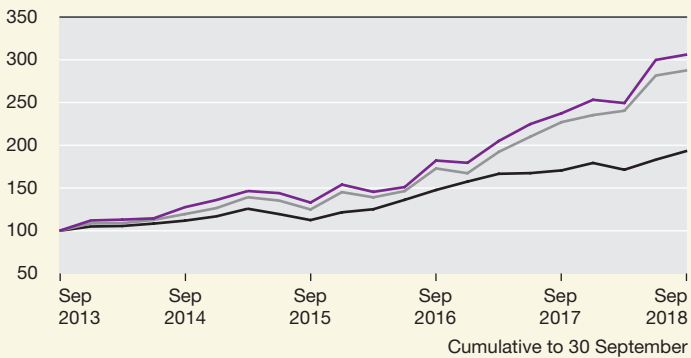


Performance

Five Year Total Return Performance†

(figures rebased to 100 at 30 September 2013)



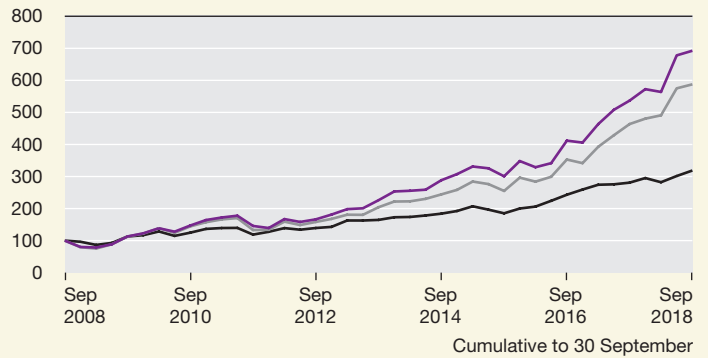
Source: Refinitiv and relevant underlying index providers#.

— Share price total return
 — NAV (fair) total return
 — Benchmark* total return

* Benchmark: FTSE All-World Index (in sterling terms).

Ten Year Total Return Performance†

(figures rebased to 100 at 30 September 2008)



Source: Refinitiv and relevant underlying index providers#.

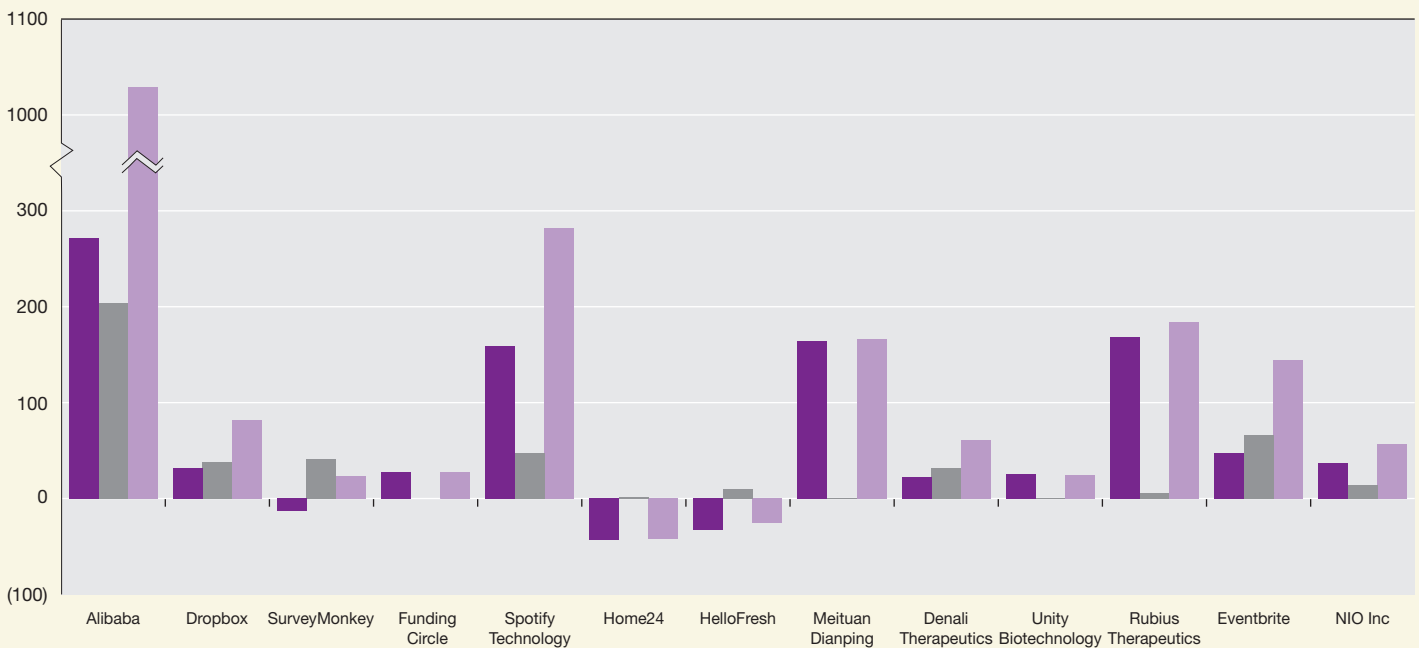
— Share price total return
 — NAV (fair) total return
 — Benchmark* total return

* Benchmark: FTSE All-World Index (in sterling terms).

Performance of Listed Holdings Held Previously as Unlisted Investments

From date of initial investment of each holding to 30 September 2018

(Absolute performance in sterling terms %)



■ Absolute performance from initial investment to initial public offering
 ■ Absolute performance from initial public offering to 30 September 2018
 ■ Total absolute performance from initial investment to 30 September 2018

Note: Absolute performance returns cannot be added together as they are geometric. Source: StatPro/Baillie Gifford.

† See Glossary of Terms at end of this announcement.

See disclaimer at end of this announcement.

Past performance is not a guide to future performance.