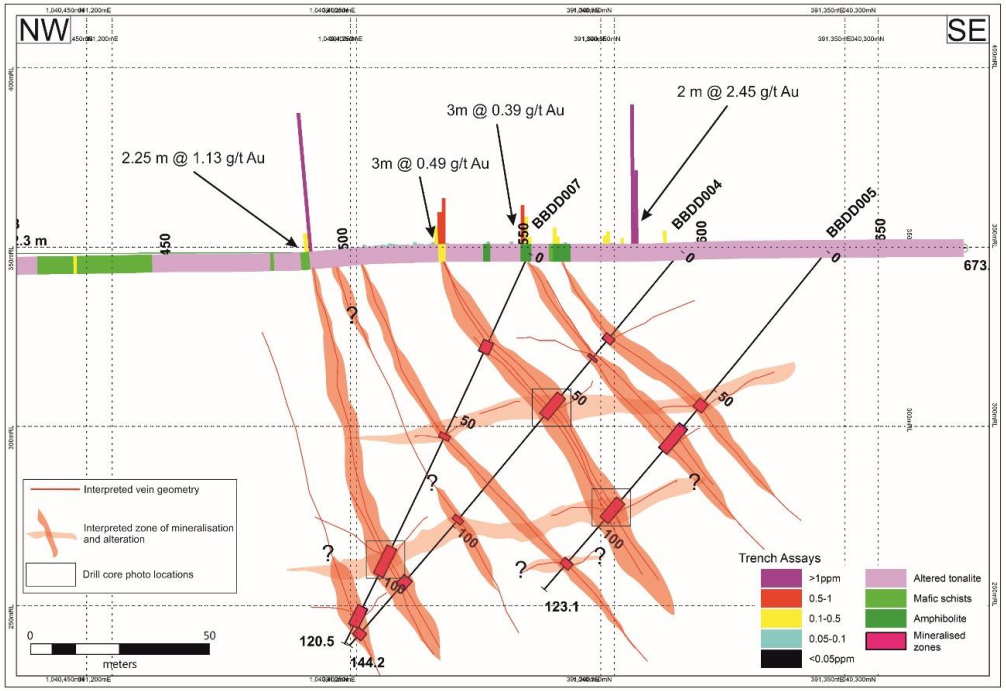

Quartz-tourmaline vein (bordered in yellow) within a wider zone of silicified tonalite with disseminated sulphide grains.



Quartz-tourmaline vein hosting sulphide mineralisation within a weakly altered tonalite. Shows evidence of both steeply dipping and flatter-lying veins.



Brecciated quartz-tourmaline veining with strong silicification and pervasive sulphidation within tonalite host rock.