

**TELECOM EGYPT COMPANY  
AND ITS SUBSIDIARIES**

INTERIM CONDENSED CONSOLIDATED  
FINANCIAL INFORMATION PREPARED  
IN ACCORDANCE WITH IFRS

FOR THE PERIOD ENDED JUNE 30, 2022

**Telecom Egypt Company and its subsidiaries**  
**Interim Condensed consolidated Financial Information**  
**For the period ended June 30, 2022**

**Table of contents**

---

	<b>Page(s)</b>
Report on review of interim condensed consolidated financial information	1 - 2
Interim condensed consolidated statement of financial position	3
Interim condensed consolidated statement of profit or loss and other comprehensive income	4
Interim condensed consolidated statement of changes in equity	5
Interim condensed consolidated statement of cash flows	6
Notes to the interim condensed consolidated financial information	7 - 17

**Report on Review of the Interim Condensed  
Consolidated Financial Information  
To the Shareholders of Telecom Egypt Company****Introduction**

We have reviewed the accompanying interim condensed consolidated statement of financial position of Telecom Egypt Company (the “Company”) and its subsidiaries (collectively referred to as the “Group”) as at June 30, 2022, and the related interim condensed consolidated statement of profit or loss and other comprehensive income for the three-month and six-month periods then ended, and related interim condensed consolidated statement of changes in equity and interim condensed consolidated statement of cash flows for the six-month period then ended, and explanatory notes.

Management is responsible for the preparation and presentation of these interim condensed consolidated financial information in accordance with International Accounting Standard 34 Interim Financial Reporting (“IAS 34”). Our responsibility is to express a conclusion on this interim condensed consolidated financial information based on our review.

**Scope of Review**

We conducted our review in accordance with International Standard on Review Engagements 2410, “*Review of Interim Financial Information Performed by the Independent Auditor of the Entity*”. A review of interim condensed consolidated financial information consists of making inquiries, primarily of persons responsible for financial and accounting matters, and applying analytical and other review procedures. A review is substantially less in scope than an audit conducted in accordance with International Standards on Auditing and, consequently, does not enable us to obtain assurance that we would become aware of all significant matters that might be identified in an audit. Accordingly, we do not express an audit opinion.

**Basis for Qualified Conclusion**

As disclosed in Note 7 to the interim condensed consolidated financial information, the Group has an investment in an associate, Vodafone Egypt Telecommunications Company S.A.E. (the “Associate”), with a carrying amount of EGP 10,647 million as at June 30, 2022. The Group accounted for the investment in Associate using the equity method of accounting and recorded its share of profit of EGP 1,027 million during the six-month period ended June 30, 2022 based on financial information received from the Associate’s management. We were not provided access to review the Associate’s financial information as at and for the six-month period ended June 30, 2022, and accordingly, we were not able to perform any review procedures thereon. Our audit opinion on the December 31, 2021 consolidated financial statements of the Group was also modified with respect of this matter.

**Qualified Conclusion**

Based on our review, with the exception of the matter described in the preceding paragraph, nothing has come to our attention that causes us to believe that the accompanying interim condensed consolidated financial information is not prepared, in all material respects, in accordance with IAS 34.

**Report on Review of the Interim Condensed  
Consolidated Financial Information  
To the Shareholders of Telecom Egypt Company (continued)**

**Other Matters**

- i. The interim condensed consolidated financial information of the Group for the six-month period ended June 30, 2021 were reviewed by another auditor in accordance with International Financial Reporting Standards, who expressed an unmodified conclusion in their review report dated October 13, 2021 on the interim condensed consolidated financial information.
- ii. The interim condensed consolidated financial information of the Group for the six-months period ended June 30, 2022, was reviewed by another auditor in accordance with Egyptian Accounting Standards who expressed a qualified conclusion in their review report dated August 10, 2022 on the interim condensed consolidated financial information.

*GRANT THORNTON*

**GRANT THORNTON**

**Dr. Osama El Bakry  
Registration No. 935  
Dubai, United Arab Emirates**


**February 23, 2023**




Telecom Egypt Company and its subsidiaries  
Interim Condensed Consolidated Financial Information

Interim Condensed Consolidated Statement of Financial Position  
As at June 30, 2022


(Amounts in thousands of Egyptian Pound)	Notes	June 30, 2022 (Unaudited)	December 31, 2021 (Audited) (Restated)	January 1, 2021 (Audited) (Restated)
<b>ASSETS</b>				
<b>Non-current assets</b>				
Property, plant and equipment	5	49,613,102	49,042,335	43,925,237
Right-of-use-assets		703,638	721,211	509,954
Intangible assets	6	14,580,158	12,261,340	9,978,602
Investments in associates	7	10,659,085	10,925,722	12,270,440
Financial assets at fair value through other comprehensive income		74,856	74,856	74,856
Deferred tax assets	8	460,774	167,807	131,959
Trade and other receivables	9	54,625	48,203	53,334
		<b>76,146,238</b>	<b>73,241,474</b>	<b>66,944,382</b>
<b>Current assets</b>				
Inventories		2,742,675	2,341,976	2,092,242
Trade and other receivables	9	13,725,111	10,778,644	12,163,757
Cash and cash equivalents	11	2,383,124	2,983,337	2,003,432
		<b>18,850,910</b>	<b>16,103,957</b>	<b>16,259,431</b>
<b>TOTAL ASSETS</b>		<b>94,997,148</b>	<b>89,345,431</b>	<b>83,203,813</b>
<b>EQUITY AND LIABILITIES</b>				
<b>Equity</b>				
Share capital		17,070,716	17,070,716	17,070,716
Reserves		5,597,565	5,318,610	4,989,962
Retained earnings		19,337,893	20,898,024	15,061,574
<b>Equity attributable to Owners of the Company</b>		<b>42,006,174</b>	<b>43,287,350</b>	<b>37,122,252</b>
Non-controlling interests		10,715	12,503	15,095
<b>Total equity</b>		<b>42,016,889</b>	<b>43,299,853</b>	<b>37,137,347</b>
<b>Non-current liabilities</b>				
Loans and borrowings	13	13,101,701	10,987,784	3,278,144
Lease liabilities		775,333	737,235	546,382
Other payables	14	5,937,472	4,979,086	5,065,367
Deferred income	15	271,042	243,988	273,577
Deferred tax liabilities	8	3,351,871	3,161,466	2,392,317
		<b>23,437,419</b>	<b>20,109,559</b>	<b>11,555,787</b>
<b>Current Liabilities</b>				
Trade and other payables	14	17,335,424	15,701,232	13,272,581
Loans and borrowings	13	6,220,006	5,333,249	17,009,238
Deferred income	15	3,417,594	1,096,554	1,218,721
Provisions		1,243,050	1,399,218	1,102,476
Lease liabilities		113,431	119,285	61,384
Accrued income tax		1,039,417	1,239,015	514,359
Amounts due to an associate	10	173,918	1,047,466	1,331,920
		<b>29,542,840</b>	<b>25,936,019</b>	<b>34,510,679</b>
<b>Total liabilities</b>		<b>52,980,259</b>	<b>46,045,578</b>	<b>46,066,466</b>
<b>TOTAL EQUITY AND LIABILITIES</b>		<b>94,997,148</b>	<b>89,345,431</b>	<b>83,203,813</b>

  
Ehab Abdo  
Director of  
Financial Affairs

  
Wael Hanafy  
Senior Director  
of Financial  
Affairs

  
Mohamed  
Shamroukh  
Chief Financial  
Officer

  
Adel Hamed  
Managing Director  
and Chief  
Executive Officer

  
Maged  
Osman  
Chairman

The accompanying notes on pages from 7 to 17 from an integral part of these interim condensed consolidated financial information.

Telecom Egypt Company and its subsidiaries  
Interim Condensed Consolidated Financial Information

Interim Condensed Consolidated Statement of Profit or Loss  
and Other Comprehensive Income  
For the period ended June 30, 2022

(Amounts in thousands of Egyptian Pound)	Three-month period ended June 30, 2022 (Unaudited)	Three-month period ended June 30, 2021 (Unaudited) (Restated)	Six-month period ended June 30, 2022 (Unaudited)	Six-month period ended June 30, 2021 (Unaudited) (Restated)
Revenue	10,984,254	8,973,900	20,401,407	17,372,981
Cost of revenue	(6,362,239)	(5,383,908)	(12,231,670)	(10,167,131)
<b>GROSS PROFIT</b>	<b>4,622,015</b>	<b>3,589,992</b>	<b>8,169,737</b>	<b>7,205,850</b>
Selling and distribution expenses	(1,012,179)	(864,657)	(1,968,352)	(1,662,891)
Administrative expenses	(1,114,036)	(960,163)	(2,104,522)	(1,852,292)
Other expenses	40,508	(30,086)	(68,796)	(55,082)
Reversal/(impairment loss) on trade and other receivables	112,756	(6,943)	43,207	(113,689)
Other income	170,099	90,650	310,306	414,703
<b>OPERATING PROFIT</b>	<b>2,819,163</b>	<b>1,818,793</b>	<b>4,381,580</b>	<b>3,936,599</b>
Finance income	31,874	12,671	95,948	24,965
Finance costs	(348,774)	(347,089)	(630,931)	(712,073)
Translation (loss)/gain on foreign currencies balances and transactions	(254,209)	1,188	(3,297,450)	355,976
Share of profit of associates, net of tax	704,561	667,727	1,035,259	1,467,107
<b>PROFIT BEFORE INCOME TAX</b>	<b>2,952,615</b>	<b>2,153,290</b>	<b>1,584,406</b>	<b>5,072,574</b>
Income tax expense	(800,641)	(640,343)	(1,306,463)	(1,622,976)
<b>NET PROFIT FOR THE PERIOD</b>	<b>2,151,974</b>	<b>1,512,947</b>	<b>277,943</b>	<b>3,449,598</b>
<i>Other comprehensive - income that may be re-classified to P&amp;L in subsequent periods</i>				
Exchange difference on translation of foreign operations	11,534	(2,549)	149,160	(11,550)
<b>Other comprehensive income/(loss), net of tax</b>	<b>11,534</b>	<b>(2,549)</b>	<b>149,160</b>	<b>(11,550)</b>
<b>Total comprehensive income</b>	<b>2,163,508</b>	<b>1,510,398</b>	<b>427,103</b>	<b>3,438,048</b>
<b>Profit attributable to:</b>				
Owners of the Company	2,151,453	1,512,985	276,934	3,448,780
Non-controlling interests	521	(38)	1,009	818
	<b>2,151,974</b>	<b>1,512,947</b>	<b>277,943</b>	<b>3,449,598</b>
<b>Total comprehensive income attributable to:</b>				
Owners of the company	2,162,987	1,510,436	426,094	3,437,230
Non-controlling interests	521	(38)	1,009	818
	<b>2,163,508</b>	<b>1,510,398</b>	<b>427,103</b>	<b>3,438,048</b>
<b>Earnings per share</b>				
<b>Basic earnings per share (EGP)</b>	1.26	0.89	0.16	2.02
<b>Diluted earnings per share (EGP)</b>	1.26	0.89	0.16	2.02

The accompanying notes on pages from 7 to 17 from an integral part of these interim condensed consolidated financial information

Telecom Egypt Company and its subsidiaries  
Interim Condensed Consolidated Financial Information

Interim Condensed Consolidated Statement of Changes in Equity  
For the period ended June 30, 2022

(Amounts in thousands of Egyptian Pound)	Share capital	Legal reserve	Translation reserve	Other reserve	Retained earnings	Total equity attributable to equity holders of the Company	Non-controlling interests	Total equity
Balances at 1 January 2022	17,070,716	2,351,347	(40,563)	2,787,550	21,125,743	43,294,793	12,503	43,307,296
Effect of restatement (Note 19)	-	220,276	-	-	(227,719)	(7,443)	-	(7,443)
Balance at 1 January 2022 (Restated)	17,070,716	2,571,623	(40,563)	2,787,550	20,898,024	43,287,350	12,503	43,299,853
Profit for the period	-	-	-	-	276,934	276,934	1,009	277,943
Other comprehensive income for the period	-	-	149,160	-	-	149,160	-	149,160
Total comprehensive income	-	-	149,160	-	276,934	426,094	1,009	427,103
Transfer to legal reserves	-	129,795	-	-	(129,795)	-	-	-
Dividends (Note 12)	-	-	-	-	(1,707,072)	(1,707,072)	(2,797)	(1,709,869)
Impact of investments evaluation disposal in a subsidiary	-	-	-	-	(198)	(198)	-	(198)
Balance as at 30 June 2022 (Unaudited)	17,070,716	2,701,418	108,597	2,787,550	19,337,893	42,006,174	10,715	42,016,889

	Share capital	Legal reserve	Translation reserve	Other reserve	Retained earnings	Total equity attributable to equity holders of the Company	Non-controlling interests	Total equity
Balances at January 1, 2021	17,070,716	2,241,767	(25,489)	2,787,550	15,068,057	37,142,601	15,095	37,157,696
Effect of restatement (Note 19)	-	(17,941)	4,075	-	(6,483)	(20,349)	-	(20,349)
Balance at January 1, 2021 (Restated)	17,070,716	2,223,826	(21,414)	2,787,550	15,061,574	37,122,252	15,095	37,137,347
Profit for the period (Restated)	-	-	-	-	3,448,780	3,448,780	818	3,449,598
Other comprehensive loss for the period	-	-	(11,550)	-	-	(11,550)	-	(11,550)
Total comprehensive income	-	-	(11,550)	-	3,448,780	3,437,230	818	3,438,048
Transfer to legal reserves	-	274,038	-	-	(274,038)	-	-	-
Dividends (Note 12)	-	-	-	-	(1,280,304)	(1,280,304)	(5,374)	(1,285,678)
Balance as at June 30, 2021 (Unaudited) (Restated)	17,070,716	2,497,864	(32,964)	2,787,550	16,956,012	39,279,178	10,539	39,289,717

The accompanying notes on pages from 7 to 17 from an integral part of these interim condensed consolidated financial information.

**Telecom Egypt Company and its subsidiaries**  
**Interim Condensed Consolidated Financial Information**

**Interim Condensed Consolidated Statement of Cash Flows**  
**For the period ended June 30, 2022**

(Amounts in thousands of Egyptian Pound)	Six-month period ended June 30, 2022 (Unaudited)	Six-month period ended June 30, 2021 (Unaudited) (Restated)
<b>Operating activities</b>		
Cash receipts from customers	20,076,613	19,433,885
Stamp tax and fees collected (from third parties)	65,136	50,332
Deposits collected from customers	26,893	18,382
Cash paid to suppliers	(4,110,449)	(3,621,979)
Payments of NTRA license fees	(887,007)	(1,183,164)
Cash paid to Board of Directors	(27,705)	(18,413)
Cash paid to employees	(3,805,756)	(2,933,262)
Cash paid on behalf of employees to third parties	(654,091)	(554,795)
Interest paid	(411,595)	(611,349)
Payments to Tax Authority - income tax	(126,300)	(564,702)
Payments to Tax Authority - value added tax	(665,053)	(950,234)
Payments to Tax Authority - other taxes	(1,166,186)	(1,139,110)
Other (payments) proceeds, net	(17,129)	400,505
<b>Net cash flows from operating activities</b>	<b>8,297,371</b>	<b>8,326,096</b>
<b>Investing activities</b>		
Payments for purchase of property, plant and equipment	(6,329,048)	(6,028,406)
Payments for purchase of intangible assets	(1,719,720)	(2,453,622)
Proceeds from sale of property, plant and equipment and intangible assets	41	193
Payments for purchase of financial assets at amortized cost	(596,933)	-
Proceeds from financial assets at amortized cost	15,660	1,070
Interest received	11,315	7,484
Dividends received from associates	-	810,018
Proceeds from sale of financial assets at amortized cost	606,851	-
<b>Net cash used in investing activities</b>	<b>(8,011,834)</b>	<b>(7,663,263)</b>
<b>Cash flows from financing activities</b>		
Payments of lease liabilities	(101,241)	(121,699)
Payments for loans	(941,756)	(707,552)
Proceeds from credit facilities	1,872,696	780,084
Dividends paid to shareholders	(1,709,301)	(1,287,432)
<b>Net cash used in financing activities</b>	<b>(879,602)</b>	<b>(1,336,599)</b>
Net decrease in cash and cash equivalents	(594,065)	(673,766)
Cash and cash equivalents at beginning of the period	2,922,993	1,936,943
Effect of movements in exchange rate on cash	24,244	(3,001)
<b>Cash and cash equivalents at end of the period</b>	<b>2,353,172</b>	<b>1,260,176</b>

The accompanying notes on pages from 7 to 17 from an integral part of these Interim condensed consolidated financial information.

**Telecom Egypt Company and its subsidiaries  
Interim Condensed Consolidated Financial Information**

**Notes to the Interim Condensed Consolidated Financial Information  
For the period ended June 30, 2022**

---

**1 Legal status and principal activities**

Telecom Egypt Company (the “Company”) and its subsidiaries (collectively referred to “Group”) is an Egyptian Joint Stock Company registered in the Arab Republic of Egypt and is engaged in the provision of public communications and associated products and services. The Company is subject to the provisions of the Companies Law No. 159 of 1981 and Capital Market Law No. 95 of 1992 and is registered in the Commercial Register under number 3930, Cairo, Egypt.

The registered office of the Company is 26 Ramses Street, Cairo, Egypt.

The Company’s authorised, issued and fully paid-up share capital amounting to EGP 17,070.716 million is, represented in 1,707.0716 million shares of par value EGP 10 each.

The nominal shares for the Company are traded in the Egyptian Stock Exchange and London Stock Exchange.

As at June 30, 2022, 80% shareholding of the Company is held by the Government of Egypt (December 31, 2021: 80%) and 20% is held by other private investors (December 31, 2021: 20%), whom are listed on the Egypt Stock Exchange (“Egyptian Exchange”), while its global depositary receipts are also listed on the London Stock Exchange (each consisting of five ordinary shares).

The main purpose of the Company represents in the following:

- Owning, setting up, operating, maintenance and development of telecommunication networks and infrastructure necessary for communication services for using and / or managing and / or leasing to others and / or dealing on them.
- Providing voice, video and data transmission telecommunication services to subscribers and / or managing and / or leasing to others and / or dealing on them.
- Participating or contributing to global communication systems, such as: - submarine cables and satellites and obtaining capacities or circuits for using and / or managing and / or leasing to others and / or dealing on them.
- Dealing or contracting or participating with authorities, agencies, companies, organizations or any entity exercising an activity similar to or identical to the company's activities or relates or assists the company to achieve its purposes either in Arab Republic of Egypt or abroad.
- Managing, selling, leasing, purchasing, possessing, renting and dealing on any property and rights or benefit or right in any property. Including the movable and immovable property which could be acquired or owned by the company.
- Selling, purchasing and distributing of fixed line sets, mobile phones and computers, its peripherals, accessories and supplies, complementary devices and necessary spare parts and related maintenance works.
- Setting up voice, video and written data transmission networks and providing value-added services, content services, marketing, electronic signature and online money transfer.
- Real estate investment for serving its purposes and executing its projects.

The Group has prepared and published a separate set of interim condensed consolidated financial information in accordance with Egyptian Accounting Standards for the six months’ period ended June 30, 2022.

**Telecom Egypt Company and its subsidiaries**  
**Interim Condensed Consolidated Financial Information**

**Notes to the Interim Condensed Consolidated Financial Information (continued)**  
**For the period ended June 30, 2022**

---

**2 Basis of preparation and summary of significant accounting policies**

**Basis of preparation**

The interim condensed consolidated financial information of the Group has been prepared in accordance with International Accounting Standard (IAS) 34, Interim Financial Reporting. The interim condensed consolidated financial information does not include all of the information required for full annual interim consolidated financial information prepared in accordance with the International Financial Reporting Standards (IFRS) and should be read in conjunction with the consolidated financial statements of the Group for the year ended December 31, 2021.

Accounting policies, related adjustments, judgements, estimates and assumptions adopted in the preparation of these interim condensed consolidated financial information are same as those applied in the preparation of the audited consolidated financial statements for the year ended December 31, 2021.

The interim condensed consolidated financial information have been prepared on accrual basis and under the historical cost convention except for financial assets measured at fair value through profit or loss (FVTPL), which are measured at fair value.

**Functional and presentation currency**

The interim consolidated financial information is presented in Egyptian Pounds ("EGP"), which is also the Group's functional currency. All values are rounded to the nearest thousand except where otherwise indicated.

**Basis of consolidation**

The interim condensed consolidated financial information incorporates the financial information of the Company and entities controlled by the Company. Control is achieved where the Company has the power over the investee, exposure, or rights, to variable returns from its involvement with the investee and the ability to use its power over the investee to affect the amount of the investor's returns.

**Significant accounting estimates and judgments**

The preparation of the interim condensed consolidated financial information in conformity with IAS 34, requires management to make judgments, estimates and assumptions that affect the application of accounting policies and the reported amounts of assets and liabilities, income and expenses. Actual results may differ from these estimates.

The significant judgements made by the management in applying the Group's accounting policies and the key sources of estimation uncertainty were the same as those that were applied in preparation of the consolidated financial statements of the Group as at and for the year ended December 31, 2021.

**3 Standards, Amendments and Interpretations to existing Standards that are not yet effective and have not been adopted early by the Group**

As at the date of authorization of the interim condensed consolidated financial information several new, but not yet effective, Standards, Amendments and Interpretations to existing standards have been published by International Accounting Standards Board ("IASB"). These amendments have neither been adopted early by the Group nor are these expected to have a significant impact on the financial information of the Group in the period of initial application.

**4 Financial risk management**

The Group's financial risk management objectives and policies are consistent with those disclosed in the consolidated financial statements of the Group as at and for the year ended December 31, 2021.

---

**Telecom Egypt Company and its subsidiaries**  
**Interim Condensed Consolidated Financial Information**

**Notes to the Interim Condensed Consolidated Financial Information (continued)**  
**For the period ended June 30, 2022**

(Amounts in thousands of Egyptian Pound)

**5 Property, plant and equipment**

During the period ended June 30, 2022, the Group acquired various property, plant and equipment amounting to EGP 3,288,897 (the period ended June 30, 2021: EGP 5,224,645).

Depreciation charge on property, plant and equipment for the period ended June 30, 2022 amounting to EGP 2,717,791 (the period ended June 30, 2021: EGP 2,215,447).

**6 Intangible assets**

During the period ended June 30, 2022, the Group acquired various intangible assets amounting to EGP 2,942,012 (the period ended June 30, 2021: EGP 54,803).

Amortisation charge on intangible assets for the period ended June 30, 2022 amounting to EGP 594,035 (the period ended June 30, 2021: EGP 362,047).

**7 Investments in associates**

The Group has the following investment in associates:

	Ownership		Carrying amount	
	June 30, 2022	December 31, 2021	June 30, 2022	December 31, 2021
Vodafone Egypt Telecommunication Company S.A.E	44.95%	44.95%	10,647,729	10,922,615
Egypt Trust	35.71%	35.71%	10,106	1,857
New matrix for technology	25.50%	25.50%	1,250	1,250
Wataneya for Telecommunication*	50.00%	50.00%	-	-
			<u>10,659,085</u>	<u>10,925,722</u>

\*Investment in Wataneya for Telecommunication amounting to EGP 0.125 million was fully impaired as at June 30, 2022 and December 31, 2021.

**Vodafone Egypt Telecommunications Company S.A.E.**

The investments in Vodafone Egypt represents the ownership of 107,869,799 shares as at June 30, 2022 and December 31, 2021. The movement in investment for the period is as follows:

	June 30, 2022	December 31, 2021
As at January 1,	10,922,615	12,269,190
Share of profit	1,027,010	3,148,000
Dividends received	(1,301,896)	(4,494,575)
	<u>10,647,729</u>	<u>10,922,615</u>

Vodafone Egypt Telecommunications Company S.A.E. is engaged in the telecommunication and related activities in Egypt and is a subsidiary of Vodafone Group PLC.

**8 Deferred tax assets and liabilities**

	Assets		Liabilities	
	June 30, 2022	December 31, 2021	June 30, 2022	December 31, 2021
Total deferred tax assets/(liabilities)	<u>460,774</u>	<u>167,807</u>	<u>(3,351,871)</u>	<u>(3,161,466)</u>

**Telecom Egypt Company and its subsidiaries**  
**Interim Condensed Consolidated Financial Information**

**Notes to the Interim Condensed Consolidated Financial Information (continued)**  
**For the period ended June 30, 2022**

(Amounts in thousands of Egyptian Pound)

**9 Trade and other receivables**

	June 30, 2022	December 31, 2021 (Restated)
Trade receivables - National	3,882,804	3,139,308
Trade receivables - International	3,323,221	2,896,418
Notes receivable	249,888	1,116
<b>Trade and notes receivable</b>	<b>7,455,913</b>	<b>6,036,842</b>
Advance payments to suppliers	1,064,931	655,282
Deposits with others	324,798	322,333
Due from ministries, organizations, companies and franchises	619,861	448,006
Withholding tax	968,007	1,371,473
Value added tax	993,744	1,070,223
Others	2,352,482	922,688
	<b>6,323,823</b>	<b>4,790,005</b>
	<b>13,779,736</b>	<b>10,826,847</b>

Trade and other receivables are classified as follows:

Non-current	54,625	48,203
Current	13,725,111	10,778,644
	<b>13,779,736</b>	<b>10,826,847</b>

**10 Related parties**

The Group has a relationship with its associate, Vodafone Egypt Telecommunications Company S.A.E. and other related party.

**Transactions with Associates**

During the period ended June 30, 2022, the Group incurred expenses of EGP 710 million (June 30, 2021: EGP 845 million) in relation to receipt of telecommunications and related services from Vodafone Egypt Telecommunications Company S.A.E. The Group earned revenue of EGP 1,857 million from telecommunication and related services provided to Vodafone Egypt Telecommunications Company S.A.E. during the period ended June 30, 2022 (June 30, 2021: EGP 721 million). The balance due to Vodafone Egypt Telecommunications Company S.A.E. at June 30, 2022 is EGP 174 million (December 31, 2021: EGP 1,047 million).

**Key management compensation**

During the period ended June 30, 2022, the Group incurred salaries, allowances and other benefits to its key management personal, and included these expenses within salaries and wages in the consolidated statement of profit or loss and other comprehensive income.

**Telecom Egypt Company and its subsidiaries**  
**Interim Condensed Consolidated Financial Information**

**Notes to the Interim Condensed Consolidated Financial Information (continued)**  
**For the period ended June 30, 2022**

(Amounts in thousands of Egyptian Pound)

**11 Cash and cash equivalents**

	June 30, 2022	December 31, 2021
Bank balances	1,957,638	1,217,633
Time deposits (less than 3 months) *	177,406	665,256
Cash in hand	18,296	5,474
Treasury bills (less than 3 months) *	74,193	965,568
Money market funds (less than 3 months) *	155,591	129,406
<b>Cash and cash equivalents</b>	<b>2,383,124</b>	<b>2,983,337</b>
Restricted cash	(62,894)	(60,344)
<b>Cash and cash equivalents in the consolidated statement of cash flows</b>	<b>2,320,230</b>	<b>2,922,993</b>

\*Time deposits, treasury bills and money market funds carry interest at market prevailing rates.

Restricted cash represents bank balances under the specific instructions to the Group's bankers by multiple government departments and agencies, against claimed taxes, duties, fees and other charges payable by the Group in the normal course of its business activities. These bank balances would be released for use subsequently upon settlement of the relevant outstanding obligations.

**12 Dividends**

Dividends of EGP 1,707.072 million were declared by the Company during the period ended June 30, 2022 (June 30, 2021: EGP 1,280.304 million).

**13 Loans and borrowings**

	June 30, 2022	December 31, 2021
<b>Non-current liabilities</b>		
Foreign loans	9,806,644	9,254,582
Foreign facilities	3,295,057	1,733,202
	<b>13,101,701</b>	<b>10,987,784</b>
<b>Current liabilities</b>		
Foreign loans	2,429,930	1,853,704
Local bank facilities	3,499,370	1,398,198
Local banks' foreign facilities	289,147	2,079,942
Foreign suppliers' facilities	1,559	1,405
	<b>6,220,006</b>	<b>5,333,249</b>

Telecom Egypt Company and its subsidiaries  
Interim Condensed Consolidated Financial Information

Notes to the Interim Condensed Consolidated Financial Information (continued)  
For the period ended June 30, 2022

(Amounts in thousands of Egyptian Pound)

**14 Trade and other payables**

	June 30, 2022	December 31, 2021 (Restated)
Liability towards acquisition of assets	11,123,841	11,068,114
Local suppliers	2,625,021	2,086,155
Notes payable	38,012	56,487
<b>Trade payables and notes payables</b>	<b>13,786,874</b>	<b>13,210,756</b>
Accrued expenses	1,066,773	1,608,350
Tax payable	1,840,258	975,791
Deposits from others	600,172	567,692
Customers advances	3,241,614	1,988,688
Dividends payable	4,568	4,064
Liabilities for early retirement scheme	3,565	24,385
Due to National Telecommunication Regulatory Authority (NTRA)*	1,034,111	1,183,210
Others	1,694,961	1,117,382
	<u>9,486,022</u>	<u>7,469,562</u>
	<u>23,272,896</u>	<u>20,680,318</u>
Trade and other payables are classified as follows:		
Non-current	5,937,472	4,979,086
Current	17,335,424	15,701,232
	<u>23,272,896</u>	<u>20,680,318</u>

\*Due to National Telecommunication Regulatory Authority (NTRA) represents variable portion of license renewal fees payable at specified percentage of revenues of the Group for the relevant years.

**15 Deferred income**

	June 30, 2022	December 31, 2021
Internet and telecommunications services	617,925	599,925
Operating services and maintenance	311,603	277,215
Mobile services	300,476	269,866
Transmission services	2,456,992	191,437
Customers compensations	1,640	2,099
	<u>3,688,636</u>	<u>1,340,542</u>
Deferred income is classified as follows:		
Non-current	271,042	243,988
Current	3,417,594	1,096,554
	<u>3,688,636</u>	<u>1,340,542</u>

Telecom Egypt Company and its subsidiaries  
Interim Condensed Consolidated Financial Information

Notes to the Interim Condensed Consolidated Financial Information (continued)  
For the period ended June 30, 2022

---

(Amounts in thousands of Egyptian Pound)

**16 Capital commitments**

The Group's capital commitments for the unexecuted parts of contracts as at June 30, 2022 amounted to EGP 835 million (EGP 385 million as at December 31, 2021).

**17 Contingencies**

The Company has the following contingent liabilities:

	June 30, 2022	December 31, 2021
Letters of guarantee issued by banks on behalf of the Group	3,012,317	2,619,125
Letters of credit	4,154,136	876,808

Letters of guarantee, which were issued by banks on behalf of the Company and for the benefits of others include letters of guarantee, have been issued against restricted cash and cash equivalent at banks.

Telecom Egypt Company and its subsidiaries  
Interim Condensed Consolidated Financial Information

Notes to the Interim Condensed Consolidated Financial Information (continued)  
For the period ended June 30, 2022

(Amounts in thousands of Egyptian Pound)

**18 Segment information**

Operating activities are managed by operating segments at the group activates level as integrated activity, based on the nature of product and the service provided. The segment reporting is prepared according to services provided by activities as a group as follows:

- Communications, marine cables and infrastructure services.
- Internet services.
- Outsourcing services.
- Others.

As at June 30, 2022

	Communication, marine cables and infrastructure	Internet	Outsourcing	Others	Total
Revenue	10,838,450	8,645,965	742,706	174,286	20,401,407
Cost of revenue	(10,019,577)	(1,553,470)	(492,656)	(165,967)	(12,231,670)
<b>GROSS PROFIT</b>	818,873	7,092,495	250,050	8,319	8,169,737
Finance income	72,585	8,092	1,324	13,947	95,948
Finance costs	(620,642)	(2,754)	(5,382)	(2,153)	(630,931)
Translation loss on foreign currency balances and transactions	(3,125,027)	(152,015)	5,333	(25,741)	(3,297,450)
Depreciation and amortization	(2,985,106)	(347,874)	(77,656)	(2,762)	(3,413,398)
Share of profit from associates	1,035,259	-	-	-	1,035,259
<b>Total assets</b>	88,614,505	4,782,908	996,183	603,552	94,997,148
<b>Total liabilities</b>	47,019,209	3,722,004	670,528	1,568,518	52,980,259

Telecom Egypt Company and its subsidiaries  
Interim Condensed Consolidated Financial Information

Notes to the Interim Condensed Consolidated Financial Information (continued)  
For the period ended June 30, 2022

(Amounts in thousands of Egyptian Pound)

**18 Segment information (continued)**

As at June 30, 2021

	Communication, marine cables and infrastructure	Internet	Outsourcing	Other	Total
Revenue	9,403,198	6,740,345	737,493	491,945	17,372,981
Cost of revenue	(8,192,827)	(862,227)	(639,221)	(472,856)	(10,167,131)
GROSS PROFIT	1,210,371	5,878,118	98,272	19,089	7,205,850
Finance income	9,595	9,601	927	4,842	24,965
Finance costs	(709,118)	-	-	(2,955)	(712,073)
Translation gain/(loss) on foreign currency balances and transactions	345,475	9,857	3,174	(2,530)	355,976
Depreciation and amortization	(2,438,865)	(158,288)	(39,735)	(4,622)	(2,641,510)
Share of profit from associates	1,467,107	-	-	-	1,467,107
Total assets	81,816,303	3,393,986	658,701	363,887	86,232,877
Total liabilities	42,791,294	2,263,677	353,020	1,153,492	46,561,483

**Telecom Egypt Company and its subsidiaries**  
**Interim Condensed Consolidated Financial Information**

**Notes to the Interim Condensed Consolidated Financial Information (continued)**  
**For the period ended June 30, 2022**

(Amounts in thousands of Egyptian Pound)

**19 Comparative figures**

Restatement and reclassifications were made to certain of the comparative figures of the consolidated statement of financial position, consolidated statement of profit or loss and consolidated statement of cash flows to comply to the current presentation of the interim condensed consolidated financial information.

The followings are the effects of restatement and reclassifications on the interim condensed consolidated financial information:

<i>Effect on the consolidated statement of financial position as at January 1, 2021</i>	As previously reported	Restatement	Reclassifications	As currently reported
Trade and other receivables	12,392,654	-	(175,563)	12,217,091
Reserves	(5,003,828)	13,866	-	(4,989,962)
Retained earnings	(15,068,057)	6,483	-	(15,061,574)
Trade and other payable	(19,027,870)	-	689,922	(18,337,948)
Deferred tax liabilities	(2,371,968)	(20,349)	-	(2,392,317)
Accrued income tax	-	-	(514,359)	(514,359)
<i>Effect on the consolidated statement of financial position as at December 31, 2021</i>	As previously reported	Restatement	Reclassifications	As currently reported
Trade and other receivables	11,093,954	-	(267,107)	10,826,847
Reserves	(5,098,334)	(220,276)	-	(5,318,610)
Retained earnings	(21,125,743)	227,719	-	(20,898,024)
Trade and other payable	(22,186,440)	-	1,506,122	(20,680,318)
Deferred tax liabilities	(3,154,023)	(7,443)	-	(3,161,466)
Accrued income tax	-	-	(1,239,015)	(1,239,015)
<i>Effect on the consolidated statement of profit or loss and other comprehensive income for the period ended June 30, 2021</i>	As previously reported	Restatement	Reclassifications	As currently reported
Cost of revenue*	(10,390,108)	122,062	100,915	(10,167,131)
Selling and distribution	(1,652,647)	-	(10,244)	(1,662,891)
Administrative expense	(1,761,625)	-	(90,667)	(1,852,292)
Basic earnings per share	1.95	-	0.07	2.02
Diluted earnings per share	1.95	-	0.07	2.02
<i>Effect on consolidated statement of cash flows for the period ended June 30, 2021</i>	As previously reported	Restatement	Reclassifications	As currently reported
Cash flows from investing activities	(7,784,962)	-	121,699	(7,663,263)
Cash flows from financing activities	(1,214,900)	-	(121,699)	(1,336,599)

\*During the year December 31, 2021, internal technical department of the Group identified certain discrepancies in the property, plant and equipment, and intangible assets registers of Telecom Egypt Company and WE Data. Consequently, corrective measures were taken through making amendments and passing adjustments in the system. Accordingly, the figures related to property, plant and equipment, and intangible assets have been restated to the effect.

The restatement has resulted in change in retained earnings and depreciation expense of June 30, 2021 by EGP 122 million.

**Telecom Egypt Company and its subsidiaries**  
**Interim Condensed Consolidated Financial Information**

**Notes to the Interim Condensed Consolidated Financial Information (continued)**  
**For the period ended June 30, 2022**

---

(Amounts in thousands of Egyptian Pound)

**20 Significant change in exchange rates**

The Central Bank of Egypt, in its session held on March 21, 2022, devalued the Egyptian Pound against other foreign currencies, with an objective of providing flexibility to the banks operating in Egypt and promoting flow of foreign exchange through legitimate channels. The exchange rates announced by the Central Bank of Egypt were as follows:

	June 30, 2022		December 31, 2021	
	Sell	Buy	Sell	Buy
USD	18.8584	18.7472	15.74	15.64
EURO	19.96	19.78	17.87	17.67

Accordingly, the Group have incurred foreign exchange losses amounting to EGP'000 3,297,450 for the period ended June 30, 2022.

Subsequent to period end, and on October 27, 2022, The Central Bank of Egypt announced the flotation of EGP. The EGP has devalued by more than 70% since March 31, 2022. The indicative exchange rates announced by the Central Bank of Egypt for the most significant foreign currencies, in which the Group deals, are as follows:

	January 31, 2023		December 31, 2022	
	Sell	Buy	Sell	Buy
USD	30.1	30.00	24.76	24.68
EURO	32.63	32.37	26.35	26.26

As a result of the afore-said devaluation of Egyptian Pound, the Group's business results were affected in subsequent periods, as significant portion of its monetary assets and liabilities are held in foreign currencies and a sizable part of its operations are carried out outside Egypt. The Group have incurred foreign exchange losses around EGP 10 billion during the year ended December 31, 2022.