














Lithologies

-  Granite
-  Dolerite
-  Greywacke
-  Shale and siltstone
-  Dolomitic carbonaceous shale
-  Tuff
-  Carbonaceous shale
-  Iron-formation

Mineralisation styles

-  Stockwork vein array
-  Brittle-fractures
-  Saddle reefs and stockworks
-  Shear-zone hosted
-  Stratabound