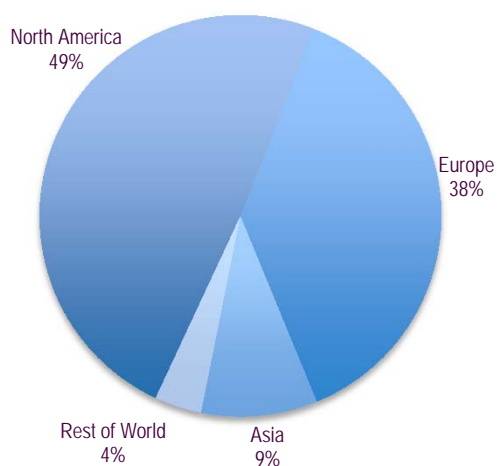


February 2017 Month End Review

KEY FIGURES AT 28 FEBRUARY 2017

	US\$ Equity Share	2017 Zero Dividend Preference Share
Net Asset Value ("NAV") per share	\$1.50	101.4p
Balance Sheet Information		
	US\$ mm	
Investments at Market Value	\$504.0	
Cash, Equivalents & Receivables	\$23.6	
Total Assets	\$527.6	
Credit Facility	\$0	
Other liabilities and payables	(\$1.3)	
Total Liabilities and Payables	(\$1.3)	
Total Net Asset Value	\$526.3	
<u>2017 ZDP NAV</u>	<u>(\$38.3)</u>	
US\$ Equity NAV	\$488.0	
Unfunded Commitments	\$33.1	
Total Assets / Unfunded	16.0x	
Undrawn Credit Facility	\$80.0	
Total Leverage Ratio ¹	7.3%	

GEOGRAPHIC DIVERSIFICATION²



MANAGER'S OVERVIEW

Highlights

- NAV of \$1.50 for February 2017, down \$0.01 from January 2017
- 1.2% decrease in share price in February
- Planned sale of Datamars, JPEL's 2nd largest investment

February NAV Performance

JPEL announced a net asset value ("NAV") per US\$ Equity share at 28 February 2017 of \$1.50, a decrease of \$0.01 from January 2017.

JPEL received few new Sponsor valuations in February. The Company expects to receive more Sponsor reports from 31 December in the coming months (generally March and April). Half of the decline in NAV during the month was the result of currency movements, with the Euro and CHF declining 2.0% and 1.6%, respectively, against the USD.

At 28 February 2017, 34% of the portfolio was valued from Sponsor reports dated 31 December 2016 or later.

The NAV of JPEL's 2017 ZDP Shares increased 0.7% to 101.4p in February.

Portfolio News

In March 2017, JPEL announced the planned sale of Datamars (JPEL's 2nd largest investment) to Caisse de dépôt et placement du Québec (CDPQ). Datamars is a global company based in Switzerland whose RFID technology is used to identify and track livestock, companion animals and textiles. The transaction is subject to regulatory and change of control approvals as well as customary completion conditions and procedures, with closing expected by the end of April 2017.

JPEL holds an indirect interest in Datamars. The sale of Datamars is expected to result in a realised investment return of approximately 3.5x and a IRR of 50.6% for JPEL, on a CHF basis.* Based on the sale price, JPEL is expecting to receive proceeds of approximately CHF 46 million*, which reflects JPEL's current carrying value. JPEL has increased the value of Datamars by approximately 96% since December 2015, based on ongoing sale discussions.

At 31 December 2016, Datamars represented 9% of JPEL's total NAV and was JPEL's 2nd largest underlying investment. Datamars is valued at 3.5x JPEL's cost at 31 December 2016, on a CHF basis.

February Share Price Performance

JPEL's US\$ Equity Share price decreased 1.2% in February to \$1.27 from \$1.285 at 31 January 2017.

JPEL's 2017 ZDP Share price was unchanged at 104.88p in the month of February.

Distribution Activity

The Company received distributions of \$0.3 million and no capital calls in February 2017.

* This is an estimate only and is not, and should not, be construed as a profit forecast. Actual returns to JPEL will only be known once the transaction has been completed.

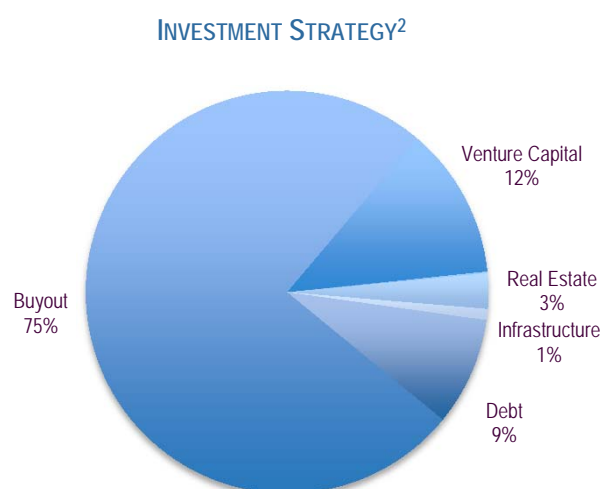
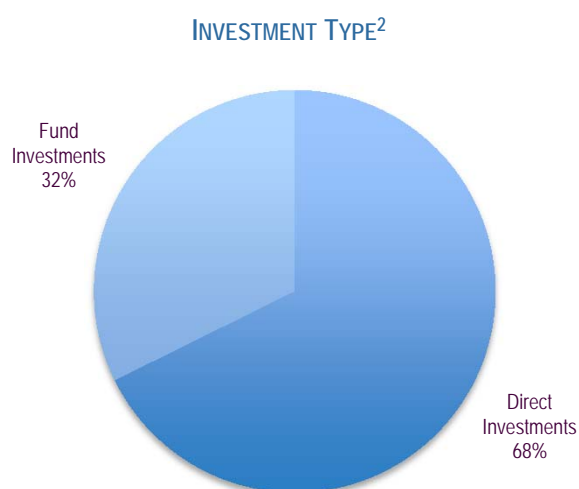
MANAGER'S OVERVIEW CONTINUED

Shareholder Update

SoftBank Group Corp. ("SoftBank" or "SBG") and Fortress Investment Group LLC ("Fortress") announced on 14 February 2017 that they have entered into a definitive merger agreement under which SoftBank will acquire Fortress for approximately \$3.3 billion in cash.** Fortress is an affiliate of FCF JPEL Management LLC, the investment manager for JPEL Private Equity Limited ("JPEL" or the "Company").

Further information on the transaction can be found at: <https://www.fortress.com/pdfs/PressRelease02-14-2017>

** The transaction is subject to approval by Fortress shareholders, certain regulatory approvals and other customary closing conditions



COMPANY INFORMATION

About JPEL Private Equity Limited

JPEL Private Equity Limited ("JPEL" or the "Company") is a Guernsey registered and incorporated, London Stock Exchange-listed, closed-ended investment company (LSE: JPEL and JPSZ). JPEL focuses on concentrated secondary deals, secondary directs, fund recapitalizations and special situation investments. The Company's capital structure consists of two classes of shares: Equity Shares and Zero Dividend Preference Shares due 2017.

About the Manager

JPEL Private Equity Limited is managed by FCF JPEL Management LLC, an affiliate of the Fortress Investment Group LLC ("Fortress" or "FIG"). FIG is a highly diversified global investment firm. Founded in 1998, Fortress manages assets on behalf of approximately 1,700 institutional and private investors worldwide across a range of private equity, credit and real estate, liquid hedge funds and traditional asset management strategies. Fortress is publicly traded on the New York Stock Exchange (NYSE: FIG).

	USD Equity Share	2017 Zero Dividend Preference Share
Ticker	JPEL	JPSZ
Sedol	B07V0H2	B5N4JV7
ISIN	GG00BYVQ4H96	GG00B5N4JV75
Currency	USD	GBP
No. of Shares	324.42 mm	30.41 mm

JPEL INVESTOR RELATIONS

JPELClientService@fortress.com

Footnotes

- 1 Total Leverage Ratio calculated as Credit Facility + 2017 ZDP NAV divided by Total Assets
- 2 Diversification charts are based on Investments at Market Value as of 28 February 2017 unless otherwise indicated

Disclosure

Private Equity Risks: Private Equity Funds invest exclusively or almost entirely in financial instruments issued by companies that are not listed (or take-over publicly listed companies with a view to delisting them). Investment in private equity funds is typically by way of commitment (i.e. whereby an investor agrees to commit to invest a certain amount in the fund and this amount is drawn down by the fund as and when it is needed to make private equity investments). The Company's interests in a private equity fund will consist primarily of capital commitments to, and capital contributions in various forms to, funds managed by third parties which make investments pursuant to private equity strategies which involve a high level of risk and uncertainty. Except for certain secondary funds, private equity funds will have no operating history upon which to evaluate their likely performance. Historical performance of private equity funds is not a guarantee or prediction of their future performance. Investments in private equity funds are often illiquid and investors such as the Company seeking to realise their holdings can experience significant delays, if realisation is possible at all, and fluctuations in value.

This document does not constitute an offer to sell, or a solicitation of an offer to buy, any security and may not be relied upon in connection with the purchase or sale of any security. Any such offer would only be made by means of formal offering documents.

In all cases where historical performance is presented, please note that past performance is not a reliable indicator of future results and should not be relied upon in connection with any investment decision. Unless otherwise indicated, performance figures presented herein are gross figures. Net performance figures will be lower due to the deduction of management fees and other Company expenses.

This document contains certain forward-looking statements with respect to the portfolio of investments of the Company. These statements and forecasts involve risk and uncertainty because they relate to events and depend upon circumstances that may or may not occur in the future. There are a number of factors that could cause actual results or developments to differ materially from those expressed or implied by these forward-looking statements and forecasts. Accordingly, you should not place undue reliance on any forward-looking statements contained in this document.

Any forecasts, figures, opinions, statements of financial market trends or investment techniques and strategies expressed are those of the Manager, unless otherwise stated, as of the date of issuance. They are considered to be reliable at the time of writing, but no warranty as to the accuracy, and reliability or completeness in respect of any error or omission is accepted. They may be subject to change without further notification.

The information contained in this document has not been verified. No responsibility, liability or obligation (whether in contract, tort or otherwise) is accepted by the Company or the Manager or by any of their respective officers, employees, agents or affiliates as to or in relation to this document (including the accuracy, completeness or sufficiency thereof) or any other written or oral information or any errors contained therein or omissions therefrom, made available by the Company or the Manager and any such liability is expressly disclaimed.

Investments in Alternative Investment Funds (AIF's) involve a high degree of risks, including the possible loss of the original amount invested. The value of investments and the income from them may fluctuate in accordance with market conditions and taxation agreements. Changes in exchange rates may have an adverse effect on the value, price or income of the product(s) or underlying investment. Both past performance and yield may not be a reliable guide to future performance. There is no guarantee that any forecast will come to pass.

The Company is generally a passive investor and has limited powers under the governing documents of the funds in which it holds interests. The funds concerned are, within certain broad parameters, generally authorised to follow broad investment guidelines and, subject thereto, are able to invest in geographies, industries and investment opportunities at their discretion. The Company does not review each proposed investment and is, subject to certain limited exceptions, unable to refuse to meet a call without suffering the consequences of a default. There can be no assurance that the strategies adopted by general partners or managers of the funds in which the Company holds interests will be successful or that the portfolio companies of such funds, or the Company's investments generally, will appreciate in value. The Company cannot make claims against general partners or managers of the funds in which the Company invests even in cases of poor performance except in very limited circumstances typically involving severe culpability on the part of the general partner or manager. The Company's recourse in the event of poor performance of the funds concerned is highly restricted.

The Company is dependent on certain information from third parties such as fund managers in relation to its investments. Those third parties (including fund managers) are themselves dependent on information made available by the management of relevant portfolio companies and/or investments. This information is necessarily limited, subjective and depends on the accuracy of judgments by the underlying companies, many of which are unquoted and not publicly traded and by the managers of the funds.

The Company's underlying portfolio of companies consists predominantly of unquoted companies. Market quotations are therefore not available for most of the Company's underlying portfolio companies. While the Company will make determinations in good faith as to the fair value of those investments, valuations (particularly valuations of investments for which market quotations are unavailable) are inherently uncertain, may fluctuate over short periods of time and may be based on estimates. As a consequence, determinations of fair value may differ materially from values that would have resulted if a ready market had existed. In addition, the fair value of investments reported by the Company may be higher than the values which are ultimately realised upon the disposal of the investments. The Company cannot make any assurance that the funds in which it has interests will be able to realise the unrealised investment values that are presented in this document or otherwise.

The information contained in this report is derived from the Company's books and records and is as of the date stated above. The unquoted investments in funds are valued in accordance with International Private Equity and Venture Capital Valuation Guidelines (IPEVCG) and other policies adopted by the Company.