

NB Global Floating Rate Income Fund Limited

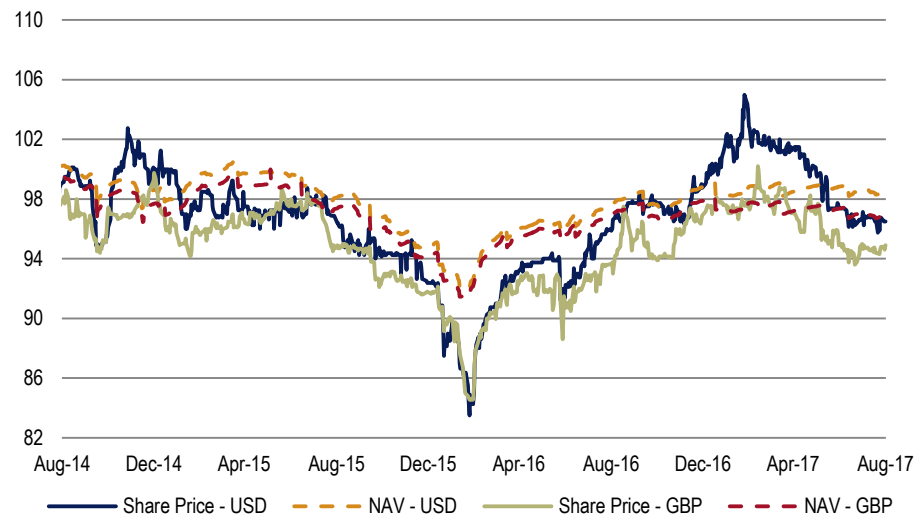
August 31, 2017

FUND OBJECTIVE

The NB Global Floating Rate Income Fund Limited targets income generation whilst seeking to preserve investors' capital and give protection against rising interest rates.

The Fund's managers seek to generate this yield by investing in a global portfolio of below investment grade senior secured corporate loans with selective use of senior secured bonds, diversified by both borrower and industry. The Fund is managed by four experienced Portfolio Managers backed by what we believe to be one of the largest and most experienced credit teams in the industry.

FUND PERFORMANCE



FUND MANAGERS



JOSEPH LYNCH

21 years' investment experience



STEPHEN CASEY

22 years' investment experience



MARTIN ROTHERAM

16 years' investment experience



DAN DOYLE

32 years' investment experience

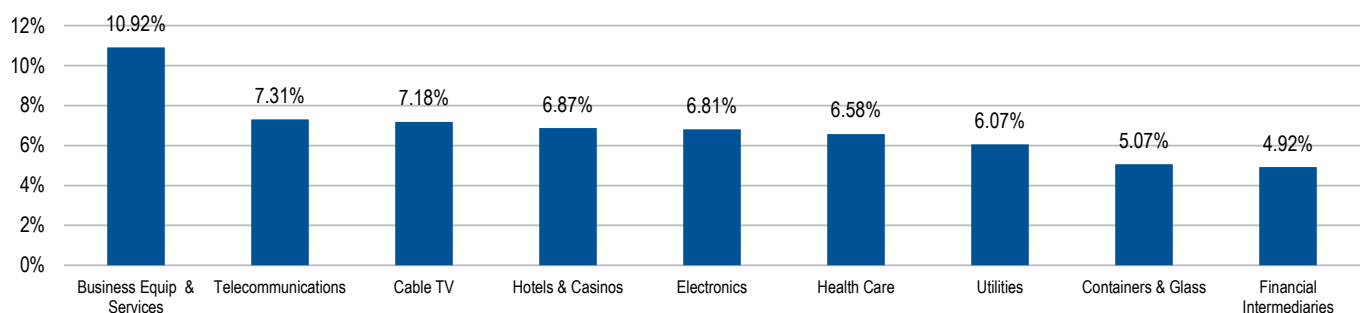
TOP 10 ISSUERS

Issuer	Sector	Weight
Valeant Pharmaceuticals	Drugs	1.97%
First Data	Business Equipment & Services	1.37%
Intelsat	Telecommunications	1.17%
Endo Pharmaceutical	Drugs	1.12%
CenturyLink Inc	Telecommunications	1.12%
Vistra Energy	Utilities	1.10%
Wide Open West	Cable TV	1.05%
Dynegy	Utilities	0.85%
Iasis Healthcare	Health Care	0.84%
Reynolds	Containers & Glass	0.83%

KEY METRICS

NAV	GBP	96.89
	USD	98.53
Share Price	GBP	94.90
	USD	96.50
Share Price Premium / (Discount)	GBP	-2.05%
	USD	-2.06%
Total Return YTD ¹		2.91%
Total Return 1 YR ¹		5.50%
Total Return Since Inception ¹		36.17%
Market Cap		\$1,228m

TOP 10 S&P SECTORS (ex Cash)



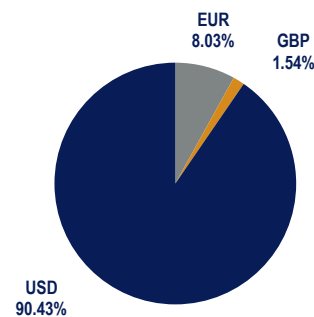
Source: U.S. Bancorp (Guernsey), Bloomberg and Neuberger Berman. Data as at August 31, 2017. Past performance is not indicative of future returns.

1. Total return: \$ NAV based returns including dividends (gross of fees).

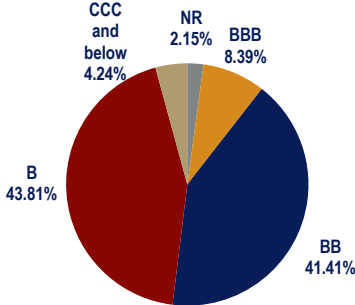
Please see disclaimer on reverse

For Professional Client Use Only

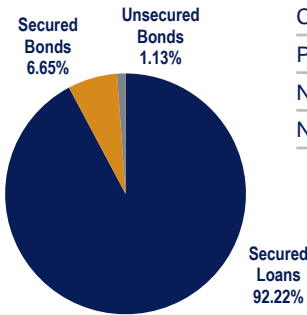
CURRENCY BREAKDOWN



RATING BREAKDOWN¹



SECURITY BREAKDOWN



KEY STATISTICS

Current Portfolio Yield*	4.58%
Portfolio Yield to Maturity	4.83%
Number of Investments	362
Number of Issuers	274

Source: U.S. Bancorp (Guernsey). Data as at August 31, 2017 and excludes cash.

1. Source: Standard & Poor's.

* The Fund's Current Portfolio Yield is a market-value weighted average of the current yields of the holdings in the portfolio, calculated as the coupon (base rate plus spread) divided by current price. The calculation does not take into account any fees, fund expenses or sales charges paid, which would reduce the results. The Current Yield for the Fund will fluctuate from month to month. The Current Yield should be regarded as an estimate of the Fund's rate of investment income, and it may not equal the realized distribution rate for each share class. You should consult the Fund's prospectus for additional information about the Fund's dividends and distributions policy. **Past performance is no guarantee of future results.**

KEY INFORMATION

Fund Type:	Closed-ended Investment Company
Admission Date:	20 April 2011
NAV Frequency:	Daily
Dividend Policy:	Quarterly
Domicile:	Guernsey
Market:	Main market of the London Stock Exchange
Year End:	31 December
Management Fee:	0.75% (on assets of the Company below \$2bn) 0.70% (on assets of the Company above \$2bn)
Bloomberg Tickers:	NBLU:LN (USD) NBLS:LN (GBP)
ISIN:	GG00B3P7S359 (USD) GG00B3KX4Q34 (GBP)
Website:	www.nbgfrif.com

Non-Mainstream Pooled Investments

The Company confirms that it conducts its affairs, and intends to continue to conduct its affairs, so that the Company's shares will be excluded securities under these the new rules and will therefore be excluded from the FCA's restrictions which apply to non-mainstream investment products.

This document is intended only for the person to whom it has been delivered. No part of this document may be reproduced in any manner without the written permission of NB Global Floating Rate Income Fund Limited ("NBGFRIF"). The securities described in this document may not be eligible for sale in some states or countries and it may not be suitable for all types of investors. Securities in the fund may not be offered or sold directly or indirectly into the United States or to U.S. Persons. Prospective investors are advised to seek expert legal, financial, tax and other professional advice before making any investment decision. The price of investments may fall as well as rise and investors may not get back the full amount invested. The target yield should not be taken as an indication of the Fund's expected future performance or results. The target yield is a target only and there is no guarantee that it can or will be achieved and it should not be seen as an indication of the Fund's actual or expected return. Statements contained herein, including without limitation, statements regarding the credit markets, are based on current expectations, estimates, projections, opinions and/or beliefs of the managers. Such statements involve known and unknown risks, uncertainties and other factors, and undue reliance should not be placed thereon. Such statements are necessarily speculative in nature, as they are based on certain assumptions. It can be expected that some or all of the assumptions underlying such statements will not reflect actual conditions. Accordingly, there can be no assurance that any projections, forecast or estimates will be realized. This document is not intended to be an investment advertisement or sales instrument; it constitutes neither an offer nor an attempt to solicit offers for the securities described herein. This document was prepared using the financial information available to NBGFRIF as at the date of this document. This information is believed to be accurate but has not been audited by a third party. This document describes past performance, which may not be indicative of future results. NBGFRIF does not accept any liability for actions taken on the basis of the information provided in this document. Neuberger Berman is a registered trademark. © 2017 Neuberger Berman.