

## Key Fund Characteristics

Monthly NAV total return	+0.18%	Ticker	SMEF:LN
NAV per ordinary share	100.93p	ISIN	GB00BYMK5S87
Mid-price*	94.00p	Domicile	UK
Premium / discount	-6.87%	Listing	LSE SFS
Dividend frequency	Monthly	Ordinary shares in issue	52,660,350
Dividend yield*	7.66%	Market capitalisation	£49,500,729
Weighted average portfolio gross yield	9.01%	NAV	£53,200,139
Gearing	None	Number of direct loans	220
Currency hedged to GBP	100%	Weighted average maturity	2.8 years

All data as at 30/11/16 \*Source Bloomberg

## Investment Objective

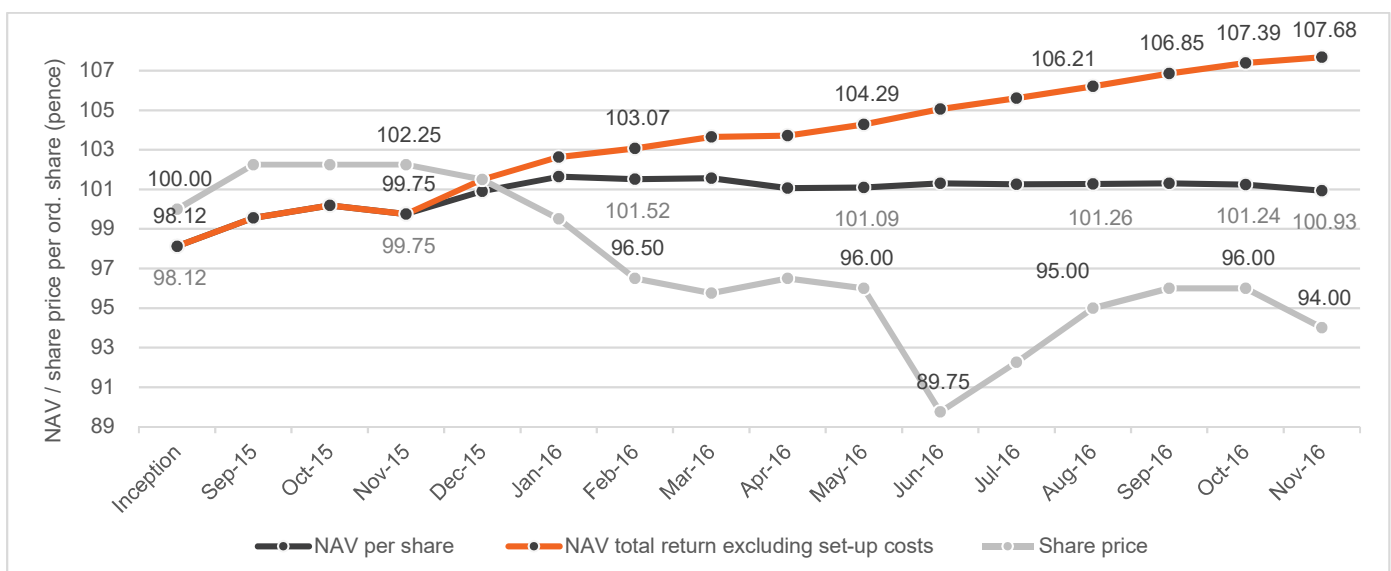
The SME Loan Fund PLC is a UK investment trust with the investment objective of providing shareholders with attractive risk adjusted returns through investment, principally via online finance platforms, in a range of SME loan assets, diversified by way of asset class, geography and duration. The Fund pays a monthly dividend and, over a rolling twelve-month period, is targeting an outright income level of 8% (based on 100p issue price).

## Performance and Dividend History

	Jan	Feb	Mar	Apr	May	Jun	Jul	Aug	Sep	Oct	Nov	Dec	Inception to date
NAV per share total return, including income*	2015								1.46%	0.64%	-0.43%	1.75%	9.74%
	2016	1.12%	0.42%	0.57%	0.05%	0.55%	0.74%	0.52%	0.57%	0.60%	0.51%	0.27%	
Dividend per share**	2015											0.60p	6.75p
	2016	0.40p	0.55p	0.55p	0.55p	0.55p	0.60p	0.60p	0.60p	0.60p	0.60p		
Share price performance total return***	2015								2.25%	0.00%	0.00%	-0.73%	-6.00%
	2016	-1.97%	-3.02%	-0.78%	0.78%	-0.52%	-6.51%	2.79%	2.98%	1.05%	0.00%	-2.08%	

\* Per Ordinary Share excluding set-up costs \*\* Per Ordinary Share paid from income reserves to date \*\*\* Source Bloomberg

## NAV vs. Share Price



## Market Commentary

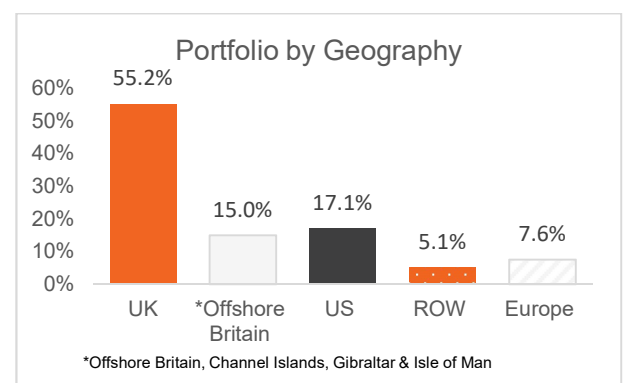
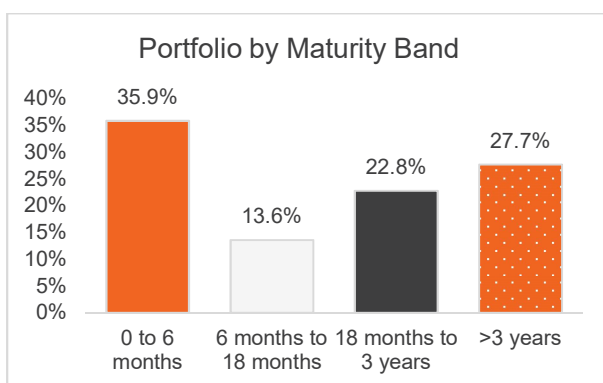
The start of November saw Trump upset the form books by winning the U.S. presidential election. Interesting times indeed and his success has been met with concerns both economically and on the wider global political stage. The effect on investment markets was swift with, inevitably, the Mexican Peso weakening by nearly 10% whilst the Greenback powered ahead against Sterling, closing the month up 2.16%. Equity markets in the US bounced aggressively as Trump's support for businesses led to the Dow closing the month up 5.4%. Fixed income investors did not fare so well with the benchmark ten-year US Treasury bond spiking in yield from 1.82% to 2.38% giving a capital loss in excess of 5%. The UK also saw their benchmark ten-year Gilt rise in yield from 1.25% to 1.42%. We have frequently given our view that fixed income, traditionally a low-risk asset class, is likely to provide investors with a sustained negative return over the coming months (and years).

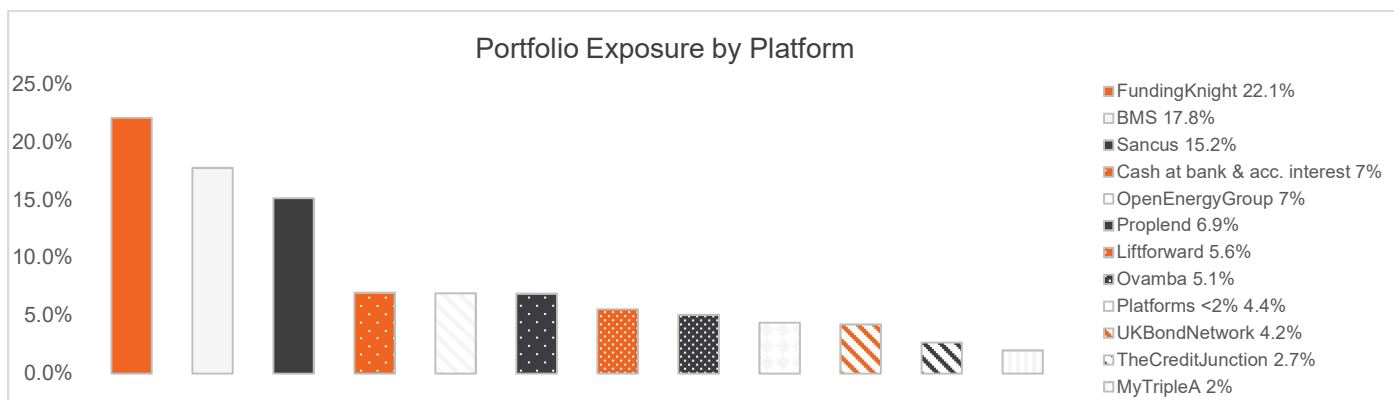
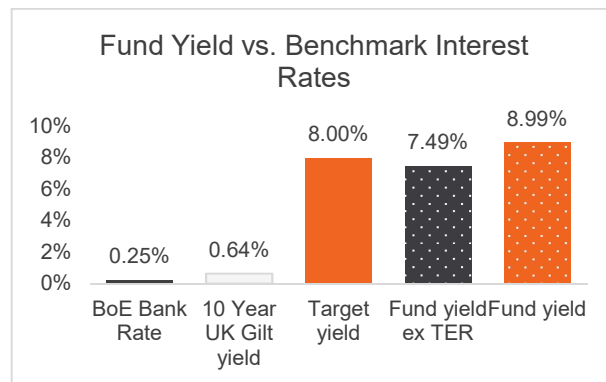
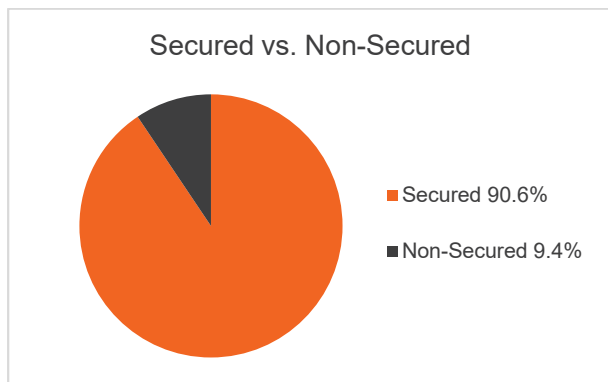
Macro data released during the month surprised on the upside with manufacturing and factory orders in the U.S. exceeding economic estimates. Manufacturing in the U.K. also proved resilient; however, a few cracks are being seen in the housing market with the Rightmove index falling 1.1%. All eyes are turning to Europe as concerns mount over the stability of the region. Post month-end, the Italians headed to the polls to decide on an overhaul of their legislature. A resounding no vote was cast and Prime Minister Renzi was ousted from power.

The AltFi market bounced backed with vengeance during November with UK origination across the consumer and SME sector rising to + £312 million after a summer lull. Within The SME Loan Fund Plc cash was reduced from 11% at the end of October to 7.4% by the month end. Investment into a property development in Gibraltar accounted for 2% of the reduction in cash. This loan is not only backed by personal guarantees from the principal developer, but also with a letter of comfort from the Gibraltar government. A solar energy construction loan was also made at the end of the month. This was provided to a blue-chip specialist construction company in the U.S. who have signed an onwards lease to a company with an investment grade credit rating of Baa2.

As a result of the net investments made during the month, the exposure to renewable energy rose to 18.8% from 17.6% whilst the exposure to secured loans jumped from 86.8% to 90.6%. The gross fund yield also increased from 8.4% to 9.0%. In keeping with the objective of shortening the average loan duration, exposure to loans > 36 months dropped from 29.8% to 27.7%; conversely, exposure to loans with a maturity less than 6 months rose from 32.4% to 35.9%. The "clean" NAV fell slightly from 101.24p to 100.93p due to a loan impairment that was accounted for during the month. Across the AltFi sector, there is evidence of a growing number of defaults. Whilst loan impairments are always a feature of the sector, the Manager operates a strict manual credit underwriting process to minimise these, however the risk can never be entirely removed.

## Portfolio Analytics





## Top-Ten Loan Exposure

Asset	Coupon	Maturity	Currency	Geographic region	Weighting
Loan 1	13.00%	Jan 17	USD	US	2.40%
Loan 2	8.00%	Mar 17	GBP	Offshore Britain	2.35%
Loan 3	9.00%	Mar 17	GBP	Offshore Britain	2.35%
Loan 4	9.00%	Mar 17	USD	US	2.25%
Loan 5	9.50%	May 18	GBP	UK	2.10%
Loan 6	9.75%	Sep 18	GBP	UK	1.97%
Loan 7	7.34%	Dec 19	GBP	UK	1.93%
Loan 8	8.00%	Mar 17	GBP	Offshore Britain	1.88%
Loan 9	10.00%	May 17	GBP	Offshore Britain	1.88%
Loan 10	9.75%	Jul 18	GBP	UK	1.87%

## For more information, please contact:

Manager: Amberton Asset Management Limited, PO Box 296 Suite W5, Sarnia House, Le Truchot, St Peter Port, GY1 4NA

Email [info@thesmeloanfund.com](mailto:info@thesmeloanfund.com)  
 Web [www.thesmeloanfund.com](http://www.thesmeloanfund.com)  
 Phone +44 (0) 14 8170 8240



Financial Advisor & Broker: Cantor Fitzgerald Europe, One Churchill Place, Canary Wharf, E14 54RB

Ben Heatley  
 Email [bheatley@cantor.com](mailto:bheatley@cantor.com)  
 Phone +44 (0) 20 7894 8229



## TERMS AND CONDITIONS

The information contained in this document has been prepared by Amberton Asset Management Limited ("Amberton") in respect of The SME Loan Fund plc (the "**Fund**"). It has not been verified and is subject to material revision and further amendment without notice.

This document has not been approved by an authorised person in accordance with section 21 of the Financial Services and Markets Act 2000. As such this document is being made available only to and is directed at: (a) persons outside the United Kingdom; (b) persons having professional experience in matters relating to investments falling within Article 19(5) of the Financial Services and Markets Act 2000 (Financial Promotion) Order 2005 (the "**Order**"); or (c) high net worth bodies corporate, unincorporated associations and partnerships and trustees of high value trusts as described in Article 49(2) (A) to (C) of the Order, and other persons to whom it may otherwise lawfully be communicated (all such persons together being referred to as "**relevant persons**"). Any failure to comply with these restrictions constitutes a violation of the laws of the United Kingdom. The distribution of this document in or to persons subject to other jurisdictions may be restricted by law and persons into whose possession this document comes should inform themselves about, and observe, any such restrictions. Any failure to comply with these restrictions may constitute a violation of the laws of the relevant jurisdiction. This document and its contents are confidential and are being supplied to you solely for your information and may not be reproduced, redistributed or passed on, directly or indirectly, to any other person or published in whole or in part, for any purpose.

This document does not constitute or form any part of, and should not be construed as, an offer or invitation or other solicitation or recommendation to purchase or subscribe for any securities. Prospective investors should only subscribe for shares in the Fund on the basis of information contained in any prospectus to be published by the Fund in due course in connection with the admission of the Fund's shares to the Official List and to trading on the London Stock Exchange. No reliance may be placed for any purpose whatsoever on the information, representations or opinions contained in this document, and no liability is accepted for any such information, representations or opinions. This document does not constitute either advice or a recommendation regarding any securities. Any person who is in any doubt about the subject matter of this document should consult a duly authorised person.

None of the Fund, Amberton, Cantor Fitzgerald Europe ("Cantor Fitzgerald") or any other person makes any guarantee, representation or warranty, express or implied as to the accuracy, completeness or fairness of the information and opinions contained in this document, and none of the Fund, Amberton, Cantor Fitzgerald or any other person accepts any responsibility or liability whatsoever for any loss howsoever arising from any use of this document or its contents or otherwise arising in connection therewith.

In preparing this document, Amberton has relied upon and assumed, without independent verification, the accuracy and completeness of all information available from public sources or which was otherwise reviewed by Amberton. The information presented in this document may be based upon the subjective views of Amberton or upon third party sources subjectively selected by Amberton. Amberton believes that such third party sources are reliable, however no assurances can be made in this regard.

This document includes forward-looking statements. These forward-looking statements include all matters that are not historical facts, statements regarding the Fund's intentions, beliefs or current expectations concerning, among other things, the Fund's results of operations, financial condition, liquidity, prospects, growth, strategies, and the sectors in which the Fund intends to operate. By their nature, forward-looking statements involve risks and uncertainties. You are cautioned that forward looking statements are not guarantees of future performance and that the Fund's actual results of operations, financial condition and the development of the sectors in which the Fund intends to operate may differ materially from those made in or suggested by the forward-looking statements contained in this document. No representation, express or implied, is made that any changes to the information herein will be provided to you.

Neither this document nor its contents may be distributed, published or reproduced, in whole or in part, by you or any other person for any purpose. In particular, neither this presentation nor any copy of it may be: (i) taken or transmitted into the United States of America; (ii) distributed, directly or indirectly, in the United States of America or to any US person (within the meaning of regulations made under the Securities Act 1933, as amended); (iii) taken or transmitted into or distributed in any member state of the European Economic Area (other than the United Kingdom), Canada, Australia, the Republic of Ireland or the Republic of South Africa or to any resident thereof; or (iv) taken or transmitted into or distributed in Japan or to any resident thereof. Any failure to comply with these restrictions may constitute a violation of the securities laws or the laws of any such jurisdiction. The distribution of this document in other jurisdictions may be restricted by law and the persons into whose possession this document comes should inform themselves about, and observe, any such restrictions.

By accepting this document or by attending any presentation to which this document relates you will be taken to have represented, warranted and undertaken that: (i) you are a relevant person; (ii) you have read and agree to comply with the contents of this notice; and (iii) you will treat and safeguard as strictly private and confidential all the information contained herein and take all reasonable steps to preserve such confidentiality.