





ZENITH BANK PLC

RC: 150224



HEAD OFFICE

 Zenith Heights, Plot 84/87 Ajose Adeogun Street
 P.O.Box 75315, Victoria Island, Lagos.
 Tel: (01) 2787000, 2927000, 4647000
 www.zenithbank.com | SWIFT:ZEIBNGLA

CONSOLIDATED AND SEPARATE INTERIM FINANCIAL STATEMENTS FOR THE PERIOD ENDED 30 SEPTEMBER 2021

THE BOARD:

Chairman: Jim Ovia, CON. **Group Managing Director/CEO:** Ebenezer Onyeagwu | **Deputy Managing Director:** Adaora Umeoji
Executive Directors: Ahmed Umar Shuaib | Temitope Fasoranti | Dennis Olisa | Henry Oroh **Non-Executives:** Mr. Jeffrey Efeyini
Prof. Chukuka Enwemeka | Mr. Gabriel Ukpeh | Engr. Mustafa Bello | Dr Al-Mujtaba Abubakar | Omobola Ibidapo-Obe Ogunfowora (PhD)


Index

Index	Page
Certification pursuant to section 60(2) of Investment and Securities Act No.29 of 2007	2
Statements of profit or loss and other comprehensive income	3 - 4
Statements of financial position	5 - 6
Statements of cash flows	7 - 8
Statements of changes in equity	9 - 10
Notes to the consolidated and separate interim financial statements	11 - 41

Certification pursuant to section 60(2) of Investment and Securities Act No. 29 Of 2007

We the undersigned hereby certify the following with regards to our financial report for the period ended September 30, 2021 that:

- (a) We have reviewed the report;
- (b) To the best of our knowledge, the report does not contain:
 - (i) Any untrue statement of a material fact, or
 - (ii) Omission of material fact, which would make the statements misleading in the light of the circumstances under which such statements were made;
- (c) To the best of our knowledge, the financial statements and other financial information included in the report fairly present in all material respects the financial condition and results of operation of the bank as of, and the periods presented in the report.
- (d) We:
 - (i) Are responsible for establishing and maintaining internal controls;
 - (ii) Have designed such internal controls to ensure that material information relating to the bank and its consolidated subsidiary is made known to such officers by others within those entities particularly during the period in which the periodic reports are being prepared;
 - (iii) Have evaluated the effectiveness of the bank's internal controls as of date within 90 days prior to the reports;
 - (iv) Have presented in the report our conclusions about the effectiveness of our internal controls based on our evaluation as of that date;
- (e) We have disclosed to the auditors of the bank and audit committee:
 - (i) All significant deficiencies in the design or operation of internal controls which would adversely affect the bank's ability to record, process, summarize and report financial data and have identified for the bank's auditors any material weakness in internal controls, and
 - (ii) Any fraud, whether or not material, that involve management or other employees who have significant role in the bank's internal controls;
- (f) We have identified in the report whether or not there were significant changes in the internal controls or other factors that could significantly affect internal controls subsequent to the date of our evaluation, including any corrective actions with regards to significant deficiencies and material weaknesses .



Jim Ovia

Chairman

FRC/2013/CIBN/00000002406



Ebenezer Onyeagwu

Group Managing Director/CEO

FRC/2013/ICAN/00000003788

Statements of profit or loss and other comprehensive income

In millions of Naira	Notes	Group				Bank			
		3 Months 30-Sep-21	9 Months 30-Sep-21	9 Months 30-Sep-20	12 Months 31-Dec-20	3 Months 30-Sep-21	9 Months 30-Sep-21	9 Months 30-Sep-20	12 Months 31-Dec-20
Gross earnings		173,114	518,673	508,975	696,450	146,523	454,723	434,109	595,921
Interest and similar income	13	104,910	308,844	318,820	420,813	83,207	244,544	257,768	342,492
Interest and similar expense	14	(30,104)	(74,098)	(93,641)	(121,131)	(23,686)	(56,008)	(77,968)	(102,111)
Net interest income		74,806	234,746	225,179	299,682	59,521	188,536	179,800	240,381
Impairment charge	15	(8,999)	(28,798)	(25,108)	(39,534)	(8,763)	(26,605)	(23,144)	(37,237)
Net interest income after impairment charge		65,807	205,948	200,071	260,148	50,758	161,931	156,656	203,144
Net fee and commission income	16	30,632	78,296	59,123	79,332	26,823	65,093	44,171	61,417
Trading income	17	31,387	90,662	89,817	121,678	31,845	89,960	93,763	118,601
Other income	18	3,982	23,811	24,548	50,735	2,706	38,805	22,413	50,450
Depreciation of property and equipment	33	(5,968)	(18,893)	(18,733)	(25,125)	(5,508)	(17,305)	(16,744)	(22,686)
Amortisation of intangible assets	34	(983)	(2,753)	(2,375)	(3,537)	(871)	(2,266)	(2,102)	(2,776)
Personnel expenses		(22,730)	(60,307)	(59,925)	(79,258)	(18,273)	(46,713)	(46,426)	(61,515)
Operating expenses	19	(39,376)	(136,954)	(115,243)	(148,112)	(35,577)	(126,020)	(105,800)	(136,628)
Profit before tax		62,751	179,810	177,283	255,861	51,903	163,485	145,931	210,007
Income tax expense	20	(8,276)	(19,216)	(17,968)	(25,296)	(5,167)	(9,329)	(9,725)	(12,155)
Profit after tax		54,475	160,594	159,315	230,565	46,736	154,156	136,206	197,852
Other comprehensive income:									
Items that will never be reclassified to profit or loss									
Fair value movements on equity instruments		52	454	11,054	16,295	52	454	11,054	16,295
Items that are or may be reclassified to profit or loss									
Foreign currency translation differences		(1,047)	3,847	8,955	15,011	-	-	-	-
Fair value movements on debt securities		(467)	(1,088)	1,041	1,981	-	-	-	-
Income tax relating to fair value movement on debt securities at FVOCI		-	-	-	(355)	-	-	-	-
Other comprehensive income/loss for the year, net of tax		(1,462)	3,213	21,050	32,932	52	454	11,054	16,295
Total comprehensive income for the year		53,013	163,807	180,365	263,497	46,788	154,610	147,260	214,147

Statements of profit or loss and other comprehensive income

In millions of Naira	Notes	Group				Bank			
		3 Months 30-Sep-21	9 Months 30-Sep-21	9 Months 30-Sep-20	12 Months 31-Dec-20	3 Months 30-Sep-21	9 Months 30-Sep-21	9 Months 30-Sep-20	12 Months 31-Dec-20
Profit attributable to:									
Equity holders of the parent		54,437	160,463	159,150	230,374	46,736	154,156	136,206	197,852
Non-controlling interests		38	131	165	191	-	-	-	-
Total comprehensive income attributable to:									
Equity holders of the parent		52,985	163,673	180,186	263,277	46,788	154,610	147,260	214,147
Non-controlling interests		28	134	179	220	-	-	-	-
Earnings per share attributable to equity holders of parent									
Basic and diluted (Naira)	21	1.73	5.11	5.07	7.34	1.49	4.91	4.34	6.30

Statements of financial position as at September 30, 2021


In millions of Naira	Note(s)	Group			Bank		
		30-Sep-21	30-Sep-20	31-Dec-20	30-Sep-21	30-Sep-20	31-Dec-20
Assets							
Cash and balances with central banks	22	1,581,848	1,799,136	1,591,768	1,481,151	1,720,196	1,503,245
Treasury bills	23	1,788,167	1,058,712	1,577,875	1,565,182	888,729	1,393,421
Asset pledged as collateral	24	361,066	261,585	298,530	322,846	261,585	298,530
Due from other banks	25	576,721	810,700	810,494	390,221	613,559	532,377
Derivative assets	26	54,677	56,676	44,496	52,669	56,676	41,729
Loans and advances	27	3,020,414	2,710,967	2,779,027	2,803,653	2,599,195	2,639,797
Investment securities	28	962,066	909,918	996,916	324,147	309,430	333,126
Investments in subsidiaries	29	-	-	-	34,625	34,625	34,625
Deferred tax assets	31	4,847	11,948	5,786	4,124	11,444	4,733
Other assets	32	192,757	152,042	169,967	182,309	143,664	159,625
Property and equipment	33	197,596	186,680	190,170	175,232	166,010	169,080
Intangible assets	34	11,428	14,901	16,243	10,063	13,399	14,699
Total assets		8,751,587	7,973,265	8,481,272	7,346,222	6,818,512	7,124,987
Liabilities							
Customers' deposits	35	6,040,887	5,224,564	5,339,911	4,906,172	4,381,248	4,298,258
Derivative liabilities	30	14,754	19,496	11,076	13,450	19,496	11,076
Current income tax	20	18,064	15,965	11,690	15,736	13,398	9,117
Deferred tax liabilities	31	-	1	-	-	-	-
Other liabilities	36	491,847	687,503	703,292	429,887	566,825	599,464
On-lending facilities	37	385,590	386,394	384,573	385,590	386,394	384,573
Borrowings	38	568,005	562,675	870,080	584,348	570,480	874,090
Debt securities issued	39	45,386	42,326	43,177	45,386	42,326	43,177
Total liabilities		7,564,533	6,938,924	7,363,799	6,380,569	5,980,167	6,219,755

Statement of Financial Position as at September 30, 2021

In millions of Naira	Note(s)	Group			Bank		
		30-Sep-21	30-Sep-20	31-Dec-20	30-Sep-21	30-Sep-20	31-Dec-20
Capital and reserves							
Share capital	40	15,698	15,698	15,698	15,698	15,698	15,698
Share premium	41	255,047	255,047	255,047	255,047	255,047	255,047
Retained earnings		558,041	459,318	521,293	419,136	329,893	382,292
Other reserves		357,160	303,345	324,461	275,772	237,707	252,195
Attributable to equity holder of the parent		1,185,946	1,033,408	1,116,499	965,653	838,345	905,232
Non-controlling interests		1,108	933	974	-	-	-
Total shareholders' equity		1,187,054	1,034,341	1,117,473	965,653	838,345	905,232
Total liabilities and equity		8,751,587	7,973,265	8,481,272	7,346,222	6,818,512	7,124,987

The unaudited financial statements were approved by the Board of Directors for issue on 29 October, 2021 and signed on its behalf by:

Jim Ovia, CON (Chairman)
FRC/2013/CIBN/00000002406



Ebenezer Onyeagwu (Group Managing Director and Chief Executive)
FRC/2013/ICAN/00000003788



Mukhtar Adam, PhD (Chief Financial Officer)
FRC/2013/MULTI/00000003196



The accompanying notes are an integral part of these financial statements.

Statements of cash flows

In millions of Naira	Note(s)	Group			Bank		
		30-Sep-21	30-Sep-20	31-Dec-20	30-Sep-21	30-Sep-20	31-Dec-20
Cash flows from operating activities							
Profit after tax for the period		160,594	159,315	230,565	154,156	136,206	197,852
Adjustments for non-cash items:							
Impairment							
Impairment loss on loan and advances	15	21,987	20,862	37,439	19,794	18,898	35,495
Treasury bills, Investment securities, Assets pledged and due from Banks impairment loss/(reversal)	15	1,431	1,493	1,392	1,431	1,493	1,079
Off balance sheet Impairment loss/(reversal)	15	881	1,539	(706)	881	1,539	(706)
On other assets Impairment loss/(reversal)	15	4,499	1,214	1,409	4,499	1,214	1,369
Unrealised fair value changes in trading bond, bills and derivatives	17	(57,657)	(31,832)	(83,476)	(56,425)	(31,832)	(81,630)
Depreciation of property and equipment	33	18,893	18,733	25,125	17,305	16,744	22,686
Amortisation of intangible assets	34	2,753	2,375	3,537	2,266	2,102	2,776
Dividend income	19	(2,395)	(3,600)	(1,707)	(18,827)	(3,600)	(5,307)
Foreign exchange revaluation (gain)/ loss		(15,422)	(2,197)	(43,441)	(14,490)	(5,824)	(39,668)
Interest income	13	(308,844)	(318,820)	(420,813)	(244,544)	(257,768)	(342,492)
Interest expense	14	74,098	93,641	121,131	56,008	77,968	102,111
Prepaid expenses		-	40,206	-	-	36,592	-
Profit on sale of property and equipment	18	(77)	(307)	(347)	(72)	(304)	(348)
Profit on sale of investment		-	(901)	(901)	-	(901)	(901)
Write off Investments	20	2,454	-	-	2,454	-	-
Tax expense		19,216	17,968	25,296	9,329	9,725	12,155
Changes in operating assets and liabilities:							
Net (increase) in loans and advances		(207,782)	(376,374)	(385,651)	(128,058)	(329,911)	(352,819)
Net (increase) in other assets		(25,093)	(116,329)	(88,605)	(24,987)	(110,555)	(90,079)
Net decrease in treasury bills with maturity greater than 3 months		(186,931)	42,010	(164,637)	(333,796)	45,804	(149,109)
Net decrease in treasury bills (FVTPL) including bills pledged		(115,164)	60,896	81,210	(114,803)	58,117	79,661
Net (increase) in investment securities including bonds pledged		52,368	(238,008)	(244,193)	27,602	(43,277)	(51,521)
Net increase in restricted balances (cash reserves)		(6,585)	(804,589)	(650,472)	14,305	(804,589)	(609,669)
Net (increase) in due from banks with maturity greater than three months		35,686	(25,405)	67,918	59,964	(27,066)	66,725
Net increase in customer deposits		740,718	958,705	960,138	636,878	892,402	761,784
Net increase in other liabilities		(251,918)	509,338	337,972	(209,332)	368,375	212,884
Net (increase)/decrease in derivatives		9,044	-	75,193	5,749	-	77,960
		(33,246)	9,933	(116,624)	(132,713)	51,552	(149,712)
Interest received		318,863	286,808	340,642	254,563	225,756	303,244
Interest paid		(80,264)	(92,301)	(101,461)	(65,203)	(76,684)	(84,934)
Tax paid	20	(11,903)	(11,304)	(16,746)	(2,100)	(2,678)	(2,678)
Net cash flows(used in)/generated from operating activities		193,450	193,136	105,811	54,547	197,946	65,920

Statement of Cash Flows

In millions of Naira	Group			Bank			
	30-Sep-21	30-Sep-20	31-Dec-20	30-Sep-21	30-Sep-20	31-Dec-20	
Cash flows from investing activities							
Purchase of property and equipment	33	(24,826)	(20,321)	(27,194)	(22,681)	(18,311)	(24,923)
Proceeds from sale of property and equipment		335	1,650	1,113	368	1,533	593
Purchase of intangible assets	34	(304)	(610)	(2,473)	(84)	(357)	(2,366)
Purchase of equity securities		-	901	901	-	901	901
Dividend received		2,395	3,600	1,707	18,827	3,600	5,307
Net cash from investing activities		(22,400)	(14,780)	(25,946)	(3,570)	(12,634)	(20,488)
Cash flows from financing activities							
Net inflow from on-lending facilities		1,002	(6,225)	(7,495)	1,002	(6,225)	(7,495)
Net movement in borrowings		(339,442)	32,966	518,994	(318,862)	31,546	514,991
Dividends paid		(94,226)	(87,910)	(87,910)	(94,189)	(87,910)	(87,910)
Lease liability principal payment		(1,935)	(1,000)	(742)	(907)	(442)	(684)
Net cash from financing activities		(434,601)	(62,169)	422,847	(412,956)	(63,031)	418,902
Increase in cash and cash equivalent		(263,551)	116,187	502,712	(361,979)	122,281	464,334
Cash at the beginning of the year		1,208,520	670,715	670,715	882,683	388,853	388,853
Effect of exchange rate movement on cash balances		28,894	1,252	35,093	28,696	939	29,496
Cash and cash equivalent at the end of the year	45	973,863	788,154	1,208,520	549,400	512,073	882,683

Statements of changes in equity

	Attributable to equity holders of the Bank								Total	Non-controlling interest	Total equity
	Share capital	Share premium	Foreign currency translation reserve	Revaluation reserve	Statutory reserve	SMIEIS reserve	Credit risk reserve	Retained earnings			
In millions of Naira											
Group											
Balance at 1 January, 2021	15,698	255,047	45,058	42,101	231,307	3,729	2,266	521,293	1,116,499	974	1,117,473
Profit for the period	-	-	-	-	-	-	-	160,463	160,463	131	160,594
Foreign currency translation differences	-	-	3,844	-	-	-	-	-	3,844	3	3,847
Fair value movements on equity instruments	-	-	-	454	-	-	-	-	454	-	454
Fair value movements on debt securities	-	-	-	(1,088)	-	-	-	-	(1,088)	-	(1,088)
Total comprehensive income for the period	-	-	3,844	(634)	-	-	-	160,463	163,673	134	163,807
Transfer between reserves	-	-	-	-	28,969	-	520	(29,489)	-	-	-
Dividends	-	-	-	-	-	-	-	(94,226)	(94,226)	-	(94,226)
Balance at September 30, 2021	15,698	255,047	48,902	41,467	260,276	3,729	2,786	558,041	1,185,946	1,108	1,187,054
Balance at 1 January, 2020	15,698	255,047	30,076	24,180	197,395	3,729	2,059	412,948	941,132	754	941,886
Profit for the period	-	-	-	-	-	-	-	159,150	159,150	165	159,315
Foreign currency translation differences	-	-	8,941	-	-	-	-	-	8,941	14	8,955
Fair value movements on equity securities	-	-	-	11,054	-	-	-	-	11,054	-	11,054
Fair value movements on debt instruments	-	-	-	1,041	-	-	-	-	1,041	-	1,041
Total comprehensive income for the period	-	-	8,941	12,095	-	-	-	159,150	180,186	179	180,365
Transfer between reserves	-	-	-	-	24,666	-	204	(24,870)	-	-	-
Dividends	-	-	-	-	-	-	-	(87,910)	(87,910)	-	(87,910)
Balance at 30 September, 2020	15,698	255,047	39,017	36,275	222,061	3,729	2,263	459,318	1,033,408	933	1,034,341

Consolidated and separate statements of changes in equity

In millions of Naira	Share capital	Share premium	Revaluation reserve	Statutory reserve	SMIEIS reserve	Credit risk reserve	Retained earnings	Total equity
Bank								
Balance at 1 January, 2021	15,698	255,047	40,023	208,443	3,729	-	382,292	905,232
Profit for the period	-	-	-	-	-	-	154,156	154,156
Fair value movement on equity instruments	-	-	454	-	-	-	-	454
Total comprehensive income for the period	-	-	454	-	-	-	154,156	154,610
Transfer between reserves	-	-	-	23,123	-	-	(23,123)	-
Dividends	-	-	-	-	-	-	(94,189)	(94,189)
Balance at September 30, 2021	15,698	255,047	40,477	231,566	3,729	-	419,136	965,653
Balance as at 1 January, 2020	15,698	255,047	23,728	178,765	3,729	-	302,028	778,995
Profit for the period	-	-	-	-	-	-	136,206	136,206
Fair value movement on equity instruments	-	-	11,054	-	-	-	-	11,054
Total comprehensive income for the period	-	-	11,054	-	-	-	136,206	147,260
Transfer between reserves	-	-	-	20,431	-	-	(20,431)	-
Dividends	-	-	-	-	-	-	(87,910)	(87,910)
Balance at 30 June, 2020	15,698	255,047	34,782	199,196	3,729	-	329,893	838,345

Notes to the consolidated and separate interim financial statements

1. The Bank

Zenith Bank Plc (the "Bank") was incorporated in Nigeria under the Companies and Allied Matters Act as a private limited liability company on May 30, 1990. It was granted a banking licence in June 1990, to carry on the business of commercial banking and commenced business on June 16, 1990. The Bank was converted into a Public Limited Liability Company on May 20, 2004. The Bank's shares were listed on October 21, 2004 on the Nigerian Stock Exchange, and in August 2015, the Bank was admitted into the Premium Board of the Nigerian Stock Exchange.

The principal activity of the Bank is the provision of banking and other financial services to corporate and individual customers. Such services include granting of loans and advances, corporate finance and money market activities.

The Bank has six subsidiary companies namely, Zenith Bank (Ghana) Limited, Zenith Pensions Custodian Limited, Zenith Bank (UK) Limited, Zenith Bank (Sierra Leone) Limited, Zenith Bank (Gambia) Limited and Zenith Nominees Limited. The results of the bank's subsidiaries have been consolidated in these 9 months period financial statements.

2. Condensed statement of accounting policies

Interim Financial Statements

The Condensed Financial Statements of Zenith Bank Plc and its subsidiaries (together "The Group") for the period ended September 30, 2021 are presented and have been prepared based on the provisions of IAS 34 Interim Financial Reporting as issued by the International Accounting Standards Board.

As a result, the Group applied the same accounting methods used for the Consolidated Financial Statements for the year ended 31 December 2020, prepared in accordance with the International Financial Reporting Standards (refer to Note "Basis of preparation" presented in the Statement of Accounting Policies (Notes 1 and 2 of December 31, 2020 Financial Statements)).

There were no changes to the accounting policies adopted by the group during the period in the preparation of its quarterly report.

3. Seasonality of operations

The impact of seasonality or cyclicity on operations is not regarded as significant to the condensed interim consolidated financial statements. The operations of the Bank and its subsidiaries are expected to be even within the period. However, global and national events and occurrences may affect the Group's operations depending on the extent of relationship these events and occurrences have with the operations.

4. Unusual items

There were no unusual transactions or occurrences within the period.

5. Changes in estimates

Critical accounting estimates and judgements

The Group makes estimates and assumptions that affect the reported amounts of assets and liabilities within the next financial year. Estimates and judgements are continually evaluated and are based on historical experience and other factors, including expectations of future events that are believed to be reasonable under the circumstances

6. Business combinations

There was no business combination during the period.

7. Restructuring and reversals of restructuring provisions

Cummulative loans and advances to customers of N672 billion which are neither past due nor impaired have been renegotiated.

Notes to the Consolidated And Separate Interim Financial Statements

8. Correction of prior period errors

No error has been noted in relation to the prior period results.

9. Impairment loss of property, equipment, intangible or other assets, and reversal of such impairment loss

Within the period under review, none of the group's property, plant and equipment was impaired and there were no reversals of previous impairment charges in the current period.

10. Litigation settlements

There was litigation settlement in the period September 30, 2021 amounting to N11.5million (September 30, 2020: N33.31million).

11. Securities Trading Policy

In compliance with Rule 17.15 Disclosure of Dealings in Issuers' Shares, Rulebook of the Exchange 2015 (Issuers Rule) Zenith Bank Plc maintains a Security Trading Policy which guides Directors, Audit Committee members, employees and all individuals categorized as insiders as to their dealing in the Bank's securities. The Policy is periodically reviewed by the Board and updated. The Bank has made specific inquiries of all its directors and other insiders and is not aware of any infringement of the policy during the period under review.

12. Segment

The group's operations are primarily organised on the basis of its geographic coverage which are: Nigeria, Rest of Africa and Europe.

	Nigeria	Outside Nigeria Banking		Total	Eliminations	Consolidated
		Africa	Europe	reportable		segments
In millions of Naira						
September 30, 2021						
Revenue:						
Derived from external customers	446,321	57,919	14,433	518,673	-	518,673
Derived from other business segments	16,521	-	-	16,521	(16,521)	-
Total revenue*	462,842	57,919	14,433	535,194	(16,521)	518,673
Interest expense	(56,010)	(16,553)	(1,624)	(74,187)	89	(74,098)
Impairment charge for credit losses	(26,605)	(811)	(1,382)	(28,798)	-	(28,798)
Operating expenses	(210,083)	(16,868)	(7,751)	(234,702)	(1,265)	(235,967)
Profit before tax	170,144	23,687	3,676	197,507	17,697	179,810
Tax expense	(11,089)	(7,518)	(609)	(19,216)	-	(19,216)
Profit after tax	159,055	16,169	3,067	178,291	17,697	160,594
In millions of Naira						
September 30, 2021						
Capital expenditure**	24,081	2,243	82	26,406	-	26,406
Identifiable assets	7,373,332	651,967	979,805	9,005,104	(253,517)	8,751,587
Identifiable liabilities	6,383,135	532,555	867,734	7,783,424	(218,891)	7,564,533

* Revenues are allocated based on the location of the operations.

** Capital expenditure consists of expenditure on intangible assets and property and equipment during the year.

Notes to the Consolidated And Separate Interim Financial Statements

	Nigeria	Outside Nigeria Banking		Total reportable segments	Eliminations	Consolidated
		Africa	Europe			
In millions of Naira						
30 September, 2020						
Revenue:						
Derived from external customers	437,266	53,893	17,816	508,975	-	508,975
Derived from other business segments	4,327	48	-	4,375	(4,375)	-
Total revenue*	441,593	53,941	17,816	513,350	(4,375)	508,975
Interest expense	(77,968)	(13,436)	(3,012)	(94,416)	775	(93,641)
Impairment charge for credit losses	(23,144)	(365)	(1,599)	(25,108)	-	(25,108)
Operating expenses	(188,154)	(16,780)	(7,609)	(212,543)	(400)	(212,943)
Profit before tax	152,327	23,360	5,596	181,283	4,000	177,283
Tax expense	(11,408)	(5,429)	(1,131)	(17,968)	-	(17,968)
Profit after tax	140,919	17,931	4,465	163,315	4,000	159,315
In millions of Naira						
December 31, 2020						
Capital expenditure**	29,467	2,381	401	32,249	-	32,249
Identifiable assets	7,153,478	605,879	920,522	8,679,879	(198,607)	8,481,272
Identifiable liabilities	6,222,600	494,943	810,233	7,527,776	(163,977)	7,363,799

* Revenues are allocated based on the location of the operations.

** Capital expenditure consists of expenditure on intangible assets and property and equipment during the year.

Notes to the Consolidated and separate Interim financial statements

In millions of Naira	Group				Bank			
	3 Months 30-Sep-21	9 Months 30-Sep-21	9 Months 30-Sep-20	12 Months 31-Dec-20	3 Months 30-Sep-21	9 Months 30-Sep-21	9 Months 30-Sep-20	12 Months 31-Dec-20
13. Interest and similar income								
Loans and advances to customers	71,435	206,861	189,386	250,812	68,268	194,145	178,881	236,064
Treasury bills	11,300	31,587	40,392	53,797	4,746	14,153	22,690	31,147
Government and other bonds	20,279	61,861	60,643	81,511	9,858	30,427	31,218	41,781
Commercial Papers	-	85	365	553	-	85	365	553
Placement with banks and discount houses	1,728	7,392	22,274	26,398	168	4,678	18,854	25,205
Income on promissory notes	168	1,058	5,760	7,742	167	1,056	5,760	7,742
	104,910	308,844	318,820	420,813	83,207	244,544	257,768	342,492
14. Interest and similar expense								
Current accounts	3,004	6,744	8,600	29,657	2,357	4,703	6,663	26,997
Savings accounts	4,620	11,884	18,741	22,130	4,543	11,660	18,564	21,888
Time deposits	10,021	24,260	32,986	29,274	4,593	8,831	24,128	10,806
Borrowed funds	12,459	31,210	33,314	40,070	12,193	30,814	28,613	42,420
	30,104	74,098	93,641	121,131	23,686	56,008	77,968	102,111
15. Impairment charge								
Other non-financial assets	43	131	45	43	43	131	45	43
Loans and advances (See note 27)	6,755	21,987	20,862	37,439	6,519	19,794	18,898	35,495
Impairment Charge on Investments securities	98	297	693	217	98	297	693	217
Off balance sheet	290	881	1,539	(706)	290	881	1,539	(706)
Impairment on placement	26	78	201	(83)	26	78	201	(83)
Treasury bills	236	716	143	972	236	716	143	659
Other financial assets	1,439	4,368	1,169	1,366	1,439	4,368	1,169	1,326
Asset Pledged as Collateral	112	340	456	286	112	340	456	286
	8,999	28,798	25,108	39,534	8,763	26,605	23,144	37,237

Notes to the Consolidated and separate Interim financial statements

In millions of Naira	Group				Bank			
	3 Months 30-Sep-21	9 Months 30-Sep-21	9 Months 30-Sep-20	12 Months 31-Dec-20	3 Months 30-Sep-21	9 Months 30-Sep-21	9 Months 30-Sep-20	12 Months 31-Dec-20
16. Net income on Fee and commission								
Credit related fees	6,400	15,439	13,106	13,913	5,378	12,359	9,610	9,110
Current account maintenance	8,284	24,189	17,045	24,479	7,572	22,048	15,276	21,988
Income from financial guarantee contracts issued	1,819	5,259	5,121	6,802	1,790	5,070	4,751	6,300
Fees on electronic products	6,945	23,993	18,464	27,078	7,519	23,652	17,420	25,559
Foreign currency transaction fees and commission	754	1,832	1,510	2,135	586	1,753	869	1,685
Asset based fees	2,225	6,734	7,031	7,612	-	-	-	-
Auction fees income	177	463	322	524	177	463	322	524
Corporate finance fees	78	164	340	148	59	102	75	92
Foreign withdrawal charges	1,949	6,388	5,834	8,061	1,949	6,388	5,834	8,061
Commission on agency and collection services	4,204	10,895	7,017	12,472	3,735	9,579	6,008	11,059
	32,835	95,356	75,790	103,224	28,765	81,414	60,165	84,378
Fees and commission expense	(2,203)	(17,060)	(16,667)	(23,892)	(1,942)	(16,321)	(15,994)	(22,961)
	30,632	78,296	59,123	79,332	26,823	65,093	44,171	61,417

Notes to the Consolidated and separate Interim financial statements

In millions of Naira	Group				Bank			
	3 Months 30-Sep-21	9 Months 30-Sep-21	9 Months 30-Sep-20	12 Months 31-Dec-20	3 Months 30-Sep-21	9 Months 30-Sep-21	9 Months 30-Sep-20	12 Months 31-Dec-20
17. Trading income								
Derivatives (loss)/income	431	11,579	(13,106)	(15,867)	522	11,104	(13,106)	(15,867)
Treasury bill trading income	30,836	78,533	91,516	123,097	31,203	78,306	95,462	123,029
Bond trading income	120	550	11,407	14,448	120	550	11,407	11,439
	31,387	90,662	89,817	121,678	31,845	89,960	93,763	118,601
18. Other operating income								
Recoveries	715	5,514	2,568	4,043	369	5,155	2,568	4,043
Income on cash handling	156	403	209	306	101	261	124	193
Gain on disposal of equity investment	-	-	891	891	-	-	891	891
Dividend Income from equity instruments	166	2,395	-	1,707	166	18,827	3,600	5,307
Gain on disposal of property and equipment	12	77	307	347	3	72	304	348
Foreign currency revaluation gain	2,933	15,422	20,573	43,441	2,067	14,490	14,926	39,668
	3,982	23,811	24,548	50,735	2,706	38,805	22,413	50,450

Dividend income from equity investments represents dividends received on equity instruments held for strategic purposes and for which the Group has elected to present fair value gains and losses in other comprehensive income.

Notes to the Consolidated and separate Interim financial statements

In millions of Naira	Group				Bank			
	3 Months 30-Sep-21	9 Months 30-Sep-21	9 Months 30-Sep-20	12 Months 31-Dec-20	3 Months 30-Sep-21	9 Months 30-Sep-21	9 Months 30-Sep-20	12 Months 31-Dec-20
19. Operating expenses								
Directors' emolument	247	967	871	1,674	74	418	574	1,213
Auditors' remuneration	286	742	573	786	125	375	285	380
Deposit insurance premium	4,036	12,109	10,365	14,405	4,036	12,109	10,365	14,405
Professional fees	1,105	3,652	3,178	4,338	861	2,979	2,736	3,747
Training and development	289	1,369	1,048	1,191	228	1,224	904	1,057
Information technology	6,575	16,970	14,881	20,440	6,340	16,184	13,210	19,572
Operating lease	716	1,186	584	664	500	528	182	13
Advertisement	2,340	5,089	6,013	7,656	2,299	4,950	5,822	7,411
Outsourcing services	3,894	9,773	8,676	11,500	3,894	9,773	8,676	11,500
Bank charges	1,726	5,248	4,543	6,635	1,458	4,507	4,030	6,259
Fuel and maintenance	5,110	13,568	12,029	17,778	4,127	10,730	9,743	14,555
Insurances	616	1,773	1,360	1,865	501	1,497	1,242	1,702
Licenses, registrations and subscriptions	803	3,017	3,850	6,496	614	2,460	3,314	5,815
Travel and hotel expenses	826	1,915	1,493	1,883	527	1,009	905	1,102
Printing and stationery	722	1,976	1,688	2,580	547	1,433	1,193	1,872
Security and cash handling	1,136	3,531	2,750	3,980	1,015	3,161	2,421	3,545
Fraud and forgery	-	-	-	360	-	-	-	360
Fines and penalties	-	-	-	11	-	-	-	11
Donations	2,741	3,256	3,009	3,414	2,691	3,191	2,893	3,285
AMCON	-	37,920	30,948	30,948	-	37,920	30,948	30,948
Telephone and postages	2,499	5,416	2,295	3,866	2,347	4,990	1,983	3,435
Corporate promotions	1,355	2,968	2,376	4,179	1,307	2,869	2,317	4,077
Other expenses	2,354	4,509	2,713	1,463	2,086	3,713	2,057	364
	39,376	136,954	115,243	148,112	35,577	126,020	105,800	136,628

Notes to the Consolidated and separate Interim financial statements

In millions of Naira	Group				Bank			
	3 Months 30-Sep-21	9 Months 30-Sep-21	9 Months 30-Sep-20	12 Months 31-Dec-20	3 Months 30-Sep-21	9 Months 30-Sep-21	9 Months 30-Sep-20	12 Months 31-Dec-20
20. Taxation								
Major components of the tax expense								
Minimum tax	(1,448)	-	2,171	1,479	(1,448)	-	2,171	1,479
Current								
Corporate tax	7,917	14,537	8,061	13,557	4,980	4,980	-	-
Prior period under provision	-	-	5,000	-	-	-	5,000	-
Information technology tax	519	1,635	1,483	2,103	519	1,635	1,483	2,103
Education tax	1,009	2,097	1,285	2,072	1,009	2,097	1,285	2,072
Effect of tax rates in foreign jurisdictions	-	-	-	-	-	-	-	-
Police trust fund levy	2	8	7	11	2	8	7	11
Total income tax expense	7,999	18,277	18,007	19,222	5,062	8,720	9,946	5,665
Deferred tax expense	277	939	(39)	6,074	105	609	(221)	6,490
Total tax expense	8,276	19,216	17,968	25,296	5,167	9,329	9,725	12,155

b The movement in the current income tax payable balance is as follows:

At start of the period		11,690	9,711	9,711		9,117	6,627	6,627
Tax paid		(11,903)	(11,753)	(17,243)		(2,100)	(3,175)	(3,175)
Minimum tax charge		-	2,171	-		-	2,171	-
Income tax charge		18,277	15,836	19,222		8,720	7,775	5,665
At the end of the period		18,064	15,965	11,690		15,737	13,398	9,117

Notes to the Consolidated and separate Interim financial statements

In millions of Naira	Group				Bank			
	3 Months 30-Sep-21	9 Months 30-Sep-21	9 Months 30-Sep-20	12 Months 31-Dec-20	3 Months 30-Sep-21	9 Months 30-Sep-21	9 Months 30-Sep-20	12 Months 31-Dec-20
21. Earnings per share								
Profit attributable to shareholders of the Bank (N'million)	54,437	160,463	159,150	230,374	46,736	154,156	136,206	197,852
Number of shares in issue at end of the year (millions)	31,396	31,396	31,396	31,396	31,396	31,396	31,396	31,396
Weighted average number of ordinary shares in issue (millions)	31,396	31,396	31,396	31,396	31,396	31,396	31,396	31,396
Basic earnings per share (Naira)	1.73	5.11	5.07	7.34	1.49	4.91	4.34	6.30

Notes to the consolidated and separate interim financial statements

In millions of Naira	Group			Bank		
	30-Sep-21	30-Sep-20	31-Dec-20	30-Sep-21	30-Sep-20	31-Dec-20
22. Cash and balances with central banks						
Cash	105,151	137,423	104,544	86,059	116,967	66,834
Operating accounts with central banks	58,690	96,174	75,802	38,778	37,690	65,792
Mandatory reserve deposits with central bank	1,337,318	1,484,850	1,330,733	1,275,625	1,484,850	1,289,930
Cash requirement special intervention reserve	80,689	80,689	80,689	80,689	80,689	80,689
	1,581,848	1,799,136	1,591,768	1,481,151	1,720,196	1,503,245

Mandatory reserve deposits with central banks represents a percentage of customers' deposits (prescribed from time to time by the central bank) which are not available for daily use. For the purposes of the Statement of cashflow, this balance is excluded from cash and cash equivalents.

23. Treasury bills

Treasury bills (FVTPL)	786,492	783,822	698,493	785,837	786,604	698,199
Treasury bills (Amortized cost)	1,003,973	275,596	880,957	780,736	102,285	695,898
Treasury bill (Amortized cost) impairment allowance	(2,298)	(706)	(1,575)	(1,391)	(160)	(676)
	1,788,167	1,058,712	1,577,875	1,565,182	888,729	1,393,421
Treasury bills less than 3 months maturity	359,018	-	396,924	135,781	-	396,924

24. Assets pledged as collateral

Treasury bills pledged as collateral	-	1,826	1,962	-	1,886	1,962
Bonds pledged as collateral	173,261	76,609	117,290	135,041	76,609	117,290
Treasury bills under repurchase agreement	188,500	59,230	122,870	188,500	59,230	122,870
Bonds under repurchase agreement	-	124,385	56,763	-	124,385	56,763
Assets pledged impairment allowance	(695)	(525)	(355)	(695)	(525)	(355)
	361,066	261,525	298,530	322,846	261,585	298,530

The total financial assets recognised in the statement of financial position that has been pledged as collateral for liabilities as at September 30, 2021 and 31 December, 2020 as shown above. Financial assets are pledged as collateral as part of sales and repurchases, borrowing transaction and collection agency transactions under terms that are usual for such activities.

Notes to the consolidated and separate interim financial statements

In millions of Naira	Group			Bank		
	30-Sep-21	30-Sep-20	31-Dec-20	30-Sep-21	30-Sep-20	31-Dec-20
25. Due from other banks						
Current balances with banks within Nigeria	-	106	-	-	-	-
Current balances with banks outside Nigeria	271,908	233,568	333,466	315,149	163,249	305,872
Placements with banks and discount houses	304,949	577,368	477,086	75,208	450,652	226,563
Placement Impairment allowance	(136)	(342)	(58)	(136)	(342)	(58)
	576,721	810,700	810,494	390,221	613,559	532,377
26. Derivative assets						
Forward contracts (fair value)	48,350	38,079	34,634	46,978	38,079	31,867
Futures contracts (fair value)	6,327	18,597	9,862	5,691	18,597	9,862
	54,677	56,676	44,496	52,669	56,676	41,729

Non-hedging derivative assets and liabilities

The Group enters into currency forward contracts with counterparties. On initial recognition, the Group estimates the fair value of derivatives transacted with the counterparties using valuation techniques. In many cases, all significant inputs into the valuation techniques are wholly observable e.g with reference to similar transactions in the wholesale dealer market.

Notes to the Consolidated And Separate Interim Financial Statements

In Millions of Naira	Group			Bank		
	30-Sep-21	30-Sep-20	31-Dec-20	30-Sep-21	30-Sep-20	31-Dec-20
27. Loans and advances to customers						
Overdrafts	375,852	306,502	248,003	362,326	289,998	230,288
Term loans	2,197,821	2,016,823	2,142,727	1,985,642	1,914,590	2,013,763
On-lending facilities	607,583	563,283	528,612	607,583	563,283	528,612
Gross loans and advances to customers	3,181,256	2,886,608	2,919,342	2,955,551	2,767,871	2,772,663
Less: Allowances for impairment	(160,842)	(175,641)	(140,315)	(151,898)	(168,676)	(132,866)
Net loans and advances to customers	3,020,414	2,710,967	2,779,027	2,803,653	2,599,195	2,639,797

Notes to the Consolidated And Separate Interim Financial Statements

27. Loans and advances to customers (continued)

GROUP

In Millions of Naira	12 Month ECL	Lifetime ECL Not Credit- impaired	Lifetime ECL Credit-Impaired	September 30, 2021 Total	12 Month ECL	Lifetime ECL Not Credit- impaired	Lifetime ECL Credit- Impaired	31 December 2020 Total
Loans and advances to customer's at amortised cost								
Balance at 1 January	23,400	8,704	108,211	140,315	29,621	16,084	111,089	156,794
Transfer to 12-month ECL	553	(511)	(42)	-	1,091	(250)	(841)	-
Transfer to lifetime ECL not credit-impaired	(653)	653	-	-	(8,503)	8,949	(446)	-
Transfer to lifetime ECL credit-impaired	(359)	(2,182)	2,541	-	152	3,847	(3,999)	-
Net remeasurement of loss allowance	3,667	1,364	16,956	21,987	1,039	(19,926)	56,326	37,439
Foreign exchange and other movements	(503)	(139)	(56)	(698)	-	-	(110)	(110)
Write-offs			(762)	(762)	-	-	(53,808)	(53,808)
Closing balance	26,105	7,889	126,848	160,842	23,400	8,704	108,211	140,315
Gross amount	2,296,347	635,028	249,881	3,181,256	2,153,579	578,537	187,226	2,919,342

Notes to the Consolidated And Separate Interim Financial Statements
27. Loans and advances to customers (continued)
BANK

In Millions of Naira	12 Month ECL	Lifetime ECL Not Credit- impaired	Lifetime ECL Credit-Impaired	September 30, 2021 Total	12 Month ECL	Lifetime ECL Not Credit- impaired	Lifetime ECL Credit- Impaired	31 December 2020 Total
Loans and Advances to Customer's at Amortised Cost								
Balance at 1 January	16,931	8,702	107,233	132,866	27,143	14,276	109,760	151,179
Transfer to 12-month ECL	503	(461)	(42)	-	1,091	(250)	(841)	-
Transfer to lifetime ECL not credit-impaired	(618)	618	-	-	(8,503)	8,949	(446)	-
Transfer to lifetime ECL credit-impaired	(247)	(2,112)	2,359	-	152	3,847	(3,999)	-
Net remeasurement of loss allowance	2,522	1,297	15,975	19,794	(2,952)	(18,120)	56,566	35,494
Write-offs			(762)	(762)	-	-	(53,807)	(53,807)
Closing Balance	19,091	8,044	124,763	151,898	16,931	8,702	107,233	132,866
Gross Amount	2,089,162	630,719	235,670	2,955,551	2,012,000	578,481	182,182	2,772,663

Notes to the consolidated and separate interim financial statements

In millions of Naira	Group			Bank		
	30-Sep-21	30-Sep-20	31-Dec-20	30-Sep-21	30-Sep-20	31-Dec-20
28. Investment securities						
(a) Analysis of investments						
Debt securities measured at amortised cost	864,302	766,027	476,287	232,227	165,526	208,973
Debt securities FVPL	18,405	55,090	49,277	12,544	55,090	44,933
Debt Securities FVOCI	-	-	392,150	-	-	-
Commercial papers measured at amortised cost	-	15,312	-	-	15,312	-
Equity securities	80,428	74,733	79,975	80,428	74,733	79,975
Impairment allowance (Debt securities measured at amortised cost only)	(1,069)	(1,244)	(773)	(1,052)	(1,231)	(755)
	962,066	909,918	996,916	324,147	309,430	333,126

29. Interests in subsidiaries including consolidated structured entities

The following table lists the entities which are controlled by the group, either directly or indirectly through subsidiaries.

Name of company	Effective holding		Nominal share capital held	
	30-Sep-21	31-Dec-20	30-Sep-21	31-Dec-20
Zenith Bank (Ghana) Limited	99.42 %	99.42 %	7,066	7,066
Zenith Bank (UK) Limited	100.00 %	100.00 %	21,482	21,482
Zenith Bank (Sierra Leone) Limited	99.99 %	99.99 %	2,059	2,059
Zenith Bank (Gambia) Limited	99.96 %	99.96 %	1,038	1,038
Zenith Pensions Custodian Limited	99.00 %	99.00 %	1,980	1,980
Zenith Nominees	99.00 %	99.00 %	1,000	1,000
			34,625	34,625

Notes to the consolidated and separate interim financial statements

In millions of Naira	Group			Bank		
	30-Sep-21	30-Sep-20	31-Dec-20	30-Sep-21	30-Sep-20	31-Dec-20
30. Derivative liabilities						
Forward Contract	8,582	1,361	1,562	8,019	1,361	1,562
Futures Contract	6,172	18,135	9,514	5,431	18,135	9,514
	14,754	19,496	11,076	13,450	19,496	11,076
31. Deferred tax						
Deferred income taxes are calculated on all temporary differences under the liability method using an effective tax rate of 30% (2020: 30%).						
Deferred tax assets						
Movement in deferred tax asset						
At the start of the year	5,786	11,885	11,860	4,733	11,223	11,223
Deferred tax asset	(939)	63	(6,074)	(609)	221	(6,490)
At the close of the period	4,847	11,948	5,786	4,124	11,444	4,733
Deferred tax liabilities						
At the start of the year	-	25	-	-	-	-
Charge for the year	-	(24)	-	-	-	-
At the close of the year	-	1	-	-	-	-

Notes to the consolidated and separate interim financial statements

In millions of Naira	Group			Bank		
	30-Sep-21	30-Sep-20	31-Dec-20	30-Sep-21	30-Sep-20	31-Dec-20
32. Other assets						
Prepayments and other non-financial asset	24,932	25,669	20,625	22,668	21,697	16,550
Deposits for shares	-	-	-	720	720	720
Electronic card related receivables	121,521	95,226	115,161	112,477	90,694	107,848
Intercompany receivables	-	-	-	469	331	329
AGSMEIS Receivables	40,888	30,996	30,996	40,888	30,996	30,996
Receivables	12,295	2,326	5,552	11,857	1,343	5,454
Less: allowance for impairment	(6,879)	(2,175)	(2,367)	(6,770)	(2,117)	(2,272)
	192,757	152,042	169,967	182,309	143,664	159,625

Notes to the Consolidated And Separate Interim Financial Statements

33. Property and equipment

Group

	Land	Buildings	Furniture and fixtures	Motor vehicles	Computer equipment	Aircraft	Leasehold improvements	Right of use leased asset	Work in progress	Total
Cost										
At start of the period	36,087	64,849	98,103	24,464	36,590	12,600	26,366	24,280	23,939	347,278
Additions	323	1,807	6,270	2,131	2,888	-	804	1,276	10,603	26,102
Disposals	-	(87)	(813)	(92)	(39)	-	(131)	-	-	(1,162)
Reclass from WIP	1	628	1,387	-	718	-	82	115	(2,931)	-
Foreign exchange movements	-	184	47	44	59	-	40	215	78	667
At the end of the period	36,411	67,381	104,994	26,547	40,216	12,600	27,161	25,886	31,689	372,885
Accumulated Depreciation										
At start of the period	-	9,014	69,928	18,962	31,195	3,990	20,563	3,456	-	157,108
Charge for the period	-	998	9,005	1,988	2,937	945	1,818	1,202	-	18,893
Disposals	-	(16)	(679)	(84)	(30)	-	(95)	-	-	(904)
Reclassification	-	139	45	-	(124)	-	(69)	9	-	-
Foreign exchange movements	-	15	36	23	47	-	47	24	-	192
At the end of the period	-	10,150	78,335	20,889	34,025	4,935	22,264	4,691	-	175,289
Net book amount at September 30, 2021	36,411	57,231	26,659	5,658	6,191	7,665	4,897	21,195	31,689	197,596
At 31 December, 2020	36,087	55,835	28,175	5,502	5,395	8,610	5,803	20,824	23,939	190,170

Notes to the Consolidated And Separate Interim Financial Statements

33. Property and equipment (continued)

35.(b) Property and equipment

Bank	Land	Buildings	Furniture and fixtures	Motor vehicles	Computer equipment	Aircraft	Leasehold improvements	Right of use leased asset	Work in progress	Total
Cost										
At start of the period	36,087	55,201	95,151	22,749	34,903	12,600	21,288	16,352	23,097	317,428
Additions	323	1,244	6,046	1,867	2,719	-	679	1,072	9,803	23,753
Disposals	-	(78)	(792)	(78)	(28)	-	(116)	-	-	(1,092)
Reclass from WIP	1	467	1,338	-	700	-	68	-	(2,574)	-
At the end of the period	36,411	56,834	101,743	24,538	38,294	12,600	21,919	17,424	30,326	340,089
Accumulated depreciation										
	Land	Buildings	Furniture and fixtures	Motor vehicles	Computer equipment	Aircraft	Leasehold improvements	Right of use leased asset	Work in progress	Total
At start of the period	-	8,333	67,911	17,949	29,975	3,990	17,593	2,597	-	148,348
Charge for the period	-	823	8,610	1,742	2,648	945	1,423	1,114	-	17,305
Disposals	-	(16)	(599)	(70)	(28)	-	(83)	-	-	(796)
Reclassification	-	135	45	-	(27)	-	(153)	-	-	-
At the end of the period	-	9,275	75,967	19,621	32,568	4,935	18,780	3,711	-	164,857
Net book amount at September 30, 2021	36,411	47,559	25,776	4,917	5,726	7,665	3,139	13,713	30,326	175,232
At 31 December, 2020	36,087	46,868	27,240	4,800	4,928	8,610	3,695	13,755	23,097	169,080

Notes to the Consolidated And Separate Interim Financial Statements

34. Intangible assets

Computer software

	Group 30-Sep-21	Group 30-Sep-20	Group 31-Dec-20	Bank 30-Sep-21	Bank 30-Sep-20	Bank 31-Dec-20
Cost						
At start of the period/year	35,609	32,472	32,472	29,747	27,381	27,381
Exchange difference	253	607	664	-	-	-
Additions	304	610	2,473	84	357	2,366
WIP (disposal)/addition	-	35	-	-	35	-
Write off	(2,454)	-	-	(2,454)	-	-
At end of the period/year	33,712	33,724	35,609	27,377	27,773	29,747
Accumulated amortization						
At start of the period/year	19,366	15,975	15,975	15,048	12,272	12,272
Exchange difference	165	473	(146)	-	-	-
Reclassification from PPE	-	-	-	-	-	-
Disposal	-	-	-	-	-	-
Charge for the period/year	2,753	2,375	3,537	2,266	2,102	2,776
At the end of the period/year	22,284	18,823	19,366	17,314	14,374	15,048
Carrying amount at end of the period/year	11,428	14,901	16,243	10,063	13,399	14,699

Notes to the consolidated and separate interim financial statements

In millions of Naira	Group			Bank		
	30-Sep-21	30-Sep-20	31-Dec-20	30-Sep-21	30-Sep-20	31-Dec-20
35. Deposits						
Demand	3,270,359	2,670,365	2,986,724	2,456,527	2,019,135	2,181,524
Savings	1,174,615	1,081,698	1,155,026	1,129,768	1,045,871	1,112,914
Term	461,807	442,162	323,149	313,788	326,385	188,480
Domiciliary	1,134,106	1,030,339	875,012	1,006,089	989,857	815,340
	6,040,887	5,224,564	5,339,911	4,906,172	4,381,248	4,298,258
36. Other liabilities						
Settlement payables	103,194	70,625	55,981	63,998	70,492	56,061
Electronic card related payables	80,461	4,867	16,015	78,860	4,628	15,789
AMCON payable	43,645	5,725	5,725	43,645	5,725	5,725
Managers' cheques	20,160	15,307	19,318	19,500	14,371	18,728
Customer's foreign transactions payables	19,394	67,669	67,284	19,394	8,840	12,014
Off balance sheet ECL allowance	5,713	7,077	4,832	5,713	7,077	4,832
Tax and other collection accounts	2,706	10,646	2,317	2,365	10,340	2,136
Sales and other collections	35,653	329,497	269,709	35,653	329,495	269,711
Deferred income on financial guarantee contracts	2,048	1,354	1,234	2,007	1,344	1,234
Unclaimed dividend	28,647	28,035	28,035	28,647	28,035	28,035
Lease liability	25,300	22,208	24,457	17,648	16,035	17,522
Customer deposits for letters of credit	90,421	29,776	50,276	90,421	64,358	86,266
Other payables	34,505	94,717	158,109	22,036	6,085	81,411
	491,847	687,503	703,292	429,887	566,825	599,464

Notes to the consolidated and separate interim financial statements

In millions of Naira	Group			Bank		
	30-Sep-21	30-Sep-20	31-Dec-20	30-Sep-21	30-Sep-20	31-Dec-20
37. On-lending facilities						
This comprises:						
Central Bank of Nigeria (CBN) Commercial Agriculture Credit Scheme Loan	54,801	43,269	49,469	54,801	43,269	49,469
Bank of Industry (BOI) Intervention Loan	33,342	36,469	35,171	33,342	36,469	35,171
Central Bank of Nigeria (CBN) / Bank of Industry(BOI) - Power & Aviation intervention Funds	4,925	7,006	7,070	4,925	7,006	7,070
CBN MSMEDF Deposit	1,087	1,133	965	1,087	1,133	965
FGN SSB Intervention Fund	134,350	135,051	134,115	134,350	135,051	134,115
Excess Crude Loan Facility Deposit	81,659	82,066	81,933	81,659	82,066	81,933
Non-Oil Export Stimulation Facility	22,769	23,597	23,325	22,769	23,597	23,325
Real Sector Support Facility	40,675	42,627	41,902	40,675	42,627	41,902
Paddy Aggregation Scheme (Phase 2) Fund	-	1,997	-	-	1,997	-
Creative Industry Financing Initiative	249	251	256	249	251	256
Maize Aggregation Scheme	-	4,024	-	-	4,024	-
Accelerated Agricultural Development Scheme	11,733	8,904	10,367	11,733	8,904	10,367
	385,590	386,394	384,573	385,590	386,394	384,573

Notes to the consolidated and separate interim financial statements

In millions of Naira	Group			Bank		
	30-Sep-21	30-Sep-20	31-Dec-20	30-Sep-21	30-Sep-20	31-Dec-20
38. Borrowings						
Long term borrowing comprise:						
Due to ADB	-	6,099	5,841	-	6,099	5,841
Due to KEXIM	4,193	3,462	670	4,193	3,462	670
Due to PROPARCO	-	3,603	1,830	-	3,603	1,830
Due to AFC	-	63,383	-	-	63,383	-
Due to banks for clean letters of credit	265,795	188,915	579,087	292,439	190,841	579,087
Due to ABSA bank	62,021	96,601	100,457	62,021	96,601	100,457
Due to J P Morgan Chase bank	-	23,353	-	-	23,353	-
Due to ICBC (Standard Bank London)	20,912	-	20,159	20,912	-	20,159
Due to AFREXIM	72,750	77,183	80,293	72,750	77,183	80,293
Due to IFC	49,131	51,539	53,630	47,761	51,539	53,630
Due to Standard Bank South Africa	-	29,103	-	-	29,103	-
Due to First Abu Dhabi Bank	41,338	-	-	41,338	-	-
Due to Mashreq	40,834	19,434	28,113	40,834	19,434	28,113
Due to Zenith Bank Ghana	-	-	-	2,100	5,879	4,010
Due to Standard Chartered Bank (Ghana)	4,127	-	-	-	-	-
Due to Citi Bank	6,904	-	-	-	-	-
	568,005	562,675	870,080	584,348	570,480	874,090
39. Debt securities issued						
Due to Euro bond holders	45,386	42,326	43,177	45,386	42,326	43,177
	45,386	42,326	43,177	45,386	42,326	43,177

Notes to the consolidated and separate interim financial statements

In millions of Naira	Group			Bank		
	30-Sep-21	30-Sep-20	31-Dec-20	30-Sep-21	30-Sep-20	31-Dec-20
40. Share capital						
Authorised						
40,000,000,000 Ordinary shares of 50k each (December 2020:40,000,000,000)	20,000	20,000	20,000	20,000	20,000	20,000
.						
Issued						
31,396,493,787 ordinary shares of 50k each (December 2020:31,396,493,787)	15,698	15,698	15,698	15,698	15,698	15,698
Issued						
Ordinary	15,698	15,698	15,698	15,698	15,698	15,698
Share premium	255,047	255,047	255,047	255,047	255,047	255,047
	270,745	270,745	270,745	270,745	270,745	270,745

Notes to the consolidated and separate interim financial statements

In millions of Naira	Group			Bank		
	30-Sep-21	30-Sep-20	31-Dec-20	30-Sep-21	30-Sep-20	31-Dec-20
41. Share premium						
Share premium	255,047	255,047	255,047	255,047	255,047	255,047

The nature and purpose of the reserves in equity are as follows:

Share premium: Premiums from the issue of shares are reported in share premium.

Retained earnings: Retained earnings comprise the undistributed profits which have not been reclassified to the other reserves noted below.

Statutory reserve: Nigerian banking regulations require the Bank to make an annual appropriation to a statutory reserve. As stipulated by section 16(1) of the Bank and Other Financial Institutions Act of 1991 (amended), an appropriation of 30% of profit after tax is made if the statutory reserve is less than the paid-up share capital, and 15% of profit after tax if the statutory reserve is greater than the paid-up share capital.

SMIEIS reserve: The SMIEIS reserve is maintained to comply with the Central Bank of Nigeria (CBN) requirement that all licensed banks set aside a portion of their profit after tax in a fund to be used to finance equity investments in qualifying small and medium scale enterprises. Under the terms of the guideline (amended by CBN letter dated 11 July 2006), the contributions will be 10% of profit after tax for the first 5 years and shall thereafter reduce to 5% of profit after tax. The small and medium scale industries equity investment scheme reserves are non-distributable.

Revaluation reserve: Comprises fair value movements on equity instruments which the Bank has elected to present through the Other Comprehensive Income.

Foreign currency translation reserve: Comprises exchange differences resulting from the translation to Naira of the results and financial position of entities within the group that have a functional currency other than Naira.

Statutory reserve for credit risk: the CBN requires the Bank to create a reserve for the difference between impairment charge determined in line with the principles of IFRS and provisions for loan losses determined in line with the prudential guidelines issued by the CBN, where the latter is greater. This reserve is not available for distribution to shareholders.

42. Pension contribution

In accordance with the provisions of the Pensions Reform Act 2014, the bank and its subsidiaries commenced a contributory pension scheme in January 2005. For entities operating in Nigeria, the contribution by employees and the employing entities are 8% and 10% respectively of the employees' basic salary, housing and transport allowances. Entities operating outside Nigeria contribute in line with the relevant pension laws in their jurisdictions. The contribution by the group and the bank during the period were N3,050 million and N2,087 million respectively (September 30, 2020: N2,820 million and N2,010 million).

Notes to the Consolidated And Separate Interim Financial Statements

43. Related party transactions

Parent:

Zenith Bank Plc (incorporated in Nigeria) is the ultimate parent company of the Group.

Subsidiaries:

Transactions between Zenith Bank Plc and its subsidiaries, which are eliminated on consolidation are not separately disclosed in the consolidated financial statements. The Group's effective interests and investments in subsidiaries as at September 30, 2021 are shown below.

Entity	Effective holding %	Nominal share capital held
Zenith Bank (Ghana) Limited	99.42 %	7,066
Zenith Bank (UK) Limited	100.00 %	21,482
Zenith Bank (Sierra Leone) Limited	99.99 %	2,059
Zenith Bank (The Gambia) Limited	99.96 %	1,038
Domestic / non-banking subsidiaries:		
Zenith Pension Custodians Limited	99.00 %	1,980
Zenith Nomi nees Limited	99.00 %	1,000
	-	34,625

Notes to the Consolidated And Separate Interim Financial Statements

43. Related party transactions (continued)

Key management personnel

Key management personnel is defined as the Group's executive and non-executive directors, including their family members and any entity over which they exercise control. Close members of family are those family members who may be expected to influence, or be influenced by that individual in their dealings with the Group.

Key management compensation

In millions of Naira

Salaries and other short-term benefits
 Retirement benefit cost
 Allowances

At end of of the period/year

Group 30-Sep-21	Group 30-Sep-20	Group 31-Dec-20
1,415	1,100	1,576
6	43	23
321	155	409
1,742	1,298	2,008

Loans and advances

At start of the period/year
 Granted during the period/year
 Repayment during the period/year

At end of of the period/year

1,797	1,844	1,764
9	12	366
(58)	28	(333)
1,748	1,884	1,797

Notes to the Consolidated And Separate Interim Financial Statements

43. Related party transactions (continued)

Interest earned

Loans to key management personnel include mortgage loans and other personal loans which are given under terms that are no more favourable than those given to other staff. Interest earned on loans to directors for the Group and the Bank is N19 million. The mortgage loans are secured by the underlying assets. All other loans are unsecured.

Group					
September 30, 2021					
In millions of Naira					
Name of company / Individual	Loans	Deposits	Interest received	Interest paid	Transaction with Zenith Bank
Directors	1,588	3,289	45	2	-
Cyberspace Network	-	70	-	-	2,660
Quantum Fund Management	-	42	-	-	-
Ovation Ltd	-	1,539	-	-	-
At end of of the year	1,588	4,940	45	2	2,660
Group					
30 September 2020					
In millions of Naira					
Name of company / Individual	Loans	Deposits	Interest received	Interest paid	Transaction with Zenith Bank
Sirius Lumina Ltd	-	1	-	-	-
Zenith General Insurance Company	-	1,344	-	-	413
Zenith Trustee Limited	-	1	-	-	-
Directors Deposits	1,786	1,088	15	2	-
Cyberspace Network	-	1	-	-	503
Quantum Fund Management	-	67	-	-	-
Ovation ltd	-	1,893	-	-	-
At end of of the year	1,786	4,395	15	2	916

Loans granted to related parties are secured by real estate and other assets of the respective borrowers.

Notes to the Consolidated And Separate Interim Financial Statements

44. Acceptances and guarantees

(a) Legal proceedings

The Bank is presently involved in several litigation suits in its ordinary course of business. The total amount claimed in the cases against the Bank is estimated at N173 billion (31 December 2020 N78.8 billion). The actions are being contested and the Directors are of the opinion that none of the aforementioned cases is likely to have a material adverse effect on the bank and are not aware of any other pending or threatened claims and litigations.

(b) Capital commitments

At the reporting date, the bank had capital commitments amounting to N2.45 billion (31 December 2020: N4.9 billion) in respect of authorized and contracted capital projects.

Notes to the Consolidated And Separate Interim Financial Statements

44. Acceptances and guarantees (continued)

(c) Confirmed credits and other obligations on behalf of customers

In the normal course of business the group is a party to financial instruments with off-balance sheet risk. These instruments are issued to meet the credit and other financial requirements of customers. The contractual amounts of the off-balance sheet financial instruments are:

In millions of Naira	Group 30-Sep-21	Group 30-Sep-20	Group 31-Dec-20	Bank 30-Sep-21	Bank 30-Sep-20	Bank 31-Dec-20
Performance bonds and guarantees	396,958	432,906	376,252	325,355	395,918	325,249
Usance	76,795	152,464	50,770	75,745	103,142	49,569
Letters of credit	253,838	265,732	172,905	139,865	194,841	84,183
	727,591	851,102	599,927	540,965	693,901	459,001
Assets under custody (See Note (below))	6,096,935	5,328,912	5,642,718	6,096,935	5,328,912	5,642,718

Letters of credit are agreements to lend to customers in the future, subject to certain conditions. Such commitments are either made for a fixed year, or have no specific maturity dates, but are cancellable by the Group (as lender) subject to notice requirements. These letters of credit are provided at market-related interest rates and cannot be settled net in cash.

The amount of N6,096 billion (December 2020: N5,643 billion) represents the full amount of the bank's guarantee for the assets held by the Bank's subsidiaries, Zenith Pensions Custodian Limited and Zenith Nominees Limited under both companies custodial businesses.

Included in the amount above is N86.8 billion which represents the amount of the Group's guarantee for the assets held by the subsidiaries as required by the National Pensions Commission.

Notes to the Consolidated And Separate Interim Financial Statements

45. Cash and cash equivalents

For the purposes of the cash flow statement, cash and cash equivalents include cash and non-restricted balances with central banks, treasury bills and other eligible bills, operating account balances with other banks, amounts due from other banks and short-term government securities.

In millions of Naira	Group			Bank		
	30-Sep-21	30-Sep-20	31-Dec-20	30-Sep-21	30-Sep-20	31-Dec-20
Cash and balances with central banks (less restricted balances)	163,841	233,597	180,346	124,837	154,657	132,626
Treasury bills(maturing within three months)	359,018	-	396,924	135,781	-	396,924
Due from other banks	451,004	554,557	631,250	288,782	357,416	353,133
	973,863	788,154	1,208,520	549,400	512,073	882,683