

KEY FIGURES AT 30 SEPTEMBER 2024

| | US\$ Equity Share |
|-----------------------------------|-------------------|
| Net Asset Value ("NAV") per share | \$1.40 |
| Balance Sheet Information* | |
| Investments at Market Value | \$25.1 |
| Cash, Equivalents & Receivables | 5.6 |
| Total Assets | \$30.7 |
| Other liabilities and payables | (0.3) |
| Total Liabilities and Payables | (\$0.3) |
| Total Net Asset Value* | \$30.4 |
| US\$ Equity NAV* | \$30.4 |
| Unfunded Commitments | \$16.9 |
| Total Assets / Unfunded | 1.8x |

* Note: Numbers may not add due to rounding

PERFORMANCE OVERVIEW

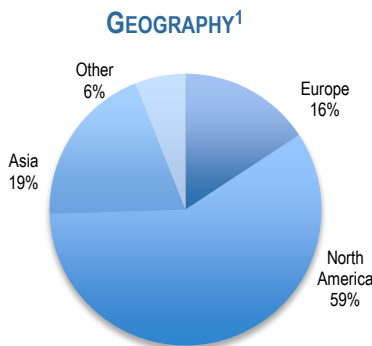
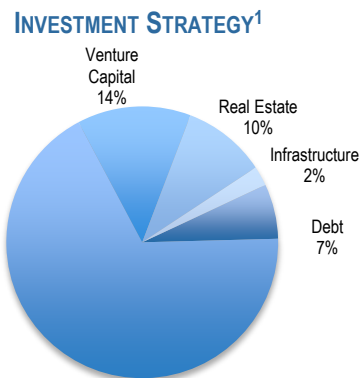
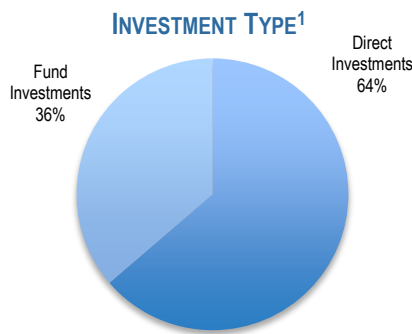
Third Quarter Performance Review

- September 2024 NAV of \$1.40, a 0.7% decrease from 30 June 2024
- US\$ Equity share price declined from \$0.88 to \$0.74 during the quarter

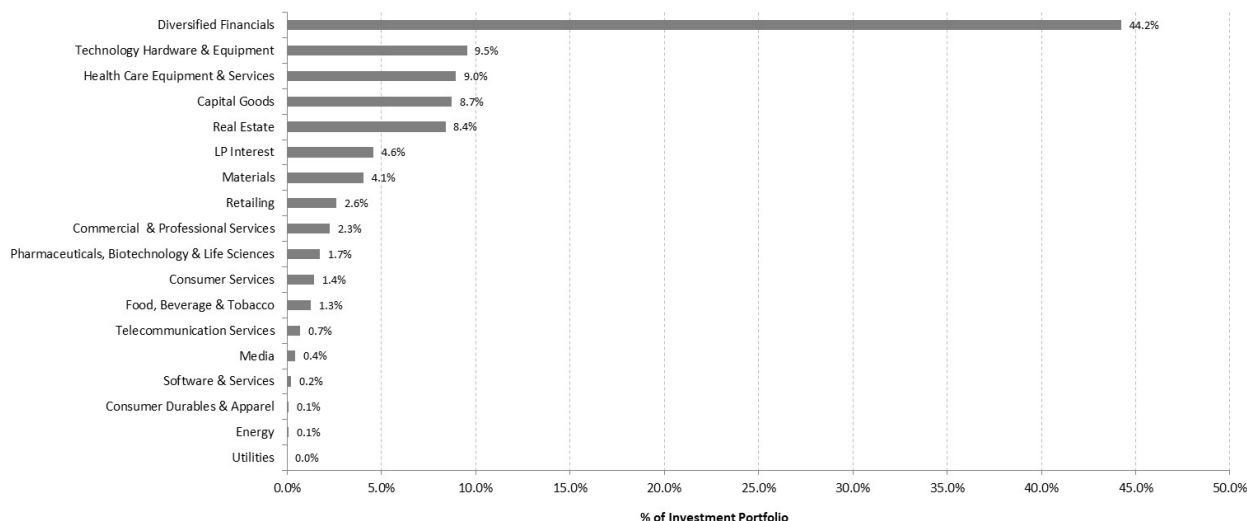
During the third quarter, JPEL received \$1.1 mm of distributions and did not fund any capital calls. Notable distributions include \$1.1mm from JPEL's investment in Placid Holdings.

Portfolio Update

As referenced in JPEL's audited financial statements, JPEL's subsidiary entered into a two year Put Option Agreement (the "Option") relating to its investment in the Tax Advisory Services company. The Option provides JPEL the right, but not the obligation, to sell its investment in the company after 24 October 2025 at the 30 June 2024 valuation. The Option is subject to customary closing conditions that, if not satisfied or waived, could result in some or all investment not being sold. The purpose of entering into the Option is to preserve the current carrying value while allowing for potential investment value upside through to 24 October 2026. In addition, if the Option is exercised in one year, JPEL believes it could accelerate liquidity for its largest investment by up to 24 months.



INDUSTRY DIVERSIFICATION¹



TOP 10 INVESTMENTS¹

| | | Value | % of PE |
|---|---------------|---------|------------------|
| Investment Name | Geography | (\$ mm) | Investment Value |
| 1 Tax Advisory Services Company | North America | \$12.8 | 51.1% |
| 2 Genuine Idea Investments Ltd | Asia | 2.5 | 9.9% |
| 3 Strategic Value Global Opportunities Fund I-A | North America | 1.0 | 4.0% |
| 4 Wellington Partners Ventures III Life Science Fund L.P. | Europe | 0.9 | 3.6% |
| 5 Private Equity Access Fund II Ltd | North America | 0.9 | 3.6% |
| 6 Global Buyout Fund, L.P. | Other | 0.8 | 3.2% |
| 7 Blue River Capital I, LLC | Asia | 0.8 | 3.0% |
| 8 Gulf Healthcare International LLC | Other | 0.7 | 2.7% |
| 9 Carlyle/Riverstone Global Energy and Power Fund III | North America | 0.6 | 2.3% |
| 10 Omega Fund III, L.P. | Europe | 0.6 | 2.3% |
| Total | | \$21.6 | 85.8% |

COMPANY INFORMATION

About JPEL Private Equity Limited

JPEL Private Equity Limited ("JPEL" or the "Company") is a Guernsey registered and incorporated, London Stock Exchange-listed, closed-ended investment company (LSE: JPEL). JPEL focuses on concentrated secondary deals, secondary directs, fund recapitalizations and special situation investments. The Company's capital structure consists of Equity Shares.

About the Manager

JPEL Private Equity Limited is managed by FCF JPEL Management LLC, an affiliate of Fortress Investment Group LLC ("Fortress"). Founded in 1998, Fortress manages assets on behalf of over 1,750 institutional clients and private investors worldwide across a range of credit, real estate, permanent capital and private equity investment strategies. On May 14, 2024, Fortress and Mubadala Investment Company, through its wholly-owned asset management subsidiary Mubadala Capital ("Mubadala Capital"), completed the previously announced acquisition of 90.01% of the equity of Fortress that was held by SoftBank Group Corp. and the remaining 9.99% held by another affiliate of Mubadala Capital. With the close of the transaction, Fortress management and employees own 32% of the equity of Fortress, own a class of equity entitling Fortress management to appoint the majority of seats of Fortress's board of directors. Fortress co-CEOs Drew McKnight and Josh Pack, Managing Partner Jack Neumark, and co-Chairman Pete Briger are the largest individual investors in the buy-out and were joined by approximately 150 members of the firm. A consortium led by Mubadala Capital now owns the remaining 68% of the equity of Fortress.

USD Equity Share

| | |
|------------------------------------|--------------|
| Ticker | JPEL |
| Sedol | BS82YQ75 |
| ISIN* | GG00BS82YQ75 |
| Currency | USD |
| No. of Shares at September 2024 | 21.7 m |

* Reflects the ISIN that went into effect on 8 November 2023.

JPEL INVESTOR RELATIONS

JPELClientService@fortress.com

Footnotes

1 Diversification charts as well as Top 10 Investments are based on Investments at Market Value as of 31 March 2024 unless otherwise indicated. The charts have been categorized using the Manager's total discretion. These categorizations are inherently subjective.

Disclosure

Private Equity Risks: Private Equity Funds invest exclusively or almost entirely in financial instruments issued by companies that are not listed (or take-over publicly listed companies with a view to delisting them). Investment in private equity funds is typically by way of commitment (i.e. whereby an investor agrees to commit to invest a certain amount in the fund and this amount is drawn down by the fund as and when it is needed to make private equity investments). The Company's interests in a private equity fund will consist primarily of capital commitments to, and capital contributions in various forms to, funds managed by third parties which make investments pursuant to private equity strategies which involve a high level of risk and uncertainty. Except for certain secondary funds, private equity funds will have no operating history upon which to evaluate their likely performance. Historical performance of private equity funds is not a guarantee or prediction of their future performance. Investments in private equity funds are often illiquid and investors such as the Company seeking to realise their holdings can experience significant delays, if realisation is possible at all, and fluctuations in value.

This document does not constitute an offer to sell, or a solicitation of an offer to buy, any security and may not be relied upon in connection with the purchase or sale of any security. Any such offer would only be made by means of formal offering documents.

In all cases where historical performance is presented, please note that past performance is not a reliable indicator of future results and should not be relied upon in connection with any investment decision. Unless otherwise indicated, performance figures presented herein are gross figures. Net performance figures will be lower due to the deduction of management fees and other Company expenses.

This document contains certain forward-looking statements with respect to the portfolio of investments of the Company. These statements and forecasts involve risk and uncertainty because they relate to events and depend upon circumstances that may or may not occur in the future. There are a number of factors that could cause actual results or developments to differ materially from those expressed or implied by these forward-looking statements and forecasts. Accordingly, you should not place undue reliance on any forward-looking statements contained in this document.

Any forecasts, figures, opinions, statements of financial market trends or investment techniques and strategies expressed are those of the Manager, unless otherwise stated, as of the date of issuance. No warranty as to the accuracy, and reliability or completeness in respect of any error or omission is accepted. They may be subject to change without further notification.

The information contained in this document has not been verified. No responsibility, liability or obligation (whether in contract, tort or otherwise) is accepted by the Company or the Manager or by any of their respective officers, employees or agents as to or in relation to this document (including the accuracy, completeness or sufficiency thereof) or any other written or oral information or any errors contained therein or omissions therefrom, made available by the Company or the Manager and any such liability is expressly disclaimed.

Investments in Alternative Investment Funds ("AIF's") involve a high degree of risks, including the possible loss of any amounts invested. The value of investments and the income from them may fluctuate including, without limitation, in connection with market conditions and taxation agreements. Changes in exchange rates may have an adverse effect on the value, price or income of the product(s) or underlying investment. Both past performance and yield may not be a reliable guide to future performance. There is no guarantee that any forecast will come to pass.

The Company is generally a passive investor and has limited powers under the governing documents of the funds in which it holds interests. The funds concerned are, within certain broad parameters, generally authorised to follow broad investment guidelines and, subject thereto, are able to invest in geographies, industries and investment opportunities at their discretion. The Company does not review each proposed investment and is, subject to certain limited exceptions, unable to refuse to meet a call without suffering the consequences of a default. There can be no assurance that the strategies adopted by general partners or managers of the funds in which the Company holds interests will be successful or that the portfolio companies of such funds, or the Company's investments generally, will appreciate in value. The Company cannot make claims against general partners or managers of the funds in which the Company invests even in cases of poor performance except in very limited circumstances typically involving severe culpability on the part of the general partner or manager. The Company's recourse in the event of poor performance of the funds concerned is highly restricted.

The Company is dependent on certain information from third parties such as fund managers in relation to its investments. Those third parties (including fund managers) are themselves dependent on information made available by the management of relevant portfolio companies and/or investments. This information is necessarily limited, subjective and depends on the accuracy of judgments by the underlying companies, many of which are unquoted and not publicly traded and by the managers of the funds.

The Company's underlying portfolio of companies consists predominantly of unquoted companies. Market quotations are therefore not available for most of the Company's underlying portfolio companies. While the Company will make determinations in good faith as to the fair value of those investments, valuations (particularly valuations of investments for which market quotations are unavailable) are inherently uncertain, may fluctuate over short periods of time and may be based on estimates. As a consequence, determinations of fair value may differ materially from values that would have resulted if a ready market had existed. In addition, the fair value of investments reported by the Company may be higher than the values which are ultimately realised upon the disposal of the investments. The Company cannot make any assurance that the funds in which it has interests will be able to realise the unrealised investment values that are presented in this document or otherwise.

The information contained in this report is derived from the Company's books and records and is as of the date stated above. The unquoted investments in funds are valued in accordance with International Private Equity and Venture Capital Valuation Guidelines (IPEVCG) and other policies adopted by the Company.