

WESTERN SECTION: 290770 EAST

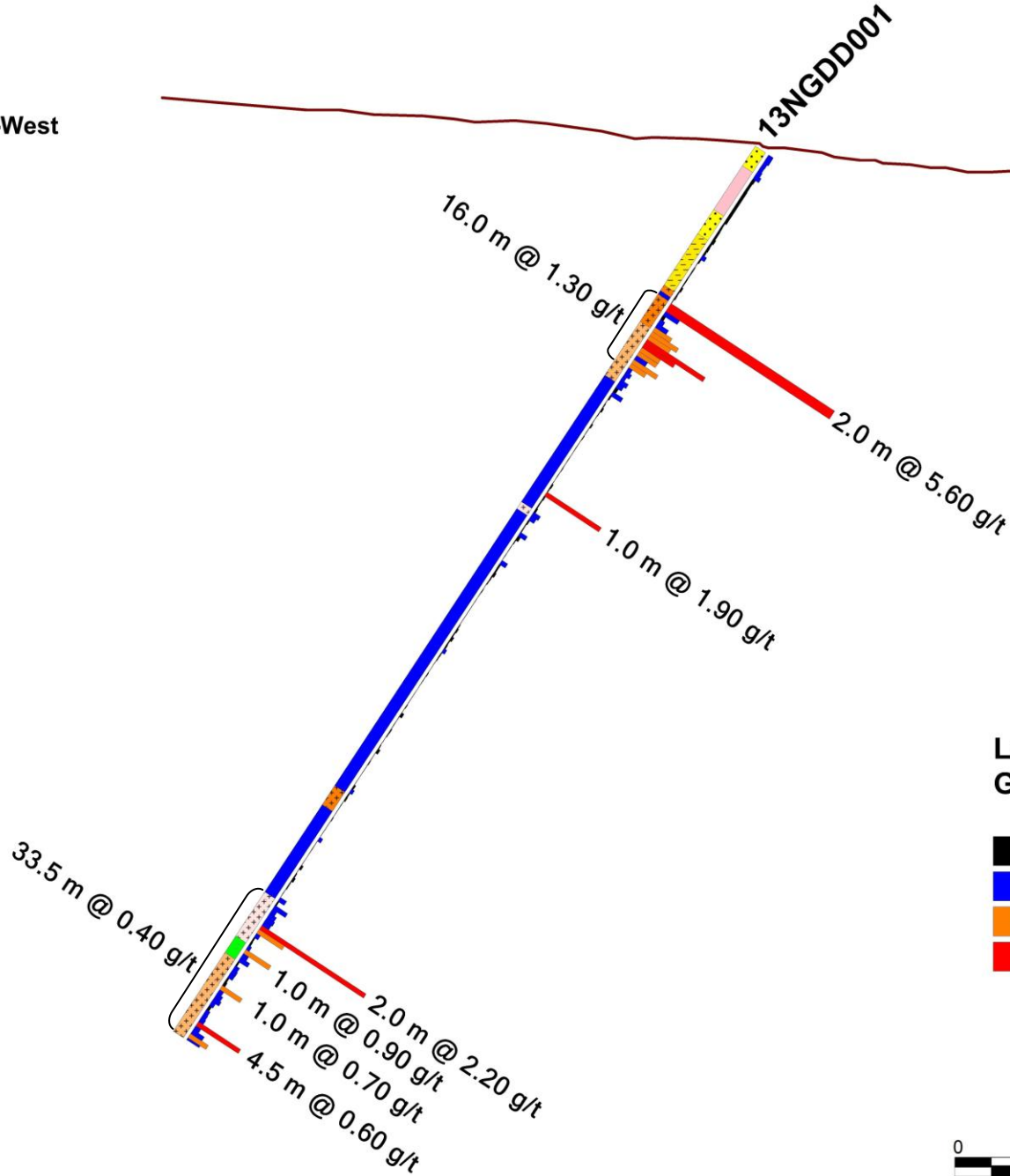
South-West

North-East

600mRL

500mRL

400mRL




Legend
Gold (g/t)

- 0 - 0.1
- 0.1 - 0.5
- 0.5 - 1
- 1 - 10

Lithology

- Clay
- Laterite
- Saprolite
- Dioritic Gneiss
- Amphibolite
- Grano-dioritic Gneiss
- Granite
- Pegmatite
- Colluvium
- BIF (Itabirite)



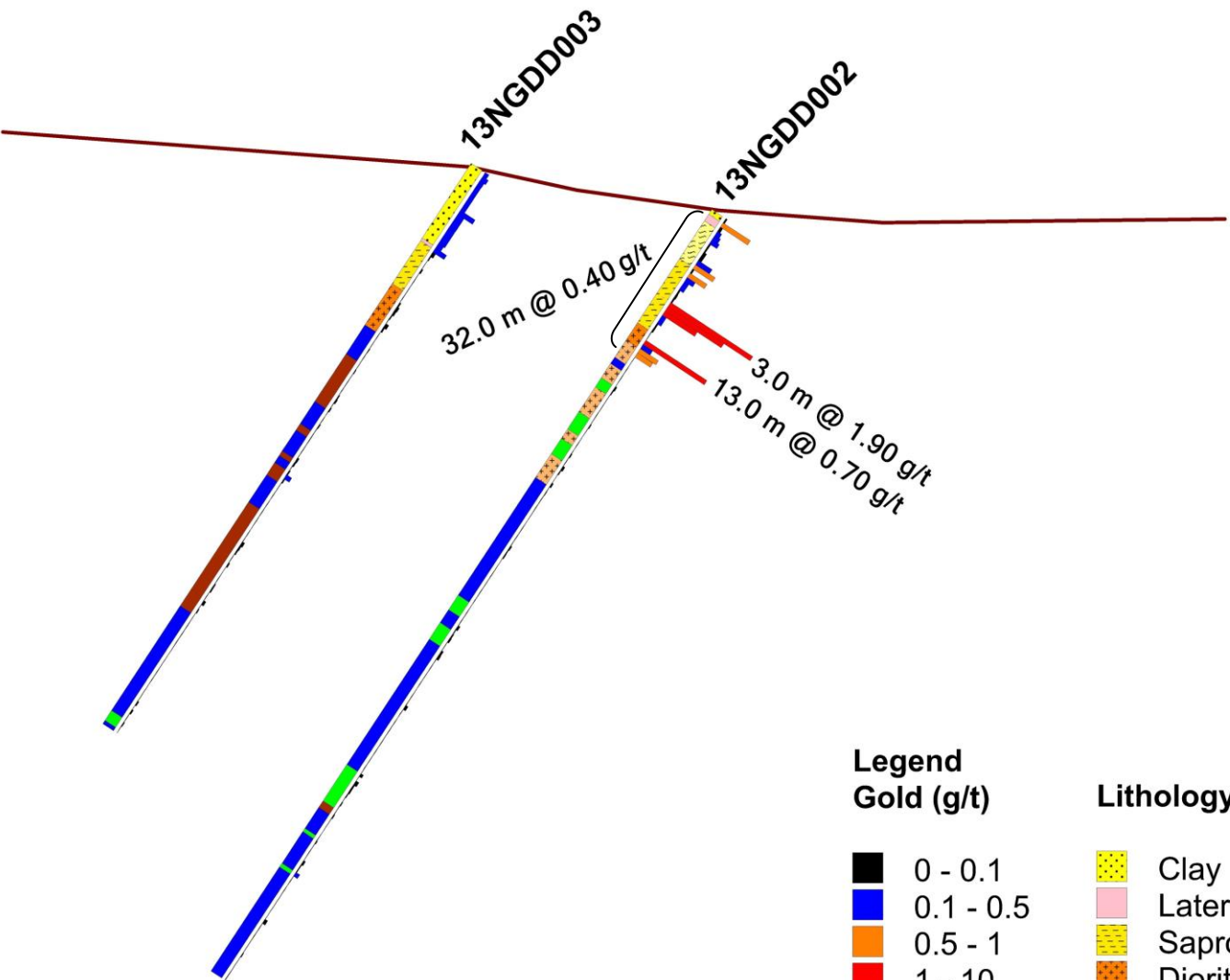
EASTERN SECTION: 290900 EAST

South-West

North-East

600mRL

500mRL



Legend
Gold (g/t)

- 0 - 0.1
- 0.1 - 0.5
- 0.5 - 1
- 1 - 10

Lithology

- Clay
- Laterite
- Saprolite
- Dioritic Gneiss
- Amphibolite
- Grano-dioritic Gneiss
- Granite
- Pegmatite
- Colluvium
- BIF (Itabirite)

