

Implementation of IAS 29 to BBVA Turkey Financial Statements

June 28th, 2022

Disclaimer

This document is only provided for information purposes and does not constitute, nor should it be interpreted as, an offer to sell or exchange or acquire, or an invitation for offers to buy securities issued by any of the aforementioned companies. Any decision to buy or invest in securities in relation to a specific issue must be made solely and exclusively on the basis of the information set out in the pertinent prospectus filed by the company in relation to such specific issue. No one who becomes aware of the information contained in this document should regard it as definitive, because it is subject to changes and modifications.

This document contains or may contain forward looking statements (in the usual meaning and within the meaning of the US Private Securities Litigation Reform Act of 1995) regarding intentions, expectations or projections of BBVA or of its management on the date thereof, that refer to or incorporate various assumptions and projections, including projections about the future earnings of the business. The statements contained herein are based on our current projections, but the actual results may be substantially modified in the future by various risks and other factors that may cause the results or final decisions to differ from such intentions, projections or estimates. These factors include, without limitation, (1) the market situation, macroeconomic factors, regulatory, political or government guidelines, (2) domestic and international stock market movements, exchange rates and interest rates, (3) competitive pressures, (4) technological changes, (5) alterations in the financial situation, creditworthiness or solvency of our customers, debtors or counterparts. These factors could cause or result in actual events differing from the information and intentions stated, projected or forecast in this document or in other past or future documents. BBVA does not undertake to publicly revise the contents of this or any other document, either if the events are not as described herein, or if such events lead to changes in the information contained in this document.

This document may contain summarized information or information that has not been audited, and its recipients are invited to consult the documentation and public information filed by BBVA with stock market supervisory bodies, in particular, the prospectuses and periodical information filed with the Spanish Securities Exchange Commission (CNMV) and the Annual Report on Form 20-F and information on Form 6-K that are filed with the US Securities and Exchange Commission.

Distribution of this document in other jurisdictions may be prohibited, and recipients into whose possession this document comes shall be solely responsible for informing themselves about, and observing any such restrictions. By accepting this document you agree to be bound by the foregoing restrictions.

Background Information on Hyperinflation Accounting

CONTEXT

- In a hyperinflationary economy, the currency loses purchasing power.
- **Hyperinflationary accounting aims to show the Financial Statements in real terms**, allowing for a proper comparison with previous periods.

WHEN TO APPLY IT?

- According to IAS 29, **the need to adopt hyperinflationary accounting is determined by the economic environment**. Among others, there is one criteria (necessary but not sufficient) that refers to a higher than 100% cumulative inflation in a 3 year period.

SITUATION IN TURKEY:

- As of Feb 2022, cumulative inflation in Turkey during the last 3 years had already surpassed 100%. **Audit firms have publicly stated that hyperinflation accounting should be applied in Turkey as of June 30th, 2022**. IAS 29 prefers all affected entities to apply it at the same time (previous consensus among stakeholders).

BBVA Group will apply hyperinflationary accounting in Turkey¹ in 2Q22 with effects from Jan 1st, 2022 according to IAS 29 accounting standard.

¹ BBVA will apply IAS 29 to its Group entities in Turkey. IAS 29 will not apply to the operations outside Turkey, in particular to the financial statements of Garanti Bank in Romania and Garantibank International N.V in the Netherlands.

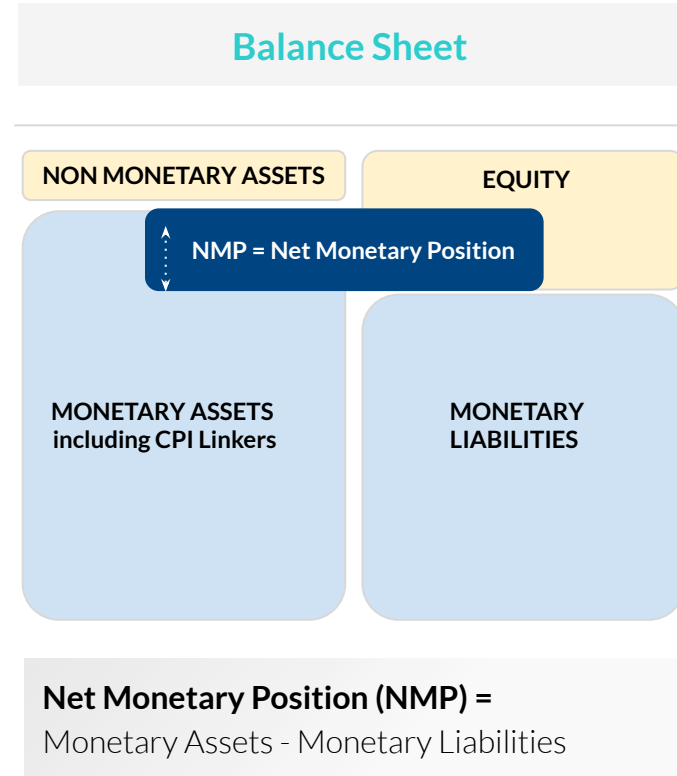
Hyperinflation Accounting (HA) main implications

1 BALANCE SHEET REVALUATION

- **1st implementation (Jan 1st, 2022): Positive in Equity & Capital** (net of tax effect).
 - **Non-Monetary Assets (NMA)** revaluation from historical value based on accumulated inflation, with the limit of its fair value.
 - **The value of the inflation linked bonds (CPI linkers) in the Held To Collect portfolio is updated** according to the inflation rate by year end 2021 (vs as of Oct'21 previously).
- **On-going quarterly revaluation** of NMA based on inflation rate in the period, with the limit of its fair value. **Positive in Equity & Capital** (net of tax effect).

2 P&L RE-EXPRESSION

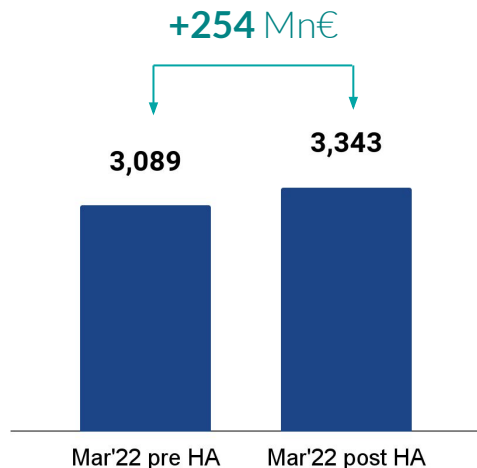
- **Net Monetary Position (NMP) value loss** due to the inflation in the period is registered **in the P&L** ("*Other operating income and expenses*" heading) with positive adjustment in "*Other Comprehensive Income*" (OCI). Negative on P&L. **Neutral on Equity and Capital.**
- **CPI linkers accrual** based on current period inflation is registered in "*Other Operating Income and Expenses*" heading (reclassified from NII) as they are considered a protective asset against inflation, **partially offsetting the value loss of the NMP.**
- **Re-expression of all P&L headings** according to end of period inflation.
- Re-expressed P&L is converted into € using the **closing exchange rate** (vs. average FX previously).



BBVA Turkey hyperinflation accounting impacts as of Mar'22 (*pro-forma*): Positive on Book Value, Negative on P&L

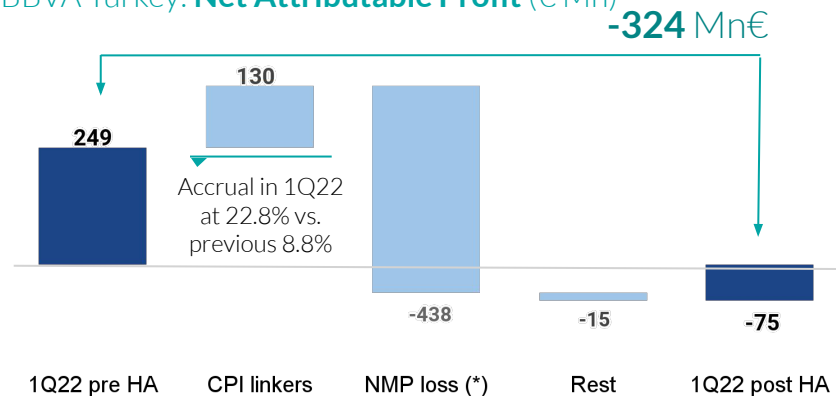
Positive impact on Book Value

BBVA Turkey: **Book Value** (€ Mn)



Negative impact on P&L from the Net Monetary Position loss (neutral on capital), partially offset by CPI linkers revenue

BBVA Turkey: **Net Attributable Profit** (€ Mn)




As of March 31st, 2022:

- **Net Monetary Position:** ~ 4.7 Bn€
- **CPI linkers portfolio:** ~ 3.6 Bn€

(*) The NMP loss is not tax deductible.

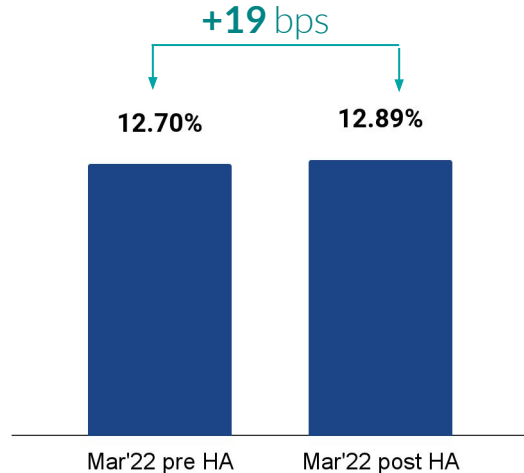
In 2022, earnings contribution from BBVA Turkey is expected to be non material according to our year end inflation forecast (around 60%)

BBVA Group hyperinflation accounting impacts as of Mar'22 (pro-forma): Positive on Capital, Negative on P&L

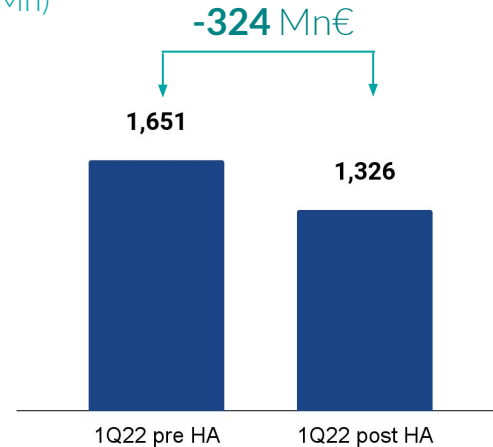
 **Positive impact on Capital** from Assets revaluation and other indirect impacts (such as a lower dividend accrual at a 50% pay-out ¹)

 **Negative impact on P&L**

BBVA Group: **CET1 FL**
(%)



BBVA Group: **Net Attributable Profit**
(€ Mn)



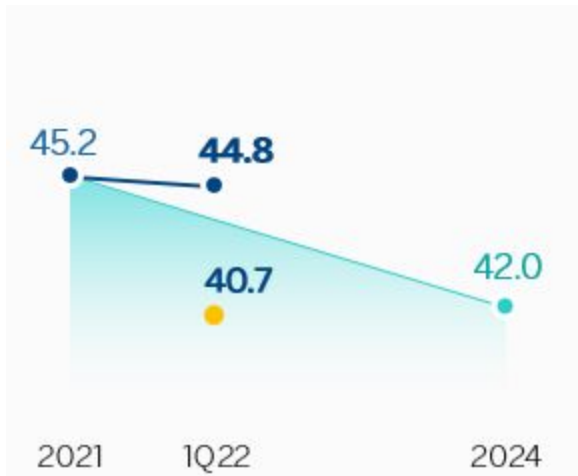
¹ We are currently accruing dividends at 50%, which represents the upper part of our internal dividend policy (according to the ECB mechanism).

Non-Monetary Assets revaluation, based on the inflation trend, and P&L generation will continue to be **positively reflected on Capital and TBV in the coming quarters** (NMP loss in capital neutral)

BBVA Group's financial goals for 2024 remain unchanged

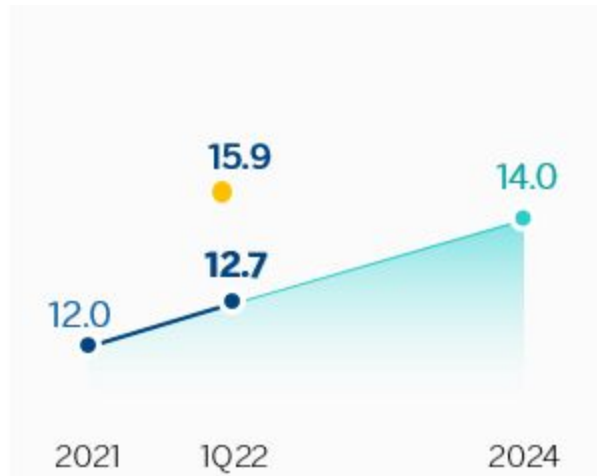
COST-TO-INCOME

(%)



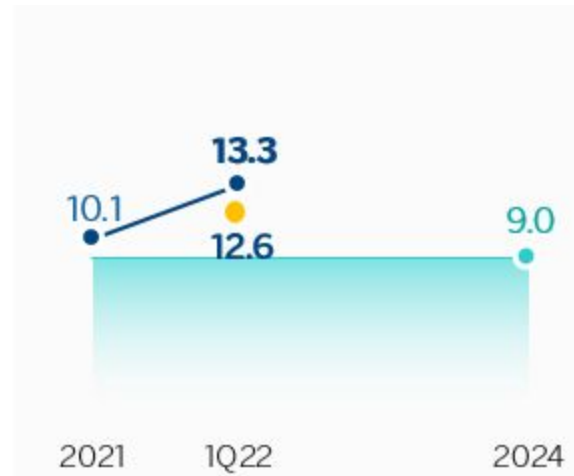
ROTE

(%, annualized)




TBV/ share + dividends

(YoY, %)



● Pre Hyperinflation Accounting in Turkey

Key Takeaways

- 
- A photograph of the BBVA building facade, showing a curved structure with a grid of windows and the BBVA logo on the side.
- **BBVA Group will apply hyperinflationary accounting in Turkey** in 2Q22 with effects **from Jan 1st, 2022** according to IAS 29 accounting standard.
 - Hyperinflation accounting is a reexpression of the financial statements aiming to show them in real terms. Main impacts for BBVA Group pro-forma as of Mar'22 are:
 - Positive impact on **Group's Capital (CET1 FL ratio +19 bps to 12.89%)**, coming mainly from the revaluation of the Non- Monetary Assets & CPI Linkers.
 - Negative impact on **Net Attributable Profit (-324 Mn€ in 1Q22 to 1,326 Mn€)**, coming from the value loss of the Net Monetary Position (neutral on Equity).
 - In **2022**:
 - **Earnings contribution from Turkey is expected to be non material.**
 - **Capital and TBV** will continue to be **positively affected by the revaluation of non-monetary assets and P&L generation** (NMP loss is capital neutral).
 - Our financial **goals** for **2024** remain **unchanged**.

Annex I - Detailed P&L impacts of IAS 29

BBVA Group - Pro-forma P&L 1Q22

P&L BBVA Group

€Mn

	1Q22 pre HA	HA impact	1Q22 post HA
Net interest income	4,158	-209	3,949
Net Fees and Commissions	1,241	1	1,242
Net Trading Income	580	0	580
Other Income & Expenses	-39	-316	-355
Gross Income	5,939	-524	5,416
Operating Expenses	-2,415	-9	-2,424
Operating Income	3,525	-533	2,992
Impairment on Financial Assets	-738	1	-737
Provisions and Other Gains and Losses	-21	-6	-27
Income Before Tax	2,766	-538	2,227
Income Tax	-788	-116	-904
Non-controlling Interest (*)	-328	330	3
Net Attributable Profit	1,651	-324	1,326

(*) Considering BBVA's stake in the Turkish franchise as of March 31st, 2022 (49.85%).

Note: 1Q22 inflation rate 22.8%. Exchange rate: 16.28 TRY/EUR as of March 31st, 2022.

MAIN P&L IMPACTS:

- **CPI linkers income:** accrual according to the **current period inflation** (22.8% in 1Q22), registered in **“Other Income & Expenses”** heading (+563 Mn€). Part of this income was **previously accrued in NII** (-212 Mn€) based on our 1Q22 inflation estimate at the beginning of the year (8.8%).
- **Net Monetary Position: value loss** registered in the **“Other Income & Expenses”** heading (-880 Mn€, non tax deductible) due to inflation rate in 1Q22 (with a positive adjustment in OCIs, so neutral on Equity).
- **Minor P&L impacts** related to: i) re-expression of all P&L headings according to the inflation rate until Mar 31st 2022, ii) conversion of re-expressed P&L into € using the closing exchange rate (vs. average FX previously) and, iii) higher amortization expenses after the non monetary assets revaluation.

BBVA Turkey - Pro-forma P&L 1Q22

P&L BBVA Turkey - Same HA impacts as in BBVA Group's P&L

€Mn

	1Q22 pre HA	HA impact	1Q22 post HA
Net interest income	706	-209	497
Net Fees and Commissions	132	1	133
Net Trading Income	175	0	175
Other Income & Expenses	15	-316	-301
Gross Income	1,027	-524	503
Operating Expenses	-230	-9	-239
Operating Income	797	-533	264
Impairment on Financial Assets	-97	1	-96
Provisions and Other Gains and Losses	-4	-6	-11
Income Before Tax	696	-538	157
Income Tax	-193	-116	-309
Non-controlling Interest (*)	-254	330	76
Net Attributable Profit	249	-324	-75

(*) Considering BBVA's stake in the Turkish franchise as of March 31st, 2022 (49.85%).

Note: 1Q22 inflation rate 22.8%. Exchange rate: 16.28 TRY/EUR as of March 31st, 2022.

Annex II - Quarterly Financial Statements: 1Q22

IAS 29 pro-forma

BBVA Group. Consolidated balance sheet

Balance sheets

(Million euros)

	31-03-21	30-06-21	30-09-21	31-12-21	31-03-22	31-03-22 pro-forma HA
Cash, cash balances at central banks and other demand deposits	54,950	61,687	63,232	67,799	70,937	70,937
Financial assets held for trading	98,275	102,647	106,505	123,493	112,131	112,131
Non-trading financial assets mandatorily at fair value through profit or loss	5,488	5,742	5,874	6,086	6,625	6,625
Financial assets designated at fair value through profit or loss	1,110	1,107	1,137	1,092	1,036	1,036
Financial assets at fair value through accumulated other comprehensive income	72,771	73,186	69,963	60,421	65,103	65,103
Financial assets at amortized cost	363,754	368,026	370,217	372,676	388,031	388,413
. <i>Loans and advances to central banks and credit institutions</i>	16,963	16,947	18,237	18,957	16,750	16,750
. <i>Loans and advances to customers</i>	310,683	315,752	316,499	318,939	335,016	335,016
. <i>Debt securities</i>	36,108	35,327	35,481	34,781	36,265	36,647
Investments in subsidiaries, joint ventures and associates	1,416	1,400	880	900	911	911
Tangible assets	7,703	7,321	7,291	7,298	7,375	7,628
Intangible assets	2,297	2,303	2,271	2,197	2,224	2,056
Other assets	109,165	21,874	21,891	20,923	21,471	21,420
Total assets / Liabilities and equity	716,929	645,292	649,261	662,885	675,842	676,259
Financial liabilities held for trading and designated at fair value through profit or loss	78,477	79,986	80,786	91,135	85,960	85,960
Other financial liabilities designated at fair value through profit or loss	9,714	9,811	9,726	9,683	9,761	9,761
Financial liabilities at amortized cost	475,813	479,618	481,662	487,893	504,480	504,480
<i>Deposits from central banks and credit institutions</i>	74,123	71,645	71,507	67,185	73,161	73,161
<i>Deposits from customers</i>	331,064	338,795	340,828	349,761	360,716	360,716
<i>Debt certificates</i>	57,418	55,047	55,397	55,763	53,540	53,540
. <i>Other financial liabilities</i>	13,208	14,132	13,930	15,183	17,063	17,063
Liabilities under insurance and reinsurance contracts	10,325	10,535	10,564	10,865	11,094	11,094
Other liabilities	91,889	15,398	15,957	14,549	16,289	16,338
Total liabilities	666,218	595,348	598,694	614,125	627,585	627,634
Total equity	50,711	49,944	50,567	48,760	48,258	48,625
Total equity and liabilities	716,929	645,292	649,261	662,885	675,842	676,259

General note: figures considering companies in the United States included in the sale agreement signed with PNC and BBVA Paraguay as Non-current Assets and Liabilities Held for Sale

BBVA Group. Consolidated Income statement

Income statement

(Million euros)

	2021				2022	
	1Q	2Q	3Q	4Q	1Q	2022 1Q pro-forma HA
Net interest income	3,451	3,504	3,753	3,978	4,158	3,949
Net fees and commissions	1,133	1,182	1,203	1,247	1,241	1,242
Net trading income	581	503	387	438	580	580
Dividend income	6	119	4	46	4	4
Share of profit/loss of invest. in subsidiaries, joint ventures and associates	-6	0	4	3	5	5
Other products and expenses	-11	-205	-20	-235	-48	-363
Gross income	5,155	5,104	5,330	5,477	5,939	5,416
Operating expenses	-2,304	-2,294	-2,378	-2,554	-2,415	-2,424
Administration expenses	-1,996	-1,987	-2,064	-2,249	-2,109	-2,111
Personnel expenses	-1,184	-1,187	-1,276	-1,399	-1,240	-1,241
General and administrative expenses	-812	-800	-788	-850	-869	-870
Depreciation	-309	-307	-314	-305	-306	-313
Operating income	2,850	2,810	2,953	2,923	3,525	2,992
Impairment on financial assets not measured at fair value through profit or loss	-923	-656	-622	-832	-738	-737
Provisions or reversal of provisions	-151	-23	-50	-40	-48	-48
Other results	-17	-7	19	7	27	20
Profit/(loss) before tax	1,759	2,124	2,299	2,058	2,766	2,227
Income tax	-489	-591	-640	-487	-788	-904
Profit/(loss) for the year	1,270	1,533	1,659	1,571	1,978	1,324
Non-controlling interests	-237	-239	-259	-230	-328	3
Net attributable profit excluding non recurring impacts	1,033	1,294	1,400	1,341	1,651	1,326
Corporate & discontinued operations	177	-593	0	0	0	0
Profit/(loss) after tax from discontinued operations (1)	177	103	0	0	0	0
Net cost related to the restructuring process.	0	-696	0	0	0	0
Net attributable profit	1,210	701	1,400	1,341	1,651	1,326

(1) Includes the profit generated by BBVA USA and the rest of the US companies sold to PNC on 1st of June of 2021.

Turkey

Income statement

(Million euros)

	2021				2022	
	1Q	2Q	3Q	4Q	1Q	2022 1Q pro-forma HA
Net interest income	530	507	615	719	706	497
Net fees and commissions	154	143	146	122	132	133
Net trading income	126	54	59	175	175	175
Other operating income and expenses	24	34	23	-7	15	-301
Gross income	834	737	842	1,008	1,027	503
Operating expenses	-265	-234	-236	-275	-230	-239
Administration expenses	-232	-204	-205	-251	-207	-210
Personnel expenses	-142	-140	-140	-172	-130	-132
General and administrative expenses	-90	-64	-65	-79	-77	-78
Depreciation	-34	-30	-31	-24	-23	-29
Operating income	569	503	607	734	797	264
Impairment on financial assets not measured at fair value through profit or loss	-123	-45	-67	-259	-97	-96
Provisions or reversal of provisions and other results	35	13	12	-26	-4	-11
Profit/(loss) before tax	481	471	551	449	696	157
Income tax	-94	-81	-148	-132	-193	-309
Profit/(loss) for the year	387	391	403	316	503	-151
Non-controlling interests	-196	-198	-204	-160	-254	76
Net attributable profit	191	193	199	156	249	-75

Implementation of IAS 29 to BBVA Turkey Financial Statements

June 28th, 2022