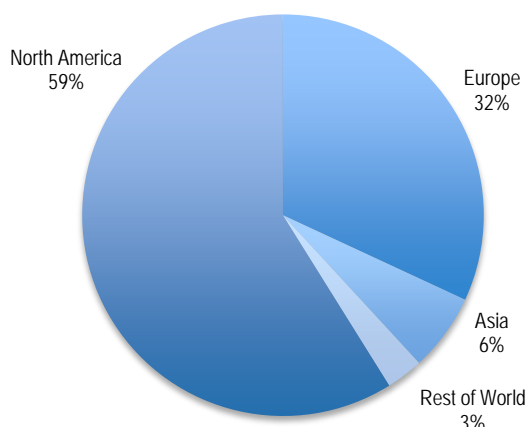


### KEY FIGURES AT 31 OCTOBER 2020

	US\$ Equity Share
Net Asset Value ("NAV") per share	\$1.61
<b>Balance Sheet Information</b>	
<b>US\$ mm</b>	
Investments at Market Value	\$195.35
Cash, Equivalents & Receivables	12.94
<b>Total Assets</b>	<b>\$208.29</b>
Credit Facility	(\$0.0)
Other liabilities and payables	(0.99)
<b>Total Liabilities and Payables</b>	<b>(\$0.99)</b>
<b>Total Net Asset Value</b>	<b>\$207.30</b>
<b>US\$ Equity NAV</b>	
US\$ Equity NAV	\$207.30
Unfunded Commitments	\$25.48
Total Assets / Unfunded	8.17x
Undrawn Credit Facility	\$20.0
Total Leverage Ratio <sup>1</sup>	0.0x

### GEOGRAPHIC DIVERSIFICATION<sup>2</sup>



### MANAGER'S OVERVIEW

#### Summary

- October 2020 NAV of \$1.61, a (0.6%) decrease from September
- US\$ Equity share price of \$1.04, a (0.1%) decrease from September

#### October NAV Performance

JPEL announced a net asset value ("NAV") per US\$ Equity share at 31 October 2020 of \$1.61, a decrease of \$0.01 or 0.6% from the prior month.

NAV per share decreased primarily due to mark to market valuation adjustments from JPEL's investment in Life Sciences Holdings Company.

Approximately 98% of JPEL's portfolio value reflects valuations dated 30 June 2020 or later.

#### Capital Call and Distribution Activity

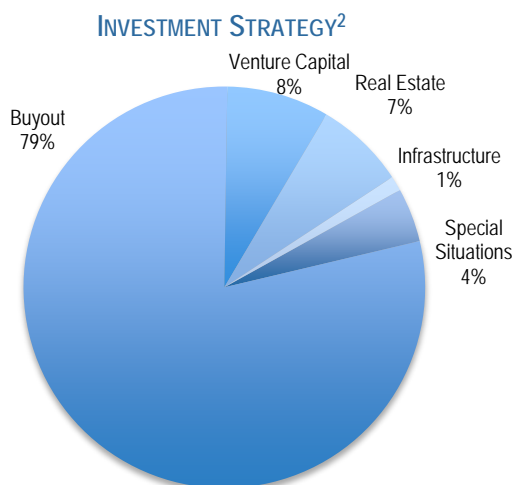
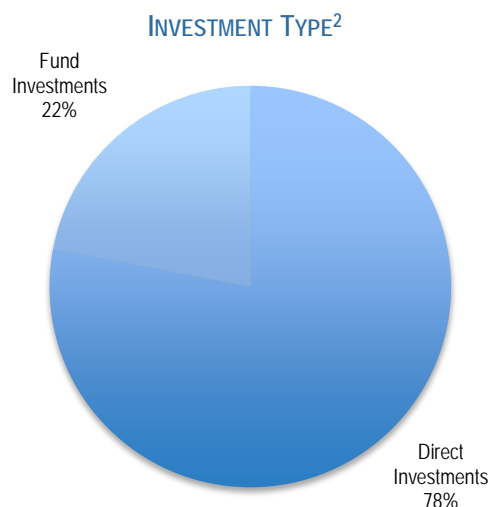
JPEL experienced minimal capital call and distribution activity during the month. During October, the Company received distributions of \$0.03 mm and funded \$0.01 mm of capital calls.

#### Post-October Update

On 18 November announced that the Company's Investment Manager, FCF JPEL Management LLC and its affiliates are currently in advanced negotiations on a transaction pursuant to which the Company would dispose of its largest asset, its interest in MBI Holding, Inc at a price at or around its carrying value. The Company expects to be in a position to make a further announcement in due course. It should, however, be noted that negotiations are ongoing and there can be no guarantee that the Transaction will complete on acceptable terms, or at all.

#### COVID-19 Update

COVID-19 was declared by the World Health Organisation as a global health emergency on 30 January 2020 and has caused disruption to businesses and economic activity which has been reflected in recent fluctuations in global stock markets. COVID-19 has and continues to impact the wider global markets. The immediate impact, continuing and future uncertainty, and the currently unknown length and depth of the global recession might impact the value of the underlying portfolio assets, their performance and stability. Since the onset of the crisis and the resultant market turbulence, the Manager has held an active dialogue with the management and sponsors of its largest underlying positions and has been receiving regular updates on any potential and anticipated impact on underlying portfolio company operations. COVID-19 might therefore impact one or many of the principal risks, and these will continue to be monitored and highlighted by the Board and Manager.



## COMPANY INFORMATION

### About JPEL Private Equity Limited

JPEL Private Equity Limited (“JPEL” or the “Company”) is a Guernsey registered and incorporated, London Stock Exchange-listed, closed-ended investment company (LSE: JPEL). JPEL focuses on concentrated secondary deals, secondary directs, fund recapitalizations and special situation investments. The Company’s capital structure consists of Equity Shares.

### About the Manager

JPEL Private Equity Limited is managed by FCF JPEL Management LLC, an affiliate of Fortress Investment Group LLC (“Fortress”). Founded in 1998, Fortress manages assets on behalf of over 1,750 institutional clients and private investors worldwide across a range of credit, real estate, permanent capital and private equity investment strategies. Fortress was acquired by Softbank Group Corp (9984: Tokyo) (“Softbank”) on December 27, 2017 and operates as an independent business within Softbank.

	USD Equity Share
Ticker	JPEL
Sedol*	BMDQPC5
ISIN*	GG00BMDQPC56
Currency	USD
No. of Shares at 31 October 2020	129.1 mm

\* Does not reflect the new ISIN / SEDOL that went into effect on 1 April 2020.

### JPEL INVESTOR RELATIONS

[JPELClientService@fortress.com](mailto:JPELClientService@fortress.com)

#### Footnotes

- 1 Total Leverage Ratio calculated as Credit Facility divided by Total Assets
- 2 Diversification charts are based on Investments at Market Value as of 31 October 2020 unless otherwise indicated

#### Disclosure

**Private Equity Risks:** Private Equity Funds invest exclusively or almost entirely in financial instruments issued by companies that are not listed (or take-over publicly listed companies with a view to delisting them). Investment in private equity funds is typically by way of commitment (i.e. whereby an investor agrees to commit to invest a certain amount in the fund and this amount is drawn down by the fund as and when it is needed to make private equity investments). The Company's interests in a private equity fund will consist primarily of capital commitments to, and capital contributions in various forms to, funds managed by third parties which make investments pursuant to private equity strategies which involve a high level of risk and uncertainty. Except for certain secondary funds, private equity funds will have no operating history upon which to evaluate their likely performance. Historical performance of private equity funds is not a guarantee or prediction of their future performance. Investments in private equity funds are often illiquid and investors such as the Company seeking to realise their holdings can experience significant delays, if realisation is possible at all, and fluctuations in value.

This document does not constitute an offer to sell, or a solicitation of an offer to buy, any security and may not be relied upon in connection with the purchase or sale of any security. Any such offer would only be made by means of formal offering documents.

In all cases where historical performance is presented, please note that past performance is not a reliable indicator of future results and should not be relied upon in connection with any investment decision. Unless otherwise indicated, performance figures presented herein are gross figures. Net performance figures will be lower due to the deduction of management fees and other Company expenses.

This document contains certain forward-looking statements with respect to the portfolio of investments of the Company. These statements and forecasts involve risk and uncertainty because they relate to events and depend upon circumstances that may or may not occur in the future. There are a number of factors that could cause actual results or developments to differ materially from those expressed or implied by these forward-looking statements and forecasts. Accordingly, you should not place undue reliance on any forward-looking statements contained in this document.

Any forecasts, figures, opinions, statements of financial market trends or investment techniques and strategies expressed are those of the Manager, unless otherwise stated, as of the date of issuance. They are considered to be reliable at the time of writing, but no warranty as to the accuracy, and reliability or completeness in respect of any error or omission is accepted. They may be subject to change without further notification.

The information contained in this document has not been verified. No responsibility, liability or obligation (whether in contract, tort or otherwise) is accepted by the Company or the Manager or by any of their respective officers, employees, agents or affiliates as to or in relation to this document (including the accuracy, completeness or sufficiency thereof) or any other written or oral information or any errors contained therein or omissions therefrom, made available by the Company or the Manager and any such liability is expressly disclaimed.

Investments in Alternative Investment Funds (AIF's) involve a high degree of risks, including the possible loss of the original amount invested. The value of investments and the income from them may fluctuate in accordance with market conditions and taxation agreements. Changes in exchange rates may have an adverse effect on the value, price or income of the product(s) or underlying investment. Both past performance and yield may not be a reliable guide to future performance. There is no guarantee that any forecast will come to past.

The Company is generally a passive investor and has limited powers under the governing documents of the funds in which it holds interests. The funds concerned are, within certain broad parameters, generally authorised to follow broad investment guidelines and, subject thereto, are able to invest in geographies, industries and investment opportunities at their discretion. The Company does not review each proposed investment and is, subject to certain limited exceptions, unable to refuse to meet a call without suffering the consequences of a default. There can be no assurance that the strategies adopted by general partners or managers of the funds in which the Company holds interests will be successful or that the portfolio companies of such funds, or the Company's investments generally, will appreciate in value. The Company cannot make claims against general partners or managers of the funds in which the Company invests even in cases of poor performance except in very limited circumstances typically involving severe culpability on the part of the general partner or manager. The Company's recourse in the event of poor performance of the funds concerned is highly restricted.

The Company is dependent on certain information from third parties such as fund managers in relation to its investments. Those third parties (including fund managers) are themselves dependent on information made available by the management of relevant portfolio companies and/or investments. This information is necessarily limited, subjective and depends on the accuracy of judgments by the underlying companies, many of which are unquoted and not publicly traded and by the managers of the funds.

The Company's underlying portfolio of companies consists predominantly of unquoted companies. Market quotations are therefore not available for most of the Company's underlying portfolio companies. While the Company will make determinations in good faith as to the fair value of those investments, valuations (particularly valuations of investments for which market quotations are unavailable) are inherently uncertain, may fluctuate over short periods of time and may be based on estimates. As a consequence, determinations of fair value may differ materially from values that would have resulted if a ready market had existed. In addition, the fair value of investments reported by the Company may be higher than the values which are ultimately realised upon the disposal of the investments. The Company cannot make any assurance that the funds in which it has interests will be able to realise the unrealised investment values that are presented in this document or otherwise.

The information contained in this report is derived from the Company's books and records and is as of the date stated above. The unquoted investments in funds are valued in accordance with International Private Equity and Venture Capital Valuation Guidelines (IPEVCG) and other policies adopted by the Company.