

BACIT Limited

31 December 2012

BACIT targets attractive medium to long term returns by investing in leading long-only and alternative investment funds with proven managers and across multiple asset classes. The composition of the investment portfolio will vary over time in terms of asset classes, strategies, managers and funds; BACIT intends to be invested in at least 15 distinct investment funds or managed account strategies over time. Further, BACIT may invest up to 1% of NAV each year to acquire interests in drug development and medical innovation projects undertaken by the Institute of Cancer Research.

BACIT invests only where the relevant investment manager provides investment capacity on a "gross return" basis, meaning that BACIT and its subsidiaries (the "Group") do not bear the impact of management or performance fees on its investments. This is achieved by the relevant manager or fund agreeing not to charge management or performance fees, by rebating or donating to the Group any management or performance fees charged or otherwise arranging for the Group to be compensated so as effectively to increase its investment by the amount of any such fees. BACIT does not charge its investors fees. However, it donates 1% of NAV each year to charity (50% to the Institute of Cancer Research and 50% to the BACIT Foundation).

PERFORMANCE

as at 31 December	1M	3M	YTD
BACIT Limited			
Share Price	1.43%	N/A	6.25%
NAV Per Share	2.35%	N/A	2.90%
MSCI World GBP	1.75%	2.06%	13.18%
FTSE All-Share Index	0.92%	3.15%	8.24%
HFRIFOF Index	1.35%	1.49%	5.77%

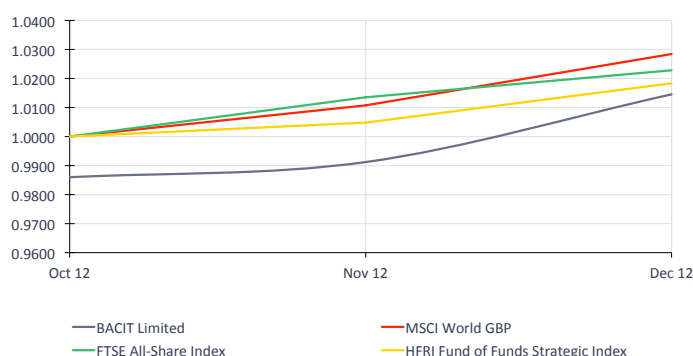
KEY DETAILS

Net Assets	£209.7m
Inception Date	26 October 2012
Shares in Issue	206,734,775
NAV Per Share(£)	1.0145
Share Price (Mid Market) (£)	1.0625
Management Fee	0%
Performance Fee	0%
Annual Donation (% of NAV)	1%
Financial Year End	31 st March
SEDOL	B8P59C0
ISIN	GG00B8P59C08
Bloomberg Ticker	BACT:LN

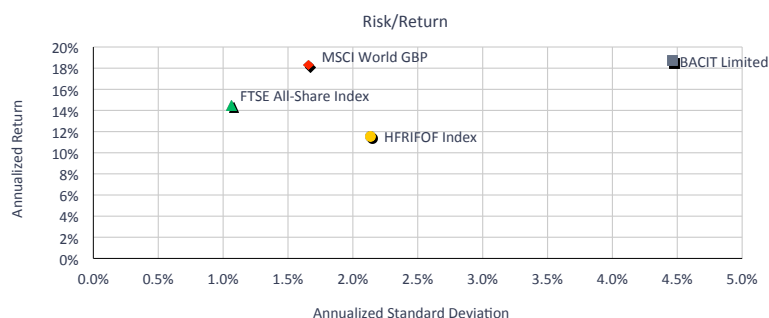
COMPANY INFORMATION

Structure	Closed End Investment Company
Domicile	Guernsey
Listing	London Stock Exchange
Website	www.bacittd.com
Investment Manager	BACIT GP Limited
Administrator	Northern Trust International
Custodian	Northern Trust (Guernsey) Ltd
Registrar	Capita Registrars (Guernsey) Limited Shareholder Inquiries UK: 0871 664 0321 Rest of World: +44 20 8639 3399
Corporate Broker	J.P. Morgan Cazenove

NAV PER SHARE VERSUS INDICES SINCE INCEPTION



RISK/RETURN VERSUS INDICES SINCE INCEPTION



TOP 10 HOLDINGS

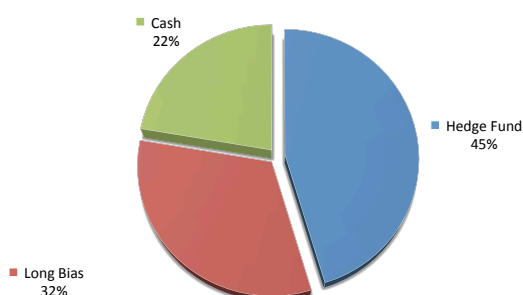
Fund	Manager	Asset Class	Strategy	% of NAV
1 CG Portfolio Fund plc Dollar Fund	CG Asset Management	Long Bias	Fixed Inc	7.6%
2 Maga Smaller Companies Fund	Otus Capital	Hedge Fund	Equity Hedge	6.0%
3 Majedie Asset UK Equity	Majedie Asset Management	Long Bias	Equity	5.9%
4 BlackRock UK Special	BlackRock	Long Bias	Equity	4.9%
5 AIMS Diversified Fund	Armajaro	Hedge Fund	Commodity	4.2%
6 Chenavari Multi Strategy	Chenavari Investment Managers	Hedge Fund	Credit	3.7%
7 Polygon Mining Fund	Polygon Investment Partners	Hedge Fund	Commodity	3.6%
8 SW Mitchell European Fund	SW Mitchell	Hedge Fund	Equity Hedge	3.5%
9 Cumulus Energy	Cumulus	Hedge Fund	Commodity	3.3%
10 Polar Capital Japan Large Cap Fund	Polar Capital	Long Bias	Equity	3.2%
Total				45.8%

PERFORMANCE

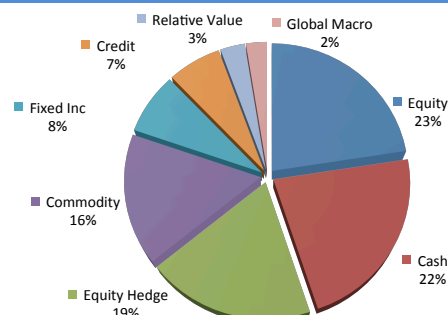
	Jan	Feb	Mar	Apr	May	Jun	Jul	Aug	Sep	Oct	Nov	Dec	YTD
2012											0.53%	2.35%	2.90%

BACIT Limited

ASSET ALLOCATION (% OF NAV)

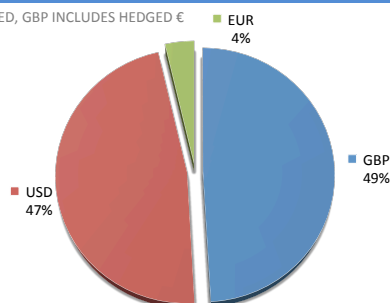


FUND STRATEGY ALLOCATION (% OF NAV)

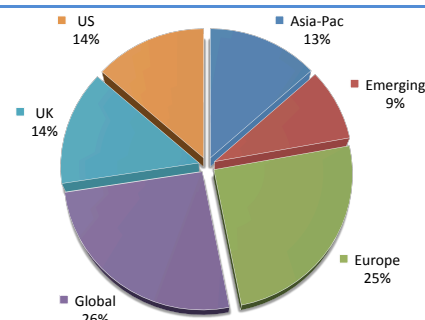


DENOMINATION OF INVESTMENTS (% OF NAV)

US\$ UNHEDGED, GBP INCLUDES HEDGED €



STRATEGY GEOGRAPHICAL FOCUS (% OF NAV)



NAV PERFORMANCE ANALYSIS

Inception	October 2012
NAV (£m)	£209.7m
1 Month Return	2.35%
3 Months Return	N/A
YTD Return	2.90%
Last 12 Months Return	N/A
Annualized Return Since Inception	18.69%
Annualised Volatility Since Inception	4.46%
Sharpe Ratio	3.9
Sortino Ratio	
Best Month	2.35%
Worst Month	0.53%
% Positive Months	100%
Largest Drawdown	0.00%

ALLOCATION POLICY

Asset Class	Current	Limit	% of Limit
Hedge Fund	45%	80%	57%
Equity	23%	50%	45%
Manager	Polygon Investment Partners	10%	30%
Fund	CG Portfolio Fund plc Dollar Fund	8%	20%

INDEX ANALYSIS

	MSCI World GBP	FTSE All- Share Index	HFRIFOF Index
Alpha	N/A	N/A	N/A
Beta	N/A	N/A	N/A
Correlation	N/A	N/A	N/A
Outperformance in Down Markets	N/A	N/A	N/A

DATA SOURCES:

Data has been sourced from Bloomberg, Northern Trust, the Company's administrator, and the underlying funds.

IMPORTANT INFORMATION AND LEGAL DISCLAIMER

This fact sheet contains information regarding BACIT Limited's (the "Company's") performance and outlook. The information contained in the fact sheet is unaudited, and the reported NAVs of the underlying funds may have been subject to deductions in respect of management and performance fees which will not apply to the Company's investment. This fact sheet is provided for information purposes only and does not constitute an invitation or offer to subscribe for or purchase shares in the Company. The material provided is not intended to provide a sufficient basis on which to make an investment decision. Past performance is no guarantee of future returns and estimated results, performance or achievements may materially differ from actual results. All investments are subject to risk. Prospective investors are advised to seek expert legal, financial, tax and other professional advice before making any investment decisions.

Information and opinions presented in the material contained on these pages relating to the Company and its investments have been obtained or derived from sources believed by the Company to be reliable, but the Company makes no representation as to their accuracy or completeness. Except as required by applicable law, the Company expressly disclaims any obligations to update or revise such estimates to reflect any change in expectations, new information, subsequent events or otherwise.