

## IMPORTANT NOTICE

### NOT FOR DISTRIBUTION TO ANY PERSON OR ADDRESS IN THE UNITED STATES.

**IMPORTANT: You must read the following before continuing.** The following applies to the note offering circular dated 22 February 2021 (the “**Note Offering Circular**”, and together with the offering circular dated 20 February 2020, the “**Offering Circular**”) following this page, and you are therefore advised to read this carefully before reading, accessing or making any other use of the Offering Circular. In accessing the Offering Circular, you agree to be bound by the following terms and conditions, including any modifications to them any time you receive any information from us as a result of such access.

NOTHING IN THIS ELECTRONIC TRANSMISSION CONSTITUTES AN OFFER OF SECURITIES FOR SALE IN THE UNITED STATES OR ANY OTHER JURISDICTION WHERE IT IS UNLAWFUL TO DO SO. THE SECURITIES HAVE NOT BEEN, AND WILL NOT BE, REGISTERED UNDER THE U.S. SECURITIES ACT OF 1933, AS AMENDED (THE “**SECURITIES ACT**”), OR THE SECURITIES LAWS OF ANY STATE OF THE U.S. OR OTHER JURISDICTION AND THE SECURITIES MAY NOT BE OFFERED OR SOLD WITHIN THE U.S., EXCEPT PURSUANT TO AN EXEMPTION FROM, OR IN A TRANSACTION NOT SUBJECT TO, THE REGISTRATION REQUIREMENTS OF THE SECURITIES ACT AND APPLICABLE STATE OR LOCAL SECURITIES LAWS.

THE OFFERING CIRCULAR MAY NOT BE FORWARDED OR DISTRIBUTED TO ANY OTHER PERSON AND MAY NOT BE REPRODUCED IN ANY MANNER WHATSOEVER, AND IN PARTICULAR, MAY NOT BE FORWARDED TO ANY U.S. ADDRESS. ANY FORWARDING, DISTRIBUTION OR REPRODUCTION OF THIS DOCUMENT IN WHOLE OR IN PART IS UNAUTHORISED. FAILURE TO COMPLY WITH THIS DIRECTIVE MAY RESULT IN A VIOLATION OF THE SECURITIES ACT OR THE APPLICABLE LAWS OF OTHER JURISDICTIONS. ANY INVESTMENT DECISION SHOULD BE MADE ON THE BASIS OF THE TERMS AND CONDITIONS OF THE SECURITIES AND THE INFORMATION CONTAINED IN THE OFFERING CIRCULAR. IF YOU HAVE GAINED ACCESS TO THIS TRANSMISSION CONTRARY TO ANY OF THE FOREGOING RESTRICTIONS, YOU ARE NOT AUTHORISED AND WILL NOT BE ABLE TO PURCHASE ANY OF THE SECURITIES DESCRIBED THEREIN.

**Confirmation of your Representation:** The Offering Circular is being sent at your request and by accepting the e-mail and accessing the Offering Circular, you shall be deemed to have represented to us that the electronic mail address that you gave us and to which this e-mail has been delivered is not located in the U.S. and that you consent to the delivery of such Offering Circular by electronic transmission.

You are reminded that the Offering Circular has been delivered to you on the basis that you are a person into whose possession the Offering Circular may be lawfully delivered in accordance with the laws of the jurisdiction in which you are located and you may not, nor are you authorised to, deliver the Offering Circular to any other person.

The materials relating to any offering of securities described in the Offering Circular do not constitute, and may not be used in connection with, an offer or solicitation in any place where offers or solicitations are not permitted by law. If a jurisdiction requires that the offering be made by a licensed broker or dealer and the Managers (as defined below) or any affiliate of the Managers is a licensed broker or dealer in that jurisdiction, the offering shall be deemed to be made by the Managers or such affiliate on behalf of the Company in such jurisdiction.

The Offering Circular has been sent to you in an electronic form. You are reminded that documents transmitted via this medium may be altered or changed during the process of electronic transmission and consequently none of Barclays Bank PLC, The Hongkong and Shanghai Banking Corporation Limited, MUFG Securities Asia Limited and Standard Chartered Bank (together, the “**Managers**”), nor any person who controls any of them, nor any director, officer, employee, nor any agent of any of them or affiliate of any such person accepts any liability or responsibility

whatsoever in respect of any difference between the Offering Circular distributed to you in electronic format and the hard copy version available to you on request from the Managers.

You are responsible for protecting against viruses and other destructive items. Your use of this e-mail is at your own risk and it is your responsibility to take precautions to ensure that it is free from viruses and other items of a destructive nature.

To the fullest extent permitted by law, none of the Managers, nor any person who controls any of them, nor any director, officer, employee, nor any agent of any of them or affiliate of any such person accepts any responsibility for the contents of the Offering Circular or for any other statement, made or purported to be made by the Managers or by any person who controls any of them, or by any director, officer, employee or agent of each of them or affiliate of any such person in connection with the Company, or the Notes. The Managers accordingly disclaim all and any liability whether arising in tort or contract or otherwise which any of them might otherwise have in respect of the Offering Circular or any such statement.

Under applicable Indian laws, foreign branches and subsidiaries of Indian banks are permitted to invest in the Notes.

The Offering Circular has not been and will not be registered, produced or made available as an offer document (whether as a prospectus in respect of a public offer or an information memorandum or private placement offer letter or other offering material in respect of any private placement or public issue under the Indian Companies Act, 2013, and the rules framed thereunder, each as amended from time to time, or any other applicable Indian securities laws) with any Registrar of Companies of India or the Securities and Exchange Board of India or the Reserve Bank of India or any other statutory or regulatory body of like nature in India. In addition, holders and beneficial owners shall be responsible for compliance with restrictions on the ownership of the Notes imposed from time to time by applicable laws or by any statutory or regulatory authority or otherwise. In this context, holders and beneficial owners of Notes shall be deemed to have acknowledged, represented and agreed that such holders and beneficial owners are eligible to purchase the Notes under applicable laws and regulations and are not prohibited under any applicable securities laws or regulations from acquiring, owning or selling the Notes. Potential investors should seek independent advice and verify compliance with Financial Action Task Force (“**FATF**”) and the International Organisation of Securities Commission’s (“**IOSCO**”) requirements prior to any purchase of the Notes. Multilateral financial institutions and regional financial institutions from FATF compliant countries can purchase Notes. The holders and beneficial owners of Notes shall be deemed to confirm that for so long as they hold any Notes, they will meet the FATF and IOSCO requirements in all respects. Foreign branches or subsidiaries of Indian banks, subject to applicable prudential norms, can participate as arrangers, underwriters, market-makers or traders for Notes.

**REC Limited**  
**(formerly known as Rural Electrification Corporation Limited)**  
*(incorporated with limited liability in the Republic of India)*



**U.S.\$500,000,000 2.25 per cent. Notes due 2026**  
**issued pursuant to the U.S.\$7,000,000,000 Global Medium Term Note Programme**

**Issue Price: 99.728 per cent.**

The U.S.\$500,000,000 2.25 per cent. Notes due 2026 (the “Notes”) will be issued by REC Limited (the “Issuer” or the “Company”), pursuant to its U.S.\$7,000,000,000 Global Medium Term Note Programme (the “Programme”). The Notes will bear interest at the rate of 2.25 per cent. per annum from and including 1 March 2021 (the “Issue Date”) up to but excluding 1 September 2026 and interest will be payable semi-annually on 1 March and 1 September of each year, commencing on 1 September 2021 (the “Offering”). The Notes will mature on 1 September 2026. Prior to maturity, the Notes may be redeemed by the Issuer, in whole, but not in part, in the event of certain changes in Indian tax law. See “Terms and Conditions of the Notes” of the Original Offering Circular (as defined below) (the “Conditions”).

The Notes will constitute direct, unconditional and (subject to the provisions of Condition 4) unsecured obligations of the Issuer and (subject to the provisions of Condition 4) rank and will rank *pari passu*, without any preference among themselves, with all other outstanding unsecured and unsubordinated obligations of the Issuer, present and future, but, in the event of insolvency, only to the extent permitted by applicable laws relating to creditors’ rights.

Application has been made to the Singapore Exchange Securities Trading Limited (the “SGX-ST”) for the listing of and quotation for the Notes on the Official List of the SGX-ST. The SGX-ST assumes no responsibility for the correctness of any of the statements made or opinions expressed or reports contained herein. Admission to the SGX Official List of the SGX-ST and quotation of the Notes on the SGX-ST are not to be taken as an indication of the merits of the Company, our subsidiaries, our associated companies or the Notes. For so long as any Notes are listed on the SGX-ST and the rules of the SGX-ST so require, such Notes will be traded on the SGX-ST in a minimum board lot size of S\$200,000 or its equivalent in other currencies.

Application has been made to the London Stock Exchange for the Notes to be admitted to London Stock Exchange’s International Securities Market (the “ISM”). The ISM is not a regulated market for the purposes of Directive 2004/39/EC. **The ISM is a market designated for professional investors. Securities admitted to trading on the ISM are not admitted to the Official List of the UK Listing Authority. The London Stock Exchange has not approved or verified the contents of the Note Offering Circular.**

Application has been made to the Global Securities Market (GSM) of the India International Exchange IFSC Limited (the “India INX”) for the Notes to be admitted to trading on the India INX. The India INX has not approved or verified the contents of the listing particulars.

Application has been made to NSE IFSC Limited (the “NSE IFSC”) for the Notes to be admitted to trading on the NSE IFSC. The NSE IFSC has not approved or verified the contents of the listing particulars.

**Investing in the Notes involves risks. See “Risk Factors” in the Original Offering Circular and “Supplementary Risk Factors” in this Note Offering Circular for a discussion of certain factors to be considered in connection with an investment in the Notes.**

The Notes have not been and will not be registered under the U.S. Securities Act of 1933, as amended (the “Securities Act”) or with any securities regulatory authority of any state or other jurisdiction of the United States and may not be offered or sold in the United States except pursuant to an exemption from, or in a transaction not subject to, the registration requirements of the Securities Act and any applicable state or local securities laws. The Notes will be offered outside the United States in reliance on Regulation S under the Securities Act and evidenced by a Registered Global Note deposited with a common depository for Euroclear Bank SA/NV (“Euroclear”) and Clearstream Banking S.A. (“Clearstream, Luxembourg”), and registered in the name of a nominee of such common depository. It is expected that delivery of each Registered Global Note in relation to the Notes will be made on 1 March 2021 or such later date as may be agreed (the “Issue Date”) by the Issuer and the Managers.

This Note Offering Circular has not been and will not be registered, produced or made available to all as an offer document (whether as a prospectus, or an information memorandum or private placement offer letter or other offering material in respect of any private placement under the Indian Companies Act, 2013 and the rules framed thereunder or any other applicable Indian securities laws) with the Registrar of Companies of India or the Securities and Exchange Board of India or any other statutory or regulatory body of like nature in India, save and except for any information from any part of this Note Offering Circular which is mandatorily required to be disclosed or filed in India under any applicable Indian securities laws or pursuant to the directives of any statutory, regulatory and adjudicatory body in India.

This Note Offering Circular has not been and will not be reviewed or approved by any regulatory or statutory authority in India, including, but not limited to, the Securities and Exchange Board of India, the Reserve Bank of India, any Registrar of Companies or any stock exchanges in India. This Note Offering Circular and the Notes are not and should not be construed as an advertisement, invitation, offer or sale of any securities whether to the public or by way of private placement to any person resident in India. The Notes have not been and will not be, offered or sold to any person resident in India. If you purchase any of the Notes, you will be deemed to have acknowledged, represented and agreed that you are eligible to purchase the Notes under applicable laws and regulations and that you are not prohibited under any applicable laws or regulations from acquiring, owning or selling the Notes. See “Subscription and Sale” of the Original Offering Circular.

In accordance with applicable provisions of Indian regulations (a) only investors (being residents, including individuals) from jurisdictions that are Financial Action Task Force (“FATF”) or International Organisation of Securities Commission (“IOSCO”) compliant; or (b) multilateral or regional financial institutions where India is a member country; or (c) foreign branches or subsidiaries of Indian banks (except that: (i) such foreign branches or subsidiaries of Indian banks can only subscribe to notes denominated in freely convertible currency other than Indian Rupee and (ii) Rupee denominated Notes can only be subscribed by such foreign branches or subsidiaries of Indian banks in their capacity as underwriters or arrangers or market makers or traders, subject to compliance with applicable prudential norms); and in compliance with other requirements as may be specified by the RBI from time to time in relation to external commercial borrowings by Indian entities and are not otherwise prohibited under any applicable law or regulation from acquiring, owning or selling the Notes, are eligible to subscribe for the Notes.

The Notes are expected to be rated “BBB-” by Fitch Ratings and “Baa3” by Moody’s Investors Service. A security rating is not a recommendation to buy, sell or hold securities and may be subject to suspension, reduction or withdrawal at any time by the assigning rating agency.

For the purposes of the Notes only, this note offering circular dated 22 February 2021 (the “Note Offering Circular”) is supplemental to, and should be read in conjunction with, the Offering Circular dated 20 February 2020 (the “Original Offering Circular”) and, together with this Note Offering Circular, the “Offering Circular”) prepared in connection with the Programme. Unless otherwise defined, capitalised terms used in this Note Offering Circular shall have the meanings given to them in the Original Offering Circular.

**Managers**

**Barclays**

**HSBC**

**MUFG**

**Standard Chartered Bank**

Note Offering Circular dated 22 February 2021

## **IMPORTANT NOTICE**

We accept responsibility for the information contained in this Note Offering Circular. Having taken all reasonable care to ensure that such is the case, the information contained in this Note Offering Circular (read together with the Original Offering Circular) is, to the best of our knowledge, in accordance with the facts and contains no omission likely to affect its import. We, having made all reasonable enquiries, confirm that this Note Offering Circular (read together with the Original Offering Circular) contains or incorporates all information which is material in the context of the Programme and the Notes, that the information contained or incorporated in this Note Offering Circular (read together with the Original Offering Circular) is true and accurate in all material respects and is not misleading, that the opinions and intentions expressed in this Note Offering Circular (read together with the Original Offering Circular) are honestly held and that there are no other facts the omission of which would make this Note Offering Circular (read together with the Original Offering Circular) or any of such information or the expression of any such opinions or intentions misleading. We accept responsibility accordingly.

This Note Offering Circular is to be read in conjunction with all documents which are deemed to be incorporated in it by reference. This Note Offering Circular shall be read and construed on the basis that those documents are incorporated and form part of this Note Offering Circular.

No person is or has been authorised by us to give any information or to make any representation not contained in or not consistent with this Note Offering Circular or any other information supplied in connection with the Programme or the Notes and, if given or made by any other person, such information or representation must not be relied upon as having been authorised by us, the Managers or the Agents (as defined in the Terms and Conditions of the Notes).

None of the Managers or the Agents has separately verified the information contained herein. Accordingly, no representation, warranty or undertaking, express or implied, is made and, to the fullest extent permitted by law, no responsibility or liability is accepted by the Managers, the Agents or any of their respective directors, officers, employees, agents or affiliates as to the accuracy or completeness of the information contained or incorporated in this Note Offering Circular, or for any other statement, made or purported to be made by the Managers or on their behalf in connection with us or the Programme or any other information provided by us in connection with the Programme. The Managers, the Agents and any of their respective directors, officers, employees, agents or affiliates accordingly disclaim all and any liability whether arising in tort or contract or otherwise (save as referred to above) which they might otherwise have in respect of this Note Offering Circular or any such statement.

Neither this Note Offering Circular (read together with the Original Offering Circular) nor any other information supplied in connection with the Programme or the Notes (i) is intended to provide the basis of any credit or other evaluation or (ii) should be considered as a recommendation by us, the Managers, the Agents or any of their respective directors, officers, employees, agents or affiliates that any recipient of this Note Offering Circular, the Original Offering Circular or any other information supplied in connection with the Programme or the Notes should purchase the Notes. Each investor contemplating purchasing the Notes should make its own independent investigation of the financial condition and affairs, and its own appraisal of the creditworthiness, of the Company. None of this Note Offering Circular, the Original Offering Circular nor any other information supplied in connection with the Programme or the issue of the Notes constitutes an offer or invitation by or on behalf of us or the Agents to any person to subscribe for or to purchase the Notes.

Neither the delivery of this Note Offering Circular or the Original Offering Circular nor the offering, sale or delivery of the Notes shall in any circumstances imply that the information contained herein concerning the Issuer is correct at any time subsequent to the date hereof or that any other information supplied in connection with the Programme is correct as of any time subsequent to the date indicated in the document containing the



same. The Managers and the Agents expressly do not undertake to review the financial condition or affairs of the Issuer during the life of the Programme or to advise any investor in the Notes of any information coming to their attention. Investors should review, *inter alia*, the most recently published documents incorporated by reference into this Note Offering Circular when deciding whether or not to purchase the Notes.

The Offering Circular does not constitute an offer to sell or the solicitation of an offer to buy any Notes in any jurisdiction to any person to whom it is unlawful to make the offer or solicitation in such jurisdiction. The distribution of the Offering Circular and the offer or sale of Notes may be restricted by law in certain jurisdictions. The Company, the Managers, the Agents, and each director, officer, employee, adviser, agent and affiliate of any such persons, do not represent that the Offering Circular may be lawfully distributed, or that the Notes may be lawfully offered, in compliance with any applicable registration or other requirements in any such jurisdiction, or pursuant to an exemption available thereunder, or assume any responsibility for facilitating any such distribution or offering. In particular, no action has been taken by the Company, any of the Managers or the Agents, and each director, officer, employee, adviser, agent and affiliate of any such persons, which would permit a public offering of any Notes or distribution of the Offering Circular in any jurisdiction where action for that purpose is required. Accordingly, no Notes may be offered or sold, directly or indirectly, and neither the Offering Circular nor any advertisement or other offering material may be distributed or published in any jurisdiction, except under circumstances that will result in compliance with any applicable laws and regulations. Persons into whose possession the Offering Circular or any Notes may come must inform themselves about, and observe, any such restrictions on the distribution of the Offering Circular and the offering and sale of Notes. In particular, there are restrictions on the distribution of the Offering Circular and the offer or sale of Notes in the United States, the United Kingdom, the European Economic Area, India, Singapore, Japan and Hong Kong. For more information, see “*Subscription and Sale*” in the Original Offering Circular.

**Singapore SFA Product Classification:** In connection with Section 309B of the Securities and Futures Act (Chapter 289) of Singapore (the “SFA”) and the Securities and Futures (Capital Markets Products) Regulations 2018 of Singapore (the “CMP Regulations 2018”), the Issuer has determined, and hereby notifies all relevant persons (as defined in Section 309A(1) of the SFA), that the Notes are ‘prescribed capital markets products’ (as defined in the CMP Regulations 2018) and Excluded Investment Products (as defined in MAS Notice SFA 04-N12: Notice on the Sale of Investment Products and MAS Notice FAA-N16: Notice on Recommendations on Investment Products).

In this Note Offering Circular, where information has been presented in millions or billions of units, amounts may have been rounded, in the case of information presented in millions, to the nearest ten thousand or one hundred thousand units or, in the case of information presented in billions, one, ten or one hundred million units. Accordingly, the totals of columns or rows of numbers in tables may not be equal to the apparent total of the individual items and actual numbers may differ from those contained herein due to rounding.

Save as disclosed in this Note Offering Circular, (i) there has been no significant change in the financial position of the Company since the date of the most recently published audited accounts for the nine months ended 31 December 2020, attached as an annexure in Annex A hereto, and (ii) there has been no material adverse change in the financial position or prospects of the Company since 31 December 2020.

Except as disclosed in the Offering Circular, there are no governmental, legal or arbitration proceedings (including any proceedings which are pending or threatened of which we are aware) which may have or have in the 12 months preceding the date of this document had a significant effect on the financial position or profitability of the Company.

## TABLE OF CONTENTS

	<b>Page</b>
PRICING SUPPLEMENT IN RELATION TO THE NOTES .....	1
SUPPLEMENTARY RISK FACTORS .....	6
USE OF PROCEEDS .....	9
CAPITALIZATION.....	10
RECENT DEVELOPMENTS.....	11
REGULATIONS AND POLICIES.....	21
TAXATION .....	35
SUMMARY OF SIGNIFICANT DIFFERENCES BETWEEN IFRS, INDIAN GAAP AND IND-AS.....	36
GENERAL INFORMATION .....	61
ANNEX A INDEX TO FINANCIAL STATEMENTS.....	F-1
ANNEX B ORIGINAL OFFERING CIRCULAR.....	B-1

## PRICING SUPPLEMENT IN RELATION TO THE NOTES

**Singapore SFA Product Classification:** In connection with Section 309B of the Securities and Futures Act (Chapter 289) of Singapore (the “SFA”) and the Securities and Futures (Capital Markets Products) Regulations 2018 of Singapore (the “CMP Regulations 2018”), the Issuer has determined, and hereby notifies all relevant persons (as defined in Section 309A(1) of the SFA), that the Notes are ‘prescribed capital markets products’ (as defined in the CMP Regulations 2018) and are Excluded Investment Products (as defined in MAS Notice SFA 04-N12: Notice on the Sale of Investment Products and MAS Notice FAA-N16: Notice on Recommendation on Investment Products.)

**Dated 22 February 2021**

**REC Limited (formerly known as Rural Electrification Corporation Limited)**

**Legal entity identifier (LEI): 335800B4YRYWAMIJZ374**

**Issue of U.S.\$500,000,000 2.25 per cent. notes due 2026**

**under the U.S.\$7,000,000,000 Global Medium Term Note Programme**

This document constitutes the Pricing Supplement relating to the issue of Notes described herein.

Terms used herein shall be deemed to be defined as such for the purposes of the Conditions set forth in the Offering Circular dated 20 February 2020 (the “Original Offering Circular”) and the Note Offering Circular dated 22 February 2021 (the “Note Offering Circular” and, together with the Original Offering Circular, the “Offering Circular”). This Pricing Supplement contains the final terms of the Notes and must be read in conjunction with the Offering Circular. This Pricing Supplement supplements the Offering Circular and supersedes the information in the Offering Circular to the extent inconsistent with the information included therein.

<b>1</b>	Issuer:	REC Limited (formerly known as Rural Electrification Corporation Limited)
<b>2</b>	(a) Series Number:	8
	(b) Tranche Number:	1
	(c) Date on which the Notes will be consolidated and form a single Series:	Not Applicable
<b>3</b>	Specified Currency or Currencies:	U.S. Dollars
<b>4</b>	Aggregate Nominal Amount:	
	(a) Series:	U.S.\$500,000,000
	(b) Tranche:	U.S.\$500,000,000
<b>5</b>	(a) Issue Price:	99.728 per cent. of the Aggregate Nominal Amount
	(b) Net proceeds:	U.S.\$498,640,000
<b>6</b>	(a) Specified Denominations:	U.S.\$200,000 and integral multiples of U.S.\$1,000 in excess thereof
	(b) Calculation Amount:	U.S.\$1,000
<b>7</b>	(a) Issue Date:	1 March 2021
	(b) Interest Commencement Date:	Issue Date

<b>8</b>	Maturity Date:	1 September 2026
<b>9</b>	Interest Basis:	2.25 per cent. Fixed Rate (further particulars specified below)
<b>10</b>	Redemption/Payment Basis:	Redemption at par
<b>11</b>	Change of Interest Basis or Redemption/Payment Basis:	Not Applicable
<b>12</b>	Put/Call Options:	Not Applicable
<b>13</b>	(a) Status of the Notes:	Senior
	(b) Date of board approval for issuance of Notes obtained:	25 March 2020
	(c) Date of regulatory approval/consent for issuance of Notes obtained:	Not Applicable
<b>14</b>	Listing:	SGX-ST, ISM, Global Securities Market (GSM) of the India INX and NSE IFSC
<b>15</b>	Method of distribution:	Syndicated

**PROVISIONS RELATING TO INTEREST (IF ANY) PAYABLE**

<b>16</b>	Fixed Rate Note Provisions:	Applicable
	(a) Rate(s) of Interest:	2.25 per cent. per annum payable semi-annually in arrear
	(b) Interest Payment Date(s):	1 March and 1 September in each year (commencing 1 September 2021) up to and including the Maturity Date
	(c) Fixed Coupon Amount(s):	U.S.\$11.25 per Calculation Amount
	(d) Broken Amount(s):	Not Applicable
	(e) Day Count Fraction:	30/360, unadjusted
	(f) Determination Date(s):	Not Applicable
	(g) Other terms relating to the method of calculating interest for Fixed Rate Notes:	None
<b>17</b>	Floating Rate Note Provisions	Not Applicable
<b>18</b>	Zero Coupon Note Provisions	Not Applicable
<b>19</b>	Index Linked Interest Note Provisions	Not Applicable
<b>20</b>	Dual Currency Interest Note Provisions	Not Applicable

**PROVISIONS RELATING TO REDEMPTION**

<b>21</b>	Issuer Call:	Not Applicable
<b>22</b>	Final Redemption Amount	U.S.\$1,000 per Calculation Amount

- 23 Early Redemption Amount payable on redemption for taxation reasons or on event of default: U.S.\$1,000 per Calculation Amount

#### GENERAL PROVISIONS APPLICABLE TO THE NOTES

- 24 Form of Notes: Registered Notes:  
Regulation S Global Note (U.S.\$500,000,000 nominal amount) registered in the name of a nominee for a common depositary for Euroclear and Clearstream, Luxembourg
- 25 Additional Financial Centres: Not Applicable
- 26 Talons for future Coupons to be attached to Definitive Notes in bearer form (and dates on which such Talons mature): No
- 27 Details relating to Partly Paid Notes: amount of each payment comprising the Issue Price and date on which each payment is to be made and consequences of failure to pay, including any right of the Issuer to forfeit the Notes and interest due on late payment: Not Applicable
- 28 Details relating to Instalment Notes: Not Applicable
- 29 Permitted Security Interest Date: Not Applicable
- 30 Other terms or special conditions: Not Applicable

#### DISTRIBUTION

- 31 (a) If syndicated, names of Managers: Barclays Bank PLC, The Hongkong and Shanghai Banking Corporation Limited, MUFG Securities Asia Limited and Standard Chartered Bank
- (b) Stabilising Manager(s) (if any): The Hongkong and Shanghai Banking Corporation Limited
- 32 If non-syndicated, name of relevant Dealer: Not Applicable
- 33 U.S. Selling Restrictions: Reg. S Category 1
- 34 Whether TEFRA D or TEFRA C rules applicable or TEFRA rules not applicable: TEFRA not applicable
- 35 Prohibition of Sales to EEA and UK Retail Investors: Not Applicable
- 36 Additional selling restrictions: **Restrictions on Sales to Investors in Canada:**  
Any distribution of the Notes in Canada will be made only on a private placement basis exempt from the requirement to file a prospectus with the securities regulatory authorities in each province of Canada

where trades of the Notes are made. Any resale of the Notes in Canada must be made under applicable securities laws which will vary depending on the relevant jurisdiction, and which may require resales to be made under available statutory exemptions or under a discretionary exemption granted by the applicable Canadian securities regulatory authority.

37 Additional U.S. Federal Income Tax Considerations: Not Applicable

#### **OPERATIONAL INFORMATION**

38 Any clearing system(s) other than DTC, Euroclear and Clearstream, Luxembourg and the relevant identification number(s): Not Applicable

39 Delivery: Delivery against payment

40 Additional Paying Agent(s) (if any): Not Applicable

41 ISIN: XS2306847232

42 Common Code: 230684723

43 CUSIP: Not Applicable

44 CINS: Not Applicable

45 CFI: DTFNFR

#### **PURPOSE OF PRICING SUPPLEMENT**

This Pricing Supplement comprises the final terms required for the issue and admission to trading on SGX-ST, ISM, Global Securities Market (GSM) of the India INX and NSE IFSC of the Notes described herein pursuant to the U.S.\$7,000,000,000 Global Medium Term Note Programme of REC Limited (formerly known as Rural Electrification Corporation Limited).

#### **STABILISATION**

In connection with this issue, The Hongkong and Shanghai Banking Corporation Limited (the “**Stabilisation Manager**”) (or persons acting on behalf of any Stabilisation Manager) may over-allot Notes or effect transactions with a view to supporting the market price of the Notes at a level higher than that which might otherwise prevail. However, stabilisation may not necessarily occur. Any stabilisation action may begin on or after the date on which adequate public disclosure of the terms of the offer of the Notes is made and, if begun, may cease at any time, but it must end no later than the earlier of 30 days after the issue date of the Notes and 60 days after the date of the allotment of the Notes. Any stabilisation action or overallotment must be conducted by the relevant Stabilisation Manager (or person(s) acting on behalf of any Stabilisation Manager) in accordance with all applicable laws and rules.

#### **INVESTMENT CONSIDERATIONS**

There are significant risks associated with the Notes including, but not limited to, counterparty risk, country risk, price risk and liquidity risk. Investors should contact their own financial, legal, accounting and tax advisers

about the risks associated with an investment in these Notes, the appropriate tools to analyse that investment, and the suitability of the investment in each investor's particular circumstances. No investor should purchase the Notes unless that investor understands and has sufficient financial resources to bear the price, market liquidity, structure and other risks associated with an investment in these Notes.

Before entering into any transaction, investors should ensure that they fully understand the potential risks and rewards of that transaction and independently determine that the transaction is appropriate given their objectives, experience, financial and operational resources and other relevant circumstances. Investors should consider consulting with such advisers as they deem necessary to assist them in making these determinations.

### **RESPONSIBILITY**

The Issuer accepts responsibility for the information contained in this Pricing Supplement.

The SGX-ST, ISM, Global Securities Market (GSM) of the India INX and NSE IFSC assume no responsibility for the correctness of any of the statements made, opinions expressed or reports contained in this Pricing Supplement. The admission of the Notes to the Official List of the SGX-ST, ISM, Global Securities Market (GSM) of the India INX and NSE IFSC are not to be taken as an indication of the merits of the Issuer, its subsidiaries, its associated companies, the Programme or the Notes.

Signed on behalf of the **Issuer**:

By: \_\_\_\_\_  
Duly authorized

## SUPPLEMENTARY RISK FACTORS

*On page 130 of the Original Offering Circular, the paragraph titled “We are currently engaged in foreign currency borrowings and we are likely to do so at increased levels in the future, which will expose us to fluctuations in foreign exchange rates and if we are unable to hedge the risk effectively, it could adversely affect our business, financial condition and results of operations.” shall be replaced with the following:*

***We are currently engaged in foreign currency borrowings and we are likely to do so at increased levels in the future, which will expose us to fluctuations in foreign exchange rates and if we are unable to hedge the risk effectively, it could adversely affect our business, financial condition and results of operations.***

As of 31 December 2020, we had foreign currency borrowings outstanding equal to Rs.507,092.8 million (on a non-consolidated basis) out of which 36.2 per cent. of our total non-consolidated borrowings were unhedged. We are likely to obtain additional foreign currency borrowings in the future. Although we believe that our foreign currency hedging with respect to our existing foreign currency borrowings is effective, there can be no assurance that it will remain effective or that we will enter into effective hedging with respect to any new foreign currency borrowings. We expect to increase our foreign currency borrowing in the future and therefore may be further exposed to fluctuations in foreign currency rates. Volatility in foreign exchange rates and our inability, if any, to hedge the risk effectively could adversely affect our business, financial condition and results of operations. For instance, due to the COVID-19 pandemic, there has been increased volatility in foreign exchange rates in recent months. With volatility in global financial markets expected to continue as the COVID-19 pandemic evolves, the ultimate effect of exchange rate fluctuations on our businesses is uncertain.

*On page 154 of the Original Offering Circular, the paragraph titled “An outbreak of an infectious disease or any other serious public health concerns in Asia or elsewhere could have a material adverse effect on our business, financial condition and results of operations.” shall be replaced with the following:*

***A global outbreak of an infectious disease such as COVID-19 or any other serious public health concerns in Asia or elsewhere could have a material adverse effect on our business, financial condition and results of operations and could cause the trading price of the Notes to decrease.***

The outbreak of a pandemic or an infectious disease in Asia or elsewhere or any other serious public health concern, such as swine influenza, around the world could have a negative impact on economies, financial markets and business activities worldwide and which in turn could have a material adverse effect on our business, financial condition and results of operations.

Since December 2019, there is an ongoing outbreak of the 2019 novel coronavirus (“COVID-19”) which has affected countries globally, with the World Health Organisation declaring the outbreak as a pandemic on 12 March 2020. There have been border controls, lockdowns and travel restrictions imposed by various countries, including India, as a result of the COVID-19 outbreak. Such outbreak of an infectious disease together with any resulting restrictions on travel and/or imposition of lockdown measures have resulted in protracted volatility in domestic and international markets and/or may result in a global recession and may adversely impact our operations, revenues, cashflows and profitability. A number of governments have revised gross domestic product growth forecasts for 2020 downwards in response to the economic slowdown caused by the spread of COVID-19, and it is possible that the outbreak of COVID-19 will cause a prolonged global economic crisis or recession.

A lockdown to contain the spread of COVID-19 had been in force in India since 24 March 2020 and had forced factories, shops and offices in India to close down, resulting in a fall in power consumption, as industrial,



trading, construction and many other economic activities have remained largely suspended. The lockdown has been relaxed in most of the parts of India. While we have not experienced any delinquencies in the payments from our borrowers, we may face delays associated with collection of payments from our clients, which are in the power infrastructure sector, due to economic slowdown caused by COVID-19, which may adversely affect our cashflows. This may be coupled with difficulty in accessing sources of financing as a consequence of volatility in domestic and international markets and/or a global recession. Further, we may also be required by the Government of India to provide loans to our clients at reduced rates, and/or restructure our loans to, or agree to moratoriums with them.

Various ministries and regulators, including the Reserve Bank of India (“**RBI**”), Ministry of Finance, Ministry of Corporate Affairs and SEBI implemented measures to minimise the compliance burden and impact of the economic slowdown and to protect the interest of investors during market volatility due to the COVID-19 pandemic. For instance, the RBI had permitted all commercial banks, co-operative banks, all-India financial institutions, and non-banking financial companies (including housing finance companies) to grant a moratorium of three months in respect of term loans made by them, on payment of all “instalments” falling due between 1 March 2020 and 31 May 2020. The RBI has, on 22 May 2020, allowed Lending Institutions to further extend the moratorium on instalments of term loans by another three months, from 1 June 2020 to 31 August 2020, along with a similar measure for deferment of interest for another three months on working capital facilities.

Further, in view of the economic disruption caused by the lockdown imposed to contain the COVID-19 outbreak, to facilitate liquidity flow in the power sector, the Ministry of Finance, Government of India, on 13 May 2020, as part of the economic stimulus package, mandated the Company and Power Finance Corporation Limited to infuse liquidity to the tune of Rs.900,000 million to enable electricity distribution companies (“**Discoms**”) for clearance of their outstanding dues as on 31 March 2020. Further, on September 2020, the Government of India allowed enhanced funding to Discoms for clearance of their outstanding dues as on 30 June 2020. Also, now the Government has allowed funding to Discoms in exemption of the working capital limits under the UDAY scheme. Thus, pursuant to the MoP order dated 2 September 2020, Discoms are now eligible for loans to clear outstanding dues of CPSU generation companies and transmission companies, IPPs and renewable energy generators up to 30 June 2020. The Company estimates that the total funding to the Discoms following the MoP order dated 2 September 2020 shall be approximately up to Rs.1,200,000 million. The loans shall be secured with unconditional and irrevocable guarantees by state governments covering the loan amounts along with interest and any other charges towards the loan. Under the scheme, loans will be given to the Discoms in two tranches, 50% of the sanctioned loan amount shall be considered in tranche-I and balance in tranche-II. The loans to the Discoms under tranche II are subject to progress achieved in implementation of conditions such as clearance of unpaid electricity dues and unpaid subsidies dues by the respective state governments, installation of smart meters and digital payments of electricity bill. For further details of other regulatory measures taken to mitigate the economic effects of COVID- 19, please see “*Regulations and Policies*” in this Note Offering Circular.

At this point, the extent to which COVID-19 may impact us is uncertain. However, the aforementioned factors and any other measures, which may be announced by the Government of India or the RBI, may have an adverse effect on our operating results, businesses, assets, financial condition, performance or prospects.

In addition, influenza A H5N1 has had a profound effect on the poultry industry and Nipah virus encephalitis, is an emerging infectious disease of public health importance in Asia. India’s southern state of Kerala was put under a lot of stress in May 2018 due to an outbreak of the Nipah virus. Asia is home to dynamic systems in which biological, social, ecological, and technological processes interconnect in ways that enable microbes to exploit new ecological niches. These processes include population growth and movement, urbanisation, changes in food production, agriculture and land use, water and sanitation, and the effect of health systems through generations of drug resistance.

We cannot predict the duration or scope of the COVID-19 pandemic or when operations will cease to be affected by it. To the extent the COVID-19 pandemic adversely affects our business and financial results, it may also have the effect of heightening many of the other risks described in the “*Risk Factors*” section of the Original Offering Circular, including those relating to cash flows.

We can give no assurance that the ongoing situation caused by the COVID-19 pandemic or a future outbreak of an infectious disease among humans or animals (if any) or any other serious public health concern will not have a material adverse effect on our business, financial condition and results of operations and potentially cause the trading price of the Notes to decrease.

## **USE OF PROCEEDS**

The proceeds from the issuance of the Notes will be applied by us to finance power projects in accordance with the approvals granted by the RBI and in accordance with the ECB Guidelines of India and the applicable laws.

## CAPITALIZATION

The following table sets forth our non-consolidated capitalization and indebtedness as of 31 December 2020. This table should be read in conjunction with our reviewed non-consolidated financial statement as of 31 December 2020 included elsewhere in this Offering Circular, and the notes presented therein.

	<b>As of 31 December 2020</b> <b>(unaudited but reviewed,</b> <b>non-consolidated)</b>	
	<i>(Rs. million)</i>	<i>(U.S.\$ million)<sup>(1)</sup></i>
<b>Debt securities:</b>		
- Secured	369,281.2	5,054.9
- Unsecured	1,894,005.5	25,926.2
Total	2,263,286.7	30,981.1
<b>Borrowings (other than debt securities):</b>		
- Secured	–	–
- Unsecured	802,456.8	10984.5
Total	802,456.8	10,984.5
<b>Subordinated Liabilities:</b>		
- Secured	–	–
- Unsecured	70,027.0	958.6
Total	70,027.0	958.6
<b>Total debt</b>	<b>3,135,770.5</b>	<b>42,924.2</b>
<b>Shareholders' funds:</b>		
- Issued and fully paid up capital <sup>(2)</sup>	19,749.2	270.3
- Reserves & surplus	397,739.6	5,444.5
<b>Total capital and reserves</b>	<b>417,488.8</b>	<b>5,714.8</b>
<b>Total capitalization</b>	<b>3,553,259.3</b>	<b>48,639.0</b>

Note:

- (1) U.S. dollar translations have been made using the exchange rate of U.S.\$1.00 = Rs.73.0536 as of 31 December 2020, based on the reference rate of the RBI prevailing at that date.
- (2) As of 31 December 2020, our authorized capital was Rs.50,000 million comprised of 5,000 million ordinary shares of Rs.10.00 each, of which 1,974.92 million shares were issued.

There has been no significant change to our total consolidated capitalization and indebtedness since 31 December 2020.

## RECENT DEVELOPMENTS

Save as disclosed in this Note Offering Circular, there has been no significant change in the financial position or trading position of the Company since 31 December 2020.

Except as disclosed in the Offering Circular, there are no governmental, legal or arbitration proceedings (including any proceedings which are pending or threatened of which the Company is aware) which may have or have in the 12 months preceding the date of this document had a significant effect on the financial position or profitability of the Company.

### **Comparison of certain line items in the Consolidated Financial Statements of the Company**

#### **For the nine months ended 31 December 2020 with the nine months ended 31 December 2019**

##### *Total Income*

Total income for the nine months ended 31 December 2020 increased by 18.8% from Rs.221,956.1 million for the nine months ended 31 December 2019 to Rs.263,596.4 million for the nine months ended 31 December 2020 mainly due to an increase in revenue from operations (see below for further details).

##### *Revenue from Operations*

Revenue from operations for the nine months ended 31 December 2020 increased by 18.8% from Rs.221,804.2 million for the nine months ended 31 December 2019 to Rs.263,412.2 million for the nine months ended 31 December 2020, mainly due to an increase in interest income (see below for further details).

##### *Interest Income*

Our interest income for the nine months ended 31 December 2020 increased by 17.9% from Rs.219,140.0 million for the nine months ended 31 December 2019 to Rs.258,418.7 million for the nine months ended 31 December 2020, primarily due to an increase in the interest on loan assets from Rs.217,311.7 million for the nine months ended 31 December 2019 to Rs.255,565.5 million for the nine months ended 31 December 2020 – which in turn was driven by an increased loan portfolio of the Company.

##### *Dividend Income*

Our dividend income for the nine months ended 31 December 2020 decreased by 56.8% from Rs.131.6 million for the nine months ended 31 December 2019 to Rs.56.9 million for the nine months ended 31 December 2020, primarily due to lower dividend income from the investee companies.

##### *Fees and Commission Income*

Our fees and commission for the nine months ended 31 December 2020 increased by 117.2% from Rs.289.6 million for the nine months ended 31 December 2019 to Rs.629.1 million for the nine months ended 31 December 2020, primarily due to an increase of prepayment premiums and agency charges received on implementation of government schemes from Rs.99.9 million and Rs.171.7 million, respectively for the nine months ended 31 December 2019 to Rs.207.7 million and Rs.252.9 million, respectively for the nine months ended 31 December 2020.

##### *Net gain on fair value changes*

Our net gain on fair value changes for the nine months ended 31 December 2020 increased by 256.0% from Rs.921.2 million for the nine months ended 31 December 2019 to Rs.3,279.3 million for the nine months ended 31 December 2020, primarily due to the Mark-to-Market (MTM) gain on outstanding derivative transactions.

#### *Other Income*

Our other income for the nine months ended 31 December 2020 increased by 21.3% from Rs.151.9 million for the nine months ended 31 December 2019 to Rs.184.2 million for the nine months ended 31 December 2020, primarily due to increase in miscellaneous receipts in the ordinary course of business.

#### *Total Expenses*

Our total expenses increased by 15.4% from Rs.158,372.2 million for the nine months ended 31 December 2019 to Rs.182,780.1 million for the nine months ended 31 December 2020, due to the reasons described below.

#### *Finance Costs*

Our finance costs for the nine months ended 31 December 2020 increased by 14.2% from Rs.140,510.8 million for the nine months ended 31 December 2019 to Rs.160,483.3 million for the nine months ended 31 December 2020, primarily due to an increase in interest costs on account of increased borrowings in line with the growth of our business. Interest on debt securities increased by 10.5% from Rs.113,032.5 million for the nine months ended 31 December 2019 to Rs.124,860.3 million for the nine months ended 31 December 2020, primarily due to increase in the outstanding amount of debt securities. Interest on borrowings increased by 7.2% from Rs.24,622.0 million for the nine months ended 31 December 2019 to Rs.26,405.5 million for the nine months ended 31 December 2020 primarily due to the increase in the outstanding amount of borrowings in the ordinary course of business.

#### *Net Translation/Transaction Exchange Loss*

Our net translation and transaction exchange loss decreased by 88.6% from Rs.10,251.5 million for the nine months ended 31 December 2019 to Rs.1,169.7 million for the nine months ended 31 December 2020 due to the adverse movements in the U.S.\$/INR exchange rates of Rs.2.1027 per U.S.\$1.00 during the nine months ended 31 December 2019 to favourable movement of Rs.2.3323 per U.S.\$1.00 during the nine months ended 31 December 2020.

#### *Fees and Commission Expense*

Our fees and commission expense decreased by 40.3% from Rs.149.5 million for the nine months ended 31 December 2019 to Rs.89.2 million for the nine months ended 31 December 2020 primarily due to lower debt servicing costs during the nine months ended 31 December 2020 as compared to the nine months ended 31 December 2019.

#### *Impairment on Financial Instruments*

Our impairment on financial instruments increased by 375.7% from Rs.3,629.3 million for the nine months ended 31 December 2019 to Rs.17,264.8 million for the nine months ended 31 December 2020, primarily due to the creation of incremental provisioning on the loan accounts.

#### *Employee Benefit Expenses*

Our employee benefit expenses decreased by 15.9% from Rs.1,472.6 million for the nine months ended 31 December 2019 to Rs.1,239.0 million for the nine months ended 31 December 2020, primarily due to employees superannuating at higher pay scales.

#### *Depreciation and Amortization*

Our depreciation and amortization expenses marginally decreased by 2.7% from Rs.82.1 million for the nine months ended 31 December 2019 to Rs.79.9 million for the nine months ended 31 December 2020, primarily due to a decrease in depreciation of property, plant and equipment and amortization on intangible assets.

#### *Corporate Social Responsibility Expenses*

Our corporate social responsibility expenses increased by 33.2% from Rs.828.7 million for the nine months ended 31 December 2019 to Rs.1,103.9 million for the nine months ended 31 December 2020, primarily due to an increase in direct expenditure on corporate social responsibility projects.

#### *Other Expenses*

Our other expenses decreased by 19.6% from Rs.962.0 million for the nine months ended 31 December 2019 to Rs.773.4 million for the nine months ended 31 December 2020, primarily due to lower business activity and lower travelling expenses during the period.

#### ***Profit for the period***

As a result of the foregoing, our profit for the period increased by 40.1% from Rs.44,982.8 million for the nine months ended 31 December 2019 to Rs.63,004.0 million for the nine months ended 31 December 2020.

#### **For the Fiscal 2020 with Fiscal 2019**

#### ***Total Income***

Total income for Fiscal 2020 increased by 18.0% from Rs.254,313.3 million in Fiscal 2019 to Rs.300,070.5 million in Fiscal 2020, mainly due to an increase in revenue from operations (see below for further details).

#### *Revenue from Operations*

Revenue from operations for Fiscal 2020 increased by 17.8% from Rs.253,990.2 million in Fiscal 2019 to Rs.299,297.8 million in Fiscal 2020, mainly due to an increase in interest income (see below for further details).

#### *Interest Income*

Our interest income for Fiscal 2020 increased by 18.8% from Rs.249,836.2 million in Fiscal 2019 to Rs.296,717.8 million in Fiscal 2020, primarily due to an increase in the interest on loan assets from Rs.247,279.0 million in Fiscal 2019 to Rs.294,223.3 million in Fiscal 2020 driven by an increased loan portfolio of the Company.

#### *Dividend Income*

Our dividend income for Fiscal 2020 increased by 81.3% from Rs.203.8 million in Fiscal 2019 to Rs.369.4 million in Fiscal 2020, primarily due to an increase in dividends declared by the companies in which the Company has equity investments.

#### *Fees and Commission Income*

Our fees and commission for Fiscal 2020 decreased by 82.7% from Rs.2,250.9 million in Fiscal 2019 to Rs.389.5 million in Fiscal 2020, primarily due to a decrease of prepayment premium and fee for implementation of government schemes during Fiscal 2020.

#### *Sale of Services*

Our sale of services for Fiscal 2020 increased by 7.2% from Rs.1,699.3 million in Fiscal 2019 to Rs.1,821.1 million in Fiscal 2020, primarily due to an increase in consultancy engineering services of REC PDCL which is one of our group companies that provides such consultancy engineering services.

#### *Other Income*

Our other income for Fiscal 2020 increased by 139.2% from Rs.323.1 million in Fiscal 2019 to Rs.772.7 million in Fiscal 2020, primarily due to increase of miscellaneous income from Rs.127.9 million in Fiscal 2019 to Rs.648.8 million in Fiscal 2020, driven by reimbursement of expenses by the Government of India.

### ***Total Expenses***

Our total expenses increased by 32.5% from Rs.173,508.4 million in Fiscal 2019 to Rs.229,862.1 million in Fiscal 2020, due to the reasons described below.

### ***Finance Costs***

Our finance costs for Fiscal 2019 increased by 21.4% from Rs.156,392.0 million in Fiscal 2019 to Rs.189,913.0 million in Fiscal 2020, primarily due to an increase in interest costs on account of increased borrowings. Interest on debt securities increased by 9.24% from Rs.138,103.4 million in Fiscal 2019 to Rs.150,858.1 million in Fiscal 2020, primarily due to increase in the outstanding debt securities. Interest on borrowings increased by 109.29% from Rs.16,303.3 million in Fiscal 2019 to Rs.34,121.5 million in Fiscal 2020 primarily due to an increase in the loans from the Government of India and loans from banks/financial institutions.

### ***Net Translation/Transaction Exchange Loss***

Our net translation and transaction exchange loss increased by 352.4% from Rs.5,211.9 million in Fiscal 2019 to Rs.23,579.0 million in Fiscal 2020 due to adverse movements in the U.S.\$/INR exchange rates from Rs.69.1713 per U.S.\$1.00 as at 31 March 2019 to Rs.75.3859 per U.S.\$1.00 as at 31 March 2020 and an increase in total foreign currency exposure from U.S.\$5.03 billion to U.S.\$6.81 billion from 31 March 2019 to 31 March 2020.

### ***Fees and Commission Expense***

Our fees and commission expense decreased by 26.0% from Rs.343.8 million in Fiscal 2019 to Rs.254.4 million in Fiscal 2020 primarily due to a decrease in other finance charges driven by lower fund servicing costs.

### ***Net Loss on Fair Value Charges***

Our net loss on fair value charges decreased by 92.6% from Rs.3,485.2 million in Fiscal 2019 to Rs.258.5 million in Fiscal 2020, primarily due to favourable changes in fair value of derivatives and fair value of short-term investment of surplus funds in mutual funds.

### ***Impairment on Financial Instruments***

Our impairment on financial instruments increased by 277.6% from Rs.2,434.9 million in Fiscal 2019 to Rs.9,194.9 million in Fiscal 2020, primarily due to incremental provisioning on the loan assets of the Company.

### ***Cost of Services Rendered***

Our cost of services rendered decreased by 15.9% from Rs.851.5 million in Fiscal 2019 to Rs.716.1 million in Fiscal 2020, primarily due to a decrease in project expenses undertaken by one of the group companies.

### ***Employee Benefit Expenses***

Our employee benefit expenses increased by 8.9% from Rs.1,773.7 million in Fiscal 2019 to Rs.1,931.5 million in Fiscal 2020, primarily due to increase in salaries and allowances due to periodic increments and promotions of the Company staff in the ordinary course of business.

### ***Depreciation and Amortization***

Our depreciation and amortization expenses increased by 42.0% from Rs.82.9 million in Fiscal 2019 to Rs.117.7 million in Fiscal 2020, primarily due to an increase in depreciation of property, plant and equipment and amortization on intangible assets.

### ***Corporate Social Responsibility Expenses***

Our corporate social responsibility expenses increased by 148.1% from Rs.1,044.9 million in Fiscal 2019 to Rs.2,592.9 million in Fiscal 2020, primarily due to an increase in disbursements for CSR projects.



### *Other Expenses*

Our other expenses decreased by 30.9% from Rs.1,887.6 million in Fiscal 2019 to Rs.1,304.1 million in Fiscal 2020, primarily due to lower publicity and promotion expenses of Rs.60.3 million in Fiscal 2020 as against Rs.832.2 million in Fiscal 2019.

### *Profit for the Fiscal Year*

As a result of the foregoing, our profit for the year decreased by 13.4% from Rs.57,413.8 million in Fiscal 2019 to Rs.49,722.7 million in Fiscal 2020.

### **Other Recent Developments**

#### *Corporate actions in respect of certain indirect wholly owned Subsidiaries*

Our Board of Directors, at its meeting held on 25 March 2020, approved the incorporation of seven project specific special purpose vehicles as wholly owned subsidiaries of REC Transmission Projects Company Limited, one of our wholly owned subsidiaries. These subsidiaries are proposed to be incorporated for the development of the following transmission projects allocated by the Ministry of Power, Government of India to us:

- Transmission system for evacuation of power from renewable energy projects in Osmanabad area (1 GW) in Maharashtra;
- Transmission system for evacuation of power from renewable energy projects in Rajgarh SEZ (2,500 MW) in Madhya Pradesh;
- Transmission scheme for a solar energy zone in Gadag (2,500 MW) in Karnataka;
- Transmission scheme for a solar energy zone in Bidar (2,500 MW) in Karnataka;
- Transmission system strengthening scheme for the evacuation of power from certain solar energy zones in Rajasthan (8.1 GW) under Phase II-Part A;
- Transmission system strengthening for the evacuation of power from certain solar energy zones in Rajasthan (8.1 GW) under Phase II-Part B; and
- Transmission system strengthening scheme for the evacuation of power from certain solar energy zones in Rajasthan (8.1 GW) under Phase-II- Part C.

We have incorporated these special purpose vehicles as per the details below:

<b><u>No.</u></b>	<b><u>Name of Special Purpose Vehicle</u></b>	<b><u>Name of Transmission Line</u></b>	<b><u>Date of Incorporation</u></b>
1.	Kallam Transmission Limited	Transmission system for evacuation of power from renewable energy projects in Osmanabad area (1 GW) in Maharashtra	28 May 2020
2.	Gadag Transmission Limited	Transmission scheme for a solar energy zone in Gadag (2,500 MW) in Karnataka	2 June 2020
3.	Bidar Transmission Limited	Transmission scheme for a solar energy zone in Bidar (2,500 MW) in Karnataka	8 June 2020
4.	Rajgarh Transmission Limited	Transmission system for evacuation of power from renewable energy projects in	6 June 2020

<b><u>No.</u></b>	<b><u>Name of Special Purpose Vehicle</u></b>	<b><u>Name of Transmission Line</u></b>	<b><u>Date of Incorporation</u></b>
		Rajgarh SEZ (2,500 MW) in Madhya Pradesh	
5	Ramgarh New Transmission Limited	Transmission system strengthening scheme for the evacuation of power from certain solar energy zones in Rajasthan (8.1 GW) under Phase II-Part A	26 June 2020
6	Fatehgarh Bhadla Transco Limited	Transmission system strengthening for the evacuation of power from certain solar energy zones in Rajasthan (8.1 GW) under Phase II-Part B	2 June 2020
7	Sikar New Transmission Limited	Transmission system strengthening scheme for the evacuation of power from certain solar energy zones in Rajasthan (8.1 GW) under Phase-II- Part C	11 June 2020

Our Board of Directors, at its meeting held on 17 June 2020, approved the proposal in respect of incorporation of special purpose vehicle for development of following transmission systems:

- Development of intra-state transmission work in M.P. through Tariff Based Competitive Bidding: PACKAGE-I and Development of intra-state transmission work in M.P. through Tariff Based Competitive Bidding: PACKAGE-II.

Accordingly, for these following two projects companies have been incorporated:

<b><u>Name of the Company</u></b>	<b><u>Date of Incorporation</u></b>
MP Power Transmission Package-I Limited	4 August 2020
MP Power Transmission Package-II Limited	20 August 2020

Our Board of Directors, at its meeting held on 4 February 2021, approved the proposal for sale and transfer of the entire shareholding in Fatehgarh Bhadla Transco Limited, Sikar New Transmission Limited and Ramgarh New Transmission Limited to Powergrid Corporation of India Limited, subject to obtaining necessary approval from the Ministry of Power, Government of India.

Additionally, the application for strike off in respect of Dinchang Transmission Limited, a company incorporated on 2 December 2015, was filed with Registrar of Companies of India on 10 August 2020 as the project was de-notified pursuant to the gazette notification dated 1 February 2019 and the approval of the Ministry of Power, Government of India in its order dated 31 March 2020. The company is currently under the process of striking off.

The Ministry of Corporate Affairs, Government of India, pursuant to its order dated 5 February 2021, approved the amalgamation scheme of REC Transmission Projects Company Limited with REC Power Distribution Company Limited. The amalgamation came into effect on 6 February 2021.

***Changes to our Board of Directors***

<b><u>Name</u></b>	<b><u>Designation</u></b>	<b><u>Date of Appointment</u></b>	<b><u>Date of Completion of Tenure</u></b>	<b><u>Reason</u></b>
Dr. Bhagvat Kisanrao Karad	Part-time non-official Independent Director	17 July 2018	11 March 2020	Ceased to be a Director with effect from 12 March 2020.
Shri. Praveen Kumar Singh	Nominee Director - Power Finance Corporation Limited	18 June 2019	Continuing	Appointed pursuant to a notification by the Ministry of Power, Government of India.
Shri Mritunjay Kumar Narayan	Nominee Director – Government of India	2 September 2019	5 November 2020	Ceased to be a Director with effect from 6 November 2020.
Shri Ajeet Kumar Agarwal	Director (Finance) Chairman and Managing Director	1 August 2012 6 March 2019	31 May 2020	Ceased to be the Chairman and Managing Director and the Director (Finance) with effect from 1 June 2020.
Shri Sanjeev Kumar Gupta	Director (Technical)	16 October 2015	Continuing	Appointed pursuant to a notification by the Ministry of Power, Government of India. Ministry of Power, Government of India extended tenure of Shri Sanjeev Kumar Gupta as Director (Technical) in REC Limited with effect from 16 October 2020 to 31 October 2021, being the date of his superannuation or until further orders, whichever is earlier.
Shri Ajoy Choudhury	Director (Finance)	1 June 2020	Continuing	Appointment pursuant to a notification by the Ministry of Power, Government of India.
Shri Tanmay Kumar	Nominee Director – Government of India	5 November 2020	Continuing	Appointment pursuant to a notification by the Ministry of Power, Government of India.

<u>Name</u>	<u>Designation</u>	<u>Date of Appointment</u>	<u>Date of Completion of Tenure</u>	<u>Reason</u>
Shri Sanjay Malhotra	Chairman and Managing Director	9 November 2020	Continuing	Appointment pursuant to a notification by the Ministry of Power, Government of India.

### ***Reconstitution of committees***

Due to the changes in our Board of Directors, the board-level committees have been reconstituted and the various board committees as of 17 February 2021 are as follows:

<u>Name of the Committee</u>	<u>Name of the Committee Member &amp; Designation</u>	<u>Position in the Board/Committee</u>
Audit Committee	• Shri Tanmay Kumar, IAS, <i>Government Nominee Director</i>	Chairperson
	• Shri Sanjeev Kumar Gupta, <i>Director (Technical)</i>	Member
	• Shri Praveen Kumar Singh, <i>PFC Nominee Director</i>	Member
Stakeholders' Relationship Committee	• Shri Praveen Kumar Singh, <i>PFC Nominee Director</i>	Chairperson
	• Shri Sanjeev Kumar Gupta, <i>Director (Technical)</i>	Member
	• Shri Ajoy Choudhury, <i>Director (Finance)</i>	Member
Risk Management Committee	• Shri Sanjeev Kumar Gupta, <i>Director (Technical)</i>	Member
	• Shri Ajoy Choudhury, <i>Director (Finance)</i>	Member
CSR Committee	• Shri Sanjeev Kumar Gupta, <i>Director (Technical)</i>	Chairperson
	• Shri Ajoy Choudhury, <i>Director (Finance)</i>	Member
	• Shri Praveen Kumar Singh, <i>PFC Nominee Director</i>	Member

<u>Name of the Committee</u>	<u>Name of the Committee Member &amp; Designation</u>	<u>Position in the Board/Committee</u>
Nomination & Remuneration Committee	Will be re-constituted following the appointment of the requisite number of Independent Directors.	–
Loan Committee	<ul style="list-style-type: none"> <li>• Shri Sanjay Malhotra, IAS, <i>Chairman and Managing Director</i></li> <li>• Shri Sanjeev Kumar Gupta, <i>Director (Technical)</i></li> <li>• Shri Ajoy Choudhury, <i>Director (Finance)</i></li> <li>• Shri Tanmay Kumar, IAS, <i>Government Nominee Director</i></li> </ul>	<p>Chairman</p> <p>Member</p> <p>Member</p> <p>Member</p>
Executive Committee	<ul style="list-style-type: none"> <li>• Shri Sanjay Malhotra, IAS, <i>Chairman and Managing Director</i></li> <li>• Shri Sanjeev Kumar Gupta, <i>Director (Technical)</i></li> <li>• Shri Ajoy Choudhury, <i>Director (Finance)</i></li> </ul>	<p>Chairman</p> <p>Member</p> <p>Member</p>
Sub-Committee for review of lending rates for Term Loans / Short Term Loans	<ul style="list-style-type: none"> <li>• Shri Sanjay Malhotra, IAS, <i>Chairman and Managing Director</i></li> <li>• Shri Sanjeev Kumar Gupta, <i>Director (Technical)</i></li> <li>• Shri Ajoy Choudhury, <i>Director (Finance)</i></li> </ul>	<p>Chairman</p> <p>Member</p> <p>Member</p>
Sub-committee on Investment/ Deployment of Surplus Funds	<ul style="list-style-type: none"> <li>• Shri Sanjay Malhotra, IAS, <i>Chairman and Managing Director</i></li> <li>• Shri Sanjeev Kumar Gupta, <i>Director (Technical)</i></li> <li>• Shri Ajoy Choudhury, <i>Director (Finance)</i></li> </ul>	<p>Chairman</p> <p>Member</p> <p>Member</p>

### ***External Commercial Borrowing***

During the period from 20 February 2020 to 31 December 2020, we raised ECB as follows:

- Term loan facility agreement for Singapore Dollar equivalent of U.S.\$50 million between the Company and DBS Bank Limited in its capacities as the original mandated lead arranger, original lender and the facility agent. The rate of interest for the loan under this agreement for each interest period will be the

percentage rate per annum equal to the aggregate of the margin (0.65 per cent.) and SOR, as applicable. As of 31 December 2020, this loan facility was fully drawn and is hedged.

- ECB facility agreement for U.S.\$75 million between the Company and State Bank of India (acting through its London branch) in its capacities as the mandated lead arranger and book runner and the facility agent along with State Bank of India as the original lender. The rate of interest for the loan under this agreement for each term will be the percentage rate per annum equal to the aggregate of the margin (1.30 per cent.) and six-month LIBOR, as applicable. As of 31 December 2020, this loan facility was fully drawn and is unhedged.
- U.S.\$ bonds amounting to U.S.\$500 million under the Programme at a fixed rate of 4.75% for a tenure of 3 years, listed on Singapore Stock Exchange and the International Securities Market of the London Stock Exchange. The bonds will mature in May 2023. As of 31 December 2020, the funds under these bonds have been fully drawn and are 70% hedged.
- ECB facility agreement for U.S.\$300 million between the Company and New Development Bank, Shanghai as the original lender. The rate of interest for the loan under this agreement for each term will be the percentage rate per annum equal to the aggregate of the margin (1.90 per cent.) and six-month LIBOR, as applicable. As of 31 December 2020, this loan facility was fully drawn and is hedged.
- ECB facility agreement for U.S.\$170 million between the Company and India Infrastructure Finance Company Limited (UK) (“**IIFCL(UK)**”) as the original lender. The rate of interest for the loan under this agreement for each term will be the percentage rate per annum equal to the aggregate of the margin (2.10 per cent.) and six-month LIBOR, as applicable. As of 31 December 2020, this loan facility was fully drawn and is hedged.
- ECB facility agreement for JPY10,519 million between the Company and MUFG Bank Ltd. (acting through its Hong Kong branch) in its capacities as the mandated lead arranger and book runner and the facility agent along with MUFG Bank Ltd. as the original lender. The rate of interest for the loan under this agreement for each term will be the percentage rate per annum equal to the aggregate of the margin (1.15 per cent.) or six-month JPY LIBOR, as applicable. As of 31 December 2020, this loan facility was fully drawn and is hedged.

## REGULATIONS AND POLICIES

### 1 MEASURES TO ADDRESS STRESS ON ACCOUNT OF COVID-19 PANDEMIC

#### Reserve Bank of India

##### *COVID-19 - Operational and Business Continuity Measures dated 16 March 2020 - Operational Measures by the Reserve Bank of India*

The RBI issued guidelines on 16 March 2020, to ensure operational and business continuity plans on account of disruptions in the functioning of institutions including NBFCs due to COVID-19 pandemic. The guidelines, *inter alia*, requires NBFCs to: (i) devise a strategy and monitoring mechanism concerning the spread of the disease within the organisation; (ii) make timely interventions for preventing further spread in case of detection of infected employees; (iii) take stock of critical processes and revisiting business continuity plan in the emerging situations/scenarios with the aim of continuity in critical interfaces; (iv) take steps of sharing important instructions/ strategy with the staff members at all levels, for soliciting better response and participation and sensitizing the staff members about preventive measures/steps to be taken in suspected cases; and (v) appoint quick response team to provide regular updates to the top management on significant developments and act as a single point of contact with regulators/outside institutions/agencies.

##### *COVID-19 – Regulatory Package dated 27 March 2020 - Moratorium permitted by the Reserve Bank of India*

The RBI in its “Statement of Development and Regulatory Policies” released on 27 March 2020, *inter alia*, has announced certain regulatory measures to mitigate the burden of debt servicing brought about by disruptions on account of COVID-19 and to ensure the continuity of viable businesses. The RBI’s statement sets out various developmental and regulatory policies that directly address the stress in financial condition caused by COVID-19. They consist of: (i) expanding liquidity in the system sizeably to ensure that financial markets and institutions are able to function normally in the face of COVID-related dislocations; (ii) reinforcing monetary transmission so that bank credit flows on easier terms are sustained to those who have been affected by the pandemic; (iii) easing financial stress caused by COVID-19 disruptions by relaxing repayment pressures and improving access to working capital; and (iv) improving the functioning of markets in view of the high volatility experienced with the onset and spread of the pandemic. The significant features of this package are as below:

- (a) **Moratorium on term loans:** The RBI has permitted all commercial banks (including regional rural banks, small finance banks and local area banks), co-operative banks, all-India financial institutions, and non-banking financial companies (including housing finance companies) (“**Lending Institutions**”) to grant a moratorium in respect of term loans given by them (including agricultural term loans, retail and crop loans), of three months on payment of all “instalments” falling due between 1 March 2020 and 31 May 2020. The “instalments” will include (i) principal and/or interest components; (ii) bullet repayments; (iii) equated monthly instalments; and (iv) credit card dues. The repayment schedule for such loans as also the residual tenor, will be shifted across the board by three months after the moratorium period ends. However, interest will continue to accrue on the outstanding portion of the term loans during the moratorium period. It is noteworthy that the moratorium related provisions are not applicable to foreign lenders, foreign portfolio investors, mutual funds or alternative investment funds that have extended any debt to Indian borrowers.
- (b) **Deferment of interest on working capital facilities:** In relation to working capital facilities sanctioned in the form of cash credit/overdraft, Lending Institutions have been permitted by RBI to defer the recovery of interest applied in respect of all such facilities during the period from 1 March 2020 up to 31 May 2020. The accumulated accrued interest will be recovered immediately after the completion of this period.

- (c) **Recalculation of drawing power:** Lending Institutions can also recalculate the drawing power of borrowers facing stress due to COVID-19 in relation to cash credit/overdraft facilities sanctioned to them. The recalculation can be by reducing the margins and/or by reassessing the working capital cycle. This relief is available in respect of all such changes effected up to 31 May 2020 and contingent on the Lending Institutions being satisfied that the change is necessitated due to COVID-19.
- (d) **Asset classification: Special Mention Accounts (SMAs) and Non-Performing Assets (NPAs):** Any moratorium or deferment or recalculation of drawing power will not be treated as a concession or change in terms and conditions of loan agreements due to the financial difficulty of the borrower under the RBI's 'Prudential Framework or Resolution of Stressed Assets' dated 7 June 2019 (the "**Framework**"). Therefore, such measure in itself will not result in a downgrade of asset classification. The asset classification of term loans which are granted any relief mentioned above will be determined based on the revised due dates and the revised repayment schedule. Further, for working capital facilities where relief is provided, the SMA status and the out of order status will be evaluated considering the application of accumulated interest immediately after the completion of the deferment period as well as the revised terms.
- (e) **No adverse impact on credit history:** Any rescheduling of payments, including interest, will not qualify as a default for the purposes of supervisory reporting and reporting to credit information companies by the Lending Institutions. Credit information companies shall ensure that the actions taken by Lending Institutions pursuant to the above announcements do not adversely impact the credit history of the beneficiaries.
- (f) **Board approved policy:** The board of each Lending Institution must frame appropriate policies to deal with the above measures. The policies must set out objective criteria for considering the abovementioned reliefs and these must also be made available in the public domain. NBFCs which are required to comply with Indian Accounting Standards shall, as hitherto, continue to be guided by the guidelines duly approved by their boards and in accordance with ICAI advisories relating to the recognition of the impairments.

#### ***Additional measures announced on 23 May 2020***

The RBI, on 23 May 2020, announced further developmental and regulatory policy measures to ease financial stress, including the following:

- (a) The RBI has allowed Lending Institutions to extend the moratorium on instalments of all term loans, by *another* three months, from 1 June 2020 to 31 August 2020, along with similar measure for deferment of interest for another three months on working capital facilities.
- (b) Asset classification benefits (i.e. not resulting in downgrade) on account of moratorium will continue till 31 August 2020.
- (c) With regards to resolution of stressed assets, Lending Institutions have been permitted to exclude the entire moratorium/deferment period from 1 March 2020 to 31 August 2020 from the calculation of 30-day review period or 180-day resolution period, if the review/ resolution period had not expired as on 1 March 2020.

#### ***COVID-19 Regulatory Package – Review of Resolution Timelines under the Prudential Framework on Resolution of Stressed Assets dated 17 April 2020***

The RBI has also announced certain additional regulatory measures aimed at alleviating the lingering impact of COVID-19 on businesses and financial institutions in India, consistent with the globally coordinated action



committed by the Basel Committee on Banking Supervision. In this regard, the detailed instructions dated 17 April 2020 relating to the extension of resolution timelines under the Framework are as under:

- (a) In terms of paragraph 11 of the Prudential Framework, lenders are required to implement a resolution plan in respect of entities in default within 180 days from the end of a review period (“**Review Period**”) of 30 days. RBI has mandated that in respect of accounts which were within the Review Period as on 1 March 2020, the period from 1 March 2020 to 31 May 2020 shall be excluded from the calculation of the 30-day timeline for the Review Period. In respect of all such accounts, the residual Review Period shall resume from 1 June 2020, upon expiry of which the lenders shall have the usual 180 days for resolution.
- (b) In respect of accounts where the Review Period was over, but the 180-day resolution period had not expired as on 1 March 2020, the timeline for resolution shall get extended by 90 days from the date on which the 180-day period was originally set to expire. Consequently, the requirement of making additional provisions specified in paragraph 17 of the Framework shall be triggered as and when the extended resolution period, as stated above, expires.

#### ***COVID-19 Economic Stimulus Package – Liquidity Infusion Scheme for Discoms***

In view of the economic disruption caused by the lockdown imposed to contain the COVID-19 outbreak, to facilitate liquidity flow in the power sector, the Ministry of Finance, Government of India, on 13 May 2020, as part of the economic stimulus package, announced a credit package of Rs.900,000 million to enable Discoms for clearance of their outstanding dues as on 31 March 2020. The Company and Power Finance Corporation Limited have been mandated as key lending partners for this package. To facilitate funding under the liquidity package, the Company has formulated a lending scheme in line with the broad contours prescribed by Ministry of Power. Under the scheme, loans will be given to the Discoms in two tranches, 50% of the sanctioned loan amount shall be considered in tranche-I and balance in tranche-II. The loans shall have a maximum tenor of 10 years. A principal moratorium may be considered on a case to case basis, which shall not exceed 3 years. The loan amounts to be sanctioned (in the form of special long-term transition loans up to 10 years) shall be restricted to the outstanding dues of central public sector undertakings, electricity generation companies, transmission companies, IPPs and renewable energy generators. The interest rate shall be charged at the cost of funds of the Company plus margins as may be decided. The loans shall be secured with unconditional and irrevocable guarantees by state governments covering the loan amounts along with interest and any other charges towards the loan. Also, the loans to the Discoms under tranche II are subject to progress achieved in implementation of conditions such as clearance of unpaid electricity dues and unpaid subsidies dues by the respective state governments, installation of smart meters, digital payments of electricity bill. Further, it has also been approved to allow Utilities in States which do not have adequate headroom against State receivables or working capital limits under UDAY to avail the benefits of the liquidity infusion scheme.

Further, on September 2020, the Government of India allowed enhanced funding to Discoms for clearance of their outstanding dues as on 30 June 2020. Also, the Government has now allowed funding to Discoms in exemption of the working capital limits under the UDAY scheme. Thus, pursuant to the MoP order dated 2 September 2020, Discoms are now eligible for loans to clear outstanding dues of CPSU generation companies and transmission companies, IPPs and renewable energy generators up to 30 June 2020. The Company estimates that the total funding to the Discoms following the MoP order dated 2 September 2020 shall be approximately up to Rs.1,200,000 million.

#### ***Reduced rate of Late Payment Surcharge***

In order to address the problems faced by electricity Distribution Companies due to COVID-19 pandemic, the Ministry of Power, Government of India has on 28 March 2020 issued directions to CERC under Section 107 of the Electricity Act 2003, for specifying reduced rate of Late Payment Surcharge (“**LPS**”) for payments which

become delayed beyond a period of 45 days (from the date of presentation of the bill) during the period from 24 March 2020 to 30 June 2020 to generating companies and licensees treating the restrictions placed by the central government vide its order dated 24 March 2020 to contain COVID-19 as an event of force majeure.

It was also provided by the Ministry of Power in its directive that for generating companies and transmission licensees whose tariff was determined under section 63 by the Central Commission, Discoms may claim relief from its obligations regarding the rate at which LPS is to be paid, as per force majeure provisions given in respective power purchase agreement. On directions of the Ministry of Power, Government of India, CERC has issued necessary orders on 3 April 2020.

On 20 September 2020, Ministry of Power, Government of India has advised Generating Companies and Transmission Companies to charge LPS at a rate not exceeding 1% per month on the principal dues (excluding LPS) for all payments made by Discoms under the Liquidity Infusion Scheme of PFC and REC.

***COVID-19 – RBI Circular dated 6 August 2020 on resolutions plans for borrower accounts facing stress due to the COVID-19 outbreak (the “Resolution Plan Circular”)***

The RBI, pursuant to the Resolution Plan Circular, has permitted Lending Institutions to implement resolution plans in respect of certain eligible corporate exposures for borrowers having stress on account of the COVID-19 outbreak while classifying such exposures as standard. Some of the significant features of the Resolution Plan Circular are as follows:

- (a) ***Board approved policy:*** Lending Institutions shall frame board approved policies pertaining to the implementation of viable resolution plans for eligible borrowers under this framework, ensuring that the resolution is provided only to the borrowers having stress on account of the COVID-19 outbreak. Such policy shall, among other things, detail the eligibility of borrowers and lay down the due diligence considerations to be followed by the Lending Institutions to establish the necessity of implementing a resolution plan in respect of the concerned borrower. The reference date for the outstanding amount of debt to be considered for resolution shall be 1 March 2020.
- (b) Only those borrower accounts shall be eligible for resolution which were classified as standard, but not in default for more than 30 days with any lending institution as on 1 March 2020. Further, the accounts should continue to remain standard till the date of invocation.
- (c) Where multiple Lending Institutions have exposure to the borrower, the resolution process for such borrower shall be treated as invoked if Lending Institutions representing 75% by value of the total outstanding credit facilities, and not less than 60% of Lending Institutions by number agree to invoke resolution.
- (d) Resolution may be invoked not later than 31 December 2020 and must be implemented within 180 days from the date of such invocation.
- (e) For borrowers with exposure to multiple Lending Institutions, and in respect of whom the resolution process is invoked an inter-creditor agreement (“ICA”) is required to be signed by all Lending Institutions within 30 days from the date of invocation. If Lending Institutions representing not less than 75 per cent by value of the total outstanding credit facilities and not less than 60 per cent of Lending Institutions by number, do not sign the ICA within 30 days from the invocation, the invocation will be treated as lapsed. In respect of such borrowers, the resolution process cannot be invoked again under this framework. The terms of the ICA shall include the provisions specified in the Resolution Plan Circular.

- (f) **Permitted features of the resolution plan:** Set forth below are some of the significant features permitted under the Resolution Plan Circular in respect of the resolution plan, in addition to involving any action under the relevant provisions of the Framework except compromise settlements:
- (i) The resolution plan may include sanctioning of additional credit facilities to address the financial stress of the borrower;
  - (ii) Lending Institutions may allow an extension of the residual tenor of the loan, with or without a payment moratorium, by a period of not more than two years which, if granted, shall come into force immediately upon implementation of the resolution plan.
  - (iii) The resolution plan may provide for conversion of a portion of the debt into equity or other marketable, non-convertible debt securities issued by the borrower, provided the amortisation schedule and the coupon carried by such debt securities are similar to the terms of the debt held on the books of the Lending Institutions, post implementation of the resolution plan. In case the Lending Institutions convert any portion of the debt into any other security, the same shall collectively be valued at Rs.1.
  - (iv) In respect of accounts where the aggregate exposure of the Lending Institutions at the time of invocation is Rs.100 crore or above, the resolution plan shall require an independent credit evaluation by an RBI authorised credit rating agency.
  - (v) The resolution plan shall provide that in accounts involving consortium or multiple banking arrangements, all receipts and repayments by the borrower and additional disbursements, if any, to the borrower as part of the resolution plan shall be routed through an escrow account maintained with one of the Lending Institutions.
- (g) **Asset classification and provisioning:** If additional finance was sanctioned before implementation of the plan to the borrower, such additional finance may be classified as ‘standard asset’ until implementation of the plan. If the resolution plan is not implemented within the stipulated timelines the asset classification of such additional finance shall be as per the actual performance of the borrower with respect to such additional finance or the rest of the credit facilities, whichever is worse.

Lending Institutions are required to keep provisions in their books as per the extant norms for income recognition and asset classification, or 10% of the total debt on their books in cases where the ICA is signed within 30 days of invocation, and 20% of the total debt on their books in cases where the ICA is not signed within 30 days of invocation, whichever is higher. Such provisions may be reversed as specified in the Resolution Plan Circular.

- (h) **Post implementation performance:** Any default by the borrower with any of the signatories to the ICA during the monitoring period (as defined in the Resolution Plan Circular) shall trigger a review period of 30 days. If the borrower is in default with any of the signatories to the ICA at the end of the said review period, the asset classification of the borrower with all Lending Institutions shall be downgraded to NPA from the date of implementation of the resolution plan or the date from which the borrower had been classified as NPA before implementation of the plan, whichever is earlier.
- (i) **Disclosures and credit reporting:** Lending Institutions are required to make disclosures in the formats prescribed and in the manner prescribed in the Resolution Plan Circular, in their financial statements till, all exposures on which the resolution plan was implemented are either fully extinguished or completely fall under NPA, whichever is earlier. Credit reporting by such Lending Institutions shall also reflect the “restructured” status of the account if the resolution plan involves renegotiation that would be classified as restructuring under the Prudential Framework.

## ***RBI Circular on Resolution Framework for COVID-19-related Stress – Financial Parameters dated 7 September 2020***

RBI also constituted an expert committee under the chairmanship of Mr. K.V. Kamath (“**Expert Committee**”) to suggest financial parameters and other sector specific benchmark ranges to be factored in a resolution plan. The Expert Committee selected 5 key parameters for Lending Institutions to consider when finalising a resolution plan and set out range of parameters in 26 sectors. The Expert Committee is also required to vet resolution plans with large exposures exceeding Rs.15 billion to verify the process followed by NBFCs without interfering with the commercial judgment of lenders.

### ***Regulatory Measures***

Various ministries and regulators, including the Ministry of Finance, Ministry of Corporate Affairs and SEBI implemented measures to minimise the compliance burden and impact of the economic slowdown and to protect the interest of investors during market volatility due to the COVID-19 pandemic.

## **2 NBFC REGULATIONS**

### ***Declaration of Dividend by NBFCs***

RBI has published draft guidelines on dividend distribution by NBFCs specifying criteria to be satisfied prior to dividend declaration. The guidelines, once implemented, will be applicable for fiscal year 2021 onwards. The NBFC must be in compliance with the RBI Act and all RBI regulations and not be expressly restricted in declaring dividends. Dividend can only be paid from current year’s profits. Conditions to be included but are not limited to: (i) each of net NPA ratio must be less than 6% and capital adequacy must have been maintained for the last 3 years including the accounting year for which dividend it proposed; (ii) minimum CRAR of 15%; (iii) the NBFC board must consider its long term growth plans, auditors’ qualification on the statement of accounts and any RBI findings relating to divergence in identification of NPA and provisioning shortfalls. NBFCs that satisfy the criteria can declare a dividend in accordance with a prescribed matrix. The dividend payout ratio, calculated as a ratio of dividend over net profits, must be adjusted for auditors’ qualifications having an adverse bearing on profits and exclude extraordinary profits. In other words, the requirements prescribed are in relation to the following:- (i) eligibility criteria for declaration of dividend, including minimum thresholds for capital adequacy and leverage ratio, and limit on NPAs; (ii) NBFCs should comply with the provisions of Section 45 IC of the RBI Act, 1934 and prevailing regulations/guidelines issued by the RBI; (iii) proposed dividend should be payable only out of the current year's profit; (iv) the RBI should not have placed any explicit restrictions on the NBFC on declaration of dividend; (v) restrictions upon quantum of dividend payable; and (vi) reporting.

## **3 LEGISLATIVE FRAMEWORK FOR RECOVERY OF DEBTS**

### ***Recovery of Debts Due to Banks and Financial Institutions Act, 1993***

The Recovery of Debts Due to Banks and Financial Institutions Act, 1993 (“**RDDBFI Act**”) provides for establishment of Debt Recovery Tribunals (“**DRTs**”) and Debt Recovery Appellate Tribunals (“**DRATs**”), which are specialized tribunals to deal with recovery of debts and no court or other authority can exercise jurisdiction in relation to matters covered by the RDDBFI Act, except Supreme Court and High Courts. The RDDBFI Act provides for expeditious adjudication and recovery of debts due to any bank or financial institution or to a consortium of banks and public financial institutions. Under the RDDBFI Act, the procedures for recovery of debt have been simplified and indicative timeframes have been fixed for speedy disposal of cases. Any appeal from any order of a DRT is referred to DRAT.

The DRTs may pass orders for recovery of debts including: (i) a recovery certificate adjudicating the claim of a bank or financial institution against a borrower; and (ii) injunctive orders restraining the debtors from alienating, transferring or disposing of its moveable and immoveable properties. After a recovery certificate is

issued, the recovery officer appointed for each DRT recovers the amount by any mode including: (i) attachment or sale of moveable and immovable properties; (ii) taking possession of secured property or any other property of debtor and appointing receiver to sell them; (iii) arrest of debtor and detention in prison; and (iv) appointment of receivers and/or local commissioners for management of moveable and immovable properties.

#### ***Application to the Bankruptcy Code to NBFCs and suspension of the Bankruptcy Code***

Pursuant to the Insolvency and Bankruptcy (Insolvency and Liquidation Proceedings of Financial Service Providers and Application to Adjudicating Authority) Rules, 2019 and Ministry of Corporate Affairs Notification S.O. 4139(E) dated 18 November 2019, the Bankruptcy Code has now been made applicable to NBFCs. Only RBI can now commence insolvency against NBFCs with an asset size of at least Rs.5 billion.

As a result of the uncertain economic scenario surrounding the COVID-19 pandemic, the difficulty in finding resolution applicants and to prevent such Indian corporates being subjected to insolvency during this unprecedented time, the Bankruptcy Code has been amended to prohibit filings to commence any insolvency for any defaults occurring from 25 March 2020 to 25 March 2021.

## **4 LAWS RELATING TO THE POWER SECTOR**

*On page 272 of the Original Offering Circular, the paragraph titled “Electricity (Amendment) Bill, 2014” shall be replaced with the following:*

#### ***Electricity (Amendment) Bill, 2020***

On 17 April 2020, the MoP released the draft Electricity (Amendment) Bill, 2020 for public comments. The bill has not yet been tabled in the Indian parliament. The bill aims to ensure sustainable growth of the electricity sector in the country by addressing few issues that have weakened commercial and investment activities. Salient features of the bill are as follows:

- (a) Establishment of an electricity contract enforcement authority, which will have original jurisdiction over matters of specific performance of contracts, leading to speedy disposal of disputes and thereby attracting greater investments.
- (b) Preparation of a national renewable energy policy for the promotion of generation of electricity from renewable sources of energy and prescribe a minimum percentage of purchase of electricity from renewable and hydro sources of energy.
- (c) Empowering load dispatch centres to oversee the payment security mechanism prior to scheduling dispatch of electricity in order to prevent accumulation of unrealized revenues.
- (d) Simplification of the tariff structure and cross subsidy and restriction on deferment of revenue recovery. Further, tariffs discovered under competitive bids must be adopted in a timely manner.

*On page 274 of the Original Offering Circular the paragraph titled “Trading” shall be replaced with the following:*

#### ***Trading***

The Electricity Act specifies trading in electricity as a licensed activity. Trading has been defined as the purchase of electricity for resale. This may involve wholesale supply or retail supply. The license to engage in electricity trading is required to be obtained from the appropriate ERC. The CERC issued the CERC (Procedure, Terms and Conditions for Grant of Trading License and Other Related Matters) Regulations, 2020, as amended from time to time (“**Trading License Regulations**”) to regulate the inter-State trading of electricity including fixation of trading margin. Under the Trading License Regulations, any person desirous of undertaking inter-State trading in electricity shall apply to the CERC for the grant of a license. The trading margin is applicable to all

transactions under short term contracts, long term contracts, banking of electricity, transactions under back to back contracts, cross border trade of electricity undertaken by the trading licensee.

The Trading License Regulations set out various qualifications for the grant of a license for undertaking electricity trading, including certain technical and professional qualifications, and net worth requirements. Further, a licensee is subject to certain conditions including the extent of trading margin, maintenance of records and submission of auditors' report. The existing licensees are required to meet the net worth, current ratio and liquidity ratio criteria and are required to pay the license fee as specified by the CERC, from time to time. However, all licensees can apply to upgrade or downgrade their license. The licensees need to submit monthly reports on over-the-counter contracts and annual returns of transaction volumes. The Trading License Regulations also specify acts of contravention and penalties for the same. These regulations also set out the grounds of revocation of the license.

## 5 RECENT REGULATORY DEVELOPMENTS

### *The Banking Regulation (Amendment) Act, 2020*

The Banking Regulation (Amendment) Act, 2020 (“**Amendment Act**”) passed by both houses of Parliament on 22 September 2020 replaced the Banking Regulation (Amendment) Ordinance, 2020 dated 26 June 2020. The Amendment Act has been notified in the Official Gazette of India on 29 September 2020. The Banking Regulation (Amendment) Act, 2020 amends the Banking Regulation Act, 1949 to expand RBI’s regulatory control over co-operative banks in terms of management, capital, audit and liquidation.

#### *Key Highlights of the Amendment Act:*

- (a) Co-operative banks are exempted from several provisions of the Banking Regulation Act, 1949 with respect to conditions on employment and qualifications for the Chairman and Board of Directors. The Amendment Act provides that co-operative banks cannot employ as Chairman, someone who is insolvent or has been convicted of a crime involving moral turpitude, among other restrictions. The Amendment Act applies some of these provisions to cooperative banks, making their regulation under the Act similar to that of commercial banks.
- (b) Co-operative banks may raise equity or unsecured debt capital from the public subject to prior RBI approval.
- (c) RBI may prescribe conditions on and qualifications for employment of Chairman of co-operative banks. RBI may remove a Chairman not meeting ‘fit and proper’ criteria and appoint a suitable person. It may issue directions to reconstitute the Board of Directors in order to ensure sufficient number of qualified members.
- (d) RBI may supersede the Board of Directors of a co-operative bank after consultation with the State Government.
- (e) Under the Amendment Act, audit of co-operative banks would be conducted on par with scheduled commercial banks. Accounts would be audited by a qualified person and RBI approval would be required before appointing, re-appointing or removing an auditor.
- (f) The Amendment Act allows RBI to undertake reconstruction or amalgamation of a bank without imposing a moratorium.

### *Insolvency and Bankruptcy Code (Second Amendment) Act, 2020*

In light of the outbreak of the COVID-19 pandemic, by a notification dated 24 March 2020 issued by the Ministry of Corporate Affairs (“**MCA**”), the minimum amount of default to initiate insolvency proceedings has

been increased from to Rs.0.1 million to Rs.10 million. The IBC has further been amended by Insolvency and Bankruptcy Code (Second Amendment) Act, 2020 (“**Bankruptcy Code Amendment**”)

inserting Section 10A in the IBC which states that notwithstanding anything contained in Sections 7, 9 and 10 of the IBC no application for initiation of corporate insolvency resolution process of a corporate debtor shall ever be filed for any default arising on or after 25 March 2020 for a period of six months or such further period, not exceeding one year from such date, as may be notified in this behalf. Exercising its powers under Section 4 of the IBC, the Government of India has issued a notification on 24 March 2020 increasing the *de minimus* amount for filing an application to initiate Corporate Insolvency Resolution Process of a corporate debtor from Rs.1 lakh to Rs.1 crore.

### ***Suspension of IBC***

On 5 June 2020, an Ordinance was promulgated barring initiation of the corporate insolvency resolution process for defaults committed within six months (extendable up to one year) from 25 March 2020. The Ordinance states that no application can ever be filed in respect of such defaults, thereby, giving a permanent immunity to such defaulting companies under the IBC. This suspension was extended in September 2020 for another three months. It was important for the Government of India to provide relief to businesses which have been severely impacted by the pandemic and continue to reel under the global crisis.

The Ministry of Corporate Affairs, the Government of India, on 22 December 2020 issued a notification to extend the suspension of insolvency proceedings by another three months, until 31 March 2021.

### ***The Insolvency and Bankruptcy (Insolvency and Liquidation Proceedings of Financial Service Providers and Application to Adjudicating Authority) Rules, 2019***

The MCA by a notification dated 15 November 2019, issued the Insolvency and Bankruptcy (Insolvency and Liquidation Proceedings of Financial Service Providers and Application to Adjudicating Authority) Rules, 2019 (“**FSP Rules**”) inter alia, governing the corporate insolvency resolution process and liquidation process of Financial Service Providers (“**FSPs**”) under the Bankruptcy Code. The issuance of the FSP Rules has made viable and unified resolution process accessible for the FSPs and their creditors.

### ***Master Directions – Priority Sector Lending (PSL) (4 September 2020)***

The RBI has comprehensively reviewed the Priority Sector Guidelines (PSL) to align it with emerging national priorities and bring sharper focus on inclusive development. These guidelines will enable better credit penetration to credit deficient areas; increase the lending to small and marginal farmers and weaker sections; boost credit to renewable energy, and health infrastructure. Some new categories have been included as fresh categories, eligible for finance under priority sector: bank finance to start-ups (up to Rs.50 crore); loans to farmers for installation of solar power plants for solarization of grid connected agriculture pumps and loans for setting up compressed bio gas (“**CBG**”) plants

Some of the salient features of revised PSL guidelines are:

- To address regional disparities in the flow of priority sector credit, higher weightage has been assigned to incremental priority sector credit in ‘identified districts’ where priority sector credit flow is comparatively low.
- The targets prescribed for “small and marginal farmers” and “weaker sections” are being increased in a phased manner.
- Higher credit limit has been specified for Farmers Producers Organizations (FPOs)/Farmers Producers Companies (FPCs) undertaking farming with assured marketing of their produce at a pre-determined price.

- Loan limits for renewable energy have been increased.
- For improvement of health infrastructure, credit limit for health infrastructure (including those under 'Ayushman Bharat') has been doubled.

### ***Co-Lending by Banks and NBFCs to Priority Sector (5 November 2020)***

RBI announced co-lending scheme for banks and NBFCs for priority sector vide Circular dated 5 November 2020. The primary focus of the revised scheme is to improve the flow of credit to the unserved and underserved sector of the economy and make available funds to the ultimate beneficiary at an affordable cost, considering the lower cost of funds from banks and greater reach of the NBFCs.

#### **Key Highlights**

- (1) In terms of the co-lending model ("CLM"), banks are permitted to co-lend with all registered NBFCs (including HFCs) based on a prior agreement.
- (2) The co-lending banks will take their share of the individual loans on a back-to-back basis in their books. NBFCs shall be required to retain a minimum of 20 per cent. share of the individual loans on their books.
- (3) All transactions (disbursements/ repayments) between the banks and NBFCs relating to CLM have to be routed through an escrow account maintained with the banks, in order to avoid inter-mingling of funds.

### ***Dividend Distribution by Banks***

In view of the COVID-19 related economic shock, it was announced by the RBI in April 2020 that scheduled commercial banks ("SCBs") and cooperative banks shall not make any dividend payouts from profits pertaining to the financial year ended 31 March 2020 until further instructions, which shall be reassessed based on financial results of banks for the quarter ending 30 September 2020.

In view of the ongoing stress and the heightened uncertainty on account of COVID-19, it is imperative that banks continue to conserve capital to support the economy and absorb losses, if any. In order to further strengthen the banks' balance sheets while at the same time supporting lending to the real economy, it has been decided by the RBI, on a review, that SCBs and cooperative banks shall not make any dividend pay-out from the profits pertaining to financial year 2019-2020. Guidelines on the above are awaited from the RBI.

### ***Statement on Developmental and Regulatory Policies issued by the RBI dated 4 December 2020 ("Statement")***

The Statement sets out various developmental and regulatory policy measures to (i) enhance liquidity support to targeted sectors of the economy with linkages to other sectors; (ii) deepen financial markets; (iii) conserve capital among banks and NBFCs through regulatory initiatives; (iv) strengthen supervision through the audit function; (v) facilitate external trade by improving ease of doing business for exporters; and (vi) upgrade payment system services so as to expand financial inclusion and improve customer service.

The regulatory response of the RBI since the onset of the COVID-19 pandemic has focused on mitigation of the immediate impact on debt repayments by the borrowers, enabling credible resolution of stress of the borrower entities and, facilitating credit flow to the economy, while keeping a watch on the financial stability imperatives.

In furtherance of the same, certain key measures by RBI are set out below:

- (i) **Strengthening Audit Systems of Supervised Entities (SEs): (i) issuance of guidelines to large UCBs and NBFCs on adoption of Risk Based Internal Audit (RBIA); (ii) harmonisation of guidelines on appointment of statutory auditors for commercial banks, UCBs and NBFCs**



In the recent past, weakness in three lines of defence mechanism have often proved to be major fault line affecting certain banks and NBFCs adversely. These three lines of defence are: (a) the business unit itself; (b) risk management and compliance; and (c) internal audit. Hence, supervisory focus in strengthening the governance and assurance functions in supervised entities (“SEs”) continues to be a dominant theme with the RBI. One of the goals of unification of supervisory functions in RBI was to bring the standard of supervision of UCBs and NBFCs proportionately at par with that for commercial banks.

The Internal Audit function, as third line of defence, needs to be strengthened in UCBs and NBFCs. Risk Based Internal Audit (RBIA) was mandated by RBI for commercial banks in 2002. It has now been decided to issue guidelines to large UCBs and NBFCs on adoption of RBIA. This will enable the creation of independent risk focussed internal audit system.

While external statutory auditors remain outside the internal mechanisms of a supervised entity, they are often termed as fourth line of defence given the vital role they play. Recent amendment in Banking Regulation Act, 1949 bestowing certain additional responsibilities to RBI in appointment of statutory auditors in UCBs is also a pointer in that direction. Hence, it has been decided to harmonise guidelines on appointment of Statutory Auditors for commercial banks, UCBs and NBFCs. The new guidelines will enable SEs to appoint the audit firms as per their needs in a timely, transparent and effective manner. This is expected to improve the quality of financial reporting of SEs. Guidelines in this regard will be issued separately by the RBI.

(ii) **Guidelines on Risk-based Internal Audit (“RBIA”) System for Select NBFCs and Urban Co-operative Banks (the “RBIA Guidelines”)**

The RBIA for non-deposit taking NBFCs with an asset size of INR 5000 crore and above (the “Applicable NBFCs”), was mandated by the RBI through its notification dated February 3, 2021. Under the RBIA Guidelines, Applicable NBFCs are required to implement the RBIA framework by March 31, 2022. The RBIA Guidelines, inter alia, are intended to enhance the efficacy of internal audit systems and contribute to the overall improvement of governance, risk management and control processes followed by the Applicable NBFCs. Under the RBIA Guidelines, the board of directors of the Applicable NBFC must approve a policy clearly documenting the purpose, authority, and responsibility of the internal audit activity, with a clear demarcation of the role and expectations from risk management function and the RBIA function. It is also mandated that the policy be reviewed periodically, and that the internal audit function not be outsourced. Further, the RBIA Guidelines also require that the risk assessment of business and other functions of Applicable NBFCs should be conducted at least on an annual basis.

(iii) **Digital Payment Security Controls**

Going by the pre-eminent role being played by digital payment systems in India, RBI gives highest importance to the security controls around it. Now it is proposed to issue Reserve Bank of India (Digital Payment Security Controls) Directions, 2020 for regulated entities to set up a robust governance structure for such systems and implement common minimum standards of security controls for channels like internet, mobile banking, card payments, among others. While the guidelines will be technology and platform agnostic, it will create an enhanced and enabling environment for customers to use digital payment products in more safe and secure manner. Necessary guidelines will be issued separately by the RBI in this regard.

***24x7 Availability of Real Time Gross Settlement (RTGS) System dated 4 December 2020***

Pursuant to a directive issued under Section 10 (2) read with Section 18 of Payment and Settlement Systems Act, 2007 (Act 51 of 2007), RBI has issued a Circular dated 4 December 2020, in connection with making

available the Real Time Gross Settlement (RTGS) system round the clock on all days with effect from 12:30 a.m. on 14 December 2020.

#### *Key Features*

- (a) RTGS shall be available for customer and inter-bank transactions round the clock, except for the interval between 'end-of-day' and 'start-of-day' processes, whose timings would be duly broadcasted through the RTGS system.
- (b) RTGS shall continue to be governed by the RTGS System Regulations, 2013, as amended from time to time.
- (c) Intra-day liquidity facility shall be made available to facilitate smooth operations. The intra-day liquidity availed, if any, shall be reversed before the 'end-of-day' process begins.
- (d) RTGS transactions undertaken after normal banking hours are expected to be automated using 'Straight Through Processing (STP)' modes.
- (e) The minimum amount that can be remitted through RTGS is Rs.2 lakh. There is no upper limit.

#### ***RBI Statement on Developmental and Regulatory Policies dated 5 February 2021***

The Statement dated 5 February 2021 sets out various developmental and regulatory policy measures on (i) liquidity management and support to targeted sectors; (ii) regulation and supervision (iii) deepening financial markets; (iv) upgrading payment and settlement systems and (v) consumer protection.

Key policy measures are as follows:

##### **(a) Integrated Ombudsman Scheme**

Financial consumer protection has gained significant policy priority across jurisdictions. In line with the global initiatives on consumer protection, RBI has taken various initiatives to strengthen Grievance Redress Mechanism of regulated entities. As an alternate dispute resolution mechanism, three Ombudsman schemes, i.e. (i) Banking Ombudsman Scheme (ii) Ombudsman Scheme for Non-Banking Financial Companies and (iii) Ombudsman Scheme for Digital Transactions are in operation from 22 ombudsman offices of RBI located across the country. RBI had operationalised complaint management system (CMS) portal as one stop solution for alternate dispute resolution of customer complaints not resolved satisfactorily by the regulated entities. To make the alternate dispute redress mechanism simpler and more responsive to the customers of regulated entities, it has been decided to implement, inter alia, integration of the three Ombudsman schemes and adoption of the 'One Nation One Ombudsman' approach for grievance redressal. This is intended to make the process of redress of grievances easier by enabling the customers of the banks, NBFCs and non-bank issuers of PPIs to register their complaints under the integrated scheme, with one centralised reference point. The Integrated Ombudsman Scheme will be rolled out in June 2021.

##### **(b) TLTRO on Tap Scheme – Inclusion of NBFCs**

With a view to increasing the focus of liquidity measures on revival of activity in specific sectors that have both backward and forward linkages and having multiplier effects on growth, the RBI had announced the TLTRO on Tap Scheme on 9 October 2020 which is available up to 31 March 2021. In addition to the five sectors announced under the scheme on 21 October 2020, 26 stressed sectors identified by the Kamath Committee were also brought within the ambit of sectors eligible under on tap TLTRO on 4 December 2020. Liquidity availed by banks under the scheme is to be deployed in corporate

bonds, commercial paper, and non-convertible debentures issued by entities in these sectors. The liquidity availed under the scheme can also be used to extend bank loans and advances to these sectors. Investments made by banks under this facility can be classified as held to maturity even above the 25 per cent of total investment permitted to be included in the HTM portfolio. All exposures under this facility are exempted from reckoning under the large exposure framework. Given that NBFCs are well recognised conduits for reaching out last mile credit and act as a force multiplier in expanding credit to various sectors, it is now proposed by the RBI to provide funds from banks under the TLTRO on Tap scheme to NBFCs for incremental lending to these sectors.

(c) **Basel III Capital Regulations: Deferment of the Full Phase-in of Capital Conservation Buffer**

As part of the regulatory measures taken in the wake of COVID-19, the implementation of last tranche of the capital conservation buffer (CCB) of 0.625 per cent, which was scheduled to take effect from 1 April 2020, was deferred until 1 April 2021. Considering the continuing stress on account of COVID-19, and in order to aid in the recovery process, it has been decided to defer the implementation of the last tranche of the CCB of 0.625 per cent from 1 April 2021 to 1 October 2021.

(d) **Review of the Regulatory Framework for Microfinance**

Recently, the RBI has released a discussion paper on 22 January 2021 on Revised Regulatory Framework for NBFCs – A Scale Based Approach (“**Discussion Paper**”). Taking into consideration the constantly evolving milieu in the financial sector, it is proposed to review the regulatory framework for Non-Banking Financial Company – Micro Finance Institutions (NBFC-MFIs). There is a case for having a framework which is uniformly applicable to all regulated lenders in the microfinance space including scheduled commercial banks, small finance banks and NBFC-Investment and Credit Companies, rather than prescribing these guidelines for NBFC-MFIs alone. Accordingly, the RBI will issue a consultative document harmonising the regulatory frameworks for various regulated lenders in the microfinance space in March 2021.

The objective of the Discussion Paper is to revisit the broad principles which underpin the current regulatory framework and examine the need to develop a scale-based approach to regulation from a ‘systemic significance’ vantage point and recommend appropriate regulatory measures in support of a strong and resilient financial system. The primary focus of the Discussion Paper is examination of the principles and processes for identification of NBFCs that have significant systemic risk spill-overs and development of a conceptual framework on which regulations could be based. The RBI is conscious and aware that NBFCs serve niche sectors/ geographies and their uniqueness must be preserved to ensure continued flexibility of their operations in the last mile of credit delivery.

***Foreign Direct Investment (“FDI”) Policy***

Foreign investment in Indian securities is regulated through the Consolidated FDI Policy and FEMA. The government bodies responsible for granting foreign investment approvals are the concerned ministries or departments of the Government of India and the RBI.

The Government of India has from time to time made policy pronouncements on FDI through press notes and press releases. The Department for Promotion of Industry and Internal Trade (“**DPIIT**”), under the Ministry of Commerce and Industry, the Government of India has issued the FDI Policy by way of circular bearing number DPIIT File Number 5(2)/2020-FDI Policy dated 15 October 2020 which, with effect from 15 October 2020, consolidates and supersedes all previous press notes, press releases and clarifications on FDI issued by the DPIIT that were in force and effect as on 15 October 2020. The Government of India proposes to update the consolidated circular on FDI Policy once every year and therefore, the FDI Policy will be valid until the DPIIT issues an updated circular. Foreign Investment Facilitation Portal (FIFP <https://fifp.gov.in/>) is the new online

single point interface of the Government of India for investors to facilitate FDI. There are about 11 notified sectors/activities requiring government approval.

## TAXATION

*On page 298 of the Original Offering Circular, the following shall be deemed incorporated under the heading “Indian Taxation”:*

Section 194LC of Income Tax Act, 1961 specifies:

- (a) the withholding tax rate of 5 per cent. on the interest payments against borrowing by way of issue of long-term bonds including infrastructure bonds and issue of Rupee Denominated Notes before 1 July 2023; and
- (b) the withholding tax rate of 4 per cent. on the interest payments against borrowing by way of issue of any long-term bonds or Rupee Denominated Notes on or after 1 April 2020 but before 1 July 2023, which is listed only on a recognised stock exchange located in any International Financial Services Centre.

## SUMMARY OF SIGNIFICANT DIFFERENCES BETWEEN IFRS, INDIAN GAAP AND IND-AS

*On page 327 of the Original Offering Circular, the section headed “Summary of Significant Differences between IFRS, Indian GAAP and IND-AS” shall be deleted in its entirety and replaced with the following:*

<u>Topic</u>	<u>IFRS</u>	<u>Indian GAAP</u>	<u>IND-AS</u>
Presentation of Financial Statements — Components of financial statements	The requirements for the presentation of financial statements, and the guidelines for their structure and content are set out in IAS 1. A complete set of financial statements under IFRS comprises: (a) a statement of financial position; (b) a statement of profit or loss and other comprehensive income (presented as a single statement or by presenting the profit and loss section in a separate statement of profit or loss, immediately followed by a statement presenting comprehensive income beginning with profit or loss); (c) statement of cash flow; (d) statement of changes in equity; and (e) notes comprising a summary of significant accounting policies and explanatory notes.	The requirements for the presentation of financial statements are set out in Schedule III, Division I to the Companies Act, 2013 and the accounting standards notified thereunder are applicable to the preparation of financial statements of respective years. The components of financial statements are: (a) balance sheet; (b) statement of profit and loss; (c) cash flow statement; and (d) explanatory notes and accounting policies.	Similar to IFRS. Further, Schedule III, Division III, to the Companies Act, 2013 sets out the minimum requirements for the presentation of financial statements for a Non-Banking Financial Company which are required to be modified to meet any additional minimum requirements specified in IND-AS 1. Disclosure requirements specified in Division III to Schedule III are in addition to and not in substitution of the disclosure requirements specified in Ind AS.
Presentation of Financial Statements — Disclosure of Reclassification	The disclosure of reclassification of comparative amounts includes the nature, amount and reason for reclassification.	A disclosure is made in financial statements that comparative amounts have been reclassified to conform to the presentation in the current period without additional disclosure for the nature, amount and reason for reclassification.	Similar to IFRS.
Presentation of Financial Statements — Balance sheet/statement of financial position	An entity is required to present current and non-current assets, and current and non-current liabilities, as separate classifications on the cover of the statement of financial position except when a presentation based on liquidity provides information that is more reliable and more relevant.	All items of assets and liabilities are to be bifurcated between current and non-current portions and presented separately on the cover of the balance sheet.  Schedule III of the Companies Act, 2013 sets out the minimum requirements for disclosure required in the balance sheet	Similar to IFRS. Minimum line item requirements are set out in Division III to Schedule III to the Companies Act, 2013.

<b><u>Topic</u></b>	<b><u>IFRS</u></b>	<b><u>Indian GAAP</u></b>	<b><u>IND-AS</u></b>
	Minimum line item requirements are set out in IAS 1.	and statement of profit and loss account and notes.	
Presentation of Financial Statements — Presentation of income statement	An analysis of expenses is presented using a classification based on either the nature of those expenses or their function or by whichever method that provides information that is reliable and more relevant. If presented by function, specific disclosures by nature are provided in the notes. Profit or loss attributable to non-controlling interests and equity holders of the parent are disclosed in the statement of comprehensive income/income statement (if presented separately) as allocations of profit or loss for the period.	Schedule III to the Companies Act, 2013 only permits an analysis of expense by nature.	Similar to IFRS except that entities should present an analysis of expenses recognised in profit or loss using a classification based only on the nature of the expense.
Presentation of Financial Statements — Statement of changes in equity	A statement of changes in equity is presented.	Statement of changes in equity is not presented.  Movements in share capital, retained earnings and other reserves are presented in the notes to financial statements.	Similar to IFRS.
Presentation of Financial Statements — Critical Judgments	The critical judgements made by the management in applying accounting policies are to be disclosed separately.	The disclosure of critical judgments made by the management is not specifically required.	Similar to IFRS.
Presentation of Financial Statements — Disclosure of Capital	The disclosure of information about management of capital and compliance with externally imposed capital requirements, if any, is required.	The information regarding management of capital is not required to be disclosed.	Similar to IFRS.
Presentation of Financial Statements — Extraordinary items	No concept of Extraordinary Items.	Extraordinary items are disclosed separately in the statement of profit and loss and are included in determination of net profit or loss. Items of income or expense to be disclosed as extraordinary should be distinct from the ordinary activities and are determined by the nature of the event or transaction in relation	Similar to IFRS.

<b><u>Topic</u></b>	<b><u>IFRS</u></b>	<b><u>Indian GAAP</u></b>	<b><u>IND-AS</u></b>
		to the business ordinarily carried out by an entity.	
Cash Flow Statement — Bank overdrafts	Included in cash & cash equivalents if they form an integral part of an entity's cash management. Usually, these bank balances often fluctuate between being positive and being overdrawn.	Bank overdrafts are considered to be financing activities.	Similar to IFRS.
Cash Flow Statement — Cash flows from extraordinary items	As presentation of items as extraordinary is not permitted in accordance with IAS 1, a cash flow statement does not reflect any items of cash flow as extraordinary.	Cash flows from items disclosed as extraordinary are classified as arising from operating, investing or financing activities and are disclosed separately.	Similar to IFRS.
Cash Flow Statement — Interest and dividend	Interest paid and interest and dividends received are usually classified as operating cash flows for a financial institution. However, for other entities may be classified as operating, investing or financing activities in a manner consistent from period to period.	Interest paid and interest and dividends received in the case of a financial enterprise should be classified as cash flows arising from operating activities. In the case of other enterprises, cash flows arising from interest paid should be classified as cash flows from financing activities while interest and dividends received should be classified as cash flows from investing activities.	Interest paid and interest and dividends received in the case of a financial institution should be classified as cash flows arising from operating activities. For other entities, cash flows arising from interest paid should be classified as cash flows from financing activities while interest and dividends received should be classified as cash flows from investing activities.
Changes in Accounting Policies and Errors	Retrospective application of changes in accounting policies is made by adjusting the opening balance of the affected component of equity for the earliest prior period presented and the other comparative amounts for each period presented as if the new accounting policy were always applied. If retrospective application is impracticable for a particular prior period, or for a period before those presented, the circumstances that led to the existence of that condition and a description of how and from when the change in accounting policy has been applied needs to be stated. Material prior year	Changes in accounting policies are not applied retrospectively. The cumulative impact arising from such change is made in the financial statements in the period of change. If the impact of the change is not ascertainable, this should be disclosed. Material prior year errors are included in determination of profit or loss in the period in which the error is discovered and are separately presented in the profit and loss, so that the impact on current profit or loss can be perceived.	Similar to IFRS.



<b><u>Topic</u></b>	<b><u>IFRS</u></b>	<b><u>Indian GAAP</u></b>	<b><u>IND-AS</u></b>
	errors are corrected retrospectively by restating the comparative amounts for prior periods presented in which the error occurred, or if the error occurred before the earliest period presented, by restating the opening statement of financial position.		
New accounting pronouncements	New accounting pronouncements that have been issued but which are not effective on the date of the statement of financial position are disclosed. Known or reasonably estimable information relevant to assessing the possible impact of the new accounting pronouncements on initial application on the financial statements is disclosed.	Not required to be disclosed.	Similar to IFRS.
Events after balance sheet date/reporting period — Dividends	Liability for dividends declared to holders of equity instruments are recognised in the period when declared, which is a non-adjusting event.	Dividends are recognised as an appropriation from profits and are recorded as provisional at the balance sheet date, if proposed or declared subsequent to the reporting period but before approval of the financial statements.	Similar to IFRS.
Income Taxes — Recognition of deferred tax assets and liabilities	Deferred taxes are computed for temporary differences between the carrying amount of an asset or liability in the statement of financial position and its tax base. Deferred tax shall be recognised for all taxable temporary differences except to the extent they arise from initial recognition of: (a) goodwill; or (b) an asset or liability in a transaction which is not a business combination, and, at the time of the transaction, affects neither the accounting nor the tax profit.	Deferred taxes are recognised for all timing differences in respect of recognition of items of profit or loss for the purposes of financial reporting and for income taxes.	Similar to IFRS.
Income Taxes — Recognition of deferred tax assets	Deferred tax assets are recognised for carry forward of unused tax losses and unused	Deferred tax assets, where an enterprise has unabsorbed depreciation or carry forward of	Similar to IFRS.

<u>Topic</u>	<u>IFRS</u>	<u>Indian GAAP</u>	<u>IND-AS</u>
for carry forward tax losses	tax credits to the extent that it is probable that future taxable profit will be available against which the unused tax losses and tax credits can be utilised.	losses under tax laws, are recognised only to the extent that there is virtual certainty supported by convincing evidence that sufficient future taxable income will be available against which such deferred tax assets can be realised.  Deferred tax assets in other situations are recognised only to the extent that there is a reasonable certainty that sufficient future taxable income will be available against which such deferred tax assets can be realised.	
Income Taxes — Recognition of taxes on items recognised in other comprehensive income or directly in equity	Current tax and deferred tax is recognised outside profit or loss if the tax relates to items that are recognised in the same or a different period, outside profit or loss. Therefore, the tax on items recognised in other comprehensive income, or directly in equity, is also recorded in other comprehensive income or in equity, as appropriate.	No specific guidance in AS 22. However, an announcement made by the Institute of Chartered Accountants of India (the “ICAI”) requires any expense charged directly to reserves and/or securities premium accounts to be net of tax benefits expected to arise from the admissibility of such expenses for tax purposes. Similarly, any income credited directly to a reserve account or a similar account should be net of its tax effect.	Similar to IFRS.
Income Taxes — Investments in subsidiaries, associates, and interests in joint ventures	Deferred tax liability for all taxable temporary differences are recognised except to the extent the parent, the investor, the venture or joint operator is able to control timing of the reversal of the temporary difference. It is probable that the temporary difference will not reverse in the foreseeable future.	No deferred tax is recognised. Deferred tax expense is an aggregation from separate financial statements of each group entity and no adjustment is made on consolidation.	Similar to IFRS.
Income Taxes – Uncertain tax exemptions	An entity is required to use judgement to determine whether each tax treatment should be considered independently or whether some tax treatments should be considered together. The decision should be based on	There is no such requirement.	Similar to IFRS

<b><u>Topic</u></b>	<b><u>IFRS</u></b>	<b><u>Indian GAAP</u></b>	<b><u>IND-AS</u></b>
	which approach provides better predictions of the resolution of the uncertainty.		
Income Taxes — Deferred tax on unrealised intra-group profits	Deferred tax on unrealised intra-group profits is recognised at the buyer's rate, in the consolidated financial statements.	Deferred tax expense is an aggregation from separate financial statements of each group entity and no adjustment is made on consolidation.	Similar to IFRS.
Property, Plant and Equipment — Cost of major inspection	Costs of major inspections and overhauls are recognised as a separate component of property, plant and equipment if recognition criteria are met. Any remaining carrying amount of the cost of previous inspection is correspondingly derecognised.	Similar to IFRS.	Similar to IFRS.
Property, Plant and Equipment — Spare parts	Spare parts are recognised in accordance with IAS 16 when they meet the definition of property, plant and equipment. Otherwise, such items are classified as inventory.	Similar to IFRS.	Similar to IFRS.
Property, Plant and Equipment — Revaluation	If an entity adopts the revaluation model, revaluations are required to be made with sufficient regularity to ensure that the carrying amount does not differ materially from that which would be determined using fair value at the date of the statement of financial position.	Similar to IFRS.	Similar to IFRS.
Property, Plant and Equipment — Change in Method of Depreciation	A change in depreciation method is considered to be a change in the accounting estimate and accounted for prospectively.	Similar to IFRS.	Similar to IFRS.
Property, Plant and Equipment — Changes in existing, decommissioning, restoration and similar liabilities	Provisions for decommissioning, restoration and similar liabilities that have previously been recognised as part of the cost of an item of property, plant and equipment are adjusted for changes in the amount or timing of future costs and for changes in market-based discount rates.	Similar to IFRS.	Similar to IFRS.

<b><u>Topic</u></b>	<b><u>IFRS</u></b>	<b><u>Indian GAAP</u></b>	<b><u>IND-AS</u></b>
Determining whether an arrangement contains a lease	An arrangement that does not take the legal form of a lease, but the fulfilment of which is dependent on the use of identified assets and which conveys the right to control the use of the assets, is accounted for as a lease in accordance with IFRS 16.	There is no such requirement.	Similar to IFRS.
Operating Lease commitments	Operating lease commitments and corresponding right of use assets are recognised in the financial statements in all cases other than low value assets and short-term leases.	Lease is classified into operating lease and finance lease. Finance lease is a lease that transfers substantially all risks and rewards incidental to ownership of the asset. In such a case, an asset is recognised with a corresponding liability.	Similar to IFRS.
Revenues — Definition	Income arising in the course of an entity's ordinary activities.	Revenue is the gross inflow of cash, receivables or other consideration arising in the course of ordinary activities.  Revenue is measured by the charges made to customers for goods supplied and services rendered to them and by the charges and rewards arising from the use of resources by them.	Similar to IFRS.
Revenues — Measurement	Transaction price is the amount of consideration to which an entity expects to be entitled in exchange for transferring promised goods or services to a customer, excluding amounts collected on behalf of third parties.	Revenue is recognised as the nominal amount of consideration receivable.	Similar to IFRS.
Revenues — Interest	Interest income is recognised using the effective interest method.	Interest is recognised on a time proportion basis, taking into account the amount outstanding and the rate applicable.	Similar to IFRS.
Employee benefits — Actuarial gains and losses	Actuarial gains and losses arising on post retirement defined benefit obligations shall be recognised immediately in other comprehensive income and not reclassified to profit or loss in a subsequent period.	Actuarial gains and losses should be recognised immediately in the statement of profit and loss as income or expense.	Similar to IFRS.

<b><u>Topic</u></b>	<b><u>IFRS</u></b>	<b><u>Indian GAAP</u></b>	<b><u>IND-AS</u></b>
Employee benefits — Discount rate	Market yields at the date of the statement of financial position on high-quality corporate bonds are used as discount rates. In countries where there are no deep markets for such bonds, market yields on government bonds are used.	Market yields at the balance sheet date on government bonds are used as discount rates.	The rate used to discount shall be determined by reference to market yields at the end of the reporting period on government bonds.
Government Grants — Non-monetary assets	The asset and the grant may be accounted for at fair value. Alternatively, these can be accounted for at nominal value.	If the asset is given by the government at a discounted price, the asset and the grant are accounted for at the discounted purchase price. All other non-monetary grants are accounted for at nominal values.	Similar to IFRS.
Government Grants — Repayment	If repayment of a government grant relating to an asset is recorded by increasing the carrying amount of the asset or reducing the deferred income by the amount repayable, the cumulative additional depreciation that would have been recognised in the absence of the grant is immediately recognised as an expense. It is prohibited from being recognised directly in equity.	If repayment of a government grant relating to an asset is recorded by increasing the carrying amount of the asset, the cumulative additional depreciation that would have been recognised in the absence of the grant is recognised over the remaining useful life of the asset. It is then disclosed as an extraordinary item.	Similar to IFRS.
Effects of Changes in Foreign Exchange Rates — Functional and presentation currency	Functional currency is the currency of the primary economic environment in which the entity operates. Foreign currency is a currency other than functional currency. Presentation currency is the currency in which the financial statements are presented.	Foreign currency is a currency other than the reporting currency, which is the currency in which financial statements are presented. An enterprise normally uses the currency of the country in which it is domiciled to present its financial statements. If it uses a different currency, disclosure of the reason for using that currency is required. There is no concept of functional currency.	Similar to IFRS.
Effects of Changes in Foreign Exchange Rates — Exchange differences (other than the first-time	Exchange differences arising on translation or settlement of foreign currency monetary items are recognised in profit or loss in the period in which they arise.	Similar to IFRS. However, as per Accounting Standard 11 (AS-11), exchange differences arising on reporting of long-term foreign currency monetary items at rates different from those at which they were initially recorded during the	Similar to IFRS.

<u>Topic</u>	<u>IFRS</u>	<u>Indian GAAP</u>	<u>IND-AS</u>
adoption exemption)		period, or reported in previous financial statements, in so far as they relate to the acquisition of a depreciable capital asset, can be added to or deducted from the cost of the asset and shall be depreciated over the balance life of the asset and, in other cases, can be accumulated in a “Foreign Currency Monetary Item Translation Difference Account” and amortised over the balance period of such long-term asset/liability by recognition as income or expense in each of such periods.	
Effects of Changes in Foreign Exchange Rates — Translation in consolidated financial statements	Assets and liabilities should be translated from functional to presentation currency at the closing rate at the date of the statement of financial position; income and expenses at the actual/average rate for the period; exchange differences are recognised as a separate component of equity and recycled to income statement on the disposal of the investment/operation.	Translation of financial statements to the reporting currency of the parent depends on the classification of that operation as integral or non-integral. Integral Operation: monetary assets are translated at the closing rate; non-monetary items are translated at the historical rate if they are valued at cost and at the closing rate if they are valued on another valuation basis. Income and expense items are translated at the historical/average rate. Exchange differences are incorporated in the statement of Profit and Loss. For non-integral operations, the closing rate method should be followed, i.e. assets and liabilities are translated at the closing rate while Profit and Loss items are translated at actual/average rates. The resulting exchange difference is taken to reserve and is recycled to Profit and Loss on the disposal of the non-integral foreign operation.	Similar to IFRS.
Borrowing cost — Recognition	Capitalised if these costs are attributable to the acquisition, construction or production of a	Borrowing costs are required to be capitalised if these costs are attributable to the acquisition,	Similar to IFRS.

<b><u>Topic</u></b>	<b><u>IFRS</u></b>	<b><u>Indian GAAP</u></b>	<b><u>IND-AS</u></b>
	qualifying asset. Interest expense included in borrowing costs is calculated using the effective interest method as described in IFRS 9: Financial Instruments. It is the rate that exactly discounts estimated future cash payments or receipts through the expected life of the financial instrument or, when appropriate, a shorter period to the net carrying amount of the financial asset or financial liability. Transaction costs are taken into account when determining the initial net carrying amount and their recognition in profit or loss is effectively spread over the life of the instrument.	construction or production of a qualifying asset. Interest is calculated on the amount of the loan outstanding at the applicable rates.	
Related Party Disclosures — Post employment benefit plans	Related party includes post-employment benefit plans for the benefit of employees of the reporting entity or any entity that is a related party of the reporting entity.	Post-employment benefit plans are not included as related parties.	Similar to IFRS.
Related Party Disclosures — Key management personnel	Key management personnel include both executive and non-executive directors.	Key management personnel do not include non-executive directors.	Similar to IFRS.
Related Party Disclosures — Government-related entities	Government related entities require disclosure of: (a) The name of the government and its relationship with the reporting entity. (b) The nature and amount of each significant transaction and a qualitative or quantitative indication of other transactions which are significant collectively.	No disclosure is required in the financial statements of state-controlled enterprises as regards related party relationships with other state-controlled enterprises and transactions with such enterprises.	Similar to IFRS.
Consolidated Financial Statements — Definition of control of investee	An investor controls an investee when the investor is exposed, or has the right, to variable returns from its involvement with the investee and has the ability to affect	Control is: (a) The ownership, directly or indirectly through a subsidiary (or subsidiaries), of more than one-half of the	Similar to IFRS.

<b><u>Topic</u></b>	<b><u>IFRS</u></b>	<b><u>Indian GAAP</u></b>	<b><u>IND-AS</u></b>
	those returns through its power over the investee.	voting power of an enterprise; or (b) control of the composition of the board of directors in the case of a company or of the composition of the corresponding governing body in the case of any other enterprise so as to obtain economic benefits from its activities.	
Consolidated Financial Statements — Potential voting rights	Potential voting rights are considered only if they are substantive. For a right to be substantive, it must give the holder the current ability to direct the relevant activities of an investee when necessary and the holder must have the practical ability to exercise that right.	Potential voting rights are not considered when assessing control.	Similar to IFRS.
Consolidated Financial Statements — Exclusion of subsidiaries	If the acquisition of a subsidiary meets the criteria to be classified as held for sale in accordance with IFRS 5, it is included in the consolidation but is accounted for under that standard.	Excluded from consolidation if the subsidiary was acquired with intent to dispose of it within 12 months or if it operates under severe long-term restrictions which significantly impair its ability to transfer funds to the parent.	Similar to IFRS.
Consolidated Financial Statements — Reporting dates	The difference between the reporting date of the subsidiary and that of the parent shall be no more than three months.	The difference between the reporting date of the subsidiary and that of the parent shall be no more than six months.	Similar to IFRS.
Consolidated Financial Statements — Uniform Accounting policies	Consolidated financial statements are prepared using uniform accounting policies for like transactions and other events in similar circumstances.	Similar to IFRS except if it is impracticable to use uniform accounting policies, which fact should be disclosed together with the proportions of the items in the consolidated financial statements to which different policies have been applied.	Similar to IFRS.
Consolidated Financial Statements — Disposals	Partial disposal of a subsidiary where control is retained is accounted for as an equity transaction, and gain or loss is not recognised. Partial disposal of a subsidiary resulting in loss	No specific guidance.	Similar to IFRS.



<u>Topic</u>	<u>IFRS</u>	<u>Indian GAAP</u>	<u>IND-AS</u>
	of control triggers re-measurement of the residual holding to fair value. Any difference between the fair value and the carrying value is recognised as gain or loss in profit or loss.		
Separate Financial Statements — Accounting for investments in subsidiaries in separate financial statements of the parent	Accounted for either at cost less impairment loss or as available for sale in accordance with IFRS 9.	Accounted at cost less impairment loss.	Similar to IFRS.
Investments in Associates and Joint Ventures — Significant influence	The existence and effect of potential voting rights that are currently exercisable or convertible, including potential voting rights held by another entity, are considered when assessing significant influence.	Potential voting rights are not considered when assessing significant influence.	Similar to IFRS.
Investments in Associates and Joint Ventures — Capital Reserve/Negative Goodwill	Any excess of the entity's share of the net fair value of the investee's identifiable assets and liabilities over the cost of the investment is included as income in the determination of the entity's share of the associate or joint venture's profit or loss in the period in which the investment is acquired.	Capital reserve is included in the carrying amount of investment in the associate but is disclosed separately.	Any excess of the entity's share of the net fair value of the investee's identifiable assets and liabilities over the cost of the investment is recognised directly in equity as capital reserve in the period in which the investment is acquired.
Investments in Associates and Joint Ventures — Reporting date	The difference between the reporting date of the associate and that of the parent shall be no more than three months.	The maximum difference between the reporting date of the associate and that of the parent is not specified.	Similar to IFRS.
Investments in Associates and Joint Ventures — Method of Accounting	Investments in associates or joint ventures are to be accounted for using the equity method in consolidated financial statements.	Investments in associates are accounted for using the equity method whereas investments in joint ventures are accounted for using the proportionate consolidation method.	Similar to IFRS.
Financial Instruments: Presentation — Classification of convertible debts	Split the instrument into its liability and equity components at issuance.	Classified as debt based on its legal form and any interest expense is recognised based on the coupon rate.	Similar to IFRS.

<b><u>Topic</u></b>	<b><u>IFRS</u></b>	<b><u>Indian GAAP</u></b>	<b><u>IND-AS</u></b>
Financial Instruments: Presentation — Treasury shares	If an entity reacquires its own shares (treasury shares), these are shown as a deduction from equity.	Acquiring own shares is permitted only in limited circumstances. Shares repurchased should be cancelled immediately and cannot be held as treasury shares.	Similar to IFRS.
Earnings per share — Extraordinary items	Since IAS 1 prohibits disclosure of extraordinary items, no separate consideration is given to such items while calculating Earnings Per Share (EPS).	EPS with and without extraordinary items is to be presented.	Similar to IFRS.
Earnings per share — Disclosure	IAS 33 requires separate disclosures for EPS from continuing and discontinued operations. Disclosure is also required for instruments (including contingently issuable shares) that could potentially dilute basic earnings per share in the future, but were not included in the calculation of diluted earnings per share because they are anti-dilutive for the periods presented.	AS 20 requires disclosure of basic and diluted EPS information both in separate and consolidated financial statements.	Similar to IFRS.
Impairment of Assets — Reversal of impairment loss for goodwill	Impairment loss recognised for goodwill is prohibited from reversal in a subsequent period.	Impairment loss for goodwill is reversed if the impairment loss was caused by a specific external event of an exceptional nature that is not expected to recur and subsequent external events have occurred that reverse the effect of that event.	Similar to IFRS.
Provisions, Contingent Liabilities and Contingent Assets — Discounting	Where the effect of time value of money is material, the amount of provision is the present value of the expenditure expected to be required to settle the obligation. The discount rate is a pre-tax rate that reflects the current market assessment of the time value of money and risks specific to the liability. The discount rate does not reflect risk for which future cash flow estimates have been adjusted.	Discounting of liabilities is not permitted and provisions are carried at their full values, other than provision for capitalised decommissioning liabilities.	Similar to IFRS.

<b><u>Topic</u></b>	<b><u>IFRS</u></b>	<b><u>Indian GAAP</u></b>	<b><u>IND-AS</u></b>
Provisions, Contingent Liabilities and Contingent Assets — Contingent assets	Contingent assets are disclosed in the financial statements where an inflow of economic benefits is probable.	Contingent assets are not disclosed in the financial statements.	Similar to IFRS.
Intangible assets — Measurement	Intangible assets can be measured at either cost or revalued amount.	Measured only at cost.	Similar to IFRS.
Intangible assets — Useful life	Useful life may be either finite or indefinite.	Useful life may not be indefinite. There is a rebuttable presumption that the useful life of an intangible asset will not exceed ten years from the date when the asset is available for use.	Similar to IFRS.
Financial Instruments: Recognition and Measurement — Investments, loans and receivables	<p>Financial assets are subsequently measured at amortised cost, fair value through OCI or fair value through profit and loss on the basis of entity's business model for managing financial assets and contractual cash flow characteristics of the financial asset.</p> <p>A financial asset can be measured at amortised cost if the business model is to hold the financial asset and contractually collect all cash flows and the cash flows are solely payments of principal and interest (SPPI test).</p> <p>A financial asset can be measured at FVOCI if the business model is to both hold the financial asset to collect contractual cash flows and sell the financial asset and the cash flows meet SPPI test.</p> <p>A financial asset is measured at FVTPL if it does not meet amortised cost or FVOCI requirements.</p> <p>Investment in equity instruments (other than subsidiaries, joint ventures and associates) not held for trading</p>	<p>Investments are classified as long-term or current. Long-term investments are carried at cost less provision for diminution in value which is other than temporary. Current investments are carried at the lower of cost and fair value.</p> <p>Loans and receivables are measured at cost less valuation allowance.</p>	Similar to IFRS.

<b><u>Topic</u></b>	<b><u>IFRS</u></b>	<b><u>Indian GAAP</u></b>	<b><u>IND-AS</u></b>
	can be measured at FVOCI and held for trading needs to be measured at FVTPL		
Financial Instruments: Recognition and Measurement — Impairment	An entity shall recognise loss allowance for expected credit losses on a financial asset measured at amortised cost or at FVOCI.  Impairment of equity instruments measured at FVOCI is not recycled to profit and loss on disposal.	Impairment losses recognised in profit or loss for equity investments are reversed through profit or loss.	Similar to IFRS.
Financial Instruments: Recognition and Measurement — Foreign currency contracts	A forward exchange contract is measured at fair value as at the statement of financial position date, unless the rules for hedge accounting are applied.	Premium or discount on forward exchange contracts is amortised and recognised in the statement of profit and loss over the period of such contracts. Exchange differences on such a contract should be recognised in the statement of profit and loss in the reporting period in which the exchange rates change.	Similar to IFRS.
Financial Instruments: Recognition and Measurement — Derivatives and embedded derivatives	Measured at fair values.	There is no equivalent standard on derivatives; however, the guidance note states all the derivatives, except those covered in AS 11, are to be recognised at fair value.	Similar to IFRS.
Financial instruments – Hedge accounting	Application of hedge accounting is a choice. If certain eligibility and qualification criteria are met, hedge accounting allows an entity to reflect risk management activities in the financial statements by matching gains/losses on financial hedging instruments with losses or gains on the risk exposures they hedge.	Currently, there is no notified Accounting Standard on hedge accounting. Based on an ICAI clarification, to the extent there are no accounting treatments covered by any of the existing notified accounting standards, entities are encouraged to follow the principles enunciated in the accounting treatments contained in AS 30.	Similar to IFRS.
Non-current assets held for sale — Recognition and measurement	Non-current assets to be disposed of are classified as held for sale when the asset is available for immediate sale and the sale is highly probable.	There is no standard dealing with non-current assets held for sale, though AS 10 deals with assets held for disposal. Items of fixed assets that have been retired from active use and are	Similar to IFRS.

<b><u>Topic</u></b>	<b><u>IFRS</u></b>	<b><u>Indian GAAP</u></b>	<b><u>IND-AS</u></b>
	Depreciation ceases on the date when the assets are classified as held for sale. Non-current assets classified as held for sale are measured at the lower of their carrying value and fair value less costs to sell.	held for disposal are stated at the lower of their net book value and net realisable value and are shown separately in the financial statements. Any expected loss is recognised immediately in the statement of profit and loss.	
Non-current assets held for sale and discontinued operations — Classification	An operation is classified as discontinued when it has either been disposed of or is classified as held for sale.	An operation is classified as discontinued at the earlier of: (a) a binding sale agreement for sale of the operation; and (b) on approval by the board of directors of a detailed formal plan and announcement of the plan.	Similar to IFRS.
Operating Segments — Determination of segments	Operating segments are identified based on the financial information that is evaluated regularly by the chief operating decision maker in deciding how to allocate resources and in assessing performance.	AS 17 requires an enterprise to identify two sets of segments (business and geographical), using a risks and rewards approach.	Similar to IFRS.
Operating Segments — Measurement	Segment profit or loss is reported on the same measurement basis as that used by the chief operating decision maker. There is no definition of segment revenue, segment expense, segment result, segment asset or segment liability. Requires reconciliation of segment performance measures, and segment assets and liabilities with the corresponding amounts reported in the financial statements.	Segment information is prepared in conformity with the accounting policies adopted for preparing and presenting the financial statements of the enterprise as a whole. Segment revenue, segment expense, segment result, segment asset and segment liability have been defined. A reconciliation is presented between the information disclosed for reportable segments and the aggregated information in the enterprise's financial statements.	Similar to IFRS.
Operating Segments — Entity-wide disclosures	Requires disclosure of: (a) external revenues from each product or service; (b) revenues from customers in the country of domicile and from foreign countries; and (c) geographical information on non-current assets located in the country of domicile and foreign countries. Information on major	Disclosures are required based on the classification of segments as primary or secondary. Disclosure requirements for secondary reporting formats are less detailed than those required for primary reporting formats.	Similar to IFRS.

<u>Topic</u>	<u>IFRS</u>	<u>Indian GAAP</u>	<u>IND-AS</u>
	customers, including total revenues from each major customer, is disclosed if revenues from each customer are 10 per cent. or more of total segment revenues.		
Business combinations - scope	<p>IFRS 3 applies to a transaction or other event in which an acquirer obtains control of one or more businesses. IFRS 3 does not apply to:</p> <p>(i) The formation of a joint arrangement in the financial statements of the joint arrangement itself.</p> <p>(ii) Combinations of entities or business under common control.</p> <p>(iii) Acquisition of an asset or group of assets that do not constitute a business.</p>	<p>There is no comprehensive standard dealing with all business combinations. Guidance for amalgamations is contained in AS 14. AS 21 deals with investments in subsidiaries and AS 10 deals with a demerged unit acquired in a slump sale.</p>	<p>Similar to IFRS except that Ind AS 103 contains guidance on common control transactions.</p>
Business combinations – acquisition date	<p>The date on which the acquirer obtains control of the acquired entity is the acquisition date.</p>	<p>With respect to legal mergers under AS 14 involving merger of one or more entities into another entity, the appointed date may be defined under the Scheme of Amalgamation, which can be any date determined as per the Transferor/ Transferee Company. The effective date as per the scheme of amalgamation will be the date of filing of Court order sanctioning the scheme with statutory authorities. In case the appointed date is prior the effective date, the amalgamation is accounted on the effective date with effect from the appointed date as per the scheme of amalgamation.</p>	<p>Similar to IFRS.</p> <p><b>Relevant extract to MCA Circular dated August 21, 2019</b></p> <p>Para 5 Section 232(6) of the Act states that the scheme shall be deemed to be effective from the ‘appointed date’ and not a date subsequent to the ‘appointed date’. This is an enabling provision to allow the companies to decide and agree upon an ‘appointed date’ from which the scheme shall come into force.</p> <p>Para 6 In view of para 5, it is hereby clarified that:</p> <p>1 The provision of section 232(6) of the Act enables the companies in question to choose and state in the scheme an ‘appointed date’. This date may be a specific calendar date or may be tied to the occurrence of an event such as grant of</p>

<u>Topic</u>	<u>IFRS</u>	<u>Indian GAAP</u>	<u>IND-AS</u>
Business combinations – combination of entities under common control	IFRS 3 does not apply to combination of entities or businesses under common control.	Not applicable.	<p>license by a competent authority or fulfilment of any preconditions agreed upon by the parties, or meeting any other requirement as agreed upon between the parties, etc. which are relevant to the scheme.</p> <p>2 The ‘appointed date’ identified under the scheme shall also be deemed to be the ‘acquisition date’ and date of transfer of control for the purpose of conforming to accounting standards (including Ind AS 103).</p> <p>Assessment: MCA circular mentions that the appointed date as per the scheme shall be the acquisition date under Ind AS 103.</p> <p>Ind AS 103 includes accounting for combination of entities or businesses under common control.</p> <p>Common control business combinations will include transactions, such as transfer of subsidiaries or businesses, between entities within a group.</p> <p>Business combinations involving entities or businesses under common control should be accounted for using the pooling of interests method. This involves the following:</p> <ul style="list-style-type: none"> <li>• The assets and liabilities of the combining entities are reflected at their carrying amounts.</li> <li>• No adjustments are made to reflect fair values, or recognise any new assets or liabilities. The only adjustments that are</li> </ul>

**Topic**

**IFRS**

**Indian GAAP**

**IND-AS**

made are to harmonise accounting policies.

- The financial information in the financial statements in respect of prior periods should be restated as if the business combination had occurred from the beginning of the preceding period in the financial statements, irrespective of the actual date of the combination. However, if business combination had occurred after that date, the prior period information should be restated only from that date.
- The balance of the retained earnings appearing in the financial statements of the transferor is aggregated with the corresponding balance appearing in the financial statements of the transferee. Alternatively, it is transferred to General reserve, if any.
- The identity of the reserves should be preserved and should appear in the financial statements of the transferee in the same form in which they appeared in the financial statements of the transferor.
- Difference, if any, between the amount recorded as share capital issued plus any additional consideration in the form of cash or other assets and the amount of share



<u>Topic</u>	<u>IFRS</u>	<u>Indian GAAP</u>	<u>IND-AS</u>
			capital of the transferor should be transferred to capital reserve and should be presented separately from other capital reserves with disclosure of its nature and purpose in the notes.
Business combinations – acquisition related costs	Acquisition related costs such as finder’s fees, due diligence, etc. are accounted for as expenses in the period in which the costs are incurred and the services are received.	No specific guidance.	Similar to IFRS
<b>First Time Adoption</b>			
Previous GAAP	IFRS 1 defines previous GAAP as the basis of accounting that a first-time adopter used immediately before adopting IFRS.	No specific guidance.	IND-AS 101 defines previous GAAP as the basis of accounting that a first-time adopter used for its reporting requirement in India immediately before adopting IND-AS.
Treatment of Changes in Retained Earnings	The first-time adopter shall account for the resulting change in the retained earnings as at the transition date except in specific instances to make adjustment with goodwill.	No specific guidance.	The first-time adopter shall account for the resulting change in the retained earnings as at the transition date except in certain specific instances where it requires adjustment in goodwill. In such specific instances, IND-AS allowed adjustment to be made with capital reserve to the extent such adjustment amount does not exceed the balance available in capital reserve.
Exemptions	Several exemptions exists. An entity may elect to measure an item of property, plant and equipment at the date of transition to IFRSs at its fair value and use that fair value as its deemed cost at that date. Also, an entity may elect to use a previous GAAP revaluation of an item of property, plant and equipment at, or before, the date of transition to IFRSs as deemed cost at the date of the	No specific guidance.	Similar to IFRS and Ind AS offers certain other exemptions as follows: 1 IND-AS 101 provides certain optional exemptions relating to the long-term foreign currency monetary items and service concession arrangements relating to toll roads. An entity may continue the policy adopted for accounting

<u>Topic</u>	<u>IFRS</u>	<u>Indian GAAP</u>	<u>IND-AS</u>
	<p>revaluation, if the revaluation was, at the date of the revaluation, broadly comparable to:</p> <p>(a) fair value; or</p> <p>(b) cost or depreciated cost in accordance with IFRSs, adjusted to reflect, for example, changes in a general or specific price index.</p>		<p>for exchange differences arising from the translation of long-term foreign currency monetary items recognised in the financial statements for the period ending immediately after the beginning of the first IND-AS financial reporting period as per previous GAAP.</p> <p>2 Paragraph D7AA provides the option to use carrying values of all of its property, plant and equipment as at the date of transition to IND-AS, measured as per previous GAAP and to use them at its deemed cost as at the date of transition.</p>
<p>Presentation of Financial Statements — Classification of Financial Liabilities upon breach of covenants.</p>	<p>When an entity breaches a provision of a long-term loan arrangement on or before the end of the reporting period with the effect that the liability becomes payable on demand, it classifies the liability as current, even if the lender agreed, after the reporting period and before the authorisation of the financial statements for issue, not to demand payment as a consequence of the breach.</p> <p>However, the liability can be classified as non-current if the lender has agreed before the end of the reporting period to provide a grace period of minimum 12 months after the reporting period within which the breach can be rectified and the lender cannot demand immediate repayment.</p>	<p>There is no guidance in the existing standards. Schedule III specifies that financial liabilities where the company does not have an unconditional right to defer settlement of the liability for at least 12 months after the reporting date will be classified as current liabilities.</p> <p>The Guidance Notes on revised Schedule VI to the companies Act, 1956 (Schedule VI has now been superseded by Schedule III under the Companies Act, 2013) issued by the ICAI states that “In the Indian context, the criteria of a loan becoming repayable on demand on breach of a covenant, is generally added in the terms and conditions as a matter of abundant caution”. Also, banks generally do not demand repayment of loans on such minor defaults of debt covenants. Therefore, in such situations, the company</p>	<p>Where there is a breach of a material provision of a long-term arrangement on or before the end of the reporting period with the effect that the liability becomes payable on demand on the reporting date, if the lender has agreed, after the reporting period and before the approval of the financial statements for issue, not to demand payment as a consequence of the breach, the loan will not be classified as current.</p>

<u>Topic</u>	<u>IFRS</u>	<u>Indian GAAP</u>	<u>IND-AS</u>
		generally continues to repay the loan as per its original terms and conditions. Hence, Considering that the practical implications of such minor breaches are negligible in the Indian scenario, an entity could continue to classify the loan as “non-current” as on the balance sheet date since the loan is not actually demanded by the bank at any time prior to the date on which the Financial Statements are approved.	
Income Taxes — disclosure	<p>Additional disclosures required under IFRS include:</p> <ul style="list-style-type: none"> <li>• A reconciliation between the income tax expense (income) reported and the product of accounting profit multiplied by the applicable tax rate.</li> <li>• Either a numerical reconciliation or tax rate reconciliation is required to be presented.</li> <li>• Details of tax holidays and expiry.</li> <li>• Unrecognised deferred tax liability on undistributed earnings of subsidiaries, branches, associates and joint ventures.</li> </ul>	Certain additional disclosures like rate reconciliation, tax holidays and their expiry and unrecognised deferred tax liability on undistributed earnings of subsidiaries, branches, associates and joint ventures are not required.	Similar to IFRS.
Deferred taxes — recognition on foreign currency denominated non-monetary assets/liabilities when the tax reporting currency is not the functional currency	<p>The non-monetary assets and liabilities of an entity are measured in its functional currency.</p> <p>If the entity’s taxable profit or tax loss (and, hence, the tax base of its non-monetary assets and liabilities) is determined in a different currency, changes in the exchange rate give rise to temporary differences that result in a recognised deferred tax liability or asset.</p>	Not applicable as there is no concept of functional currency.	Similar to IFRS.

<u>Topic</u>	<u>IFRS</u>	<u>Indian GAAP</u>	<u>IND-AS</u>
Property, Plant and Equipment — scope	<p>Property under construction or development for future use as investment property is excluded from the scope of IAS 16 and is within the scope of IAS 40, Investment Property.</p> <p>Biological assets that meet the definition of a bearer plant or a living plant that is used in the production or supply of agricultural produce, is expected to bear produce for more than one period and which will not be sold as agricultural produce are included in property, plant and equipment (effective from January 1, 2016 with earlier application permitted).</p>	There is no exemption in AS 10 for property under development for future use as investment property.	Similar to IFRS.
Property, Plant and Equipment — presentation of capital advances	No specific guidance though usually included in capital-work-in-progress.	Schedule III requires capital advances to be presented separately under the heading “Long-term loans and advances” as part of non-current assets.	As per Ind AS Schedule III, capital advances should be included under other non-current assets.
Evaluating the Substance of Transactions Involving the Legal Form of a Lease	If a series of transactions involves the legal form of a lease and the economic effect can only be understood with reference to the series as a whole, then the series is accounted for as a single transaction.	No specific guidance.	Similar to IFRS.
Related Party Disclosures — definition of related party	<p>A related party is a person or entity that is related to the entity that is preparing its financial statements (reporting entity):</p> <p>(a) A person or a close member of that person’s family is related to a reporting entity if that person:</p> <p>(i) has control or joint control of the reporting entity;</p> <p>(ii) has significant influence over the reporting entity; or</p>	Parties are considered to be related if at any time during the reporting period one party has the ability to control the other party or exercise significant influence over the other party in making financial and/or operating decisions.	Similar to IFRS.

<u>Topic</u>	<u>IFRS</u>	<u>Indian GAAP</u>	<u>IND-AS</u>
	<ul style="list-style-type: none"> <li>(iii) is a member of the key management personnel of the reporting entity or of a parent of the reporting entity.</li> <li>(b) An entity is related to a reporting entity if any of the following conditions apply: <ul style="list-style-type: none"> <li>(i) the entity and the reporting entity are members of the same group (which means that each parent, subsidiary and fellow subsidiary is related to the others);</li> <li>(ii) one entity is an associate or joint venture of the other entity (or an associate or joint venture of a member of a group of which the other entity is a member);</li> <li>(iii) both entities are joint ventures of the same third party; or</li> <li>(iv) one entity is a joint venture of a third entity and the other entity is an associate of the third entity.</li> </ul> </li> </ul>		
Intangible Assets — goodwill	Not amortised but subject to annual impairment test or more frequently whenever there is an impairment indication.	Goodwill arising on amalgamation in the nature of purchase is amortised over a period not exceeding five years (in accordance with AS 14).	Similar to IFRS.
Investment Property — definition and scope	Investment property is land or building (or part thereof) or both held (whether by owner or by a lessee) to earn rentals or for capital appreciation or both.  IAS 40 does not apply to owner occupied property or property	AS 13 defines investment property as an investment in land or buildings that are not intended to be occupied substantially for use by, or in the operations of, the investing enterprise.	Similar to IFRS.

<b><u>Topic</u></b>	<b><u>IFRS</u></b>	<b><u>Indian GAAP</u></b>	<b><u>IND-AS</u></b>
	that is being constructed or developed on behalf of third parties or property held for sale in the ordinary course of business, or property that is leased to another entity under a finance lease.		
Investment Property — measurement	<p>Investment property is measured initially at cost. Transaction costs are included in the initial measurement.</p> <p>Investment properties can subsequently be measured using the cost or the fair value model, with changes in fair value recognised in profit or loss.</p>	Classified as long-term investments and measured at cost less impairment. As per Schedule III to the Companies Act, 2013, they are classified as non-current investments.	Investment properties are measured using the cost model. The use of a fair value model is not permitted. Detailed disclosures pertaining to fair value have to be provided.

## **GENERAL INFORMATION**

### **No Significant Change**

There has been no significant change in the financial or trading position of the Issuer since the date of the most recently published financial statements for the nine months ended 31 December 2020.

### **Litigation**

We are not involved in any legal or arbitration proceedings (including any proceedings which are pending or threatened of which we are aware) which may have or have had in the 12 months preceding the date of this document a significant effect on our financial position.

### **Auditors**

The auditors of our Company in respect of the unaudited but reviewed non-consolidated and consolidated financial statements as of and for the nine months ended December 31, 2020 and the audited non-consolidated and consolidated financial statements for the year as of and for the fiscal year ended 31 March 2020 were as follows:

- S.K. Mittal & Co.
- O.P. Bagla & Co. LLP

**ANNEX A**  
**INDEX TO FINANCIAL STATEMENTS**

**Standalone and Consolidated Financial Statements of REC Limited for the nine months ended 31 December 2020**

Independent Auditors' Limited Review Report for the Standalone Financial Results for the nine months ended 31 December 2020 .....	F-2
Independent Auditors' Limited Review Report for the Consolidated Financial Results for the nine months ended 31 December 2020 .....	F-4
Standalone and Consolidated Statement of Financial Results for the nine months ended 31 December 2020 .....	F-7
Notes to Standalone and Consolidated Financial Statements for the nine months ended 31 December 2020 .....	F-19

**Consolidated Financial Statements of REC Limited as of and for the fiscal year ended 31 March 2020**

Independent Auditors' Report.....	F-92
Consolidated Balance Sheet as of 31 March 2020 .....	F-101
Consolidated Statement of Profit and Loss for the year ended 31 March 2020 .....	F-102
Consolidated Cash Flow Statement for the year ended 31 March 2020.....	F-104
Consolidated Notes to Financial Statements for the year ended 31 March 2020 .....	F-107




S.K. Mittal & Co.  
Chartered Accountants  
E-29 South Extension Part-II  
New Delhi-110049.

O P Bagla & Co. LLP  
Chartered Accountants  
B-225, 5<sup>th</sup> Floor,  
Okhla Industrial Area Phase-I  
New Delhi- 110020.

**INDEPENDENT AUDITOR'S REVIEW REPORT ON THE STANDALONE UNAUDITED  
FINANCIAL RESULTS FOR THE QUARTER AND NINE MONTHS ENDED 31<sup>ST</sup>  
DECEMBER 2020**

The Board of Directors,  
REC Limited  
Core-4, SCOPE Complex,  
7, Lodi Road,  
New Delhi – 110003

1. We have reviewed the accompanying statement of standalone unaudited financial results (including annexed Standalone Balance Sheet as on 31<sup>st</sup> December 2020, Statement of Profit & Loss (including Other Comprehensive Income), Statement of Changes in Equity and Statement of Cash Flows for the period ended as on that date and summarised Notes to Accounts, including Significant Accounting Policies) of REC Limited ("the Company") for the quarter and nine months ended 31<sup>st</sup> December 2020 ("the Statement") being submitted by the Company pursuant to the requirement of Regulation 33 of the SEBI (Listing Obligations and Disclosure Requirements) Regulations, 2015, as amended.
2. This statement, which is the responsibility of the Company's Management and approved by the Board of Directors, has been prepared in accordance with the recognition and measurement principles laid down in the Indian Accounting Standard 34 'Interim Financial Reporting', prescribed under section 133 of the Companies Act, 2013, as amended ("the Act") read with relevant rules issued thereunder and other accounting principles generally accepted in India. Our responsibility is to issue a report on these financial statements based on our review.
3. We conducted our review of the Statement in accordance with the Standard on Review Engagements (SRE) 2410 "Review of Interim Financial Information Performed by the Independent Auditor of the Entity", issued by the Institute of Chartered Accountants of India. This standard requires that we plan and perform the review to obtain moderate assurance as to whether the financial statements are free of material misstatement. A review is limited primarily to inquiries of company personnel and analytical procedures applied to financial data and thus provides less assurance than an audit. We have not performed an audit and accordingly, we do not express an audit opinion.




4. Based on our review conducted as above, nothing has come to our attention that causes us to believe that the accompanying statement of unaudited financial results, prepared in accordance with recognition and measurement principles laid down in the Indian Accounting Standards specified under Section 133 of the Act, as amended, read with relevant rules issued there under and other accounting principles generally accepted in India, has not disclosed the information required to be disclosed in terms of Regulation 33 of the SEBI (Listing Obligations and Disclosure Requirements) Regulations, 2015, as amended, including the manner in which it is to be disclosed, or that it contains any material misstatement.

#### Other Matters

5. Refer Note No. 3 to the Statement regarding the provision of impairment allowance in respect of loan assets and undisbursed Letters of Comfort based on the Board approved Expected Credit Loss (ECL) methodology and calculation done by an independent agency. We have relied upon the basis of determination of impairment allowance as mentioned above, in so far as it relates to technical aspects/parameters considered by independent agency.
6. Refer Note No. 9 of the financial results regarding the impact of COVID-19 pandemic on the Company. Management is of the view that there are no reasons to believe that the pandemic will have any significant impact on the ability of the company to continue as a going concern.


Our opinion on the Statement is not modified in respect of above matters.

**M/s S.K. Mittal & Co.**  
**Chartered Accountants,**  
**ICAI Firm Registration: 001135N**



**Name - S. Murthy**  
**Designation: Partner**  
**Membership Number: 072290**  
**UDIN: 21072290AAAAAC2131**

**M/s O.P. Bagla & Co. LLP.**  
**Chartered Accountants,**  
**ICAI Firm Registration: 000018N/N500091**



**Name – Rakesh Kumar**  
**Designation: Partner**  
**Membership Number: 087537**  
**UDIN: 21087537AAAAAQ7996**

**Place : New Delhi**

**Date : 4<sup>th</sup> February 2021**


S.K. Mittal & Co.  
Chartered Accountants  
E-29 South Extension Part-II  
New Delhi-110049.

O P Bagla & Co. LLP  
Chartered Accountants  
B-225, 5<sup>th</sup> Floor,  
Okhla Industrial Area Phase-I  
New Delhi- 110020.

**INDEPENDENT AUDITOR'S REVIEW REPORT ON THE CONSOLIDATED UNAUDITED  
FINANCIAL RESULTS FOR THE QUARTER AND NINE MONTHS ENDED 31<sup>ST</sup>  
DECEMBER 2020**

The Board of Directors,  
REC Limited  
Core-IV, SCOPE Complex,  
7, Lodi Road,  
New Delhi – 110003

1. We have reviewed the accompanying Statement of Consolidated Unaudited Financial Results (including annexed Standalone Balance Sheet as on 31<sup>st</sup> December 2020, Statement of Profit & Loss (including Other Comprehensive Income), Statement of Changes in Equity and Statement of Cash Flows for the period ended as on that date and summarised Notes to Accounts, including Significant Accounting Policies) of **REC Limited** ("the Parent") and its subsidiaries (the Parent and its subsidiaries together referred to as "the Group"), and its share of the net profit after tax and total comprehensive income of its joint venture for the quarter and nine months ended 31<sup>st</sup> December 2020 ("the Statement"), being submitted by the Parent pursuant to the requirement of Regulation 33 of the SEBI (Listing Obligations and Disclosure Requirements) Regulations, 2015, as amended.
2. This Statement, which is the responsibility of the Parent's Management and approved by the Parent's Board of Directors, has been prepared in accordance with the recognition and measurement principles laid down in Indian Accounting Standard 34 "Interim Financial Reporting" ("Ind AS 34"), prescribed under Section 133 of the Companies Act, 2013, and other accounting principles generally accepted in India. Our responsibility is to express a conclusion on the Statement based on our review.
3. We conducted our review of the Statement in accordance with the Standard on Review Engagements (SRE) 2410 "Review of Interim Financial Information Performed by the Independent Auditor of the Entity", issued by the Institute of Chartered Accountants of India. A review of interim financial information consists of making inquiries, primarily of persons responsible for financial and accounting matters, and applying analytical and other review procedures. A review is substantially less in scope than an audit conducted in accordance with Standards on Auditing and consequently does not enable us to obtain assurance that we would become aware of all significant matters that might be identified in an audit. Accordingly, we do not express an audit opinion.
4. We also performed procedures in accordance with the circular issued by the SEBI under Regulation 33 (8) of the SEBI (Listing Obligations and Disclosure Requirements) Regulations, 2015, as amended, to the extent applicable.



5. The Statement includes the results of the following entities:

**List of Subsidiaries:**

- i) REC Power Distribution Company Limited
- ii) REC Transmission Projects Company Limited


**List of Joint Venture:**

- i) Energy Efficiency Services Limited, using equity method

6. Based on our review conducted and procedures performed as stated in paragraph 3 above and based on the consideration of the review reports other auditors referred to in paragraph 7 below, nothing has come to our attention that causes us to believe that the accompanying Statement, prepared in accordance with the Indian Accounting Standards as specified under Section 133 of the Act, as amended, read with relevant rules issued there under and other accounting principles generally accepted in India, has not disclosed the information required to be disclosed in terms of Regulation 33 of the SEBI (Listing Obligations and Disclosure Requirements) Regulations, 2015, as amended, including the manner in which it is to be disclosed, or that it contains any material misstatement.

**Other Matters**

7. We did not review the interim financial results of two subsidiaries included in the consolidated unaudited financial results, whose interim financial results reflect total assets of ₹ 542.48 crores as at 31<sup>st</sup> December 2020 and total revenue of ₹ 44.71 crores and ₹ 114.65 crores, total net profit after tax of ₹ 5.97 crores and ₹ 21.86 crores and total comprehensive income of ₹ 5.97 crores and ₹ 21.86 crores for the quarter and nine months ended 31<sup>st</sup> December 2020 respectively, as considered in the consolidated unaudited financial results. These interim financial results have been reviewed by other auditors whose reports have been furnished to us by the Management and our conclusion on the Statement, in so far as it relates to the amounts and disclosures included in respect of these subsidiaries is based solely on the reports of the other auditors and the procedures performed by us as stated in paragraph 3 above.
8. The consolidated unaudited financial results also include the Group's share of net profit after tax of ₹ -10.94 crores and ₹ -6.42 crores, total comprehensive income of ₹ -10.94 crores and ₹ -5.13 crores for the quarter and nine months ended 31<sup>st</sup> December 2020 respectively, as considered in the consolidated unaudited financial results, in respect of one joint venture based on their interim financial information which have not been reviewed/audited by their auditors. These interim financial results/ information are certified by the Management. According to the information and explanations given to us by the Management, these interim financial information are not material to the Group.
9. Refer Note No. 3 to the Statement regarding the provision of impairment allowance in respect of loan assets and undisbursed Letters of Comfort based on the Board approved Expected Credit Loss (ECL) methodology and calculation done by an independent agency.



We have relied upon the basis of determination of impairment allowance as mentioned above, in so far as it relates to technical aspects/parameters considered by independent agency.


10. Refer Note No. 9 of the financial results regarding the impact of COVID-19 pandemic on the Company. Management is of the view that there are no reasons to believe that the pandemic will have any significant impact on the ability of the company to continue as a going concern.

Our opinion on the Statement is not modified in respect of the above matters.

**M/s S.K. Mittal & Co.**

**Chartered Accountants**

**ICAI Firm Registration No.: 001135N**



**Name: S. Murthy**

**Designation: Partner**


**Membership Number: 072290**

**UDIN: 21072290AAAAAD3711**

**M/s O.P. Bagla & Co. LLP.**

**Chartered Accountants**

**ICAI Firm Registration No.: 000018N/N500091**



**Name: Rakesh Kumar**

**Designation: Partner**

**Membership Number: 087537**

**UDIN:21087537AAAAAR2558**

**Place : New Delhi**

**Date : 4<sup>th</sup> February 2021**

**Statement of Unaudited Standalone Financial Results for the period ended 31-12-2020**

(₹ in Crores)

S. No.	Particulars	Quarter Ended			Period Ended		Year Ended
		31-12-2020 (Unaudited)	30-09-2020 (Audited)	31-12-2019 (Unaudited)	31-12-2020 (Unaudited)	31-12-2019 (Unaudited)	31-03-2020 (Audited)
<b>1</b>	<b>Income</b>						
<b>A</b>	<b>Interest income</b>						
(i)	Interest income on loan assets	8,824.91	8,745.07	7,464.76	25,556.55	21,731.17	29,422.33
(ii)	Other interest income	71.30	92.77	66.82	280.77	176.27	240.74
	<b>Sub-total (A) - Interest Income</b>	<b>8,896.21</b>	<b>8,837.84</b>	<b>7,531.58</b>	<b>25,837.32</b>	<b>21,907.44</b>	<b>29,663.07</b>
<b>B</b>	<b>Other Operating Income</b>						
(i)	Dividend income	-	14.12	-	14.12	15.26	89.04
(ii)	Fees and commission income	25.66	31.46	12.03	62.91	28.96	38.95
(iii)	Net gain/(loss) on fair value changes	120.26	(104.04)	107.15	327.93	92.12	(25.85)
	<b>Sub-total (B) - Other Operating Income</b>	<b>145.92</b>	<b>(58.46)</b>	<b>119.18</b>	<b>404.96</b>	<b>136.34</b>	<b>102.14</b>
<b>C</b>	<b>Total Revenue from Operations (A+B)</b>	<b>9,042.13</b>	<b>8,779.38</b>	<b>7,650.76</b>	<b>26,242.28</b>	<b>22,043.78</b>	<b>29,765.21</b>
<b>D</b>	<b>Other Income</b>	<b>4.89</b>	<b>12.08</b>	<b>2.23</b>	<b>18.32</b>	<b>8.64</b>	<b>63.92</b>
	<b>Total income (C+D)</b>	<b>9,047.02</b>	<b>8,791.46</b>	<b>7,652.99</b>	<b>26,260.60</b>	<b>22,052.42</b>	<b>29,829.13</b>
<b>2</b>	<b>Expenses</b>						
<b>A</b>	<b>Finance costs</b>	5,445.97	5,411.96	4,767.95	16,050.94	14,055.25	18,997.05
<b>B</b>	<b>Net translation/ transaction exchange loss/ (gain)</b>	(22.55)	(264.07)	353.02	116.97	1,025.15	2,357.90
<b>C</b>	<b>Fees and commission expense</b>	0.33	1.73	4.11	8.92	14.95	25.44
<b>D</b>	<b>Impairment on financial instruments</b>	729.96	793.40	78.33	1,721.98	351.10	889.56
<b>E</b>	<b>Employee benefits expenses</b>	42.64	36.84	39.72	110.22	133.68	175.79
<b>F</b>	<b>Depreciation and amortization</b>	2.24	2.26	2.29	6.88	6.85	10.00
<b>G</b>	<b>Corporate social responsibility expenses</b>	21.18	11.34	31.04	108.13	82.03	258.40
<b>H</b>	<b>Other expenses</b>	17.20	24.75	33.25	76.20	98.35	131.70
	<b>Total expenses (A to H)</b>	<b>6,236.97</b>	<b>6,018.21</b>	<b>5,309.71</b>	<b>18,200.24</b>	<b>15,767.36</b>	<b>22,845.84</b>
<b>3</b>	<b>Profit before tax (1-2)</b>	<b>2,810.05</b>	<b>2,773.25</b>	<b>2,343.28</b>	<b>8,060.36</b>	<b>6,285.06</b>	<b>6,983.29</b>
<b>4</b>	<b>Tax expense</b>						
<b>A</b>	<b>Current tax</b>						
-	Current year	682.53	783.24	447.31	2,061.21	1,262.19	1,552.99
-	Earlier years	-	-	53.81	133.73	64.11	62.88
<b>B</b>	<b>Deferred tax</b>	(135.41)	(200.19)	199.81	(426.73)	508.31	481.26
	<b>Total tax expense (A+B)</b>	<b>547.12</b>	<b>583.05</b>	<b>700.93</b>	<b>1,768.21</b>	<b>1,834.61</b>	<b>2,097.13</b>
<b>5</b>	<b>Net profit for the period (3-4)</b>	<b>2,262.93</b>	<b>2,190.20</b>	<b>1,642.35</b>	<b>6,292.15</b>	<b>4,450.45</b>	<b>4,886.16</b>
<b>6</b>	<b>Other comprehensive Income/(Loss)</b>						
(i)	<b>Items that will not be reclassified to profit or loss</b>						
(a)	Re-measurement gains/(losses) on defined benefit plans	0.28	(3.18)	-	(2.90)	7.96	(2.87)
(b)	Changes in fair value of FVOCI equity instruments	47.99	23.57	56.13	136.51	(40.31)	(129.20)
(c)	Income tax relating to these items	-	-	-	-	-	-
-	Re-measurement gains/(losses) on defined benefit plans	(0.07)	0.80	-	0.73	(2.00)	0.72
-	Changes in fair value of FVOCI equity instruments	0.48	(2.13)	0.40	(4.47)	12.79	12.39
	<b>Sub-total (i)</b>	<b>48.68</b>	<b>19.06</b>	<b>56.53</b>	<b>129.87</b>	<b>(21.56)</b>	<b>(118.96)</b>
(ii)	<b>Items that will be reclassified to profit or loss</b>						
(a)	Effective Portion of Cash Flow Hedges	23.84	3.44	-	(11.80)	-	(302.12)
(b)	Cost of hedging reserve	154.17	120.12	-	444.83	-	(273.61)
(c)	Income tax relating to these items	-	-	-	-	-	-
-	Effective Portion of Cash Flow Hedges	(6.00)	(0.86)	-	2.97	-	76.04
-	Cost of hedging reserve	(38.81)	(30.23)	-	(111.96)	-	68.86
	<b>Sub-total (ii)</b>	<b>133.20</b>	<b>92.47</b>	<b>-</b>	<b>324.04</b>	<b>-</b>	<b>(430.83)</b>
	<b>Other comprehensive Income/(Loss) for the period (i+ii)</b>	<b>181.88</b>	<b>111.53</b>	<b>56.53</b>	<b>453.91</b>	<b>(21.56)</b>	<b>(549.79)</b>
<b>7</b>	<b>Total comprehensive income for the period (5+6)</b>	<b>2,444.81</b>	<b>2,301.73</b>	<b>1,698.88</b>	<b>6,746.06</b>	<b>4,428.89</b>	<b>4,336.37</b>
<b>8</b>	<b>Paid up equity share capital (Face Value ₹10 per share)</b>	<b>1,974.92</b>	<b>1,974.92</b>	<b>1,974.92</b>	<b>1,974.92</b>	<b>1,974.92</b>	<b>1,974.92</b>
<b>9</b>	<b>Other equity (as per audited balance sheet as at 31st March)</b>						<b>33,101.64</b>
<b>10</b>	<b>Basic &amp; Diluted earnings per equity share of ₹ 10 each (in ₹)</b>						
<b>A</b>	<b>For continuing operations</b>	<b>11.46</b>	<b>11.09</b>	<b>8.32</b>	<b>31.86</b>	<b>22.53</b>	<b>24.74</b>
<b>B</b>	<b>For continuing and discontinued operations</b>	<b>11.46</b>	<b>11.09</b>	<b>8.32</b>	<b>31.86</b>	<b>22.53</b>	<b>24.74</b>

See accompanying notes to the financial results.






**Statement of Unaudited Consolidated Financial Results for the period ended 31-12-2020**

(₹ in Crores)

S. No.	Particulars	Quarter Ended			Period Ended		Year Ended
		31-12-2020 (Unaudited)	30-09-2020 (Audited)	31-12-2019 (Unaudited)	31-12-2020 (Unaudited)	31-12-2019 (Unaudited)	31-03-2020 (Audited)
<b>1</b>	<b>Income</b>						
	<b>A Interest Income</b>						
	(i) Interest income on loan assets	8,824.91	8,745.07	7,464.76	25,556.55	21,731.17	29,422.33
	(ii) Other interest income	72.09	94.57	69.04	285.32	182.83	249.45
	<b>Sub-total (A) - Interest Income</b>	<b>8,897.00</b>	<b>8,839.64</b>	<b>7,533.80</b>	<b>25,841.87</b>	<b>21,914.00</b>	<b>29,671.78</b>
	<b>B Other Operating Income</b>						
	(i) Dividend income	-	5.69	(2.10)	5.69	13.16	36.94
	(ii) Fees and commission income	25.66	31.46	12.03	62.91	28.96	38.95
	(iii) Net gain/ (loss) on fair value changes	120.26	(104.04)	107.15	327.93	92.12	(25.85)
	(iv) Sale of services	41.65	37.25	61.87	102.82	132.18	182.11
	<b>Sub-total (B) - Other Operating Income</b>	<b>187.57</b>	<b>(29.64)</b>	<b>178.95</b>	<b>499.35</b>	<b>266.42</b>	<b>232.15</b>
	<b>C Total Revenue from Operations (A+B)</b>	<b>9,084.57</b>	<b>8,810.00</b>	<b>7,712.75</b>	<b>26,341.22</b>	<b>22,180.42</b>	<b>29,903.93</b>
	<b>D Other Income</b>	<b>4.89</b>	<b>12.10</b>	<b>3.97</b>	<b>18.42</b>	<b>15.19</b>	<b>77.27</b>
	<b>Total income (C+D)</b>	<b>9,089.46</b>	<b>8,822.10</b>	<b>7,716.72</b>	<b>26,359.64</b>	<b>22,195.61</b>	<b>29,981.20</b>
<b>2</b>	<b>Expenses</b>						
	<b>A Finance costs</b>	5,444.88	5,410.87	4,766.22	16,048.33	14,051.08	18,991.30
	<b>B Net translation/ transaction exchange loss/ (gain)</b>	(22.55)	(264.07)	353.02	116.97	1,025.15	2,357.90
	<b>C Fees and commission expense</b>	0.33	1.73	4.11	8.92	14.95	25.44
	<b>D Impairment on financial instruments</b>	730.31	794.54	81.56	1,726.48	362.93	919.49
	<b>E Cost of services rendered</b>	27.92	14.97	17.15	57.69	48.57	71.61
	<b>F Employee benefits expenses</b>	47.37	41.52	44.23	123.90	147.26	193.15
	<b>G Depreciation and amortization</b>	2.55	2.64	2.77	7.99	8.21	11.77
	<b>H Corporate social responsibility expenses</b>	22.45	12.19	31.21	110.39	82.87	259.29
	<b>I Other expenses</b>	18.27	25.62	33.03	77.34	96.20	130.41
	<b>Total Expenses (A to I)</b>	<b>6,271.53</b>	<b>6,040.01</b>	<b>5,333.30</b>	<b>18,278.01</b>	<b>15,837.22</b>	<b>22,960.36</b>
<b>3</b>	<b>Share of Profit/ (loss) of Joint Venture accounted for using equity method</b>	(10.94)	2.24	3.05	(6.42)	7.36	9.14
<b>4</b>	<b>Profit before Tax (1-2+3)</b>	<b>2,806.99</b>	<b>2,784.33</b>	<b>2,386.47</b>	<b>8,075.21</b>	<b>6,365.75</b>	<b>7,029.98</b>
<b>5</b>	<b>Tax Expense</b>						
	<b>A Current Tax</b>						
	- Current Year	685.94	788.15	459.62	2,071.39	1,284.60	1,579.79
	- Earlier Years	(0.01)	-	52.81	133.72	64.11	65.27
	<b>B Deferred Tax</b>	(136.90)	(200.96)	207.23	(430.30)	518.76	412.65
	<b>Total Tax Expense (A+B)</b>	<b>549.03</b>	<b>587.19</b>	<b>719.66</b>	<b>1,774.81</b>	<b>1,867.47</b>	<b>2,057.71</b>
<b>6</b>	<b>Net profit for the period (4-5)</b>	<b>2,257.96</b>	<b>2,197.14</b>	<b>1,666.81</b>	<b>6,300.40</b>	<b>4,498.28</b>	<b>4,972.27</b>
<b>7</b>	<b>Other comprehensive Income/(Loss)</b>						
	(i) <b>Items that will not be reclassified to profit or loss</b>						
	(a) Re-measurement gains/(losses) on defined benefit plans	0.28	(3.18)	-	(2.90)	7.96	(2.87)
	(b) Changes in fair value of FVOCI equity instruments	47.99	23.57	56.13	136.51	(40.31)	(129.20)
	(c) Share of Profit of Joint Venture accounted for using equity method	0.02	-	-	0.02	(0.10)	(0.12)
	(d) <b>Income tax relating to these items</b>						
	- Re-measurement gains/(losses) on defined benefit plans	(0.07)	0.80	-	0.73	(2.00)	0.72
	- Changes in fair value of FVOCI equity instruments	0.48	(2.13)	0.40	(4.47)	12.79	12.39
	<b>Sub-total (i)</b>	<b>48.70</b>	<b>19.06</b>	<b>56.53</b>	<b>129.89</b>	<b>(21.66)</b>	<b>(119.08)</b>
	(ii) <b>Items that will be reclassified to profit or loss</b>						
	(a) Effective Portion of Cash Flow Hedges	23.84	3.44	-	(11.80)	-	(302.12)
	(b) Cost of hedging reserve	154.17	120.12	-	444.83	-	(273.61)
	(c) Share of other comprehensive income/ (loss) of joint venture accounted for using equity method	1.29	-	-	1.29	(3.14)	(3.94)
	(d) <b>Income tax relating to these items</b>						
	- Effective Portion of Cash Flow Hedges	(6.00)	(0.86)	-	2.97	-	76.04
	- Cost of hedging reserve	(38.81)	(30.23)	-	(111.96)	-	68.86
	<b>Sub-total (ii)</b>	<b>134.49</b>	<b>92.47</b>	<b>-</b>	<b>325.33</b>	<b>(3.14)</b>	<b>(434.77)</b>
	<b>Other comprehensive income/(loss) for the period (i + ii)</b>	<b>183.19</b>	<b>111.53</b>	<b>56.53</b>	<b>455.22</b>	<b>(24.80)</b>	<b>(553.85)</b>
<b>8</b>	<b>Total comprehensive Income for the period (6+7)</b>	<b>2,441.15</b>	<b>2,308.67</b>	<b>1,723.34</b>	<b>6,755.62</b>	<b>4,473.48</b>	<b>4,418.42</b>
<b>9</b>	<b>Paid up Equity Share Capital (Face Value ₹10 per share)</b>	<b>1,974.92</b>	<b>1,974.92</b>	<b>1,974.92</b>	<b>1,974.92</b>	<b>1,974.92</b>	<b>1,974.92</b>
<b>10</b>	<b>Other Equity (as per audited balance sheet as at 31st March)</b>						<b>33,421.51</b>
<b>11</b>	<b>Basic &amp; Diluted earnings per equity share of ₹ 10 each (in ₹) (not annualised)</b>						
	<b>A For continuing operations</b>	<b>11.44</b>	<b>11.14</b>	<b>8.44</b>	<b>31.90</b>	<b>22.78</b>	<b>25.18</b>
	<b>B For continuing and discontinued operations</b>	<b>11.44</b>	<b>11.14</b>	<b>8.44</b>	<b>31.90</b>	<b>22.78</b>	<b>25.18</b>

See accompanying notes to the financial results.



Notes:

- The above financial results of the Company were reviewed by the Audit Committee and approved and taken on record by the Board of Directors at the meetings held on 4th February, 2021. These results have been subjected to limited review by the Statutory Auditors of the Company.
- The accounts of the subsidiary companies, REC Power Distribution Company Limited (standalone) and REC Transmission Projects Company Limited (consolidated) subjected to the limited review and unaudited standalone accounts of joint venture (Energy Efficiency Services Limited) have been consolidated in accordance with the Indian Accounting Standard 110 'Consolidated Financial Statements', Indian Accounting Standard 111 'Joint Arrangements' and Indian Accounting Standard 28 'Investments in Associates and Joint Ventures'.
- Provisioning on loan assets is provided as per the board-approved ECL methodology and calculations done by an independent agency along with management overlays, wherever necessary. Details of impairment loss allowance maintained in respect of loan assets are as under:

S. No.	Particulars	As at 31.12.2020			As at 31.03.2020		
		Stage 1 & 2	Stage 3	Total	Stage 1 & 2	Stage 3	Total
		1.	Loan assets	3,38,846.44	18,220.62	3,57,067.06	3,01,169.13
2.	Impairment loss allowance (net of movements)	1,284.30	11,274.00	12,558.30	1,443.91	10,552.13	11,996.04
	Provisioning Coverage (%) (2/1)	0.38%	61.87%	3.52%	0.48%	49.64%	3.72%

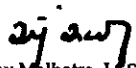
Additionally, the Company has also maintained an Impairment Reserve of ₹ 793.29 crores in accordance with RBI Notification No. DOR (NBFC).CC.PD.No.109/22.10.106/2019-20 dated 13th March 2020.




- Interest income on credit-impaired loan assets is not being recognised as a matter of prudence, pending the outcome of resolutions of such assets.
- During the quarter, the Company has implemented restructuring plan of one of the borrowers with an outstanding loan amount of Rs. 2,301.99 crores. According to the restructuring agreement, the outstanding loan has been converted into a fresh term loan of 1,396.55 crores along with allotment of equity/ debt instruments and balance amount of Rs. 905.44 crores has been written off with the reversal of the corresponding provision thereof.
- The Company's main business is to provide finance to power sector. Accordingly, the company does not have more than one segment eligible for reporting in terms of Indian Accounting Standard (Ind AS) 108 'Operating Segments'.
- The Company raises funds in different currencies through a mix of term loans from banks/ financial institutions/ Govt. agencies and bonds of different tenors through private placement of debt securities. The amounts raised during the period have been utilized for the stated objects in the offer document/ information memorandum. Further, there has been no default as on 31st December, 2020 in the repayment of debt securities, borrowings and subordinated liabilities and the Company has met all its debt servicing obligations, whether principal or interest, during the period.
- Disclosures in respect of Liquidity Risk Management in accordance with RBI Guidelines dated 4th November 2019 are annexed at **Annexure-A**.
- The Covid-19 situation has been under close watch by the Company to take prompt actions for continuity of business operations in an optimised manner. An update on the impact of Covid-19 outbreak on the business operations of the Company is annexed as **Annexure-B**.
- For all the secured bonds issued by the Company and outstanding as at 31st December 2020, 100% security cover has been maintained by way of mortgage on certain immovable properties and/ or charge on the receivables of the Company.
- The Balance Sheet, Statement of Profit & Loss, Statement of Changes in Equity (SOCIE), Statement of Cash Flows and summarised Notes to Accounts, including Significant Accounting Policies on Standalone basis and Consolidated basis for the period ended 31st December 2020 have been annexed herewith this statement as **Annexure-C** and **Annexure-D** respectively.
- Previous period/ years' figures have been regrouped/ reclassified, wherever necessary, in order to make them comparable.

Place: New Delhi

Date: 4th February 2021

For REC Limited

  
(Sanjay Malhotra, IAS)  
Chairman & Managing Director  
DIN - 00992744





**Disclosures in accordance with RBI Circular on liquidity risk management**

The Company has put in place an effective Asset Liability Management System and has also constituted an Asset Liability Management Committee ("ALCO") which monitors the liquidity risk with the help of liquidity gap analysis. The Company continuously monitors the projected and actual cash flows and accordingly maintains adequate bank balances, overdraft facilities, short term investments that are readily convertible into cash and adequate borrowing plans.

**(i) Funding Concentration based on significant counterparty (borrowings)**

Particulars	As at 31-12-2020	As at 31-03-2020
Number of significant counterparties *	18	14
Amount (₹ in Crores)	1,61,635.72	1,25,850.36
% of Total Liabilities	47.90%	40.41%

**(ii) Top 10 borrowings**

Particulars	As at 31-12-2020		As at 31-03-2020	
	Amount (₹ in Crore)	% of Total borrowings	Amount (₹ in Crore)	% of Total borrowings
1 Term Loan from State Bank of India	10,839.91	3.53%	7,299.92	2.61%
2 Term Loan from National Small Savings Fund (NSSF)	10,000.00	3.26%	10,000.00	3.57%
3 54EC- Series XII (2018-19)	6,651.77	2.17%	6,651.77	2.37%
4 54EC- Series XIII (2019-20)	6,159.32	2.01%	5,759.14	2.06%
5 Foreign Currency Bonds- US \$700 Mn Bonds	5,113.75	1.66%	5,277.01	1.88%
6 Institutional Bonds- 182nd Series	5,063.00	1.65%	5,063.00	1.81%
7 Institutional Bonds- 203rd A Series	5,000.00	1.63%	-	0.00%
8 Foreign Currency Bonds- US \$650 Mn Bonds	4,748.48	1.55%	4,900.08	1.75%
9 Institutional Bonds- 114th Series	4,300.00	1.40%	4,300.00	1.54%
10 54EC- Series XI (2017-18)	4,136.97	1.35%	9,565.23	3.41%
11 Institutional Bonds- 105th Series	-	0.00%	3,922.20	1.40%
<b>Total</b>	<b>62,013.20</b>	<b>20.19%</b>	<b>62,738.35</b>	<b>22.40%</b>


**(iii) Funding Concentration based on significant instrument/ product**

Name of significant instrument/ product *	As at 31-12-2020		As at 31-03-2020	
	Amount (₹ in Crore)	% of Total Liabilities	Amount (₹ in Crore)	% of Total Liabilities
<b>1 Debt Securities</b>				
Institutional Bonds	1,64,914.90	48.87%	1,52,132.20	48.85%
Foreign Currency Bonds	22,646.61	6.71%	22,615.78	7.26%
54EC Capital Gain Tax Exemption Bonds	19,974.37	5.92%	22,376.33	7.19%
Tax Free Bonds	12,648.41	3.75%	12,648.41	4.06%
<b>Sub-Total (1)</b>	<b>2,20,184.29</b>	<b>65.25%</b>	<b>2,09,772.72</b>	<b>67.36%</b>
<b>2 Borrowings (Other than Debt Securities)</b>				
Term Loans from Banks	29,641.54	8.78%	18,899.78	6.07%
Foreign Currency Borrowings	20,866.90	6.18%	21,762.71	6.99%
Term Loans from Govt. of India	10,000.00	2.96%	10,000.00	3.21%
FCNR (B) Loans	7,195.77	2.13%	6,973.20	2.24%
Loans repayable on demand from Banks	10,575.00	3.13%	-	-
<b>Sub-Total (2)</b>	<b>78,279.21</b>	<b>23.20%</b>	<b>57,635.69</b>	<b>18.51%</b>
<b>3 Subordinated Liabilities</b>	<b>6,650.70</b>	<b>1.97%</b>	<b>4,651.20</b>	<b>1.49%</b>
<b>Total (1+2+3)</b>	<b>3,05,114.20</b>	<b>90.42%</b>	<b>2,72,059.61</b>	<b>87.36%</b>

**(iv) Stock Ratios:**

Particulars	As at 31-12-2020				As at 31-03-2020			
	Amount (₹ in Crores)	% of Public Funds	% of Total Liabilities	% of Total Assets	Amount (₹ in Crores)	% of Public Funds	% of Total Liabilities	% of Total Assets
Commercial Papers	-	-	-	-	2,925.00	1.04%	0.94%	0.84%
Non-Convertible debentures having maturity of less than one year	-	-	-	-	-	-	-	-
Other Short-Term liabilities	18,420.10	6.00%	5.46%	4.86%	10,551.34	3.77%	3.39%	3.05%

\* Significant counterparty/ significant instrument/ product is defined as a single counterparty/ single instrument/ product or group of connected or affiliated counterparties accounting in aggregate to more than 1% of the company's total liabilities.



(iv) **Liquidity Coverage Ratio Disclosure**

RBI vide its Liquidity Framework dated 04 Nov, 2019 has stipulated the implementation of Liquidity Coverage Ratio (LCR) for Non-Deposit taking NBFCs with asset size of more than Rs. 10000 Crore w.e.f 01 Dec, 2020. LCR aims to ensure that Company has an adequate stock of unencumbered High-Quality Liquid Assets (HQLA) that can be converted into cash easily and immediately to meet its liquidity needs for a 30 calendar day liquidity stress scenario. Accordingly REC Limited has started computing and making investments in High Quality Liquid Assets under LCR Regime of the regulator.




Company is maintaining the LCR at 50% level as per RBI Guidelines under different class of HQLAs such as Govt.-Securities/SDRs/AAA/AA Corporate and auto swap balances with banks. Also, the management is of the view that the Company has sufficient liquidity cover to meet its likely future short-term requirements.

**Liquidity Coverage Ratio Disclosure for the period ended 31.12.2020**

(₹ in Crores)

Particulars	Total Unweighted Value (average)*	Total Weighted Value (average)*
<b>High Quality Liquid Assets</b>		
Total High Quality Liquid Assets (HQLA)	2,249.00	2,221.13
- AA/AAA Corporate Bonds	185.81	157.94
- G-SEC Bonds	212.43	212.43
- SDLs	133.25	133.25
- Banks Autoswap	1,717.50	1,717.50
<b>Cash Outflows</b>		
Deposits (for deposit taking companies)	-	-
Unsecured wholesale funding	-	-
Secured wholesale funding	-	-
Additional requirements, of which	-	-
- Outflows related to derivative exposures and other collateral requirements	-	-
- Outflows related to loss of funding on debt products	-	-
- Credit and liquidity facilities	-	-
Other contractual funding obligations	10,418.50	11,981.28
Other contingent funding obligations	1,970.25	2,265.78
<b>Total Cash Outflows</b>	<b>12,388.75</b>	<b>14,247.06</b>
<b>Cash Inflows</b>		
Secured lending	-	-
Inflows from fully performing exposures	6,789.11	5,091.83
Other cash inflows	6,290.00	4,717.50
<b>Total Cash Inflows</b>	<b>13,079.11</b>	<b>9,809.33</b>
<b>Total Adjusted Value</b>		
Total HQLA		2,221.13
Total Net Cash Outflows		4,437.73
	<b>LIQUIDITY COVERAGE RATIO (%)</b>	<b>50.05%</b>

\* For average, the observations as on 01.12.2020 (i.e implementation date) and 31.12.2020 (quarter closing date) has been considered.



**Impact of Covid-19 Pandemic on the Company**

Post the lockdown period, the improvement in electricity consumption and generation reflects expansion in economic activity. The Company continues to leverage digital technology for review & monitoring, information-sharing and knowledge management to continue the business operations without any significant disruptions.

**Liquidity Buffers with the Company**

The Company has not experienced any significant impact on its liquidity position due to the access to diversified sources of borrowings. The Company has available limits of more than Rs. 7,000 crores towards Working Capital/ Term Loans from various banks apart from High Quality Liquid Assets of more than Rs. 1,000 crores as on 31 January 2021.

**Covid-19 Relief Package for the Power Sector**

The Govt. of India, as a part of its Covid-19 relief package, had announced liquidity injection to the State Discoms in the form of State Govt. guaranteed loans through REC and PFC (Power Finance Corporation Ltd.) to clear the outstanding dues of Power Generation and Transmission Companies. As at 27 January 2021, the Company has sanctioned and disbursed a sum of Rs. 65,932 crores and Rs. 24,204 crores respectively to the discoms as part of this liquidity package.

Considering the resurgence in the business and commercial activity leading to increase in power demand and generation and other mitigating factors including REC's liquidity position and access to diverse sources of funds, there are no reasons to believe that the current crisis will have any significant impact on the Company's ability to maintain its operations, including the going concern assessment. However, the impact will continue to be dependent on future developments, which are uncertain, including, among other things, any new information concerning the severity or new variants of the Covid-19 virus and any further action by the Govt. or the Company to contain its spread or mitigate its impact.




## REC Limited

Registered Office - Core-4, SCOPE Complex, 7, Lodhi Road, New Delhi - 110003, CIN: L40101DL1969GOI005095

## Balance Sheet as at 31st December 2020

(₹ in Crores)

S. No.	Particulars	Note No.	As at 31-12-2020	As at 31-03-2020
	<b>ASSETS</b>			
(1)	<b>Financial Assets</b>			
(a)	Cash and cash equivalents	6	2,010.27	1,678.03
(b)	Other bank balances	7	498.83	2,021.96
(c)	Derivative financial instruments	8	2,456.34	3,318.85
(d)	Loans	9	3,45,624.71	3,12,083.50
(e)	Investments	10	3,270.16	2,313.21
(f)	Other financial assets	11	22,127.29	22,081.59
	<b>Total - Financial Assets (1)</b>		<b>3,75,987.60</b>	<b>3,43,497.14</b>
(2)	<b>Non-Financial Assets</b>			
(a)	Current tax assets (net)	12	218.76	392.66
(b)	Deferred tax assets (net)	13	2,347.59	2,034.32
(c)	Investment Property	14	0.01	0.01
(d)	Property, Plant & Equipment	15	153.42	153.00
(e)	Capital Work-in-Progress	15	405.01	287.62
(f)	Intangible Assets Under Development	15	0.77	0.77
(g)	Other Intangible Assets	15	6.77	8.80
(h)	Other non-financial assets	16	72.94	113.27
	<b>Total - Non-Financial Assets (2)</b>		<b>3,205.27</b>	<b>2,990.45</b>
	<b>Total ASSETS (1+2)</b>		<b>3,79,192.87</b>	<b>3,46,487.59</b>
	<b>LIABILITIES AND EQUITY</b>			
	<b>LIABILITIES</b>			
(1)	<b>Financial Liabilities</b>			
(a)	Derivative financial instruments	8	1,124.74	1,325.73
(b)	Debt Securities	17	2,26,328.67	2,19,977.22
(c)	Borrowings (other than debt securities)	18	80,245.68	61,543.61
(d)	Subordinated Liabilities	19	7,002.70	4,819.65
(e)	Other financial liabilities	20	22,389.86	23,562.70
	<b>Total - Financial Liabilities (1)</b>		<b>3,37,091.65</b>	<b>3,11,228.91</b>
(2)	<b>Non-Financial Liabilities</b>			
(a)	Current tax liabilities (net)	21	163.15	-
(b)	Provisions	22	98.33	106.51
(c)	Other non-financial liabilities	23	90.86	75.61
	<b>Total - Non-Financial Liabilities (2)</b>		<b>352.34</b>	<b>182.12</b>
(3)	<b>EQUITY</b>			
(a)	Equity Share Capital	24	1,974.92	1,974.92
(b)	Other equity	25	39,773.96	33,101.64
	<b>Total - Equity (3)</b>		<b>41,748.88</b>	<b>35,076.56</b>
	<b>Total - LIABILITIES AND EQUITY (1+2+3)</b>		<b>3,79,192.87</b>	<b>3,46,487.59</b>




REC Limited

Registered Office - Core-4, SCOPE Complex, 7, Lodhi Road, New Delhi - 110003, CIN: L40101DL1969GOIC05095

Statement of Profit and Loss for the period ended 31st December 2020

(₹ in Crores)

S. No.	Particulars	Note No.	Period ended 31-12-2020	Period ended 31-12-2019
	<b>Revenue from Operations</b>			
(i)	Interest Income	26	25,837.32	21,907.44
(ii)	Dividend Income	27	14.12	15.26
(iii)	Fees and Commission Income	28	62.91	28.96
(iv)	Net gain on fair value changes	33	327.93	92.12
<b>I.</b>	<b>Total Revenue from Operations (i to iv)</b>		<b>26,242.28</b>	<b>22,043.78</b>
<b>II.</b>	<b>Other Income</b>	29	18.32	8.64
<b>III.</b>	<b>Total Income (I+II)</b>		<b>26,260.60</b>	<b>22,052.42</b>
	<b>Expenses</b>			
(i)	Finance Costs	30	16,050.94	14,055.25
(ii)	Net translation/ transaction exchange loss	31	116.97	1,025.15
(iii)	Fees and commission Expense	32	8.92	14.95
(iv)	Impairment on financial instruments	34	1,721.98	351.10
(v)	Employee Benefits Expenses	35	110.22	133.68
(vi)	Depreciation and amortization	36	6.88	6.85
(vii)	Corporate Social Responsibility Expenses	37	108.13	82.03
(viii)	Other Expenses	38	76.20	98.35
<b>IV.</b>	<b>Total Expenses (i to viii)</b>		<b>18,200.24</b>	<b>15,767.36</b>
<b>V.</b>	<b>Profit before Tax (III-IV)</b>		<b>8,060.36</b>	<b>6,285.06</b>
<b>VI.</b>	<b>Tax Expense</b>	39		
(i)	Current tax		2,194.94	1,326.30
(ii)	Deferred Tax		(426.73)	508.31
	<b>Total Tax Expense (i+ii)</b>		<b>1,768.21</b>	<b>1,834.61</b>
<b>VII.</b>	<b>Profit for the period</b>		<b>6,292.15</b>	<b>4,450.45</b>
	<b>Other comprehensive Income/(Loss)</b>			
(i)	<b>Items that will not be reclassified to profit or loss</b>			
(a)	Re-measurement gains/(losses) on defined benefit plans		(2.90)	7.96
(b)	Changes in Fair Value of FVOCI Equity Instruments		136.51	(40.31)
(c)	Income tax relating to these items			
	- Re-measurement gains/(losses) on defined benefit plans		0.73	(2.00)
	- Changes in Fair Value of FVOCI Equity Instruments		(4.47)	12.79
	<b>Sub-Total (i)</b>		<b>129.87</b>	<b>(21.56)</b>
(ii)	<b>Items that will be reclassified to profit or loss</b>			
(a)	Effective Portion of Cash Flow Hedges		(11.80)	-
(b)	Cost of hedging reserve		444.83	-
(c)	Income tax relating to these items			
	- Effective Portion of Cash Flow Hedges		2.97	-
	- Cost of hedging reserve		(111.96)	-
	<b>Sub-Total (ii)</b>		<b>324.04</b>	<b>-</b>
<b>VIII.</b>	<b>Other comprehensive Income/(Loss) for the period (i+ii)</b>		<b>453.91</b>	<b>(21.56)</b>
<b>IX.</b>	<b>Total comprehensive Income for the period (VII+VIII)</b>		<b>6,746.06</b>	<b>4,428.89</b>
<b>X.</b>	<b>Basic &amp; Diluted Earnings per Equity Share of ₹ 10 each (in ₹)</b>	40		
(1)	For continuing operations		31.86	22.53
(2)	For continuing and discontinued operations		31.86	22.53



**Statement of Changes in Equity for the period ended 31st December 2020**

**A Equity share capital**



(₹ in Crores)

Particulars	As at 31-12-2020	As at 31-03-2020
Opening Balance	1,974.92	1,974.92
Changes in equity share capital during the period	-	-
Closing Balance	1,974.92	1,974.92

**B Other Equity**



(₹ in Crores)

Particulars	Reserves & Surplus									FVOCI-Equity Instruments	Effective Portion of Cash Flow Hedges	Costs of Hedging reserve	Total
	Special Reserve created u/s 36(1) (viii) of the Income Tax Act, 1961	Reserve for Bad and doubtful debts u/s 36(1)(viiia) of the Income Tax Act, 1961	Reserve Fund u/s 45-IC of Reserve Bank of India Act, 1934	Debenture Redemption Reserve	Securities Premium Account	Foreign Currency Monetary Item Translation Difference Account	General Reserve	Impairment Reserve	Retained Earnings				
Balance as at 31st March 2019	15,136.78	3,034.72	1,153.00	1,318.13	2,236.54	(764.82)	5,177.40	-	4,899.39	136.88	-	-	32,328.02
Profit for the period									4,450.45				4,450.45
Remeasurement of Defined Benefit Plans									5.96				5.96
Recognition through Other Comprehensive Income (net of taxes)									-	(27.52)	-		(27.52)
<b>Total Comprehensive Income</b>	-	-	-	-	-	-	-	-	4,456.41	(27.52)	-	-	4,428.89
<b>Other adjustments</b>													
Transfer to/ (from) Retained Earnings	1,251.10	266.02	891.00	49.15					(2,457.27)				-
Transfer to General Reserve		(378.41)		(1,367.28)			1,745.69						-
Reclassification of gain/ (loss) on sale/ extinguishment of FVOCI equity instrument									(86.19)	86.19			-
Foreign Currency Translation Loss on long term monetary items during the period						(570.90)							(570.90)
Amortisation during the period							354.21						354.21
<b>Total- Other adjustments</b>	1,251.10	(112.39)	891.00	(1,318.13)	-	(216.69)	1,745.69	-	(2,543.46)	86.19	-	-	(216.69)
Dividends									-				-
Dividend Distribution Tax									-				-
<b>Total- Transaction with owners and taxes</b>	-	-	-	-	-	-	-	-	-	-	-	-	-
Balance as at 31st December 2019	16,387.88	2,922.33	2,044.00	-	2,236.54	(981.51)	6,923.09	-	6,812.34	195.55	-	-	36,540.22



(₹ in Crores)

Particulars	Reserves & Surplus									FVOCI- Equity Instruments	Cash Flow Hedging reserve	Costs of Hedging reserve	Total
	Special Reserve created u/s 36(1) (viii) of the Income Tax Act, 1961	Reserve for Bad and doubtful debts u/s 36(1)(vii) of the Income Tax Act, 1961	Reserve Fund u/s 45- IC of Reserve Bank of India Act, 1934	Debenture Redemption Reserve	Securities Premium Account	Foreign Currency Monetary Item Translation Difference Account	General Reserve	Impairment Reserve	Retained Earnings				
Balance as at 31st March 2020	16,659.10	2,992.83	2,131.00	-	2,236.54	(1,719.38)	6,923.09	793.29	3,409.74	106.26	(226.08)	(204.75)	33,101.64
Profit for the period									6,292.15				6,292.15
Remeasurement of Defined Benefit Plans									(2.17)				(2.17)
Recognition through Other Comprehensive Income (net of taxes)									-	132.04	(8.83)	332.87	456.08
<b>Total Comprehensive Income</b>	-	-	-	-	-	-	-	-	<b>6,289.98</b>	<b>132.04</b>	<b>(8.83)</b>	<b>332.87</b>	<b>6,746.06</b>
<b>Other adjustments</b>													
Transfer to/ (from) Retained Earnings	1,962.21	288.14	1,259.00	-	-	-	981.10	-	(4,490.45)				-
Transfer to General Reserve	-	(1,152.56)	-	-	-	-	1,152.56	-	-				-
Reclassification of gain/ (loss) on sale/ extinguishment of FVOCI equity instrument									182.68	(182.68)			-
Foreign Currency Translation Loss on long term monetary items during the period							457.90						457.90
Amortisation during the period							653.31						653.31
<b>Total- Other adjustments</b>	<b>1,962.21</b>	<b>(864.42)</b>	<b>1,259.00</b>	<b>-</b>	<b>-</b>	<b>1,111.21</b>	<b>2,133.66</b>	<b>-</b>	<b>(4,307.77)</b>	<b>(182.68)</b>	<b>-</b>	<b>-</b>	<b>1,111.21</b>
Dividends									(1,184.95)				(1,184.95)
Dividend Distribution Tax									-				-
<b>Total- Transaction with owners and taxes</b>	<b>-</b>	<b>-</b>	<b>-</b>	<b>-</b>	<b>-</b>	<b>-</b>	<b>-</b>	<b>-</b>	<b>(1,184.95)</b>	<b>-</b>	<b>-</b>	<b>-</b>	<b>(1,184.95)</b>
<b>Balance as at 31st December 2020</b>	<b>18,621.31</b>	<b>2,128.41</b>	<b>3,390.00</b>	<b>-</b>	<b>2,236.54</b>	<b>(608.17)</b>	<b>9,056.75</b>	<b>793.29</b>	<b>4,207.00</b>	<b>55.62</b>	<b>(234.91)</b>	<b>128.12</b>	<b>39,773.96</b>






REC Limited

Registered Office - Core-4, SCOPE Complex, 7, Lodhi Road, New Delhi - 110003, CIN: L40101DL1969GOI005095

Statement of Cash Flows for the period ended 31st December 2020

(₹ in Crores)

Particulars	Period ended 31-12-2020	Period ended 31-12-2019
<b>A. Cash Flow from Operating Activities :</b>		
Net Profit before Tax	8,060.36	6,285.06
<b>Adjustments for:</b>		
1. Loss on derecognition of Property, Plant and Equipment (net)	3.33	0.86
2. Depreciation & Amortization	6.88	6.85
3. Impairment losses on financial assets	1,721.98	351.10
4. Adjustments towards Effective Interest Rate in respect of Loans	24.53	35.32
5. Adjustments towards Effective Interest Rate in respect of Borrowings	143.92	35.10
6. Fair Value Changes in Derivatives	(301.24)	(78.44)
7. Fair Value Changes in FVTPL/ HQLA Investments	(5.67)	-
8. Interest on Commercial Paper	35.32	421.17
9. Interest Accrued on Zero Coupon Bonds	79.77	77.75
10. Loss/ (Gain) on Exchange Rate fluctuation	258.66	1,026.12
11. Dividend Income	(14.12)	(15.26)
12. Interest Income on Investments	(152.35)	(128.46)
<b>Operating profit before Changes in Operating Assets &amp; Liabilities</b>	<b>9,861.37</b>	<b>8,017.17</b>
<b>Inflow / (Outflow) on account of :</b>		
1. Loan Assets	(36,171.33)	(26,665.04)
2. Derivatives	641.56	(225.66)
3. Other Operating Assets	2,030.58	(564.19)
4. Operating Liabilities	(1,241.76)	561.47
<b>Cash flow from Operations</b>	<b>(24,879.58)</b>	<b>(18,876.25)</b>
1. Income Tax Paid (including TDS)	(1,868.89)	(1,233.99)
2. Income Tax refund	11.73	16.67
<b>Net Cash Flow from Operating Activities</b>	<b>(26,736.74)</b>	<b>(20,093.57)</b>
<b>B. Cash Flow from Investing Activities</b>		
1. Sale of Property, Plant & Equipment	0.14	0.13
2. Investment in Property, Plant & Equipment (incl. CWIP & Capital Advances)	(69.33)	(59.07)
3. Investment in Intangible Assets (including intangible assets under development)	(0.01)	(3.25)
4. Finance Costs Capitalised	(17.77)	(12.07)
5. Investment in Equity Shares of EESL	-	(71.60)
6. Sale of Equity Shares	193.72	4.23
7. Redemption/ (Investment) in Debt Securities (net)	14.20	47.16
8. Cash Inflow/ (Outflow) on HQLA Investments	(527.96)	-
9. Interest Income from investments	6.89	58.38
10. Dividend Income	14.12	15.26
<b>Net Cash Flow from Investing Activities</b>	<b>(386.00)</b>	<b>(20.83)</b>
<b>C. Cash Flow from Financing Activities</b>		
1. Issue/ (Redemption) of Rupee Debt Securities (Net)	9,202.65	11,048.13
2. Issue/ (Redemption) of Commercial Paper (net)	(2,925.00)	(4,665.95)
3. Raising/ (Repayments) of Rupee Term Loans/ WCDL from Govt./ Banks/ FIs (net)	19,366.91	4,924.47
4. Raising/ (Repayments) of Foreign Currency Debt Securities and Borrowings (net)	995.88	10,650.52
5. Raising/ (Redemption) of Subordinated Liabilities (net)	1,999.50	-
6. Payment of Dividend on Equity Shares	(1,184.95)	-
7. Repayment towards Lease Liability	(0.01)	-
<b>Net Cash flow from Financing Activities</b>	<b>27,454.98</b>	<b>21,957.17</b>
<b>Net Increase/Decrease in Cash &amp; Cash Equivalents</b>	<b>332.24</b>	<b>1,842.77</b>
Cash & Cash Equivalents as at the beginning of the period	1,678.05	342.94
Cash & Cash Equivalents as at the end of the period	2,010.29	2,185.71






Components of Cash & Cash Equivalents as at end of the period are:

(₹ in Crores)

Particulars	As at 31-12-2020	As at 30-09-2019
- Cash in Hand (including postage & imprest)	0.08	0.06
- Balances with Banks	607.18	429.93
- Short-term Deposits with Scheduled Banks	1,403.01	1,755.72
- Short term Investment in Debt Mutual Funds	-	-
<b>Total Cash &amp; Cash Equivalents</b>	<b>2,010.27</b>	<b>2,185.71</b>



## REC Limited

Registered Office - Core-4, SCOPE Complex, 7, Lodhi Road, New Delhi – 110003

CIN: L40101DL1969GOI005095

### Notes to Accounts

#### 1. Company Overview

REC Limited ("REC" or the "Company") was incorporated in the year 1969. The Company is domiciled in India and is limited by shares, having its registered office and principal place of business at Core-4, SCOPE Complex, 7, Lodhi Road, New Delhi-110003, India. The Company has 22 State offices spread across the country, mainly in the State Capitals and one training center at Hyderabad.

The Company is a Government Company engaged in extending financial assistance across the power sector value chain and is a Systemically Important (Non-Deposit Accepting or Holding) Non-Banking Finance Company (NBFC) registered with Reserve Bank of India (RBI) as an Infrastructure Finance Company (IFC).

REC is a leading public Infrastructure Finance Company in India and the principal products of REC are interest-bearing loans to State Electricity Boards, State Power utilities/State Power Departments and Private sector for all segments of Power infrastructure.

The shares of the Company are listed on National Stock Exchange of India Limited and BSE Limited.

#### 2. Statement of Compliance and Basis of Preparation

These Standalone Financial Statements comply with Ind AS notified under the Companies (Indian Accounting Standards) Rules, 2015 (as amended), applicable provisions of the Companies Act, 2013 and other applicable regulatory norms / guidelines.

The financial statements for the period ended 31<sup>st</sup> December 2020 were authorized and approved for issue by the Board of Directors on 4<sup>th</sup> February 2021.

These standalone financial statements have been prepared on going concern basis following accrual system of accounting and are in accordance with the Indian Accounting Standards (referred to as "Ind AS") notified under the Companies (Indian Accounting Standards) Rules, 2015 (as amended), applicable provisions of the Companies Act, 2013 and other applicable regulatory norms/ guidelines.

#### 3. Significant Accounting Policies



The significant accounting policies applied in preparation of the financial statements are as given below:

##### 3.1 Basis of Preparation and Measurement

The financial statements have been prepared on historical cost basis except for certain financial assets and financial liabilities which are measured at fair values as explained in relevant accounting policies. These policies have been applied consistently for all the periods presented in the financial statements.

##### *Functional and presentation currency*

The financial statements are presented in Indian Rupee ("INR") which is also the functional currency of the Company.



### 3.2 Income recognition

#### *Interest income*

Interest income is recognized on time proportion basis taking into account the amount outstanding and rate applicable.

Unless otherwise specified, the recoveries from the borrowers are appropriated in the order of (i) costs and expenses of REC (ii) delayed and penal interest including interest tax, if any (iii) overdue interest including interest tax, if any and (iv) repayment of principal; the oldest being adjusted first, except for credit impaired loans and recalled loans, where principal amount is appropriated only after the complete recovery of other costs, expenses, delayed and penal interest and overdue interest including interest tax, if any. The recovery under One Time Settlement (OTS)/ Insolvency and Bankruptcy Code (IBC) proceedings is appropriated first towards the principal outstanding and remaining recovery thereafter, towards interest and other charges, if any.

For all financial assets measured at amortized cost, interest income is recorded using the effective interest rate (EIR), i.e. the rate that exactly discounts estimated future cash receipts through the expected life of the financial asset to the net carrying amount of the financial assets.

Interest on financial assets subsequently measured at fair value through profit and loss is recognized on an accrual basis in accordance with the terms of the respective contract and is disclosed separately under the head interest income.

Rebate on account of timely payment of interest by borrowers is recognized on receipt of entire interest amount due in time, in accordance with the terms of the respective contract and is netted against the corresponding interest income.

#### *Income from Government schemes*

Income of agency fee on Government schemes is recognized on accrual basis based on the services rendered.

#### *Dividend income*

Income from dividend on shares of corporate bodies and units of mutual funds is taken into account on accrual basis when REC's right to receive payment is established.

Provided that in case of final dividend, the right to receive payment shall be considered as established only upon approval of the dividend by the shareholders in the Annual General Meeting.




Dividend on financial assets subsequently measured at fair value through profit and loss is recognised separately under the head 'Dividend Income'.

#### *Other services*

Fees/ charges on loan assets, other than those considered an adjustment to EIR, are accounted for on accrual basis. Pre-payment premium is accounted for by the Company in the year of receipt.

### 3.3 Borrowing costs

Borrowing costs consist of interest and other costs that the Company incurred in connection with the borrowing of funds. Borrowing costs that are directly attributable to the acquisition and/ or construction of a qualifying asset, till the time such a qualifying asset becomes ready for its intended use sale, are



capitalized. A qualifying asset is one that necessarily takes a substantial period to get ready for its intended use.

All other borrowing costs are charged to the Statement of Profit and Loss on an accrual basis as per the effective interest rate method.

### 3.4 Earnings per share

Basic earnings per share is calculated by dividing the net profit or loss for the period attributable to equity shareholders (after deducting attributable taxes) by the weighted average number of equity shares outstanding during the period.

To calculate diluted earnings per share, the net profit or loss for the period attributable to equity shareholders and the weighted average number of shares outstanding during the period are adjusted for the effects of all dilutive potential equity shares.

### 3.5 Foreign Currency Translation

#### *Foreign currency transactions and balances*

Foreign currency transactions are translated into the functional currency of the Company using the exchange rates prevailing on the date of the transaction.

Foreign exchange gains and losses resulting from the settlement of such transactions and the re-measurement of monetary items denominated in foreign currency at period-end exchange rates are recognized in the Statement of Profit or Loss. However, for the long-term monetary items recognized in the financial statements before 1 April 2018, such gains and losses are accumulated in a "Foreign Currency Monetary Item Translation Difference Account" and amortized over the balance period of such long term monetary item, by recognition as income or expense in each of such periods.

Non-monetary items are not retranslated at period-end and are measured at historical cost (translated using the exchange rates at the transaction date).

### 3.6 Intangible assets

#### *Recognition and initial measurement*




Intangible assets mainly comprise of computer software which is initially measured at cost. Such assets are recognized where it is probable that the future economic benefits attributable to the assets will flow to the company.

#### *Subsequent measurement (amortization method, useful lives and residual value)*

All intangible assets with finite useful life are amortized on a straight line basis over the estimated useful lives, and a possible impairment is assessed if there is an indication that the intangible asset may be impaired. Residual values and useful lives for all intangible assets are reviewed at each reporting date. Changes, if any, are accounted for as changes in accounting estimates. Management estimates the useful life of intangible assets to be five years.

#### *Intangible Assets under Development*

Expenditure incurred which are eligible for capitalization under intangible assets is carried as 'Intangible assets under development' till they are ready for their intended use.



### *Derecognition of Intangible Assets*

An intangible asset is derecognized on disposal, or when no future economic benefits are expected from use or disposal. Gains or losses arising from derecognition of an intangible asset, measured as the difference between the net disposal proceeds and the carrying amount of the asset are recognized in the Statement of Profit and Loss when the asset is derecognized.

## **3.7 Property, Plant and Equipment (PPE)**

### *Recognition and initial measurement*

#### **Land**

Land held for use is initially recognized at cost. For land, as no finite useful life can be determined, related carrying amounts are not depreciated.

Land also includes land treated as a Right of Use asset under lease agreement earlier classified as finance lease and is amortised over the lease term.

#### **Other Tangible assets**

PPE other than land is initially recognized at acquisition cost or construction cost, including any costs directly attributable to bringing the assets to the location and condition necessary for it to be capable of operating in the manner intended by the Company's management.

Subsequent costs are included in the asset's carrying amount or recognized as a separate asset, as appropriate, only when it is probable that future economic benefits associated with the item will flow to the Company beyond one year. Maintenance or servicing costs of PPE are recognized in the Statement of Profit and Loss as incurred.

#### *Subsequent measurement (depreciation method, useful lives, residual value, and impairment)*

PPE are subsequently measured at cost less accumulated depreciation and impairment losses. Depreciation on PPE is provided on the straight-line method over the useful life of the assets as prescribed under Part 'C' of Schedule II of the Companies Act, 2013.

Depreciation on assets purchased/sold during the year is charged for the full month if the asset is in use for more than 15 days, instead of charging the same on pro-rata basis from the date of purchase/sale. Depreciation on assets purchased during the year up to Rs. 5,000/- is provided @ 100%.




The residual values, useful lives, and method of depreciation are reviewed at the end of each financial year. PPE other than land is tested for impairment whenever events or changes in circumstances indicate that the carrying amount may not be recoverable.

#### *De-recognition*

An item of PPE and any significant part initially recognized is derecognized upon disposal or when no future economic benefits are expected from its use or disposal. Any gain or loss arising on de-recognition of an item of PPE is determined as the difference between the net disposal proceeds and the carrying amount of the asset and is recognized in the Statement of Profit and Loss.

#### *Capital Work-in-Progress*

The cost of PPE under construction at the reporting date is disclosed as 'Capital work-in-progress.' The cost comprises purchase price, borrowing cost, if capitalization criteria are met and directly attributable cost of bringing the asset to its working condition for the intended use. Any trade discount and rebates



are deducted in arriving at the purchase price. Advances paid for the acquisition/ construction of PPE which are outstanding at the balance sheet date are classified under 'Capital Advances.'

### 3.8 Investment property

Investment properties are the assets which have undetermined future use. Investment properties are measured initially at cost, including transaction costs. Subsequent to initial recognition, the investment properties are stated at cost less accumulated depreciation. The cost comprises purchase price, borrowing cost if capitalization criteria are met and directly attributable cost of bringing the asset to its working condition for the intended use. Any trade discount and rebates are deducted in arriving at the purchase price.

Subsequent costs are included in the asset's carrying amount or recognized as a separate asset, as appropriate, only when it is probable that future economic benefits associated with the item will flow to the Company beyond one year. All other repair and maintenance costs are recognized in the Statement of Profit and Loss as incurred.

*Subsequent measurement (depreciation and useful lives)*

The Company only has land as an investment property, which is not depreciated.

*De-recognition*

An investment property is derecognized upon disposal or when the investment property is permanently withdrawn from use and no future economic benefits are expected from the disposal. Any gain or loss arising on derecognition of the property (calculated as the difference between the net disposal proceeds and the carrying amount of the asset) is included in profit or loss in the period in which the property is derecognized.

### 3.9 Financial Instruments

A Financial instrument is any contract that gives rise to a financial asset of one entity and a financial liability or equity instrument of another entity.



*Initial recognition and measurement*

Financial assets and financial liabilities are recognized when the Company becomes a party to the contractual provisions of the financial instrument and are measured initially at fair value adjusted by transactions costs, except for those carried at fair value through profit or loss which are measured initially at fair value. Subsequent measurement of financial assets and financial liabilities is described below.

*Classification and subsequent measurement of financial assets*

For the purpose of subsequent measurement, financial assets are classified into the following categories upon initial recognition:

- Amortized cost
- Financial assets at fair value through profit or loss (FVTPL)
- Financial assets at fair value through other comprehensive income (FVOCI)
- Investments in equity shares of subsidiaries and joint ventures (carried at cost in accordance with Ind AS 27)



All financial assets except for those at FVTPL or equity instruments at FVOCI are subject to review for impairment at least at each reporting date to identify whether there is any objective evidence that a financial asset or a group of financial assets is impaired. Different criteria to determine impairment are applied to each category of financial assets, which are described below.

#### *Amortized cost*

A financial asset is measured at amortized cost using Effective Interest Rate (EIR) if both of the following conditions are met:

- a) the financial asset is held within a business model whose objective is to hold financial assets to collect contractual cash flows; and
- b) the contractual terms of the financial asset give rise on specified dates to cash flows that are solely payments of principal and interest on the principal amount outstanding.

A loss allowance for expected credit losses is recognized on financial assets carried at amortized cost.

#### *Modification of cash flows*

When the contractual cash flows of a financial asset are renegotiated or otherwise modified, and the renegotiation or modification does not result in derecognition of that financial asset, the Company recalculates the gross carrying amount of the financial asset and recognizes a modification gain or loss in profit or loss. The gross carrying amount of the financial asset shall be recalculated as the present value of the renegotiated or modified contractual cash flows that are discounted at the financial asset's original effective interest rate. Any costs or fees incurred adjust the carrying amount of the modified financial asset and are amortized over the remaining term of the modified financial asset.



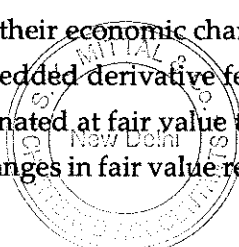
#### *Financial assets at FVTPL*

Financial assets at FVTPL include financial assets that are either do not meet the criteria for amortized cost classification or are equity instruments held for trading or that meet certain conditions and are designated at FVTPL upon initial recognition. All derivative financial instruments also fall into this category, except for those designated and effective as hedging instruments, for which the hedge accounting requirements may apply. Assets in this category are measured at fair value with gains or losses recognized in profit or loss. The fair values of financial assets in this category are determined by reference to active market transactions or using a valuation technique where no active market exists.

#### *Embedded derivatives*

An embedded derivative is a component of a hybrid instrument that also includes a non-derivative host contract with the effect that some of the cash flows of the combined instrument vary in a way similar to a stand-alone derivative. An embedded derivative causes some or all of the cash flows that otherwise would be required by the contract to be modified according to a specified interest rate, foreign exchange rate, or other variable, provided that, in the case of a non-financial variable, it is not specific to a party to the contract.

Derivatives embedded in all host contracts are accounted for as separate derivatives and recorded at fair value if their economic characteristics and risks are not closely related to those of the host contracts or if the embedded derivative feature leverages the exposure and the host contracts are not held for trading or designated at fair value through profit or loss. These embedded derivatives are measured at fair value with changes in fair value recognised in profit or loss, unless designated as effective hedging instruments.



### *Financial assets at FVOCI*

FVOCI financial assets comprise of equity instruments measured at fair value. An equity investment classified as FVOCI is initially measured at fair value plus transaction costs. Gains and losses are recognized in other comprehensive income and reported within the FVOCI reserve within equity, except for dividend income, which is recognized in profit or loss. There is no recycling of such gains and losses from OCI to Statement of Profit & Loss, even on the derecognition of the investment. However, the Company may transfer the same within equity.

### *De-recognition of financial assets*

#### **De-recognition of financial assets due to a substantial modification of terms and conditions**

The Company derecognizes a financial asset, such as a loan to a customer, when the terms and conditions have been renegotiated to the extent that, substantially, it becomes a new loan, with the difference recognized as a derecognition gain or loss, to the extent that an impairment loss has not already been recorded.

#### **De-recognition of financial assets other than due to substantial modification**

Financial assets (or where applicable, a part of financial asset or part of a group of similar financial assets) are derecognized (i.e. removed from the Company's balance sheet) when the contractual rights to receive the cash flows from the financial asset have expired, or when the financial asset and substantially all the risks and rewards are transferred. The Company also derecognizes the financial asset if it has both transferred the financial asset and the transfer qualifies for derecognition.

### *Classification and subsequent measurement of financial liabilities*

Financial liabilities are measured subsequently at amortized cost using the effective interest method, except for financial liabilities held for trading or designated at FVTPL, that are carried subsequently at fair value with gains or losses recognized in profit or loss. All host contracts which are in nature of a financial liability and separated from embedded derivative are measured at amortised cost using the effective interest method.




### *Derecognition of financial liabilities*

A financial liability is derecognized when the obligation under the liability is discharged or canceled or expires. When an existing financial liability is replaced by another from the same lender on substantially different terms or the terms of an existing liability are substantially modified, such an exchange or modification is treated as the derecognition of the original liability and the recognition of a new liability. The difference in the respective carrying amounts is recognized in the statement of profit or loss.

### *Hedge accounting*

To qualify for hedge accounting, the hedging relationship must meet all of the following requirements:

- there is an economic relationship between the hedged item and the hedging instrument
- the effect of credit risk does not dominate the value changes that result from that economic relationship
- the hedge ratio of the hedging relationship is the same as that resulting from the quantity of the hedged item that the Company actually hedges and the quantity of the hedging instrument that the Company actually uses to hedge that quantity of hedged item.





All derivative financial instruments designated under hedge accounting are recognised initially at fair value and reported subsequently at fair value at each reporting date. To the extent that the hedge is effective, changes in the fair value of derivatives designated as hedging instruments in cash flow hedges are recognised in other comprehensive income and included within the cash flow hedge reserve in equity. Any ineffectiveness in the hedge relationship is recognised immediately in profit or loss.

At the time the hedged item affects profit or loss, any gain or loss previously recognised in other comprehensive income is reclassified from equity to profit or loss and presented as a reclassification adjustment within other comprehensive income.

At the inception of each hedging relationship, the Company formally designates and documents the hedge relationship, in accordance with the Company's risk management objective and strategies. The documentation includes identification of the hedged item, hedging instrument, the nature of risk(s) being hedged, the hedge ratio and how the hedging relationship meets the hedging effectiveness requirements.

### 3.10 Impairment of financial assets

#### *Loan assets*

The Company follows a 'three-stage' model for impairment based on changes in credit quality since initial recognition as summarised below:

- Stage 1 includes loan assets that have not had a significant increase in credit risk since initial recognition or that have low credit risk at the reporting date.
- Stage 2 includes loan assets that have had a significant increase in credit risk since initial recognition but that do not have objective evidence of impairment.
- Stage 3 includes loan assets that have objective evidence of impairment at the reporting date.

The Expected Credit Loss (ECL) is measured at 12-month ECL for Stage 1 loan assets and lifetime ECL for Stage 2 and Stage 3 loan assets. ECL is the product of the Probability of Default, Exposure at Default and Loss Given Default, defined as follows:

**Probability of Default (PD)** - The PD represents the likelihood of the borrower defaulting on its obligation either over next 12 months or over the remaining lifetime of the instrument.



**Loss Given Default (LGD)** – LGD represents the Company's expectation of loss given that a default occurs. LGD is expressed in percentage and it shows the proportion of the amount that will actually be lost post recoveries in case of a default.

**Exposure at Default (EAD)** – EAD represents the amounts, including the principal outstanding, interest accrued and outstanding Letters of Comfort that the Company expects to be owed at the time of default.

Forward-looking economic information is included in determining the 12-month and lifetime PD, EAD and LGD. The assumptions underlying the expected credit loss are monitored and reviewed on an ongoing basis.

#### *Financial assets other than Loans*

In respect of its other financial assets, the Company assesses if the credit risk on those financial assets has increased significantly since initial recognition. If the credit risk has not increased significantly since



initial recognition, the Company measures the loss allowance at an amount equal to 12-month expected credit losses, else at an amount equal to the lifetime expected credit losses.

To make that assessment, the Company compares the risk of a default occurring on the financial asset as at the balance sheet date with the risk of a default occurring on the financial asset as at the date of initial recognition. The Company also considers reasonable and supportable information, that is available without undue cost or effort that is indicative of significant increases in credit risk since initial recognition. The Company assumes that the credit risk on a financial asset has not increased significantly since initial recognition if the financial asset is determined to have low credit risk at the balance sheet date.

#### *Write-offs*

Financial assets are written off either partially or in their entirety only when the Company has stopped pursuing the recovery.

### **3.11 Cash and cash equivalents**

Cash and cash equivalents comprise cash on hand and demand deposits, together with other short-term, highly liquid investments (original maturity less than three months) that are readily convertible into known amounts of cash and which are subject to an insignificant risk of changes in value.

### **3.12 Dividend**

Proposed dividends and interim dividends payable to the shareholders are recognized as changes in equity in the period in which they are approved by the shareholders' meeting and the Board of Directors respectively.

### **3.13 Material prior period errors**

Material prior period errors are corrected retrospectively by restating the comparative amounts for the prior periods presented in which the error occurred. If the error occurred before the earliest period presented, the opening balances of assets, liabilities and equity for the earliest period presented, are restated.

### **3.14 Prepaid Expenses**




A prepaid expense up to Rs. 1,00,000/- is recognized as expense upon initial recognition.

### **3.15 Taxation**

Tax expense recognized in profit or loss comprises the sum of deferred tax and current tax. It is recognized in Statement of Profit and Loss, except when it relates to an item that is recognised in OCI or directly in equity, in which case, the tax is also recognised in OCI or directly in equity.

Current tax is determined as the tax payable in respect of taxable income for the year, using tax rates enacted or substantively enacted and as applicable at the reporting date, and any adjustments to tax payable in respect of previous years.

Deferred tax is recognized on temporary differences between the carrying amounts of assets and liabilities in the financial statements and the corresponding tax bases used in the computation of taxable income. Deferred tax on temporary differences associated with investments in subsidiaries and joint ventures is not provided if reversal of these temporary differences can be controlled by the Company and it is probable that reversal will not occur in the foreseeable future.



Deferred tax assets and liabilities are calculated, without discounting, at tax rates that are expected to apply to their respective period of realization, provided those rates are enacted or substantively enacted by the end of the reporting period. Deferred tax assets and liabilities are offset if there is a legally enforceable right to offset current tax liabilities and assets, and they relate to income taxes levied by the same tax authority.

Deferred tax liability is recognized for all taxable temporary differences. A deferred tax asset is recognized for all deductible temporary differences to the extent that it is probable that future taxable profits will be available against which the deductible temporary difference can be utilized. Deferred tax assets are reviewed at each reporting date and are reduced to the extent that it is no longer probable that the related tax benefit will be realized.

Changes in deferred tax assets or liabilities are recognized as a component of tax income or expense in profit or loss, except where they relate to items that are recognized in other comprehensive income or directly in equity, in which case the related deferred tax is also recognized in other comprehensive income or equity, respectively.

Dividend Distribution Tax is recognized at the same time when the liability to pay a dividend is recognized.

### 3.16 Employee benefits

#### Short-term employee benefits

Short-term employee benefits including salaries, short term compensated absences (such as a paid annual leave) where the absences are expected to occur within twelve months after the end of the period in which the employees render the related service, profit sharing and bonuses payable within twelve months after the end of the period in which the employees render the related services and non-monetary benefits for current employees are estimated and measured on an undiscounted basis.



**Post-employment benefit plans are classified into defined benefits plans and defined contribution plans as under:**

#### *Defined contribution plan*

A defined contribution plan is a plan under which the Company pays fixed contributions in respect of the employees into a separate fund. The Company has no legal or constructive obligations to pay further contributions after its payment of the fixed contribution. The contributions made by the Company towards defined contribution plans are charged to the profit or loss in the period to which the contributions relate.

#### *Defined benefit plan*

The Company has an obligation towards gratuity, Post Retirement Medical Facility (PRMF) and Other Defined Retirement Benefit (ODRB) which are being considered as defined benefit plans covering eligible employees. Under the defined benefit plans, the amount that an employee will receive on retirement is defined by reference to the employee's length of service, final salary, and other defined parameters. The legal obligation for any benefits remains with the Company, even if plan assets for funding the defined benefit plan have been set aside.



The Company's obligation towards defined benefit plans is determined using the projected unit credit method, with actuarial valuations being carried out at the end of each annual reporting period. The liability recognized in the statement of financial position for defined benefit plans is the present value of the Defined Benefit Obligation (DBO) at the reporting date less the fair value of plan assets. Management estimates the DBO annually with the assistance of independent actuaries.

Actuarial gains/losses resulting from re-measurements of the liability/asset are included in Other Comprehensive Income.

#### **Other long-term employee benefits:**

Liability in respect of compensated absences becoming due or expected to be availed more than one-year after the balance sheet date is estimated on the basis of actuarial valuation performed by an independent actuary using the projected unit credit method.

Actuarial gains and losses arising from past experience and changes in actuarial assumptions are charged to statement of profit and loss in the period in which such gains or losses are determined.

#### **Loan to employees at concessional rate**

Loans given to employees at concessional rate are initially recognized at fair value and subsequently measured at amortised cost. The difference between the initial fair value of such loans and transaction value is recognised as deferred employee cost, which is amortised on a straight-line basis over the expected remaining period of the Loan. In case of change in expected remaining period of the Loan, the unamortised deferred employee cost on the date of change is amortised over the updated expected remaining period of the loan on a prospective basis.

### **3.17 Provisions, Contingent Liabilities, and Contingent Assets**




Provisions are recognized when the Company has a present legal or constructive obligation as a result of a past event; it is probable that an outflow of economic resources will be required from the Company and amounts can be estimated reliably. Timing or amount of the outflow may still be uncertain. Provisions are measured at the estimated expenditure required to settle the present obligation, based on the most reliable evidence available at the reporting date, including the risks and uncertainties associated with the present obligation. Provisions are discounted to their present values, where the time value of money is material.

A contingent liability is disclosed for:

- Possible obligations which will be confirmed only by future events not wholly within the control of the Company or
- Present obligations arising from past events where it is not probable that an outflow of resources will be required to settle the obligation or a reliable estimate of the amount of the obligation cannot be made.

In those cases, where the outflow of economic resources as a result of present obligations is considered improbable or remote, no liability is recognized or disclosure is made.

Any reimbursement that the Company can be virtually certain to collect from a third party concerning the obligation (such as from insurance) is recognized as a separate asset. However, this asset may not exceed the amount of the related provision.



Contingent assets are not recognized. However, when the inflow of economic benefits is probable, the related asset is disclosed.

### 3.18 Fair value measurement

The Company measures financial instruments, such as derivatives at fair value at each reporting date.

Fair value is the price that would be received to sell an asset or paid to transfer a liability in an orderly transaction between market participants at the measurement date. The fair value measurement is based on the presumption that the transaction to sell the asset or transfer the liability takes place either:

- In the principal market for the asset or liability, or
- In the absence of a principal market, in the most advantageous market for the asset or liability

The principal or the most advantageous market must be accessible by the Company.

The fair value of an asset or a liability is measured using the assumptions that market participants would use when pricing the asset or liability, including assumptions about risk, assuming that market participants act in their economic best interest. A fair value measurement of a non-financial asset takes into account a market participant's ability to generate economic benefits by using the asset in its highest and best use or by selling it to another market participant that would use the asset in its highest and best use.

The Company uses valuation techniques that are appropriate in the circumstances and for which sufficient data are available to measure fair value, maximizing the use of relevant observable inputs and minimizing the use of unobservable inputs.

All assets and liabilities for which fair value is measured or disclosed in the financial statements are categorized within the fair value hierarchy, described as follows, based on the lowest level input that is significant to the fair value measurement as a whole:




- Level 1 - Quoted (unadjusted) market prices in active markets for identical assets or liabilities
- Level 2 - Valuation techniques for which the lowest level input that is significant to the fair value measurement is directly or indirectly observable
- Level 3 - Valuation techniques for which the lowest level input that is significant to the fair value measurement is unobservable

For assets and liabilities that are recognized in the financial statements regularly, the Company determines whether transfers have occurred between levels in the hierarchy by re-assessing categorization (based on the lowest level input that is significant to the fair value measurement as a whole) at the end of each reporting period.

### 3.19 Offsetting of financial instruments

Financial assets and financial liabilities are offset and the net amount is reported in the balance sheet if there is a currently enforceable legal right to offset the recognised amounts and there is an intention to settle on a net basis, to realise the assets and settle the liabilities simultaneously.

## 4. Implementation of New/ Modified Standards Ind AS 116 - Leases



Ind AS 116 supersedes Ind AS 17 and related interpretations. The standard sets out the principles for the recognition, measurement, presentation and disclosure of leases. Ind AS 116 introduces a single lessee accounting model and requires a lessee to recognize assets and liabilities for all leases with a term of more than 12 months, unless the underlying asset is of low value. The Standard also contains enhanced disclosure requirements for lessees.

The Company adopted Ind AS 116 using modified retrospective method of adoption, with the date of initial application being 01.04.2019. The adoption did not have any material impact on the financial statements of the Company.

#### **Ind AS 12 - Appendix C, Uncertainty over Income Tax Treatments:**

The Appendix is to be applied while performing the determination of taxable profit (or loss), tax bases, unused tax losses, unused tax credits and tax rates, when there is uncertainty over income tax treatments under Ind AS 12. According to the appendix, companies need to determine the probability of the relevant tax authority accepting each tax treatment, or group of tax treatments, that the companies have used or plan to use in their income tax filing which has to be considered to compute the most likely amount or the expected value of the tax treatment when determining taxable profit (tax loss), tax bases, unused tax losses, unused tax credits and tax rates.

Upon adoption of the Appendix C to Ind AS 12, the Company considered whether it has any uncertain tax positions. The Group determined, based on its tax compliance, that it is probable that its tax treatments will be accepted by the taxation authorities. The Appendix did not have an impact on the financial statements of the Company.

#### **Amendment to Ind AS 12 – Income taxes**

The amendments to the guidance in Ind AS 12, 'Income Taxes', is in connection with accounting for dividend distribution taxes. The amendment clarifies that an entity shall recognise the income tax consequences of dividends in profit or loss, other comprehensive income or equity according to where the entity originally recognised those past transactions or events.

Since, the Company's current practice is in line with these amendments, they had no impact on the financial statements of the Company.

#### **Amendment to Ind AS 19 – Plan amendment, curtailment or settlement**

The amendments to Ind AS 19, 'Employee Benefits', is in connection with accounting for plan amendments, curtailments and settlements requiring an entity to use updated assumptions to determine current service cost and net interest for the remainder of the period after a plan amendment, curtailment or settlement; and to recognise in profit or loss as part of past service cost, or a gain or loss on settlement, any reduction in a surplus, even if that surplus was not previously recognised because of the impact of the asset ceiling.



The amendments had no impact on the consolidated financial statements of the Company as it did not have any plan amendments, curtailment or settlement during the year.

#### **4.1 Adoption of Hedge Accounting**

The Company has applied hedge accounting requirements in Ind AS 109 prospectively from 1 January 2020, wherein certain derivative contracts have been designated as hedging instruments in 'Cash flow hedge' relationships. These arrangements have been entered into to mitigate foreign currency exchange risk and interest rate risk arising from certain debt instruments denominated in foreign currency.

#### **4.2 Standards issued but not yet effective**

There are no new amendments issued by MCA which are effective for period w.e.f. 01.04.2021.



5. **Significant management judgment in applying accounting policies and estimation of uncertainty**

The preparation of the Company's financial statements requires management to make judgments, estimates, and assumptions that affect the reported amounts of revenues, expenses, assets and liabilities, and the related disclosures. Actual results may differ from these estimates.

*Significant management judgments*

**Recognition of deferred tax assets/ liability** – The extent to which deferred tax assets can be recognized is based on an assessment of the probability of the future taxable income against which the deferred tax assets can be utilized. Further, the Company Management has no intention to make withdrawal from the Special Reserve created and maintained under section 36(1)(viii) of the Income tax Act, 1961 and thus, the special reserve created and maintained is not capable of being reversed. Hence, the company does not create any deferred tax liability on the said reserve.

**Evaluation of indicators for impairment of assets** – The evaluation of the applicability of indicators of impairment of assets requires assessment of several external and internal factors which could result in deterioration of recoverable amount of the assets.

**Non recognition of Interest Income on Credit Impaired Loans** - Interest income on credit-impaired loan assets is not being recognised as a matter of prudence, pending the outcome of resolutions of stressed assets.

*Significant estimates*

**Impact of Covid-19 Outbreak** - The extent to which the Covid-19 pandemic will impact the Company will depend on future developments, which are uncertain, including, among other things, any new information concerning the severity of the Covid-19 pandemic and any further action by the Govt. or the Company to contain its spread or mitigate its impact.



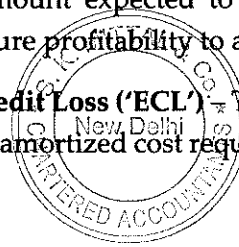
**Useful lives of depreciable/amortizable assets** – Management reviews its estimate of the useful lives of depreciable/amortizable assets at each reporting date, based on the expected utility of the assets. Uncertainties in these estimates relate to technical and economic obsolescence that may change the utility of assets.

**Defined benefit obligation (DBO)** – Management's estimate of the DBO is based on a number of underlying assumptions such as standard rates of inflation, mortality, discount rate and anticipation of future salary increases. Variation in these assumptions may significantly impact the DBO amount and the annual defined benefit expenses.

**Fair value measurements** – Management applies valuation techniques to determine the fair value of financial instruments (where active market quotes are not available). This involves developing estimates and assumptions consistent with how market participants would price the instrument. In estimating the fair value of an asset or a liability, the Company uses market-observable data to the extent it is available. In case of non-availability of market-observable data, Level 2 & Level 3 hierarchy is used for fair valuation.


**Income Taxes** – Significant estimates are involved in determining the provision for income taxes, including amount expected to be paid/recovered for uncertain tax positions and also in respect of expected future profitability to assess deferred tax asset.

**Expected Credit Loss ('ECL')** – The measurement of an expected credit loss allowance for financial assets measured at amortized cost requires the use of complex models and significant assumptions about future



economic conditions and credit behavior (e.g., likelihood of customers defaulting and resulting losses). The Company makes significant judgments about the following while assessing expected credit loss to estimate ECL:

- Determining criteria for a significant increase in credit risk;
- Establishing the number and relative weightings of forward-looking scenarios for each type of product/ market and the associated ECL; and
- Establishing groups of similar financial assets to measure ECL.
- Estimating the probability of default and loss given default (estimates of recoverable amounts in case of default)





6. Cash and Cash Equivalents



(₹ in Crores)

Particulars	As at 31-12-2020	As at 31-03-2020
- Balances with Banks	607.18	1,173.41
- Cash in Hand (including postage & imprest)	0.08	0.06
<i>Sub-total</i>	<b>607.26</b>	<b>1,173.47</b>
- Term Deposits & Other Cash Equivalents		
- Deposits with original maturity less than 3 months	1,403.01	504.56
<i>Sub-total</i>	<b>1,403.01</b>	<b>504.56</b>
<b>Total (Cash &amp; Cash Equivalents)</b>	<b>2,010.27</b>	<b>1,678.03</b>

7. Other Bank Balances

(₹ in Crores)

Particulars	As at 31-12-2020	As at 31-03-2020
- Earmarked Balances with Banks		
- For unpaid dividends	5.25	4.75
- For govt. funds for onward disbursement as grant	163.90	1,616.49
- Earmarked Term Deposits		
- Deposits in Compliance of Court Order	0.56	0.53
- Balances with banks not available for use pending allotment of securities	329.12	400.19
<b>Total (Other Bank Balances)</b>	<b>498.83</b>	<b>2,021.96</b>




## 8. Derivative Financial Instruments

The Company enters into derivatives for hedging foreign exchange risks and interest rate risks. Derivatives held for risk management purposes include hedges that are either designated as effective hedges under the hedge accounting requirements or hedges that are economic hedges. The table below shows the fair values of derivative financial instruments recorded as assets or liabilities together with their notional amounts.

### Part I

(₹ in Crores)

Particulars	As at 31-12-2020			As at 31-03-2020		
	Notional Amounts	Fair Value - Assets	Fair Value - Liabilities	Notional Amounts	Fair Value - Assets	Fair Value - Liabilities
<b>(i) Currency Derivatives</b>						
- Spot and forwards	986.22	-	19.29	565.39	27.62	-
- Currency swaps	2,852.34	55.36	81.39	3,094.32	432.94	-
- Others						
- Call Spread	4,237.11	256.11	-	6,068.56	504.12	-
- Seagull Options	24,302.45	1,896.07	34.66	22,321.22	2,212.46	-
<b>Sub-total (i)</b>	<b>32,378.12</b>	<b>2,207.54</b>	<b>135.34</b>	<b>32,049.49</b>	<b>3,177.14</b>	<b>-</b>
<b>(ii) Interest Rate Derivatives</b>						
- Forward Rate Agreements and Interest Rate Swaps	29,377.87	248.80	556.29	29,056.52	141.71	586.06
<b>Sub-total (ii)</b>	<b>29,377.87</b>	<b>248.80</b>	<b>556.29</b>	<b>29,056.52</b>	<b>141.71</b>	<b>586.06</b>
<b>(iii) Other derivatives</b>						
- Reverse cross currency swaps	4,347.00	-	433.11	4,347.00	-	739.67
<b>Total - Derivative Financial Instruments (i + ii+iii)</b>	<b>66,102.99</b>	<b>2,456.34</b>	<b>1,124.74</b>	<b>65,453.01</b>	<b>3,318.85</b>	<b>1,325.73</b>





## Part II

(₹ in Crores)

Particulars	As at 31-12-2020			As at 31-03-2020		
	Notional Amounts	Fair Value - Assets	Fair Value - Liabilities	Notional Amounts	Fair Value - Assets	Fair Value - Liabilities
(i) <b>Cash Flow Hedging</b>						
- <b>Currency Derivatives</b>						
- Currency Swaps	2,739.51	30.53	81.39	8,638.68	2.32	303.14
- Others						
- Call Spread	1,826.34	73.71	-	1,884.65	97.16	-
- Seagull Options	21,343.78	1,821.66	34.66	11,348.70	1,662.20	-
- <b>Interest Rate Derivatives</b>						
- Forward Rate Agreements and Interest Rate Swaps	17,398.03	0.81	440.66	9,498.62	5.24	134.45
<b>Sub-total (i)</b>	<b>43,307.66</b>	<b>1,926.71</b>	<b>556.71</b>	<b>31,370.65</b>	<b>1,766.92</b>	<b>437.59</b>
(ii) Undesignated Derivatives	22,795.33	529.63	568.03	34,082.36	1,551.93	888.14
<b>Total - Derivative Financial Instruments (i+ii)</b>	<b>66,102.99</b>	<b>2,456.34</b>	<b>1,124.74</b>	<b>65,453.01</b>	<b>3,318.85</b>	<b>1,325.73</b>

Derivative financial instruments are measured at fair value at each reporting date. The changes in the fair value of derivatives designated as hedging instruments in effective cash flow hedges are recognised in OCI. For undesignated derivatives, the changes in the fair value are recognised in the Statement of Profit & Loss.





9. Loans

The Company has categorised all loans at Amortised Cost in accordance with the requirements of Ind AS 109.

(₹ in Crores)

Particulars	As at 31-12-2020		As at 31-03-2020	
	Principal O/s	Amortised Cost	Principal O/s	Amortised Cost
<b>(A) Loans</b>				
(i) Term Loans	3,56,786.46	3,57,900.85	3,21,526.76	3,23,177.53
(ii) Working Capital Loans	280.60	282.16	897.92	902.01
<b>Total (A) - Gross Loans</b>	<b>3,57,067.06</b>	<b>3,58,183.01</b>	<b>3,22,424.68</b>	<b>3,24,079.54</b>
Less: Impairment loss allowance	(12,558.30)	(12,558.30)	(11,996.04)	(11,996.04)
<b>Total (A) - Net Loans</b>	<b>3,44,508.76</b>	<b>3,45,624.71</b>	<b>3,10,428.64</b>	<b>3,12,083.50</b>
<b>(B) Security Details</b>				
(i) Secured by tangible assets	2,52,581.44	2,53,142.03	2,44,034.67	2,45,113.22
(ii) Secured by intangible assets	-	-	-	-
(iii) Covered by Bank/ Govt. Guarantees	84,947.61	85,429.74	58,166.76	58,684.29
(iv) Unsecured	19,538.01	19,611.24	20,223.25	20,282.03
<b>Total (B) - Gross Loans</b>	<b>3,57,067.06</b>	<b>3,58,183.01</b>	<b>3,22,424.68</b>	<b>3,24,079.54</b>
Less: Impairment loss allowance	(12,558.30)	(12,558.30)	(11,996.04)	(11,996.04)
<b>Total (B) - Net Loans</b>	<b>3,44,508.76</b>	<b>3,45,624.71</b>	<b>3,10,428.64</b>	<b>3,12,083.50</b>
<b>(C)(I) Loans in India</b>				
(i) Public Sector	3,19,138.02	3,20,216.02	2,84,644.05	2,86,210.40
(ii) Private Sector	37,929.04	37,966.99	37,780.63	37,869.14
<b>Total (C)(I) - Gross Loans</b>	<b>3,57,067.06</b>	<b>3,58,183.01</b>	<b>3,22,424.68</b>	<b>3,24,079.54</b>
Less: Impairment loss allowance	(12,558.30)	(12,558.30)	(11,996.04)	(11,996.04)
<b>Total (C)(I) - Net Loans</b>	<b>3,44,508.76</b>	<b>3,45,624.71</b>	<b>3,10,428.64</b>	<b>3,12,083.50</b>
<b>(C)(II) Loans outside India</b>				
(i) Public Sector	-	-	-	-
(ii) Private Sector	-	-	-	-
<b>Total (C)(II) - Gross Loans</b>	<b>-</b>	<b>-</b>	<b>-</b>	<b>-</b>
Less: Impairment loss allowance	-	-	-	-
<b>Total (C)(II) - Net Loans</b>	<b>-</b>	<b>-</b>	<b>-</b>	<b>-</b>
<b>Total (C)(I) and (C)(II)</b>	<b>3,44,508.76</b>	<b>3,45,624.71</b>	<b>3,10,428.64</b>	<b>3,12,083.50</b>





10. Investments

Particulars	Amortised Cost	At fair value				Others (At Cost)	Total
		Through Other Comprehensive Income	Through profit or loss	Designated at fair value through profit or loss	Sub-total		
		(₹ in Crores)					
<b>As at 31st December, 2020</b>							
Govt. Securities	-	-	345.87	-	345.87	-	345.87
Debt Securities	199.72	-	1,959.99	-	2,159.71	-	2,159.71
Equity Instruments	-	450.20	21.75	-	471.95	218.20	690.15
Preference Shares	25.27	-	43.04	-	68.31	-	68.31
Others	-	6.12	-	-	6.12	-	6.12
<b>Total - Gross (A)</b>	<b>224.99</b>	<b>456.32</b>	<b>2,370.65</b>	<b>-</b>	<b>3,051.96</b>	<b>218.20</b>	<b>3,270.16</b>
Less: impairment loss allowance (B)	-	-	-	-	-	-	-
<b>Total - Net (C=A-B)</b>	<b>224.99</b>	<b>456.32</b>	<b>2,370.65</b>	<b>-</b>	<b>3,051.96</b>	<b>218.20</b>	<b>3,270.16</b>
<b>As at 31st March, 2020</b>							
Govt. Securities	-	-	-	-	-	-	-
Debt Securities	-	-	1,500.62	-	1,500.62	-	1,500.62
Equity Instruments	-	507.43	12.50	-	519.93	218.20	738.13
Preference Shares	22.93	-	45.41	-	68.34	-	68.34
Others	-	6.12	-	-	6.12	-	6.12
<b>Total - Gross (A)</b>	<b>22.93</b>	<b>513.55</b>	<b>1,558.53</b>	<b>-</b>	<b>2,095.01</b>	<b>218.20</b>	<b>2,313.21</b>
Less: impairment loss allowance (B)	-	-	-	-	-	-	-
<b>Total - Net (C=A-B)</b>	<b>22.93</b>	<b>513.55</b>	<b>1,558.53</b>	<b>-</b>	<b>2,095.01</b>	<b>218.20</b>	<b>2,313.21</b>



10.1 Details of investments

Particulars	Investment measured at	As at 31-12-2020		As at 31-03-2020	
		Number	Amount	Number	Amount
		(₹ in Crores)			
<b>Government Securities</b>					
- 5.22% GSEC 2025	Fair value through profit or loss	50,00,000	50.46	-	-
- 7.27% GSEC 2026	Fair value through profit or loss	50,00,000	55.45	-	-
- 7.17% GSEC 2028	Fair value through profit or loss	50,00,000	55.84	-	-
- 5.77% GSEC 2030	Fair value through profit or loss	50,00,000	50.72	-	-
- 6.20% RAJASTHAN SDL JULY 2027	Fair value through profit or loss	20,00,000	20.70	-	-
- 7.20% SDL MH 2027	Fair value through profit or loss	20,00,000	21.76	-	-
- 6.60% HIMACHAL PRADESH SDL 2030	Fair value through profit or loss	50,00,000	50.53	-	-
- 6.48% KA SDL 2031	Fair value through profit or loss	40,00,000	40.41	-	-
<b>Sub-total - Government Securities</b>			<b>345.87</b>		
<b>Debt Securities</b>					
- 5.78% Chennai Petroleum Corporation Ltd 2025	Fair value through profit or loss	150	15.74	-	-
- 6.11% BPCL 2025	Fair value through profit or loss	100	10.65	-	-
- 7.30% NMDC 2025	Fair value through profit or loss	200	22.13	-	-
- 7.30% PGC Ltd. 2027	Fair value through profit or loss	200	22.30	-	-
- 8.69% DAMODAR VALLEY CORPORATION 2028	Fair value through profit or loss	200	23.52	-	-
- 7.05% MTNL 2030	Fair value through profit or loss	450	47.36	-	-
- 6.65% Food Corporation Of India 2030	Fair value through profit or loss	200	20.42	-	-
- 7.19% THDC India Ltd 2030	Fair value through profit or loss	250	25.73	-	-
11.15% Perpetual Bonds of Indian Bank	Fair value through profit or loss	5,000	542.31	5,000	500.31
11.25% Perpetual Bonds of Bank of Baroda	Fair value through profit or loss	5,000	542.38	5,000	500.00
11.25% Perpetual Bonds of Syndicate Bank	Fair value through profit or loss	5,000	542.69	5,000	500.31
3% Optionally convertible debentures- Series A of Essar Power Transmission Co. Ltd.	Fair value through profit or loss	22,85,25,079	100.51	-	-
3% Optionally convertible debentures- Series B of Essar Power Transmission Co. Ltd.	Fair value through profit or loss	10,06,12,911	44.25	-	-
Optionally convertible debentures- Series C of Essar Power Transmission Co. Ltd.	Fair value through profit or loss	1,86,35,162	-	-	-
0% Non- Convertible Debentures (NCDs) of Ferro Alloys Corporation Limited	Amortised Cost	2,52,91,783	199.72	-	-
0.01% Optionally convertible Debentures (OCD) Series A of R.K.M PowerGen Private Ltd.	Fair value through profit or loss	21,38,03,170	-	-	-
0.01% Optionally convertible Debentures (OCD) Series B of R.K.M PowerGen Private Ltd.	Fair value through profit or loss	63,03,032	-	-	-
0.01% Optionally convertible Debentures (OCD) Series Ai of R.K.M PowerGen Private Ltd.	Fair value through profit or loss	1,04,74,150	-	-	-
<b>Sub-total - Debt Securities</b>			<b>2,159.71</b>		<b>1,500.62</b>
<b>Equity Instruments</b>					
- NHPC Ltd.	Fair value through other comprehensive income	17,53,02,206	397.06	17,53,02,206	349.73
- Indian Energy Exchange Ltd.	Fair value through other comprehensive income	27,45,807	51.76	1,22,71,211	157.01
- HUDCO Ltd.	Fair value through other comprehensive income	3,47,429	1.38	3,47,429	0.69
- Universal Commodity Exchange Ltd.	Fair value through other comprehensive income	1,60,00,000	-	1,60,00,000	-
- Rattan India Power Ltd.	Fair value through profit or loss	9,25,68,105	21.75	9,25,68,105	12.50
- R.K.M PowerGen Private Ltd.	Fair value through profit or loss	18,17,90,667	-	-	-
<b>Sub-total - Equity Instruments</b>			<b>471.95</b>		<b>519.93</b>



(₹ in Crores)

Particulars	Investment measured at	As at 31-12-2020		As at 31-03-2020	
		Number	Amount	Number	Amount
<b>Subsidiaries</b>					
- REC Power Distribution Company Ltd.	Others (At Cost)	50,000	0.05	50,000	0.05
- REC Transmission Projects Company Ltd.	Others (At Cost)	50,000	0.05	50,000	0.05
<b>Sub-total - Subsidiaries</b>			<b>0.10</b>		<b>0.10</b>
<b>Joint Ventures</b>					
- Energy Efficiency Services Ltd.	Others (At Cost)	21,81,00,000	218.10	21,81,00,000	218.10
<b>Sub-total - Joint Ventures</b>			<b>218.10</b>		<b>218.10</b>
<b>Preference Shares (PS)</b>					
- Redeemable PS of Rattan India Power Ltd.	Amortised cost	2,87,20,978	25.27	2,87,20,978	22.93
- Optionally Convertible PS of Rattan India Power Ltd.	Fair value through profit or loss	4,33,03,616	43.04	4,33,03,616	45.41
<b>Sub-total - Preference Shares</b>			<b>68.31</b>		<b>68.34</b>
<b>Others</b>					
- Units of 'Small is Beautiful' Venture Capital Fund	Fair value through other comprehensive income	61,52,200	6.12	61,52,200	6.12
<b>Sub-total - Others</b>		<b>61,52,200</b>	<b>6.12</b>		<b>6.12</b>
<b>Total - Gross (A)</b>			<b>3,270.16</b>		<b>2,313.21</b>
(i) Investments outside India			-		-
(ii) Investments in India			3,270.16		2,313.21
<b>Total (B)</b>			<b>3,270.16</b>		<b>2,313.21</b>
(i) Investments measured at amortised cost			224.99		22.93
(ii) Investments measured at fair value through other comprehensive income			456.32		513.55
(iii) Investments measured at fair value through profit or loss			2,370.65		1,558.53
(iv) Investments measured at cost			218.20		218.20
<b>Total (C)</b>			<b>3,270.16</b>		<b>2,313.21</b>
Less: impairment loss allowance (D)			-		-
<b>Total - Net (E=A-D)</b>			<b>3,270.16</b>		<b>2,313.21</b>



11. Other financial assets

The Company has categorised all the components under 'Other Financial Assets' at Amortised Cost in accordance with the requirements of Ind AS 109.

(₹ in Crores)

Particulars	As at 31-12-2020	As at 31-03-2020
(A) Loans to Employees	38.67	34.61
(B) Advances to Employees	0.17	0.30
(C) Loans & Advances to Subsidiaries	3.90	3.99
(D) Security Deposits	1.32	1.29
(E) Recoverable from Govt. of India		
- Towards GoI Fully Serviced Bonds	21,992.97	21,931.30
- Agency Charges on Govt. Schemes	48.53	50.64
- Reimbursement of Expenses on Govt. Schemes	7.69	48.17
<b>Total - Recoverable from Govt. of India</b>	<b>22,049.19</b>	<b>22,030.11</b>
(F) Other amounts recoverable	70.82	42.14
Less: Impairment Loss allowance	(36.78)	(30.85)
<b>Other Amounts Recoverable (Net)</b>	<b>34.04</b>	<b>11.29</b>
<b>Total (A to F)</b>	<b>22,127.29</b>	<b>22,081.59</b>

12. Current tax assets (net)


(₹ in Crores)

Particulars	As at 31-12-2020	As at 31-03-2020
Advance Income-tax & TDS	5,531.01	1,811.17
Provision for Income Tax	(5,350.89)	(1,552.27)
<b>Sub-Total</b>	<b>180.12</b>	<b>258.90</b>
Tax Deposited on income tax demands under contest	311.47	201.05
Provision for income tax for demand under contest	(272.83)	(67.29)
<b>Sub-Total</b>	<b>38.64</b>	<b>133.76</b>
<b>Current tax assets (Net)</b>	<b>218.76</b>	<b>392.66</b>

13. Deferred tax assets (net)

(₹ in Crores)

Particulars	As at 31-12-2020	As at 31-03-2020
<b>Deferred Tax Assets (Net)</b>	<b>2,347.59</b>	<b>2,034.32</b>



14. Investment Property




(₹ in Crores)

Particulars	Opening Balance	Additions during the period	Sales/ adjustment during the period	Closing Balance
As at 31st December 2020	0.01	-	-	0.01
As at 31st March 2020	0.01	-	-	0.01

15. Property, Plant & Equipment and Intangible Assets

(₹ in Crores)

Particulars	Property, Plant & Equipment								Capital Work-in-Progress	Intangible Assets under Development	Other Intangible Assets
	Freehold Land	Right-of-Use Land	Buildings	Furniture & Fixtures	EDP Equipments	Office Equipments	Vehicles	Total	Immovable Property	Computer Software	Computer Software
<b>Gross carrying value</b>											
As at 31.03.2019	110.39	1.59	31.74	10.65	19.92	18.50	0.40	193.19	196.94	1.59	17.25
Additions	-	-	-	1.31	1.76	2.39	-	5.46	51.40	0.38	3.33
Borrowings Cost Capitalised	-	-	-	-	-	-	-	-	12.07	-	-
Disposals	-	-	-	0.59	1.96	0.91	-	3.46	-	0.46	-
As at 31.12.2019	110.39	1.59	31.74	11.37	19.72	19.98	0.40	195.19	260.41	1.51	20.58
As at 31.03.2020	110.39	1.59	31.74	11.62	20.25	19.97	0.40	195.96	287.62	0.77	13.62
Additions	-	-	-	1.71	3.45	3.57	-	8.73	99.62	-	0.01
Borrowings Cost Capitalised	-	-	-	-	-	-	-	-	17.77	-	-
Disposals/ Adjustments	-	-	-	0.42	2.91	7.54	-	10.87	-	-	-
As at 31.12.2020	110.39	1.59	31.74	12.91	20.79	16.00	0.40	193.82	405.01	0.77	13.63
<b>Accumulated depreciation/ amortisation</b>											
As at 31.03.2019	-	0.31	8.58	6.32	13.37	10.33	0.30	39.21	-	-	8.74
Charge for the period	-	0.01	0.37	0.49	1.87	1.93	0.01	4.68	-	-	2.17
Adjustment for disposals	-	-	-	0.30	1.74	0.43	-	2.47	-	-	0.01
As at 31.12.2019	-	0.32	8.95	6.51	13.50	11.83	0.31	41.42	-	-	10.90
As at 31.03.2020	-	0.32	9.06	6.66	14.38	12.22	0.32	42.96	-	-	4.82
Charge for the period	-	0.02	0.36	0.61	1.97	1.86	0.02	4.84	-	-	2.04
Adjustment for disposals	-	-	-	0.14	2.42	4.84	-	7.40	-	-	-
As at 31.12.2020	-	0.34	9.42	7.13	13.93	9.24	0.34	40.40	-	-	6.86
Net block as at 31.03.2020	110.39	1.27	22.68	4.96	5.87	7.75	0.08	153.00	287.62	0.77	8.80
Net block as at 31.12.2020	110.39	1.25	22.32	5.78	6.86	6.76	0.06	153.42	405.01	0.77	6.77







16. Other non-financial assets

(₹ in Crores)

Particulars	As at 31-12-2020	As at 31-03-2020
<b>Unsecured, considered good</b>		
(A) Capital Advances	11.36	50.38
(B) Other Advances	3.36	5.12
(C) Balances with Govt. Authorities	44.23	44.37
(D) Prepaid Expenses	0.02	0.17
(E) Deferred Employee Cost	13.96	13.21
(F) Other Assets	0.01	0.02
<b>Total (A to F)</b>	<b>72.94</b>	<b>113.27</b>



## 17. Debt Securities

The Company has categorised all debt securities at amortised cost in accordance with the requirements of Ind AS 109.

(₹ in Crores)


Particulars	As at 31.12.2020		As at 31.03.2020	
	Face Value	Amortised Cost	Face Value	Amortised Cost
<b>(A) Secured Long-Term Debt Securities</b>				
(i) Institutional Bonds	3,470.00	3,599.29	3,470.00	3,679.51
(ii) 54EC Capital Gain Tax Exemption Bonds	19,645.25	20,162.31	21,976.14	22,781.73
(iii) Tax Free Bonds	12,648.41	12,838.13	12,648.41	13,088.03
(iv) Bond Application Money	329.12	328.39	400.19	399.41
<b>Sub-total (A)</b>	<b>36,092.78</b>	<b>36,928.12</b>	<b>38,494.74</b>	<b>39,948.68</b>
<b>(B) Unsecured Long-Term Debt Securities</b>				
(i) Institutional Bonds	1,61,444.90	1,66,928.47	1,48,662.20	1,53,685.20
(ii) Infrastructure Bonds	16.46	26.85	16.46	25.19
(iii) Zero Coupon Bonds	266.52	266.44	1,364.85	1,363.91
(iv) Foreign Currency Bonds	22,646.61	22,178.79	22,615.78	22,064.56
<b>Sub-total (B)</b>	<b>1,84,374.49</b>	<b>1,89,400.55</b>	<b>1,72,659.29</b>	<b>1,77,138.86</b>
<b>(C) Unsecured Short-Term Debt Securities</b>				
(i) Commercial Paper	-	-	2,925.00	2,889.68
<b>Sub-total (C)</b>	<b>-</b>	<b>-</b>	<b>2,925.00</b>	<b>2,889.68</b>
<b>Total - Debt Securities (A+B+C)</b>	<b>2,20,467.27</b>	<b>2,26,328.67</b>	<b>2,14,079.03</b>	<b>2,19,977.22</b>
<b>Debt Securities issued in/ outside India</b>				
(i) Debt Securities in India	1,97,820.66	2,04,149.88	1,91,463.25	1,97,912.66
(ii) Debt Securities outside India	22,646.61	22,178.79	22,615.78	22,064.56
<b>Total - Debt Securities</b>	<b>2,20,467.27</b>	<b>2,26,328.67</b>	<b>2,14,079.03</b>	<b>2,19,977.22</b>

## 18. Borrowings (Other than Debt Securities)

The Company has categorised all borrowings (other than debt securities) at Amortised Cost in accordance with the requirements of Ind AS 109.

(₹ in Crores)

Particulars	As at 31.12.2020		As at 31.03.2020	
	Principal O/s	Amortised Cost	Principal O/s	Amortised Cost
<b>(A) Unsecured Long-Term Borrowings</b>				
(i) Lease Liability	0.06	0.06	0.07	0.07
(ii) Term Loans from National Small Savings Fund (NSSF)	10,000.00	10,122.31	10,000.00	10,326.81
(iii) Term Loans from Banks	29,641.54	29,758.99	18,899.78	18,900.72
(iv) Term Loans from Financial Institutions	1,800.00	1,816.49	1,000.00	1,000.00
(v) Foreign Currency Borrowings	20,866.90	20,748.42	21,762.71	21,579.29
(vi) FCNR (B) Loans	438.32	439.20	1,017.71	1,020.89
<b>Sub-total (A)</b>	<b>62,746.82</b>	<b>62,885.47</b>	<b>52,680.27</b>	<b>52,827.78</b>
<b>(B) Unsecured Short-Term Borrowings</b>				
(i) FCNR (B) Loans	6,757.45	6,763.05	5,955.49	5,964.91
(ii) Short Term Loans/ Loans repayable on demand from Banks	10,575.00	10,597.16	2,749.86	2,750.92
<b>Sub-total (B)</b>	<b>17,332.45</b>	<b>17,360.21</b>	<b>8,705.35</b>	<b>8,715.83</b>
<b>Total - Borrowings (other than Debt Securities) (A to B)</b>	<b>80,079.27</b>	<b>80,245.68</b>	<b>61,385.62</b>	<b>61,543.61</b>
<b>Borrowings (other than Debt Securities) in/ outside India</b>				
(i) Borrowings in India	59,212.37	59,497.26	39,622.91	39,964.32
(ii) Borrowings outside India	20,866.90	20,748.42	21,762.71	21,579.29
<b>Total - Borrowings (other than Debt Securities)</b>	<b>80,079.27</b>	<b>80,245.68</b>	<b>61,385.62</b>	<b>61,543.61</b>



## 19. Subordinated Liabilities

The Company has categorised all debt securities at amortised cost in accordance with the requirements of Ind AS 109.



(₹ in Crores)

Particulars	As at 31.12.2020		As at 31.03.2020	
	Face Value	Amortised Cost	Face Value	Amortised Cost
(i) 199th Series - Subordinate Tier-II Bonds - 7.96% Redeemable at par on 15.06.2030	1,999.50	2,088.27	-	-
(ii) 175th Series - Subordinate Tier-II Bonds - 8.97% Redeemable at par on 28.03.2029	2,151.20	2,296.27	2,151.20	2,151.86
(iii) 115th Series - Subordinate Tier-II Bonds - 8.06% Redeemable at par on 31.05.2023	2,500.00	2,618.16	2,500.00	2,667.79
<b>Total - Subordinated Liabilities</b>	<b>6,650.70</b>	<b>7,002.70</b>	<b>4,651.20</b>	<b>4,819.65</b>
<b>Subordinated Liabilities in/ outside India</b>				
(i) Borrowings in India	6,650.70	7,002.70	4,651.20	4,819.65
(ii) Borrowings outside India	-	-	-	-
<b>Total - Subordinated Liabilities</b>	<b>6,650.70</b>	<b>7,002.70</b>	<b>4,651.20</b>	<b>4,819.65</b>

### 19.1 Reconciliation between carrying values and the contractual amounts outstanding in respect of Borrowings:

(₹ in Crores)

Particulars	Debt Securities	Other Borrowings	Subordinated Liabilities	Total
<b>As at 31st December 2020</b>				
<b>Total Amount as per Ind-AS</b>	<b>2,26,328.67</b>	<b>80,245.68</b>	<b>7,002.70</b>	<b>3,13,577.05</b>
Less: Interest accrued on Borrowings classified under the same head as per Ind-AS	(6,696.63)	(329.77)	(355.39)	(7,381.79)
Add: Ind-AS Adjustments in respect of transaction costs at Effective Interest Rate (EIR)	835.23	163.36	3.39	1,001.98
<b>Total Borrowings Outstanding</b>	<b>2,20,467.27</b>	<b>80,079.27</b>	<b>6,650.70</b>	<b>3,07,197.24</b>
<b>As at 31st March 2020</b>				
<b>Total Amount as per Ind-AS</b>	<b>2,19,977.22</b>	<b>61,543.61</b>	<b>4,819.65</b>	<b>2,86,340.48</b>
Less: Interest accrued on Borrowings classified under the same head as per Ind-AS	(6,874.20)	(392.52)	(170.57)	(7,437.29)
Add: Ind-AS Adjustments in respect of transaction costs at Effective Interest Rate (EIR)	976.01	234.53	2.12	1,212.66
<b>Total Borrowings Outstanding</b>	<b>2,14,079.03</b>	<b>61,385.62</b>	<b>4,651.20</b>	<b>2,80,115.85</b>



20. Other Financial Liabilities

(₹ in Crores)

Particulars	As at 31-12-2020	As at 31-03-2020
(A) Unpaid Dividends	5.25	4.75
(B) Unpaid Principal & Interest on Bonds		
- Matured Bonds & Interest Accrued thereon	52.34	39.13
- Interest on Bonds	19.46	17.97
<b>Sub-total (B)</b>	<b>71.80</b>	<b>57.10</b>
(C) Funds Received from Govt. of India for Disbursement as Subsidy/ Grant (cumulative)	86,096.23	85,006.38
Add: Interest on such funds (net of refund)	7.39	7.75
Less: Disbursed to Beneficiaries (cumulative)	(85,941.14)	(83,395.51)
Undisbursed Funds to be disbursed as Subsidy/ Grant	<b>162.48</b>	<b>1,618.62</b>
(D) Payables towards Bonds Fully serviced by Govt. of India	22,082.89	21,792.32
(E) Payable towards funded staff benefits	0.68	0.38
(F) Other Liabilities	66.76	89.53
<b>Total (A to F)</b>	<b>22,389.86</b>	<b>23,562.70</b>

21. Current tax liabilities (net)

(₹ in Crores)

Particulars	As at 31-12-2020	As at 31-03-2020
Provision for Income Tax	- 1,825.09	-
Less: Advance Income-tax & TDS	1,988.24	-
<b>Current tax liabilities (Net)</b>	<b>163.15</b>	<b>-</b>

22. Provisions



(₹ in Crores)

Particulars	As at 31-12-2020	As at 31-03-2020
(A) Provisions for Employee Benefits		
Earned Leave Liability	17.62	15.95
Medical Leave Liability	21.13	21.87
Settlement Allowance	1.71	1.60
Economic Rehabilitation Scheme	4.26	4.25
Long Service Award	2.27	1.89
Incentive	41.71	52.57
<i>Sub-total (A)</i>	<b>88.70</b>	<b>98.13</b>
(B) Others		
Expected Credit Loss on Letters of Comfort	9.63	8.38
<i>Sub-total (B)</i>	<b>9.63</b>	<b>8.38</b>
<b>Total (A+B)</b>	<b>98.33</b>	<b>106.51</b>

23. Other Non-financial Liabilities

(₹ in Crores)

Particulars	As at 31-12-2020	As at 31-03-2020
(A) Income Received in Advance	0.34	-
(B) Sundry Liabilities Account (Interest Capitalisation)	5.40	6.57
(C) Unamortised Fee on Undisbursed Loans	62.42	46.15
(D) Advance received from Govt. towards Govt. Schemes	3.90	3.90
(E) Statutory Dues	18.80	18.99
<b>Total (A to E)</b>	<b>90.86</b>	<b>75.61</b>



24. Equity Share Capital

(₹ in Crores)



Particulars	As at 31.12.2020		As at 31.03.2020	
	No. of Shares	Amount	No. of Shares	Amount
<b>Authorised :</b> Equity shares of ₹ 10 each	5,00,00,00,000	5,000.00	5,00,00,00,000	5,000.00
<b>Issued, Subscribed and Paid up :</b> Fully paid up Equity shares of ₹ 10 each	1,97,49,18,000	1,974.92	1,97,49,18,000	1,974.92
<b>Total</b>	<b>1,97,49,18,000</b>	<b>1,974.92</b>	<b>1,97,49,18,000</b>	<b>1,974.92</b>

25. Other Equity

(₹ in Crores)

Particulars	As at 31.12.2020	As at 31.03.2020
<b>(A) Other Reserves</b>		
(i) Special Reserve created u/s 36(1) (viii) of the Income Tax Act, 1961	18,621.31	16,659.10
(ii) Reserve for Bad and doubtful debts u/s 36(1)(viii) of the Income Tax Act, 1961	2,128.41	2,992.83
(iii) Reserve Fund u/s 45-IC of Reserve Bank of India Act, 1934	3,390.00	2,131.00
(iv) Securities Premium	2,236.54	2,236.54
(v) Foreign Currency Monetary Item Translation Difference Account	(608.17)	(1,719.38)
(vi) General Reserve	9,056.75	6,923.09
(vii) Impairment Reserve	793.29	793.29
<b>(B) Retained Earnings</b>	<b>4,207.00</b>	<b>3,409.74</b>
<b>(C) Other Comprehensive Income (OCI)</b>		
- Equity Instruments through Other Comprehensive Income	55.62	106.26
- Effective Portion of Cash Flow Hedges	(234.91)	(226.08)
- Cost of Hedging reserve	128.12	(204.75)
<b>Total - Other Equity</b>	<b>39,773.96</b>	<b>33,101.64</b>

Additions and deductions to the components of 'Other Equity' has been disclosed in 'Statement of Changes in Equity'.



## 26. Interest Income

(₹ in Crores)

Particulars	Period ended 31-12-2020			Period ended 31-12-2019		
	On Financial Assets measured at Fair Value through OCI	On Financial Assets measured at Amortised Cost	On Financial Assets measured at Fair Value through Profit or Loss	On Financial Assets measured at Fair Value through OCI	On Financial Assets measured at Amortised Cost	On Financial Assets measured at Fair Value through Profit or Loss
<b>(A) Interest on Loan Assets</b>						
(i) Long term financing	-	25,491.86	-	-	21,579.05	-
Less: Rebate for timely payments/completion etc		(0.05)			(0.06)	
Long term financing (net)	-	25,491.81	-	-	21,578.99	-
(ii) Short term financing	-	64.74	-	-	152.18	-
<b>Sub-total (A)</b>	-	<b>25,556.55</b>	-	-	<b>21,731.17</b>	-
<b>(B) Interest Income from Investments</b>						
(i) Interest from CP/ICD	-	-	-	-	0.21	-
(ii) Interest from Govt. Securities	-	-	1.46	-	1.89	-
(iii) Interest from Long Term Investments	-	2.34	147.67	-	0.03	126.54
(iv) Interest from Short Term Investments	-	-	0.88	-	-	-
<b>Sub-total (B)</b>	-	<b>2.34</b>	<b>150.01</b>	-	<b>2.13</b>	<b>126.54</b>
<b>(C) Interest on Deposits with Banks</b>						
(i) Interest from Deposits	-	125.19	-	-	42.11	-
<b>Sub-total (C)</b>	-	<b>125.19</b>	-	-	<b>42.11</b>	-
<b>(D) Other Interest Income</b>						
(i) Interest from Staff Advances	-	2.72	-	-	3.50	-
(ii) Interest from Subsidiary Companies	-	-	-	-	0.03	-
(iii) Interest on Mobilisation Advance	-	0.50	-	-	1.94	-
(iv) Unwinding of Discount of Security Deposits	-	0.01	-	-	0.02	-
<b>Sub-total (D)</b>	-	<b>3.23</b>	-	-	<b>5.49</b>	-
<b>Total (A to D)</b>	-	<b>25,687.31</b>	<b>150.01</b>	-	<b>21,780.90</b>	<b>126.54</b>

## 27. Dividend Income

(₹ in Crores)

Particulars	Period ended 31-12-2020	Period ended 31-12-2019
- Dividend from Subsidiary Companies	8.43	-
- Dividend from Other Investments	5.69	15.26
<b>Total - Dividend Income</b>	<b>14.12</b>	<b>15.26</b>

## 28. Fees and Commission Income


(₹ in Crores)

Particulars	Period ended 31-12-2020	Period ended 31-12-2019
Fees based Income	16.85	1.80
Prepayment Premium	20.77	9.99
Fee for Implementation of Govt. Schemes	25.29	17.17
<b>Total - Fees and Commission Income</b>	<b>62.91</b>	<b>28.96</b>

## 29. Other Income

(₹ in Crores)

Particulars	Period ended 31-12-2020	Period ended 31-12-2019
- Fees from Training Courses	0.24	3.81
- Interest from Income Tax Refund	0.94	0.77
- Miscellaneous Income	17.14	4.06
<b>Total</b>	<b>18.32</b>	<b>8.64</b>



30. Finance Costs

Finance Costs have been incurred on financial liabilities measured at amortised cost.

(₹ in Crores)

Particulars	Period ended 31-12-2020	Period ended 31-12-2019
(i) <b>Interest on Debt Securities</b>		
- Domestic Debt Securities	11,553.28	10,295.52
- Foreign Currency Debt Securities	900.85	591.22
- Commercial Paper	35.32	421.17
<b>Sub-Total (i)</b>	<b>12,489.45</b>	<b>11,307.91</b>
(ii) <b>Interest on Borrowings</b>		
- Loans from Govt. of India	618.00	408.47
- Loans from Banks/ Financial Institutions	1,500.32	1,362.89
- External Commercial Borrowings	522.06	690.84
- Lease Liability	-	-
<b>Sub-Total (ii)</b>	<b>2,640.38</b>	<b>2,462.20</b>
(iii) <b>Interest on Subordinated Liabilities</b>		
- Subordinate Bonds	296.28	297.21
<b>Sub-Total (iii)</b>	<b>296.28</b>	<b>297.21</b>
(iv) <b>Other Interest Expense</b>		
- Swap Premium	641.25	-
- Interest on Advance Income Tax	-	-
- Interest on liability towards employee benefits	1.35	-
<b>Sub-Total (iv)</b>	<b>642.60</b>	<b>-</b>
<b>Total - Finance Costs</b>	<b>16,068.71</b>	<b>14,067.32</b>
Less: Finance Costs Capitalised	(17.77)	(12.07)
<b>Total - Finance Costs (Net)</b>	<b>16,050.94</b>	<b>14,055.25</b>

31. Net translation/ transaction exchange loss/ (gain)

(₹ in Crores)

Particulars	Period ended 31-12-2020	Period ended 31-12-2019
Net translation/ transaction exchange loss/ (gain)	116.97	1,025.15
<b>Total</b>	<b>116.97</b>	<b>1,025.15</b>

32. Fees and commission expense


(₹ in Crores)

Particulars	Period ended 31-12-2020	Period ended 31-12-2019
(i) Guarantee Fee	-	5.63
(ii) Listing and Trusteeship Fee	0.78	1.42
(iii) Agency Fees	0.80	0.88
(iv) Credit Rating Expenses	3.19	2.84
(v) Other Finance Charges	4.15	4.18
<b>Total (i to v)</b>	<b>8.92</b>	<b>14.95</b>

33. Net Gain/ (loss) on Fair Value Changes

(₹ in Crores)

Particulars	Period ended 31-12-2020	Period ended 31-12-2019
(A) <b>Net gain/ (loss) on financial instruments at Fair Value through profit or loss</b>		
(i) <b>On trading Portfolio</b>	-	-
(ii) <b>Others</b>		
- Changes in fair value of Derivatives	301.24	78.44
- Changes in fair value of Long Term Investments	2.25	-
- Changes in fair value of Short-term MF investments	21.02	13.68
- Changes in fair value of HQLA Investments	3.42	-
<b>Sub-total (ii)</b>	<b>327.93</b>	<b>92.12</b>
<b>Total (A)</b>	<b>327.93</b>	<b>92.12</b>



34. Impairment on financial instruments

(₹ in Crores)

Particulars	Period ended 31-12-2020		Period ended 31-12-2019	
	On financial instruments measured at FVOCI	On financial instruments measured at Amortised Cost	On financial instruments measured at FVOCI	On financial instruments measured at Amortised Cost
(i) - Loans *	-	1,716.05	-	348.93
(ii) - Others	-	5.93	-	2.17
<b>Total (i+ii)</b>	-	<b>1,721.98</b>	-	<b>351.10</b>

\* includes ₹ 1.24 crores (Previous period ₹ 3.79 crores towards impairment allowance on Letters of Comfort).

35. Employee Benefits Expense

(₹ in Crores)

Particulars	Period ended 31-12-2020	Period ended 31-12-2019
- Salaries and Allowances	76.16	98.75
- Contribution to Provident Fund and Other Funds	10.45	11.33
- Expenses towards Post Employment Benefits	3.64	1.84
- Rent towards Residential Accommodation for Employees	1.55	1.10
- Staff Welfare Expenses	18.42	20.66
<b>Total</b>	<b>110.22</b>	<b>133.68</b>

36. Depreciation and amortization

(₹ in Crores)

Particulars	Period ended 31-12-2020	Period ended 31-12-2019
- Depreciation on Property, Plant & Equipment	4.84	4.68
- Amortization on Intangible Assets	2.04	2.17
<b>Total</b>	<b>6.88</b>	<b>6.85</b>

37. Corporate Social Responsibility Expenses

(₹ in Crores)

Particulars	Period ended 31-12-2020	Period ended 31-12-2019
- Direct Expenditure	104.86	78.41
- Overheads	3.27	3.62
<b>Total</b>	<b>108.13</b>	<b>82.03</b>

38. Other Expenses

(₹ in Crores)

Particulars	Period ended 31-12-2020	Period ended 31-12-2019
- Travelling and Conveyance	5.47	10.24
- Publicity & Promotion Expenses	4.49	4.81
- Repairs and Maintenance	7.66	8.28
- Rent, taxes and energy costs	9.60	9.87
- Insurance Charges	0.08	0.11
- Communication costs	1.57	1.53
- Printing & stationery	0.66	2.78
- Director's sitting fees	0.06	0.17
- Auditors' fees and expenses	0.58	0.74
- Legal & Professional Charges	7.19	9.11
- Net Loss on Disposal of Property, Plant & Equipment	3.33	0.86
- Govt. Scheme Monitoring Expenses	17.87	14.80
- Miscellaneous Expenses	17.64	35.05
<b>Total</b>	<b>76.20</b>	<b>98.35</b>




39. Tax Expense

(₹ in Crores)

Particulars	Period ended 31-12-2020	Period ended 31-12-2019
- Current tax expense	2,061.21	1,262.19
- Current tax expense/ (benefit) pertaining to earlier years	133.73	64.11
<b>Sub-total - Current Tax</b>	<b>2,194.94</b>	<b>1,326.30</b>
- Deferred tax expense/ (credit)	(426.73)	508.31
<b>Total</b>	<b>1,768.21</b>	<b>1,834.61</b>

40. Earnings per Share

Particulars	Period ended 31-12-2020	Period ended 31-12-2019
<b>Numerator</b>		
Profit for the period from continuing operations as per Statement of Profit and Loss (₹ in Crores)	6,292.15	4,450.45
Profit for the period from continuing and discontinued operations as per Statement of Profit and Loss (₹ in Crores)	6,292.15	4,450.45
<b>Denominator</b>		
Weighted average Number of equity shares	1,97,49,18,000	1,97,49,18,000
Basic & Diluted Earnings per Share (in ₹ for an equity share of ₹ 10 each) (for continuing operations)	31.86	22.53
Basic & Diluted Earnings per Share (in ₹ for an equity share of ₹ 10 each) (for continuing and discontinued operations)	31.86	22.53






## REC Limited

Registered Office - Core-4, SCOPE Complex, 7, Lodhi Road, New Delhi - 110003, CIN: L40101DL1969GOI005095

## Consolidated Balance Sheet as at 31st December 2020

(₹ in Crores)

S. No.	Particulars	Note No.	As at 31-12-2020	As at 31-03-2020
	<b>ASSETS</b>			
(1)	<b>Financial Assets</b>			
(a)	Cash and cash equivalents	6	2,042.01	1,717.71
(b)	Other Bank Balances	7	679.15	2,257.45
(c)	Trade receivables	8	128.74	110.72
(d)	Derivative financial instruments	9	2,456.34	3,318.85
(e)	Loans	10	3,45,624.71	3,12,083.50
(f)	Investments	11	3,084.83	2,127.11
(g)	Other financial assets	12	22,167.10	22,099.67
	<b>Total - Financial Assets (1)</b>		<b>3,76,182.88</b>	<b>3,43,715.01</b>
(2)	<b>Non-Financial Assets</b>			
(a)	Current tax assets (net)	13	225.92	409.94
(b)	Deferred tax assets (net)	14	2,367.41	2,050.57
(c)	Investment Property	15	0.01	0.01
(d)	Property, Plant & Equipment	16	155.13	156.97
(e)	Capital Work-in-Progress	16	405.01	287.62
(f)	Intangible Assets Under Development	16	0.77	0.77
(g)	Other Intangible Assets	16	6.83	8.82
(h)	Other non-financial assets	17	95.76	132.37
(i)	Investments accounted for using equity method	11	253.36	258.47
	<b>Total - Non-Financial Assets (2)</b>		<b>3,510.20</b>	<b>3,305.54</b>
(3)	<b>Assets classified as held for sale</b>	18	<b>12.59</b>	<b>9.53</b>
	<b>Total ASSETS (1+2+3)</b>		<b>3,79,705.67</b>	<b>3,47,030.08</b>
	<b>LIABILITIES AND EQUITY</b>			
	<b>LIABILITIES</b>			
(1)	<b>Financial Liabilities</b>			
(a)	Derivative financial instruments	9	1,124.74	1,325.73
(b)	Trade Payables			
	(i) total outstanding dues of MSMEs	19	0.04	0.15
	(ii) total outstanding dues of creditors other than MSMEs	19	31.04	46.00
(c)	Debt Securities	20	2,26,270.85	2,19,918.25
(d)	Borrowings (other than debt securities)	21	80,245.84	61,550.66
(e)	Subordinated Liabilities	22	7,002.70	4,819.65
(f)	Other financial liabilities	23	22,577.89	23,782.21
	<b>Total - Financial Liabilities (1)</b>		<b>3,37,253.10</b>	<b>3,11,442.65</b>
(2)	<b>Non-Financial Liabilities</b>			
(a)	Current tax liabilities (net)	24	163.15	-
(b)	Provisions	25	99.21	107.09
(c)	Other non-financial liabilities	26	111.81	83.23
	<b>Total - Non-Financial Liabilities (2)</b>		<b>374.17</b>	<b>190.32</b>
(3)	<b>Liabilities directly associated with assets classified as held for sale</b>	18	<b>0.10</b>	<b>0.68</b>
(4)	<b>EQUITY</b>			
(a)	Equity Share Capital	27	1,974.92	1,974.92
(b)	Other equity	28	40,103.38	33,421.51
	<b>Total - Equity (4)</b>		<b>42,078.30</b>	<b>35,396.43</b>
	<b>Total - LIABILITIES AND EQUITY (1+2+3+4)</b>		<b>3,79,705.67</b>	<b>3,47,030.08</b>






REC Limited

Registered Office - Core-4, SCOPE Complex, 7, Lodhi Road, New Delhi - 110003, CIN: L40101DL1969GOI005095

Consolidated Statement of Profit and Loss for the period ended 31st December 2020

(₹ in Crores)

S. No.	Particulars	Note No.	Period ended 31.12.2020	Period ended 31.12.2019
	<b>Revenue from Operations</b>			
(i)	Interest Income	29	25,841.87	21,914.00
(ii)	Dividend Income	30	5.69	13.16
(iii)	Fees and Commission Income	31	62.91	28.96
(iv)	Net gain on fair value changes	37	327.93	92.12
(v)	Sale of services	32	102.82	132.18
I.	<b>Total Revenue from Operations (i to v)</b>		<b>26,341.22</b>	<b>22,180.42</b>
II.	Other Income	33	18.42	15.19
III.	<b>Total Income (I+II)</b>		<b>26,359.64</b>	<b>22,195.61</b>
	<b>Expenses</b>			
(i)	Finance Costs	34	16,048.33	14,051.08
(ii)	Net translation/ transaction exchange loss	35	116.97	1,025.15
(iii)	Fees and commission Expense	36	8.92	14.95
(iv)	Impairment on financial instruments	38	1726.48	362.93
(v)	Cost of services rendered	39	57.69	48.57
(vi)	Employee Benefits Expenses	40	123.90	147.26
(vii)	Depreciation and amortization	41	7.99	8.21
(viii)	Corporate Social Responsibility Expenses	42	110.39	82.87
(ix)	Other Expenses	43	77.34	96.20
IV.	<b>Total Expenses (i to ix)</b>		<b>18,278.01</b>	<b>15,837.22</b>
V.	<b>Profit before Tax (III-IV)</b>		<b>8,081.63</b>	<b>6,358.39</b>
V.	Share of Profit/Loss of Joint Venture accounted for using equity method		(6.42)	7.36
VI.	<b>Profit before Tax (III-IV+V)</b>		<b>8,075.21</b>	<b>6,365.75</b>
VII.	<b>Tax Expense</b>	44		
(i)	Current tax		2,205.11	1,348.71
(ii)	Deferred Tax		(430.30)	518.76
	<b>Total Tax Expense (i+ii)</b>		<b>1,774.81</b>	<b>1,867.47</b>
VIII.	<b>Profit for the period</b>		<b>6,300.40</b>	<b>4,498.28</b>
IX.	<b>Other comprehensive Income/(Loss)</b>			
(i)	<b>Items that will not be reclassified to profit or loss</b>			
(a)	Re-measurement gains/(losses) on defined benefit plans		(2.90)	7.96
(b)	Changes in Fair Value of FVOCI Equity Instruments		136.51	(40.31)
(c)	Share of Other Comprehensive Income/ (loss) of Joint Venture accounted for using equity method		0.02	(0.10)
(d)	Income tax relating to these items			
	- Re-measurement gains/(losses) on defined benefit plans		0.73	(2.00)
	- Changes in Fair Value of FVOCI Equity Instruments		(4.47)	12.79
	<b>Sub-Total (i)</b>		<b>129.89</b>	<b>(21.66)</b>
(ii)	<b>Items that will be reclassified to profit or loss</b>			
(a)	Effective Portion of Cash Flow Hedges		(11.80)	-
(b)	Cost of hedging reserve		444.83	-
(c)	Share of Other Comprehensive Income/ (loss) of Joint Venture accounted for using equity method		1.29	(3.14)
(d)	Income tax relating to these items			
	- Effective Portion of Cash Flow Hedges		2.97	-
	- Cost of hedging reserve		(111.96)	-
	<b>Sub-Total (ii)</b>		<b>325.33</b>	<b>3.14</b>
	<b>Other comprehensive Income/(Loss) for the period (i+ii)</b>		<b>455.22</b>	<b>(24.80)</b>
X.	<b>Total comprehensive Income for the period (VIII+IX)</b>		<b>6,755.62</b>	<b>4,473.48</b>
XI.	<b>Basic &amp; Diluted Earnings per Equity Share of ₹ 10 each (in ₹)</b>	45		
(1)	For continuing operations		31.99	22.78
(2)	For continuing and discontinued operations		31.90	22.78



REC Limited

Registered Office - Core-4, SCOPE Complex, 7, Lodhi Road, New Delhi - 110003, CIN: L40101DL1969GOI005095



Consolidated Statement of Changes in Equity for the period ended 31st December 2020

A Equity share capital

Particulars	As at 31-12-2020		As at 31-03-2020	
Opening Balance		1,974.92		1,974.92
Changes in equity share capital during the period		-		-
Closing Balance		1,974.92		1,974.92



B Other Equity

Particulars	Reserves & Surplus											Share of Other Comprehensive Income/ (loss) of Joint Venture accounted for using equity method	FVOCI-Equity Instruments	Effective Portion of Cash Flow Hedges	Costs of Hedging reserve	Total
	Special Reserve created u/s 36(1) (viii) of the Income Tax Act, 1961	Reserve for Bad and doubtful debts u/s 36(1)(viii) of the Income Tax Act, 1961	Reserve Fund u/s 45-IC of Reserve Bank of India Act, 1934	Debenture Redemption Reserve	Securities Premium Account	Capital Reserve	Foreign Currency Monetary Item Translation Difference Account	General Reserve	Impairment Reserve	Retained Earnings						
Balance as at 31st March 2019	15,136.78	3,034.72	1,153.00	1,318.13	2,236.54	-	(764.82)	5,230.54	-	5,088.19	1.46	136.88	-	-	32,571.42	
Profit for the period	-	-	-	-	-	-	-	-	-	4,498.28	-	-	-	-	4,498.28	
Remeasurement of Defined Benefit Plans	-	-	-	-	-	-	-	-	-	5.96	-	-	-	-	5.96	
Recognition through Other Comprehensive Income (net of taxes)	-	-	-	-	-	-	-	-	-	(0.10)	(3.14)	(27.52)	-	-	(30.76)	
<b>Total Comprehensive Income</b>	-	-	-	-	-	-	-	-	-	<b>4,504.14</b>	<b>(3.14)</b>	<b>(27.52)</b>	-	-	<b>4,473.48</b>	
<b>Other adjustments</b>																
Transfer to/ (from) Retained Earnings	1,251.10	266.02	891.00	49.15	-	-	-	-	-	(2,457.27)	-	-	-	-	-	
Transfer to General Reserve	-	(378.41)	-	(1,367.28)	-	-	-	1,745.69	-	-	-	-	-	-	-	
Reclassification of gain/ (loss) on sale/ extinguishment of FVOCI equity instrument	-	-	-	-	-	-	-	-	-	(86.19)	-	86.19	-	-	-	
Foreign Currency Translation Loss on long term monetary items during the period	-	-	-	-	-	-	(570.90)	-	-	-	-	-	-	-	(570.90)	
Gain on increase in share in EESL	-	-	-	-	-	3.75	-	-	-	-	-	-	-	-	3.75	
Amortisation during the period	-	-	-	-	-	-	354.21	-	-	-	-	-	-	-	354.21	
<b>Total- Other adjustments</b>	<b>1,251.10</b>	<b>(112.39)</b>	<b>891.00</b>	<b>(1,318.13)</b>	-	<b>3.75</b>	<b>(216.69)</b>	<b>1,745.69</b>	-	<b>(2,543.46)</b>	-	<b>86.19</b>	-	-	<b>(212.94)</b>	
Dividends	-	-	-	-	-	-	-	-	-	-	-	-	-	-	-	
Dividend Distribution Tax	-	-	-	-	-	-	-	-	-	-	-	-	-	-	-	
<b>Total- Transaction with owners and taxes</b>	-	-	-	-	-	-	-	-	-	-	-	-	-	-	-	
Balance as at 31st December 2019	16,387.88	2,922.33	2,044.00	-	2,236.54	3.75	(981.51)	6,976.23	-	7,048.87	(1.68)	195.55	-	-	36,831.96	



(₹ in Crores)

Particulars	Reserves & Surplus										Share of Other Comprehensive Income/ (loss) of Joint Venture accounted for using equity method	FVOCI-Equity Instruments	Effective Portion of Cash Flow Hedges	Costs of Hedging reserve	Total
	Special Reserve created u/s 36(1) (viii) of the Income Tax Act, 1961	Reserve for Bad and doubtful debts u/s 36(1)(viii) of the Income Tax Act, 1961	Reserve Fund u/s 45-IC of Reserve Bank of India Act, 1934	Debenture Redemption Reserve	Securities Premium Account	Capital Reserve	Foreign Currency Monetary Item Translation Difference Account	General Reserve	Impairment Reserve	Retained Earnings					
Balance as at 31st March 2020	16,659.10	2,992.83	2,131.00	-	2,236.54	4.70	(1,719.38)	6,976.23	793.29	3,674.25	(2.48)	106.26	(226.08)	(204.75)	33,421.51
Profit for the period	-	-	-	-	-	-	-	-	-	6,300.39	-	-	-	-	6,300.39
Remeasurement of Defined Benefit Plans	-	-	-	-	-	-	-	-	-	(2.17)	-	-	-	-	(2.17)
Recognition through Other Comprehensive Income (net of taxes)	-	-	-	-	-	-	-	-	-	0.02	1.29	132.04	(8.83)	332.87	457.39
<b>Total Comprehensive Income</b>	-	-	-	-	-	-	-	-	-	<b>6,298.24</b>	<b>1.29</b>	<b>132.04</b>	<b>(8.83)</b>	<b>332.87</b>	<b>6,755.61</b>
Transfer to/ (from) Retained Earnings	1,962.21	288.14	1,259.00	-	-	-	-	981.10	-	(4,490.45)	-	-	-	-	-
Transfer to/ (from) General Reserve	-	(1,152.56)	-	-	-	-	-	1,152.56	-	-	-	-	-	-	-
Reclassification of gain/ (loss) on sale/ extinguishment of FVOCI equity instrument	-	-	-	-	-	-	-	-	-	182.68	-	(182.68)	-	-	-
Foreign Currency Translation Loss on long term monetary items during the period	-	-	-	-	-	-	457.90	-	-	-	-	-	-	-	457.90
Amortisation during the period	-	-	-	-	-	-	653.31	-	-	-	-	-	-	-	653.31
<b>Total- Other adjustments</b>	<b>1,962.21</b>	<b>(864.42)</b>	<b>1,259.00</b>	<b>-</b>	<b>-</b>	<b>-</b>	<b>1,111.21</b>	<b>2,133.66</b>	<b>-</b>	<b>(4,307.77)</b>	<b>-</b>	<b>(182.68)</b>	<b>-</b>	<b>-</b>	<b>1,111.21</b>
Dividends	-	-	-	-	-	-	-	-	-	(1,184.95)	-	-	-	-	(1,184.95)
Dividend Distribution Tax	-	-	-	-	-	-	-	-	-	-	-	-	-	-	-
<b>Total- Transaction with owners and taxes</b>	<b>-</b>	<b>-</b>	<b>-</b>	<b>-</b>	<b>-</b>	<b>-</b>	<b>-</b>	<b>-</b>	<b>-</b>	<b>(1,184.95)</b>	<b>-</b>	<b>-</b>	<b>-</b>	<b>-</b>	<b>(1,184.95)</b>
Balance as at 31st December 2020	18,621.31	2,128.41	3,390.00	-	2,236.54	4.70	(608.17)	9,109.89	793.29	4,479.77	(1.19)	55.62	(234.91)	128.12	40,103.38






REC Limited

Registered Office - Core-4, SCOPE Complex, 7, Lodhi Road, New Delhi - 110003, CIN: L40101DL1969GOI005095

Consolidated Statement of Cash Flows for the period ended 31st December 2020

(₹ in Crores)



PARTICULARS	Period ended 31-12-2020	Period ended 31-12-2019
<b>A. Cash Flow from Operating Activities :</b>		
Net Profit before Tax	8,075.21	6,365.75
<b>Adjustments for:</b>		
1. Loss on derecognition of Property, Plant and Equipment (net)	3.33	0.86
2. Depreciation & Amortization	7.99	8.21
3. Impairment losses on financial assets	1,726.48	362.93
4. Adjustments towards Effective Interest Rate in respect of Loans	24.53	35.32
5. Adjustments towards Effective Interest Rate in respect of Borrowings	143.92	35.10
6. Fair Value Changes in Derivatives	(301.24)	(78.44)
7. Fair Value Changes in FVTPL Instruments	(5.67)	-
8. Interest on Commercial Paper	35.32	421.17
9. Interest on Other borrowings	0.07	0.05
10. Interest Accrued on Zero Coupon Bonds	79.77	77.75
11. Loss/ (Gain) on Exchange Rate fluctuation	258.66	1,026.12
12. Dividend Income	(5.69)	(13.16)
13. Interest Income on Investments & others	(156.89)	(135.07)
14. Interest expense on other liabilities	0.11	-
15. Share of Profit/Loss of Joint Venture accounted for using equity method	6.42	(7.36)
<b>Operating profit before Changes in Operating Assets &amp; Liabilities</b>	<b>9,892.32</b>	<b>8,099.23</b>
<b>Inflow / (Outflow) on account of :</b>		
1. Loan Assets	(36,171.33)	(26,665.04)
2. Derivatives	641.56	(225.66)
3. Other Operating Assets	2,037.25	(395.21)
4. Operating Liabilities	(1,275.36)	386.64
<b>Cash flow from Operations</b>	<b>(24,875.56)</b>	<b>(18,800.04)</b>
1. Income Tax Paid (including TDS)	(1,868.92)	(1,255.18)
2. Income Tax refund	11.73	16.67
<b>Net Cash Flow from Operating Activities</b>	<b>(26,732.75)</b>	<b>(20,038.55)</b>
<b>B. Cash Flow from Investing Activities</b>		
1. Sale of Property, Plant & Equipment	0.14	0.13
2. Investment in Property, Plant & Equipment (incl. CWIP & Capital Advances)	(69.44)	(62.13)
3. Investment in Intangible Assets (including intangible assets under development)	(0.06)	(3.25)
4. Finance Costs Capitalised	(17.77)	(12.07)
5. Investment in Equity Shares of EESL	-	(71.60)
6. Sale of Equity Shares	193.72	4.23
7. Sale/(Investment) of/in shares of associate companies (Net)	(0.45)	0.30
8. Redemption/ (Investment) in Debt Securities (net)	14.20	47.16
9. Cash Inflow/ (Outflow) on HQLA Investments	(527.96)	-
10. Interest Income from investments	9.56	61.78
11. Maturity/(Investment) of/in Corporate and Term deposits (incl. interest)	0.14	(22.64)
12. Dividend Income	5.69	13.16
<b>Net Cash Flow from Investing Activities</b>	<b>(392.23)</b>	<b>(44.93)</b>
<b>C. Cash Flow from Financing Activities</b>		
1. Issue/ (Redemption) of Rupee Debt Securities (Net)	9,202.65	11,018.13
2. Issue/ (Redemption) of Commercial Paper (net)	(2,925.00)	(4,665.95)
3. Raising/ (Repayments) of Rupee Term Loans/ WCDL from Govt./ Banks/ FIs (net)	19,361.91	4,924.47
4. Raising/ (Repayments) of Foreign Currency Debt Securities and Borrowings (net)	995.88	10,650.52
5. Raising/ (Redemption) of Subordinated Liabilities (net)	1,999.50	-
6. Payment of Dividend on Equity Shares	(1,184.95)	2.10
7. Payment of interest	(0.07)	(0.05)
8. Repayment towards Lease Liability	(0.64)	2.23
<b>Net Cash flow from Financing Activities</b>	<b>27,449.28</b>	<b>21,931.45</b>
<b>Net Increase/Decrease in Cash &amp; Cash Equivalents</b>	<b>324.30</b>	<b>1,847.97</b>
Cash & Cash Equivalents as at the beginning of the period	1,717.71	381.98
Cash & Cash Equivalents as at the end of the period	2,042.01	2,229.95



Components of Cash & Cash Equivalents as at end of the period are:

(₹ in Crores)

PARTICULARS	Period ended 31-12-2020	Period ended 31-12-2019
- Cash in Hand (including postage & imprest)	0.08	0.06
- Balances with Banks	623.07	450.18
- Short-term Deposits with Scheduled Banks	1,418.86	1,779.71
- Short term Investment in Debt Mutual Funds	-	-
<b>Total Cash &amp; Cash Equivalents</b>	<b>2,042.01</b>	<b>2,229.95</b>



## REC Limited

Registered Office - Core-4, SCOPE Complex, 7, Lodhi Road, New Delhi – 110003

CIN: L40101DL1969GOI005095

### Notes to Accounts

#### 1. Company Overview

REC Limited ("REC" or the "Company" or the "holding company") was incorporated in the year 1969. The Company is domiciled in India and is limited by shares, having its registered office and principal place of business at Core-4, SCOPE Complex, 7, Lodhi Road, New Delhi-110003, India. The Company has 22 State offices spread across the country, mainly in the State Capitals and one training centre at Hyderabad.

The Company is a Government Company engaged in extending financial assistance across the power sector value chain and is a Systemically Important (Non-Deposit Accepting or Holding) Non-Banking Finance Company (NBFC) registered with Reserve Bank of India (RBI) as an Infrastructure Finance Company (IFC).

REC is a leading Infrastructure Finance Company in India and the principal products of REC are interest-bearing loans to State Electricity Boards, State Power utilities/State Power Departments and Private sector for all segments of Power infrastructure.

The shares of the Company are listed on National Stock Exchange of India Limited and BSE Limited.

The Company together with its subsidiaries is hereinafter referred to as 'the Group'.

#### 2. Statement of Compliance and Basis of Preparation

These Consolidated Financial Statements comply with Ind AS notified under the Companies (Indian Accounting Standards) Rules, 2015 (as amended), applicable provisions of the Companies Act, 2013 and other applicable regulatory norms / guidelines.

The consolidated financial statements for the period ended 31<sup>st</sup> December 2020 were authorized and approved for issue by the Board of Directors on 4<sup>th</sup> February 2021.

These consolidated financial statements have been prepared on going concern basis following accrual system of accounting and are in accordance with the Indian Accounting Standards (referred to as "Ind AS") notified under the Companies (Indian Accounting Standards) Rules, 2015 (as amended), applicable provisions of the Companies Act, 2013 and other applicable regulatory norms/ guidelines.




#### 3. Significant Accounting Policies

The significant accounting policies applied in preparation of the consolidated financial statements are as given below:

##### 3.1 Basis of consolidation

###### *Subsidiary*

Subsidiary is the entity controlled by the Group. The Group controls an entity when it has power over the investee, is exposed to or has rights to variable returns from its involvement with the entity and has the ability to affect those returns through its power over the entity. The financial statements of subsidiary



are included in the consolidated financial statements from the date on which control commences until the date on which control ceases. The Group combines the financial statements of the holding company and its subsidiary line by line adding together like items of assets, liabilities, equity, income and expenses.

#### *Equity accounted investees*

The Group's interests in equity accounted investees comprise of the interests in associates and joint venture.

An associate is an entity, including an unincorporated entity, over which the Company has significant influence and that is neither a subsidiary nor an interest in a joint venture. Interests in associates are accounted for using the equity method. These interests are initially recognised at cost, which includes transaction costs. Subsequent to initial recognition, the consolidated financial statements include the Group's share of Profit and Loss and Other Comprehensive Income (OCI) of equity-accounted investees until the date on which significant influence ceases. However, in case where it is assessed that the investment/ interest in associates is held for sale, the interest in associates is accounted for under Ind AS 105.

A joint venture is an arrangement in which the Group has joint control and has rights to the net assets of the arrangement, rather than rights to its assets and obligations for its liabilities.

Interests in joint venture are accounted for using the equity method. They are initially recognised at cost which includes transaction costs. Subsequent to initial recognition, the consolidated financial statements include the Group's share of Profit and Loss and Other Comprehensive Income (OCI) of equity-accounted investees until the date on which significant influence or joint control ceases.

#### *Transactions eliminated on consolidation*

- 3.2 Intra-group balances and transactions, and any unrealised income and expenses arising from intra-group transactions, are eliminated. Unrealised gains arising from transactions with equity accounted investees are eliminated against the investment to the extent of the Group's interest in the investee. Unrealised losses are eliminated in the same way as unrealised gains, but only to the extent that there is no evidence of impairment.

### **3.3 Basis of Preparation and Measurement**

The consolidated financial statements have been prepared on historical cost basis except for certain financial assets and financial liabilities which are measured at fair values as explained in relevant accounting policies. These policies have been applied consistently for all the periods presented in the consolidated financial statements.




#### *Functional and presentation currency*

The consolidated financial statements are presented in Indian Rupee ('INR') which is also the functional currency of the Group.

### **3.4 Revenue recognition**

#### *Interest income*

Interest income is recognized on time proportion basis taking into account the amount outstanding and rate applicable.





Unless otherwise specified, the recoveries from the borrowers are appropriated in the order of (i) costs and expenses of REC (ii) delayed and penal interest including interest tax, if any (iii) overdue interest including interest tax, if any and (iv) repayment of principal; the oldest being adjusted first, except for credit impaired loans and recalled loans, where principal amount is appropriated only after the complete recovery of other costs, expenses, delayed and penal interest and overdue interest including interest tax, if any. The recovery under One Time Settlement (OTS)/ Insolvency and Bankruptcy Code (IBC) proceedings is appropriated first towards the principal outstanding and remaining recovery thereafter, towards interest and other charges, if any.

For all financial assets measured at amortized cost, interest income is recorded using the effective interest rate (EIR), i.e. the rate that exactly discounts estimated future cash receipts through the expected life of the financial asset to the net carrying amount of the financial assets.

Interest on financial assets subsequently measured at fair value through profit and loss is recognized on an accrual basis in accordance with the terms of the respective contract and is disclosed separately under the head interest income.

Rebate on account of timely payment of interest by borrowers is recognized on receipt of entire interest amount due in time, in accordance with the terms of the respective contract and is netted against the corresponding interest income.

*Income from Government schemes*

Income of agency fee on Government schemes is recognized on accrual basis based on the services rendered.

*Dividend income*

Income from dividend on shares of corporate bodies and units of mutual funds is taken into account on accrual basis when REC's right to receive payment is established.

Provided that in case of final dividend, the right to receive payment shall be considered as established only upon approval of the dividend by the shareholders in the Annual General Meeting.

Dividend on financial assets subsequently measured at fair value through profit and loss is recognised separately under the head 'Dividend Income'.



*Other services*

Fees/ charges on loan assets, other than those considered an adjustment to EIR, are accounted for on accrual basis. Pre-payment premium is accounted for by the Group in the year of receipt.

*Revenue from sale of services*

Revenue is recognised to the extent that it is probable that the economic benefits will flow to the Group and the revenue can be reliably measured.

The Group uses the principles laid down by the Ind AS 115 to determine that how much and when revenue is recognized, what is the nature, amount, timing and uncertainty of revenues etc. In accordance with the same, revenue is recognised through a five-step approach:



- (i) Identify the contract(s) with customer;
- (ii) Identify separate performance obligations in the contract;
- (iii) Determine the transaction price;
- (iv) Allocate the transaction price to the performance obligations; and
- (v) Recognise revenue when a performance obligation is satisfied.

Revenues are measured at the fair value of the consideration received or receivable, net of discounts and other indirect taxes.

In Cost Plus Contracts - Revenue is recognised by including eligible contractual items of expenditures plus proportionate margin as per contract;

In Fixed Price Contracts – Revenue is recognised on the basis of stage of completion of the contract. The Group has assessed that the stage of completion is determined as the proportion of the total time expected to complete the performance obligation to that has lapsed at the end of the reporting period, which is an appropriate measure of progress towards complete satisfaction of these performance obligations under Ind AS 115.

Estimates of revenues, costs or extent of progress toward completion are revised if circumstances change. Any resulting increases or decreases in estimated revenues or costs are reflected in profit or loss in the period in which the circumstances that give rise to the revision become known by management.

Professional charges to be charged from the selected bidders/developers for transmission projects put on tariff based bidding is accounted for in the year in which it is reasonably certain that the ultimate collection of the professional charges will be made.

Sale proceeds of Request for Proposal (RFP) documents is credited to the respective SPV and sale proceeds of Request for Qualification (RFQ) documents is retained by the Group and accounted as income of the Group.


### 3.5 Borrowing costs

Borrowing costs consist of interest and other costs that the Group incurred in connection with the borrowing of funds. Borrowing costs that are directly attributable to the acquisition and/ or construction of a qualifying asset, till the time such a qualifying asset becomes ready for its intended use sale, are capitalized. A qualifying asset is one that necessarily takes a substantial period to get ready for its intended use.

All other borrowing costs are charged to the Statement of Profit and Loss on an accrual basis as per the effective interest rate method.

### 3.6 Earnings per share

Basic earnings per share is calculated by dividing the net profit or loss for the period attributable to equity shareholders (after deducting attributable taxes) by the weighted average number of equity shares outstanding during the period.



To calculate diluted earnings per share, the net profit or loss for the period attributable to equity shareholders and the weighted average number of shares outstanding during the period are adjusted for the effects of all dilutive potential equity shares.

### 3.7 Foreign Currency Translation

#### *Foreign currency transactions and balances*

Foreign currency transactions are translated into the functional currency of the Group using the exchange rates prevailing on the date of the transaction.

Foreign exchange gains and losses resulting from the settlement of such transactions and the re-measurement of monetary items denominated in foreign currency at period-end exchange rates are recognized in the Statement of Profit or Loss. However, for the long-term monetary items recognized in the consolidated financial statements before 01<sup>st</sup> April 2018, such gains and losses are accumulated in a "Foreign Currency Monetary Item Translation Difference Account" and amortized over the balance period of such long term monetary item, by recognition as income or expense in each of such periods.

Non-monetary items are not retranslated at period-end and are measured at historical cost (translated using the exchange rates at the transaction date).

### 3.8 Intangible assets

#### *Recognition and initial measurement*

Intangible assets mainly comprise of computer software which is initially measured at cost. Such assets are recognized where it is probable that the future economic benefits attributable to the assets will flow to the Group.

#### *Subsequent measurement (amortization method, useful lives and residual value)*

All intangible assets with finite useful life are amortized on a straight line basis over the estimated useful lives, and a possible impairment is assessed if there is an indication that the intangible asset may be impaired. Residual values and useful lives for all intangible assets are reviewed at each reporting date. Changes, if any, are accounted for as changes in accounting estimates. Management estimates the useful life of intangible assets to be five years.

#### *Intangible Assets under Development*

Expenditure incurred which are eligible for capitalization under intangible assets is carried as 'Intangible assets under development' till they are ready for their intended use.

#### *Derecognition of Intangible Assets*



An intangible asset is derecognized on disposal, or when no future economic benefits are expected from use or disposal. Gains or losses arising from derecognition of an intangible asset, measured as the difference between the net disposal proceeds and the carrying amount of the asset are recognized in the Statement of Profit and Loss when the asset is derecognized.

### 3.9 Property, Plant and Equipment (PPE)

#### *Recognition and initial measurement*

##### Land

Land held for use is initially recognized at cost. For land, as no finite useful life can be determined, related carrying amounts are not depreciated.



### Other Tangible assets

PPE other than land is initially recognized at acquisition cost or construction cost, including any costs directly attributable to bringing the assets to the location and condition necessary for it to be capable of operating in the manner intended by the Group's management.

Subsequent costs are included in the asset's carrying amount or recognized as a separate asset, as appropriate, only when it is probable that future economic benefits associated with the item will flow to the Group beyond one year. Maintenance or servicing costs of PPE are recognized in the Statement of Profit and Loss as incurred.

#### *Subsequent measurement (depreciation method, useful lives, residual value, and impairment)*

PPE are subsequently measured at cost less accumulated depreciation and impairment losses. Depreciation on PPE is provided on the straight-line method over the useful life of the assets as prescribed under Part 'C' of Schedule II of the Companies Act, 2013.

Depreciation on assets purchased/sold during the year is charged for the full month if the asset is in use for more than 15 days, instead of charging the same on pro-rata basis from the date of purchase/sale. Depreciation on assets purchased during the year up to Rs. 5,000/- is provided @ 100%.

The residual values, useful lives, and method of depreciation are reviewed at the end of each financial year. PPE other than land is tested for impairment whenever events or changes in circumstances indicate that the carrying amount may not be recoverable.

#### *De-recognition*

An item of PPE and any significant part initially recognized is derecognized upon disposal or when no future economic benefits are expected from its use or disposal. Any gain or loss arising on de-recognition of an item of PPE is determined as the difference between the net disposal proceeds and the carrying amount of the asset and is recognized in the Statement of Profit and Loss.

#### *Capital Work-in-Progress*


The cost of PPE under construction at the reporting date is disclosed as 'Capital work-in-progress.' The cost comprises purchase price, borrowing cost if capitalization criteria are met and directly attributable cost of bringing the asset to its working condition for the intended use. Any trade discount and rebates are deducted in arriving at the purchase price. Advances paid for the acquisition/ construction of PPE which are outstanding at the balance sheet date are classified under 'Capital Advances.'

### **3.10 Lease Accounting:**

The Group recognises a right-of-use asset and related lease liability in connection with all former operating leases except for those identified as short-term or low-value lease.

The Group assesses at contract inception whether a contract is, or contains, a lease. A lease is defined as 'a contract, or part of a contract, that conveys the right to use an asset (the underlying asset) for a period of time in exchange for consideration'.

To apply this definition, the Group assesses whether the contract meets three key evaluations which are whether:



- the contract contains an identified asset, which is either explicitly identified in the contract or implicitly specified by being identified at the time the asset is made available to the Group
- the Group has the right to obtain substantially all of the economic benefits from use of the identified asset throughout the period of use, considering its rights within the defined scope of the contract
- the Group has the right to direct the use of the identified asset throughout the period of use. The Group assess whether it has the right to direct 'how and for what purpose' the asset is used throughout the period of use.

At lease commencement date, the Group recognizes a right-of-use asset and a lease liability on the balance sheet. The right-of-use asset is measured at cost, which is made up of the initial measurement of the lease liability, any initial direct costs incurred by the Group, an estimate of any costs to dismantle and remove the asset at the end of the lease, and any lease payments made in advance of the lease commencement date (net of any incentives received).

The Group depreciates the right-of-use assets on a straight-line basis from the lease commencement date to the earlier of the end of the useful life of the right-of-use asset or the end of the lease term. The Group also assesses the right-of-use asset for impairment when such indicators exist.

At the commencement date, the Group measures the lease liability at the present value of the lease payments unpaid at that date, discounted using the interest rate implicit in the lease if that rate is readily available or the Group's incremental borrowing rate.

Lease payments included in the measurement of the lease liability are made up of fixed payments (including in substance fixed), variable payments based on an index or rate, amounts expected to be payable under a residual value guarantee and payments arising from options reasonably certain to be exercised.


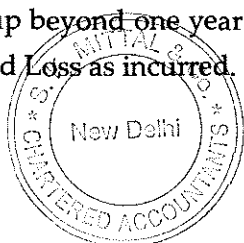
Subsequent to initial measurement, the liability will be reduced for payments made and increased for interest. It is remeasured to reflect any reassessment or modification, or if there are changes in in-substance fixed payments.

When the lease liability is remeasured, the corresponding adjustment is reflected in the right-of-use asset, or profit and loss if the right-of-use asset is already reduced to zero.

### 3.11 Investment property

Investment properties are the assets which have undetermined future use. Investment properties are measured initially at cost, including transaction costs. Subsequent to initial recognition, the investment properties are stated at cost less accumulated depreciation. The cost comprises purchase price, borrowing cost if capitalization criteria are met and directly attributable cost of bringing the asset to its working condition for the intended use. Any trade discount and rebates are deducted in arriving at the purchase price.

Subsequent costs are included in the asset's carrying amount or recognized as a separate asset, as appropriate, only when it is probable that future economic benefits associated with the item will flow to the Group beyond one year. All other repair and maintenance costs are recognized in the Statement of Profit and Loss as incurred.



*Subsequent measurement (depreciation and useful lives)*

The Group only has land as an investment property, which is not depreciated.

*De-recognition*

An investment property is derecognized upon disposal or when the investment property is permanently withdrawn from use and no future economic benefits are expected from the disposal. Any gain or loss arising on derecognition of the property (calculated as the difference between the net disposal proceeds and the carrying amount of the asset) is included in profit or loss in the period in which the property is derecognized.

### **3.12 Financial Instruments**

A Financial instrument is any contract that gives rise to a financial asset of one entity and a financial liability or equity instrument of another entity.

*Initial recognition and measurement*

Financial assets and financial liabilities are recognized when the Group becomes a party to the contractual provisions of the financial instrument and are measured initially at fair value adjusted by transactions costs, except for those carried at fair value through profit or loss which are measured initially at fair value. Subsequent measurement of financial assets and financial liabilities is described below.

*Classification and subsequent measurement of financial assets*

For the purpose of subsequent measurement, financial assets are classified into the following categories upon initial recognition:

- Amortized cost
- Financial assets at fair value through profit or loss (FVTPL)
- Financial assets at fair value through other comprehensive income (FVOCI)

All financial assets except for those at FVTPL or equity instruments at FVOCI are subject to review for impairment at least at each reporting date to identify whether there is any objective evidence that a financial asset or a group of financial assets is impaired. Different criteria to determine impairment are applied to each category of financial assets, which are described below.

*Amortized cost*




A financial asset is measured at amortized cost using Effective Interest Rate (EIR) if both of the following conditions are met:

- a) the financial asset is held within a business model whose objective is to hold financial assets to collect contractual cash flows; and
- b) the contractual terms of the financial asset give rise on specified dates to cash flows that are solely payments of principal and interest on the principal amount outstanding.

A loss allowance for expected credit losses is recognized on financial assets carried at amortized cost.

*Modification of cash flows*

When the contractual cash flows of a financial asset are renegotiated or otherwise modified, and the renegotiation or modification does not result in derecognition of that financial asset, the Group recalculates the gross carrying amount of the financial asset and recognizes a modification gain or loss in



profit or loss. The gross carrying amount of the financial asset shall be recalculated as the present value of the renegotiated or modified contractual cash flows that are discounted at the financial asset's original effective interest rate. Any costs or fees incurred adjust the carrying amount of the modified financial asset and are amortized over the remaining term of the modified financial asset.

#### *Financial assets at FVTPL*

Financial assets at FVTPL include financial assets that either do not meet the criteria for amortized cost classification or are equity instruments held for trading or that meet certain conditions and are designated at FVTPL upon initial recognition. All derivative financial instruments also fall into this category, except for those designated and effective as hedging instruments, for which the hedge accounting requirements may apply. Assets in this category are measured at fair value with gains or losses recognized in profit or loss. The fair values of financial assets in this category are determined by reference to active market transactions or using a valuation technique where no active market exists.

#### *Financial assets at FVOCI*

FVOCI financial assets comprise of equity instruments measured at fair value. An equity investment classified as FVOCI is initially measured at fair value plus transaction costs. Gains and losses are recognized in other comprehensive income and reported within the FVOCI reserve within equity, except for dividend income, which is recognized in profit or loss. There is no recycling of such gains and losses from OCI to Statement of Profit & Loss, even on the derecognition of the investment. However, the Group may transfer the same within equity.

#### *De-recognition of financial assets*

##### **De-recognition of financial assets due to a substantial modification of terms and conditions**

The Group derecognizes a financial asset, such as a loan to a customer, when the terms and conditions have been renegotiated to the extent that, substantially, it becomes a new loan, with the difference recognized as a derecognition gain or loss, to the extent that an impairment loss has not already been recorded.

##### **De-recognition of financial assets other than due to substantial modification**




Financial assets (or where applicable, a part of financial asset or part of a group of similar financial assets) are derecognized (i.e. removed from the Group's balance sheet) when the contractual rights to receive the cash flows from the financial asset have expired, or when the financial asset and substantially all the risks and rewards are transferred. The Group also derecognizes the financial asset if it has both transferred the financial asset and the transfer qualifies for derecognition.

#### *Classification and subsequent measurement of financial liabilities*

Financial liabilities are measured subsequently at amortized cost using the effective interest method, except for financial liabilities held for trading or designated at FVTPL, that are carried subsequently at fair value with gains or losses recognized in profit or loss.

#### *Derecognition of financial liabilities*

A financial liability is derecognized when the obligation under the liability is discharged or cancelled or expires. When an existing financial liability is replaced by another from the same lender on substantially different terms or the terms of an existing liability are substantially modified, such an exchange or



modification is treated as the derecognition of the original liability and the recognition of a new liability. The difference in the respective carrying amounts is recognized in the statement of profit or loss.

#### *Hedge accounting*

To qualify for hedge accounting, the hedging relationship must meet all of the following requirements:

- there is an economic relationship between the hedged item and the hedging instrument
- the effect of credit risk does not dominate the value changes that result from that economic relationship
- the hedge ratio of the hedging relationship is the same as that resulting from the quantity of the hedged item that the entity actually hedges and the quantity of the hedging instrument that the entity actually uses to hedge that quantity of hedged item.

All derivative financial instruments designated under hedge accounting are recognised initially at fair value and reported subsequently at fair value at each reporting date. To the extent that the hedge is effective, changes in the fair value of derivatives designated as hedging instruments in cash flow hedges are recognised in other comprehensive income and included within the cash flow hedge reserve in equity. Any ineffectiveness in the hedge relationship is recognised immediately in profit or loss.

At the time the hedged item affects profit or loss, any gain or loss previously recognised in other comprehensive income is reclassified from equity to profit or loss and presented as a reclassification adjustment within other comprehensive income.

At the inception of each hedging relationship, the Company formally designates and documents the hedge relationship, in accordance with the Company's risk management objective and strategies. The documentation includes identification of the hedged item, hedging instrument, the nature of risk(s) being hedged, the hedge ratio and how the hedging relationship meets the hedging effectiveness requirements.

### **3.13 Impairment of financial assets**

#### *Loan assets*




The Group follows a 'three-stage' model for impairment based on changes in credit quality since initial recognition as summarised below:

- Stage 1 includes loan assets that have not had a significant increase in credit risk since initial recognition or that have low credit risk at the reporting date.
- Stage 2 includes loan assets that have had a significant increase in credit risk since initial recognition but that do not have objective evidence of impairment.
- Stage 3 includes loan assets that have objective evidence of impairment at the reporting date.

The Expected Credit Loss (ECL) is measured at 12-month ECL for Stage 1 loan assets and lifetime ECL for Stage 2 and Stage 3 loan assets. ECL is the product of the Probability of Default, Exposure at Default and Loss Given Default, defined as follows:

**Probability of Default (PD)** - The PD represents the likelihood of the borrower defaulting on its obligation either over next 12 months or over the remaining lifetime of the instrument.

**Loss Given Default (LGD)** - LGD represents the Company's expectation of loss given that a default occurs. LGD is expressed in percentage and it shows the proportion of the amount that will actually be lost post recoveries in case of a default.





**Exposure at Default (EAD)** – EAD represents the amounts, including the principal outstanding, interest accrued and outstanding Letters of Comfort that the Company expects to be owed at the time of default.

Forward-looking economic information is included in determining the 12-month and lifetime PD, EAD and LGD. The assumptions underlying the expected credit loss are monitored and reviewed on an ongoing basis.

*Financial assets other than Loans*

In respect of its other financial assets, the Group assesses if the credit risk on those financial assets has increased significantly since initial recognition. If the credit risk has not increased significantly since initial recognition, the Group measures the loss allowance at an amount equal to 12-month expected credit losses, else at an amount equal to the lifetime expected credit losses.

To make that assessment, the Group compares the risk of a default occurring on the financial asset as at the balance sheet date with the risk of a default occurring on the financial asset as at the date of initial recognition. The Group also considers reasonable and supportable information, that is available without undue cost or effort, that is indicative of significant increases in credit risk since initial recognition. The Group assumes that the credit risk on a financial asset has not increased significantly since initial recognition if the financial asset is determined to have low credit risk at the balance sheet date.

*Write-offs*

Financial assets are written off either partially or in their entirety only when the Group has stopped pursuing the recovery.

**3.14 Assets/ Disposal Groups held for sale**

Assets are classified as held for sale if their carrying amount will be recovered principally through sale transaction rather than through continuing use and a sale is considered highly probable. They are measured at lower of their carrying amount or fair value less cost to sell, except for assets such as deferred tax, assets arising from employee benefit, financials assets and contractual rights under insurance contracts, which are specifically exempted from this requirement.

Non-current assets are not depreciated or amortised while they are classified as held for sale. Non-current assets held for sale are presented separately from other assets in the balance sheet.




Where the Group is committed to a sale plan involving loss of control of an entity, it classifies investment in the entity (i.e. all the assets and liabilities of that entity) as held for sale.

**3.15 Cash and cash equivalents**

Cash and cash equivalents comprise cash on hand and demand deposits, together with other short-term, highly liquid investments (original maturity less than three months) that are readily convertible into known amounts of cash and which are subject to an insignificant risk of changes in value.

**3.16 Dividend**

Proposed dividends and interim dividends payable to the shareholders are recognized as changes in equity in the period in which they are approved by the shareholders' meeting and the Board of Directors respectively.



### 3.17 Material prior period errors

Material prior period errors are corrected retrospectively by restating the comparative amounts for the prior periods presented in which the error occurred. If the error occurred before the earliest period presented, the opening balances of assets, liabilities and equity for the earliest period presented, are restated.

### 3.18 Prepaid Expenses

A prepaid expense up to Rs. 1,00,000/- is recognized as expense upon initial recognition.

### 3.19 Taxation

Tax expense recognized in profit or loss comprises the sum of deferred tax and current tax. It is recognized in Statement of Profit and Loss, except when it relates to an item that is recognised in OCI or directly in equity, in which case, the tax is also recognised in OCI or directly in equity.

Current tax is determined as the tax payable in respect of taxable income for the year, using tax rates enacted or substantively enacted and as applicable at the reporting date, and any adjustments to tax payable in respect of previous years.

Deferred tax is recognized on temporary differences between the carrying amounts of assets and liabilities in the consolidated financial statements and the corresponding tax bases used in the computation of taxable income.

Deferred tax assets and liabilities are calculated, without discounting, at tax rates that are expected to apply to their respective period of realization, provided those rates are enacted or substantively enacted by the end of the reporting period. Deferred tax assets and liabilities are offset if there is a legally enforceable right to offset current tax liabilities and assets, and they relate to income taxes levied by the same tax authority.

Deferred tax liability is recognized for all taxable temporary differences. A deferred tax asset is recognized for all deductible temporary differences to the extent that it is probable that future taxable profits will be available against which the deductible temporary difference can be utilized. Deferred tax assets are reviewed at each reporting date and are reduced to the extent that it is no longer probable that the related tax benefit will be realized.




Changes in deferred tax assets or liabilities are recognized as a component of tax income or expense in profit or loss, except where they relate to items that are recognized in other comprehensive income or directly in equity, in which case the related deferred tax is also recognized in other comprehensive income or equity, respectively.

Dividend Distribution Tax is recognized at the same time when the liability to pay a dividend is recognized.

### 3.20 Employee benefits

#### Short-term employee benefits

Short-term employee benefits including salaries, short term compensated absences (such as a paid annual leave) where the absences are expected to occur within twelve months after the end of the period in which the employees render the related service, profit sharing and bonuses payable within twelve months after



the end of the period in which the employees render the related services and non-monetary benefits for current employees are estimated and measured on an undiscounted basis.

**Post-employment benefit plans are classified into defined benefits plans and defined contribution plans as under:**

*Defined contribution plan*

A defined contribution plan is a plan under which the Group pays fixed contributions in respect of the employees into a separate fund. The Group has no legal or constructive obligations to pay further contributions after its payment of the fixed contribution. The contributions made by the Group towards defined contribution plans are charged to the profit or loss in the period to which the contributions relate.

*Defined benefit plan*

The Group has an obligation towards gratuity, Post-Retirement Medical Facility (PRMF) and Other Defined Retirement Benefit (ODRB) which are being considered as defined benefit plans covering eligible employees. Under the defined benefit plans, the amount that an employee will receive on retirement is defined by reference to the employee's length of service, final salary, and other defined parameters. The legal obligation for any benefits remains with the Group, even if plan assets for funding the defined benefit plan have been set aside.

The Group's obligation towards defined benefit plans is determined using the projected unit credit method, with actuarial valuations being carried out at the end of each annual reporting period. The liability recognized in the statement of financial position for defined benefit plans is the present value of the Defined Benefit Obligation (DBO) at the reporting date less the fair value of plan assets. Management estimates the DBO annually with the assistance of independent actuaries.

Actuarial gains/losses resulting from re-measurements of the liability/asset are included in Other Comprehensive Income.

**Other long-term employee benefits:**

Liability in respect of compensated absences becoming due or expected to be availed more than one-year after the balance sheet date is estimated on the basis of actuarial valuation performed by an independent actuary using the projected unit credit method.



Actuarial gains and losses arising from past experience and changes in actuarial assumptions are charged to statement of profit and loss in the period in which such gains or losses are determined.

**Loan to employees at concessional rate**

Loans given to employees at concessional rate are initially recognized at fair value and subsequently measured at amortised cost. The difference between the initial fair value of such loans and transaction value is recognised as deferred employee cost, which is amortised on a straight-line basis over the expected remaining period of the Loan. In case of change in expected remaining period of the Loan, the unamortised deferred employee cost on the date of change is amortised over the updated expected remaining period of the loan on a prospective basis.

**3.21 Provisions, Contingent Liabilities, and Contingent Assets**

Provisions are recognized when the Group has a present legal or constructive obligation as a result of a past event; it is probable that an outflow of economic resources will be required from the Group and



amounts can be estimated reliably. Timing or amount of the outflow may still be uncertain. Provisions are measured at the estimated expenditure required to settle the present obligation, based on the most reliable evidence available at the reporting date, including the risks and uncertainties associated with the present obligation. Provisions are discounted to their present values, where the time value of money is material.

A contingent liability is disclosed for:

- Possible obligations which will be confirmed only by future events not wholly within the control of the Group or
- Present obligations arising from past events where it is not probable that an outflow of resources will be required to settle the obligation or a reliable estimate of the amount of the obligation cannot be made.

In those cases, where the outflow of economic resources as a result of present obligations is considered improbable or remote, no liability is recognized or disclosure is made.

Any reimbursement that the Group can be virtually certain to collect from a third party concerning the obligation (such as from insurance) is recognized as a separate asset. However, this asset may not exceed the amount of the related provision.

Contingent assets are not recognized. However, when the inflow of economic benefits is probable, the related asset is disclosed.

### 3.22 Fair value measurement

The Group measures financial instruments, such as derivatives at fair value at each reporting date.



Fair value is the price that would be received to sell an asset or paid to transfer a liability in an orderly transaction between market participants at the measurement date. The fair value measurement is based on the presumption that the transaction to sell the asset or transfer the liability takes place either:

- In the principal market for the asset or liability, or
- In the absence of a principal market, in the most advantageous market for the asset or liability

The principal or the most advantageous market must be accessible by the Group.

The fair value of an asset or a liability is measured using the assumptions that market participants would use when pricing the asset or liability, including assumptions about risk, assuming that market participants act in their economic best interest. A fair value measurement of a non-financial asset takes into account a market participant's ability to generate economic benefits by using the asset in its highest and best use or by selling it to another market participant that would use the asset in its highest and best use.

The Group uses valuation techniques that are appropriate in the circumstances and for which sufficient data are available to measure fair value, maximizing the use of relevant observable inputs and minimizing the use of unobservable inputs.



All assets and liabilities for which fair value is measured or disclosed in the consolidated financial statements are categorized within the fair value hierarchy, described as follows, based on the lowest level input that is significant to the fair value measurement as a whole:

- Level 1 - Quoted (unadjusted) market prices in active markets for identical assets or liabilities
- Level 2 - Valuation techniques for which the lowest level input that is significant to the fair value measurement is directly or indirectly observable
- Level 3 - Valuation techniques for which the lowest level input that is significant to the fair value measurement is unobservable

For assets and liabilities that are recognized in the consolidated financial statements regularly, the Group determines whether transfers have occurred between levels in the hierarchy by re-assessing categorization (based on the lowest level input that is significant to the fair value measurement as a whole) at the end of each reporting period.

### 3.23 Offsetting of financial instruments

Financial assets and financial liabilities are offset and the net amount is reported in the balance sheet if there is a currently enforceable legal right to offset the recognised amounts and there is an intention to settle on a net basis, to realise the assets and settle the liabilities simultaneously.

## 4. Implementation of New/ Modified Standards

### Ind AS 116 - Leases




Ind AS 116 supersedes Ind AS 17 and related interpretations. The standard sets out the principles for the recognition, measurement, presentation and disclosure of leases. Ind AS 116 introduces a single lessee accounting model and requires a lessee to recognize assets and liabilities for all leases with a term of more than 12 months, unless the underlying asset is of low value. The Standard also contains enhanced disclosure requirements for lessees.

With the date of initial application being 01<sup>st</sup> April 2019, the Group adopted Ind AS 116 using modified retrospective method of adoption using the modified retrospective approach, where right-to-use asset is measured equal to the lease liability, adjusted by the amount of any prepaid or accrued lease payments existed at the date of transition. Refer Note 51 for more details.

For accounting periods before the adoption of Ind AS 116, the Group classified a lease as a finance lease or operating lease, by applying judgement and evaluates whether it transfers substantially all the risks and rewards incidental to ownership of the lease asset. A lease classified as a finance lease resulted in recognition of asset with a corresponding finance lease obligation. In case of operating leases, rental payments were recognised as expense in year of payment.

### Ind AS 12 - Appendix C, Uncertainty over Income Tax Treatments:

The Appendix is to be applied while performing the determination of taxable profit (or loss), tax bases, unused tax losses, unused tax credits and tax rates, when there is uncertainty over income tax treatments under Ind AS 12. According to the appendix, companies need to determine the probability of the relevant tax authority accepting each tax treatment, or group of tax treatments, that the companies have used or plan to use in their income tax filing which has to be considered to compute the most likely amount or the expected value of the tax treatment when determining taxable profit (tax loss), tax bases, unused tax losses, unused tax credits and tax rates.



Upon adoption of the Appendix C to Ind AS 12, the Group considered whether it has any uncertain tax positions. The Group determined, based on its tax compliance, that it is probable that its tax treatments will be accepted by the taxation authorities. The Appendix did not have an impact on the consolidated financial statements of the Group.

#### **Amendment to Ind AS 12 – Income taxes**

The amendments to the guidance in Ind AS 12, 'Income Taxes', is in connection with accounting for dividend distribution taxes. The amendment clarifies that an entity shall recognise the income tax consequences of dividends in profit or loss, other comprehensive income or equity according to where the entity originally recognised those past transactions or events.

Since, the Group's current practice is in line with these amendments, they had no impact on the consolidated financial statements of the Group.

#### **Amendment to Ind AS 19 – Plan amendment, curtailment or settlement**

The amendments to Ind AS 19, 'Employee Benefits', is in connection with accounting for plan amendments, curtailments and settlements requiring an entity to use updated assumptions to determine current service cost and net interest for the remainder of the period after a plan amendment, curtailment or settlement; and to recognise in profit or loss as part of past service cost, or a gain or loss on settlement, any reduction in a surplus, even if that surplus was not previously recognised because of the impact of the asset ceiling.

The amendments had no impact on the consolidated financial statements of the Group as it did not have any plan amendments, curtailment or settlement during the year.

#### **4.1 Adoption of Hedge Accounting**

The Group has applied hedge accounting requirements in Ind AS 109 prospectively from 01<sup>st</sup> January 2020, wherein certain derivative contracts have been designated as hedging instruments in 'Cash flow hedge' relationships. These arrangements have been entered into to mitigate foreign currency exchange risk and interest rate risk arising from certain debt instruments denominated in foreign currency.

#### **4.2 Standards issued but not yet effective**


There are no new amendments issued by MCA which are effective for period w.e.f. 01<sup>st</sup> April 2021.

#### **5. Significant management judgment in applying accounting policies and estimation of uncertainty**

The preparation of the Group's consolidated financial statements requires management to make judgments, estimates, and assumptions that affect the reported amounts of revenues, expenses, assets and liabilities, and the related disclosures. Actual results may differ from these estimates.

##### *Significant management judgments*

**Recognition of deferred tax assets/ liability** – The extent to which deferred tax assets can be recognized is based on an assessment of the probability of the future taxable income against which the deferred tax assets can be utilized. Further, the Management has no intention to make withdrawal from the Special Reserve created and maintained under section 36(1)(viii) of the Income tax Act, 1961 and thus, the special reserve created and maintained is not capable of being reversed. Hence, the Group does not create any deferred tax liability on the said reserve.



**Recognition of Deferred Tax Liability on Undistributed Reserves of Group Companies** – The applicable tax laws provide for tax deduction in respect of dividend income from equity investments, to the extent of dividend declared by the Company to its shareholders during the year. Considering the historical information and dividend distribution policy of the Company, the Company does not expect any tax liability on the undistributed reserves of the Group Companies, as and when such reserves are distributed. Hence, the Company does not create any deferred tax liability on undistributed reserves of Group Companies.

**Evaluation of indicators for impairment of assets** – The evaluation of the applicability of indicators of impairment of assets requires assessment of several external and internal factors which could result in deterioration of recoverable amount of the assets.

**Investment in SPVs** – Transmission projects are managed as per the mandate from Government of India and the Group does not have the practical ability to direct the relevant activities of these projects unilaterally. The Group therefore considers its investment in respective SPVs as associates having significant influence despite the Company holding 100% of their paid-up equity share capital.

**Non recognition of Interest Income on Credit Impaired Loans** - Interest income on credit-impaired loan assets is not being recognised as a matter of prudence, pending the outcome of resolutions of stressed assets.

*Significant estimates*




**Impact of Covid-19 Outbreak** - The extent to which the Covid-19 pandemic will impact the Group will depend on future developments, which are uncertain, including, among other things, any new information concerning the severity of the Covid-19 pandemic and any further action by the Govt. or the Group to contain its spread or mitigate its impact.

**Useful lives of depreciable/amortizable assets** – Management reviews its estimate of the useful lives of depreciable/amortizable assets at each reporting date, based on the expected utility of the assets. Uncertainties in these estimates relate to technical and economic obsolescence that may change the utility of assets.

**Defined benefit obligation (DBO)** – Management's estimate of the DBO is based on a number of underlying assumptions such as standard rates of inflation, mortality, discount rate and anticipation of future salary increases. Variation in these assumptions may significantly impact the DBO amount and the annual defined benefit expenses.


**Fair value measurements** – Management applies valuation techniques to determine the fair value of financial instruments (where active market quotes are not available). This involves developing estimates and assumptions consistent with how market participants would price the instrument. In estimating the fair value of an asset or a liability, the Group uses market-observable data to the extent it is available. In case of non-availability of market-observable data, Level 2 & Level 3 hierarchy is used for fair valuation.

**Income Taxes** – Significant estimates are involved in determining the provision for income taxes, including amount expected to be paid/recovered for uncertain tax positions and also in respect of expected future profitability to assess deferred tax asset.



**Expected Credit Loss ('ECL')** – The measurement of an expected credit loss allowance for financial assets measured at amortized cost requires the use of complex models and significant assumptions about future economic conditions and credit behaviour (e.g., likelihood of customers defaulting and resulting losses). The Group makes significant judgments about the following while assessing expected credit loss to estimate ECL:

- Determining criteria for a significant increase in credit risk;
- Establishing the number and relative weightings of forward-looking scenarios for each type of product/ market and the associated ECL; and
- Establishing groups of similar financial assets to measure ECL.
- Estimating the probability of default and loss given default (estimates of recoverable amounts in case of default)





6 Cash and cash equivalents

(₹ in Crores)

Particulars	As at 31-12-2020	As at 31-03-2020
- Balances with Banks	623.07	1,195.40
- Cash on Hand (including postage & imprest)	0.08	0.06
<i>Sub-total</i>	<b>623.15</b>	<b>1,195.46</b>
- Term Deposits & Other Cash Equivalents		
- Deposits with original maturity less than 3 months	1,418.86	522.25
<i>Sub-total</i>	1,418.86	522.25
<b>Total (Cash &amp; Cash Equivalents)</b>	<b>2,042.01</b>	<b>1,717.71</b>

7 Other Bank Balances



(₹ in Crores)

Particulars	As at 31-12-2020	As at 31-03-2020
- Earmarked Balances with Banks		
- For unpaid dividends	5.25	4.75
- For govt. funds for onward disbursement as grant	307.87	1,817.72
- Earmarked Term Deposits		
- For govt. funds for further disbursement	-	32.98
- Deposits in Compliance of Court Order	0.56	0.53
- Balances with banks not available for use pending allotment of securities	329.12	400.19
- Other Term deposits	36.35	1.28
<b>Total (Other Bank Balances)</b>	<b>679.15</b>	<b>2,257.45</b>

8 Trade Receivables

(₹ in Crores)

Particulars	As at 31-12-2020	As at 31-03-2020
(A) Unsecured, Considered good	103.35	87.92
Less: Allowance for Expected Credit Loss	(7.08)	(13.66)
	<b>96.27</b>	<b>74.26</b>
(B) Trade receivables which have significant increase in credit risk	49.47	52.01
Less: Allowance for Expected Credit Loss	(17.00)	(15.55)
	<b>32.47</b>	<b>36.46</b>
(C) Credit impaired receivables	35.46	33.60
Less: Allowance for Expected Credit Loss	(35.46)	(33.60)
	-	-
<b>Total Trade Receivables (A+B+C)</b>	<b>128.74</b>	<b>110.72</b>





## 9 Derivative Financial Instruments

The Company enters into derivatives for hedging foreign exchange risks and interest rate risks. Derivatives held for risk management purposes include hedges that are either designated as effective hedges under the hedge accounting requirements or hedges that are economic hedges. The table below shows the fair values of derivative financial instruments recorded as assets or liabilities together with their notional amounts.

### Part I

(₹ in Crores)

Particulars	As at 31-12-2020			As at 31-03-2020		
	Notional Amounts	Fair Value - Assets	Fair Value - Liabilities	Notional Amounts	Fair Value - Assets	Fair Value - Liabilities
<b>(i) Currency Derivatives</b>						
- Spot and forwards	986.22	-	19.29	565.39	27.62	-
- Currency swaps	2,852.34	55.36	81.39	3,094.32	432.94	-
- Others						
- Call Spread	4,237.11	256.11	-	6,068.56	504.12	-
- Seagull Options	24,302.45	1,896.07	34.66	22,321.22	2,212.46	-
<b>Sub-total (i)</b>	<b>32,378.12</b>	<b>2,207.54</b>	<b>135.34</b>	<b>32,049.49</b>	<b>3,177.14</b>	<b>-</b>
<b>(ii) Interest Rate Derivatives</b>						
- Forward Rate Agreements and Interest Rate Swaps	29,377.87	248.80	556.29	29,056.52	141.71	586.06
<b>Sub-total (ii)</b>	<b>29,377.87</b>	<b>248.80</b>	<b>556.29</b>	<b>29,056.52</b>	<b>141.71</b>	<b>586.06</b>
<b>(iii) Other derivatives</b>						
- Reverse cross currency swaps	4,347.00	-	433.11	4,347.00	-	739.67
<b>Total - Derivative Financial Instruments (i + ii+iii)</b>	<b>66,102.99</b>	<b>2,456.34</b>	<b>1,124.74</b>	<b>65,453.01</b>	<b>3,318.85</b>	<b>1,325.73</b>





## Part II

(₹ in Crores)

Particulars	As at 31-12-2020			As at 31-03-2020		
	Notional Amounts	Fair Value - Assets	Fair Value - Liabilities	Notional Amounts	Fair Value - Assets	Fair Value - Liabilities
(i) Cash Flow Hedging						
- Currency Derivatives						
- Currency Swaps	2,739.51	30.53	81.39	8,638.68	2.32	303.14
- Others						
- Call Spread	1,826.34	73.71	-	1,884.65	97.16	-
- Seagull Options	21,343.78	1,821.66	34.66	11,348.70	1,662.20	-
- Interest Rate Derivatives						
- Forward Rate Agreements and Interest Rate Swaps	17,398.03	0.81	440.66	9,498.62	5.24	134.45
<b>Sub-total (i)</b>	<b>43,307.66</b>	<b>1,926.71</b>	<b>556.71</b>	<b>31,370.65</b>	<b>1,766.92</b>	<b>437.59</b>
(ii) Undesignated Derivatives	22,795.33	529.63	568.03	34,082.36	1,551.93	888.14
<b>Total - Derivative Financial Instruments (i+ii)</b>	<b>66,102.99</b>	<b>2,456.34</b>	<b>1,124.74</b>	<b>65,453.01</b>	<b>3,318.85</b>	<b>1,325.73</b>

Derivative financial instruments are measured at fair value at each reporting date. The changes in the fair value of derivatives designated as hedging instruments in effective cash flow hedges are recognised in OCI. For undesignated derivatives, the changes in the fair value are recognised in the Statement of Profit & Loss.





10 Loans

The Company has categorised all loans at Amortised Cost in accordance with the requirements of Ind AS 109.

(₹ in Crores)

Particulars	As at 31-12-2020		As at 31-03-2020	
	Principal O/s	Amortised Cost	Principal O/s	Amortised Cost
<b>(A) Loans</b>				
(i) Term Loans	3,56,786.46	3,57,900.85	3,21,526.76	3,23,177.53
(ii) Working Capital Loans	280.60	282.16	897.92	902.01
<b>Total (A) - Gross Loans</b>	<b>3,57,067.06</b>	<b>3,58,183.01</b>	<b>3,22,424.68</b>	<b>3,24,079.54</b>
Less: Impairment loss allowance	(12,558.30)	(12,558.30)	(11,996.04)	(11,996.04)
<b>Total (A) - Net Loans</b>	<b>3,44,508.76</b>	<b>3,45,624.71</b>	<b>3,10,428.64</b>	<b>3,12,083.50</b>
<b>(B) Security Details</b>				
(i) Secured by tangible assets	2,52,581.44	2,53,142.03	2,44,034.67	2,45,113.22
(ii) Secured by intangible assets	-	-	-	-
(iii) Covered by Bank/ Govt. Guarantees	84,947.61	85,429.74	58,166.76	58,684.29
(iv) Unsecured	19,538.01	19,611.24	20,223.25	20,282.03
<b>Total (B) - Gross Loans</b>	<b>3,57,067.06</b>	<b>3,58,183.01</b>	<b>3,22,424.68</b>	<b>3,24,079.54</b>
Less: Impairment loss allowance	(12,558.30)	(12,558.30)	(11,996.04)	(11,996.04)
<b>Total (B) - Net Loans</b>	<b>3,44,508.76</b>	<b>3,45,624.71</b>	<b>3,10,428.64</b>	<b>3,12,083.50</b>
<b>(C)(I) Loans in India</b>				
(i) Public Sector	3,19,138.02	3,20,216.02	2,84,644.05	2,86,210.40
(ii) Private Sector	37,929.04	37,966.99	37,780.63	37,869.14
<b>Total (C)(I) - Gross Loans</b>	<b>3,57,067.06</b>	<b>3,58,183.01</b>	<b>3,22,424.68</b>	<b>3,24,079.54</b>
Less: Impairment loss allowance	(12,558.30)	(12,558.30)	(11,996.04)	(11,996.04)
<b>Total (C)(I) - Net Loans</b>	<b>3,44,508.76</b>	<b>3,45,624.71</b>	<b>3,10,428.64</b>	<b>3,12,083.50</b>
<b>(C)(II) Loans outside India</b>				
(i) Public Sector	-	-	-	-
(ii) Private Sector	-	-	-	-
<b>Total (C)(II) - Gross Loans</b>	<b>-</b>	<b>-</b>	<b>-</b>	<b>-</b>
Less: Impairment loss allowance	-	-	-	-
<b>Total (C)(II) - Net Loans</b>	<b>-</b>	<b>-</b>	<b>-</b>	<b>-</b>
<b>Total (C)(I) and (C)(II)</b>	<b>3,44,508.76</b>	<b>3,45,624.71</b>	<b>3,10,428.64</b>	<b>3,12,083.50</b>






11 Investments

Particulars	Amortised Cost	At fair value				Others (At Cost)	Total
		Through Other Comprehensive Income	Through profit or loss	Designated at fair value through profit or loss	Sub-total		
(₹ in Crores)							
<b>As at 31st December, 2020</b>							
Govt. Securities	-	-	345.87	-	345.87	-	345.87
Debt Securities	232.59	-	1,959.99	-	2,192.58	-	2,192.58
Equity Instruments	-	450.20	21.75	-	471.95	-	471.95
Preference Shares	25.27	-	43.04	-	68.31	-	68.31
Others	-	6.12	-	-	6.12	-	6.12
<b>Total - Gross (A)</b>	<b>257.86</b>	<b>456.32</b>	<b>2,370.65</b>	<b>-</b>	<b>3,084.83</b>	<b>-</b>	<b>3,084.83</b>
Less: impairment loss allowance (B)	-	-	-	-	-	-	-
<b>Total - Net (C=A-B)</b>	<b>257.86</b>	<b>456.32</b>	<b>2,370.65</b>	<b>-</b>	<b>3,084.83</b>	<b>-</b>	<b>3,084.83</b>
<b>As at 31st March, 2020</b>							
Govt. Securities	-	-	-	-	-	-	-
Debt Securities	32.10	-	1,500.62	-	1,532.72	-	1,532.72
Equity Instruments	-	507.43	12.50	-	519.93	-	519.93
Preference Shares	22.93	-	45.41	-	68.34	-	68.34
Others	-	6.12	-	-	6.12	-	6.12
<b>Total - Gross (A)</b>	<b>55.03</b>	<b>513.55</b>	<b>1,558.53</b>	<b>-</b>	<b>2,127.11</b>	<b>-</b>	<b>2,127.11</b>
Less: impairment loss allowance (B)	-	-	-	-	-	-	-
<b>Total - Net (C=A-B)</b>	<b>55.03</b>	<b>513.55</b>	<b>1,558.53</b>	<b>-</b>	<b>2,127.11</b>	<b>-</b>	<b>2,127.11</b>

11.1 Details of investments

Particulars	Investment measured at	As at 31-12-2020				As at 31-03-2020	
		As at 31-12-2020		As at 31-03-2020			
		Number	Amount	Number	Amount		
(₹ in Crores)							
<b>Government Securities</b>							
- 5.22% GSEC 2025	Fair value through profit or loss	50,00,000	50.46	-	-	-	
- 7.27% GSEC 2026	Fair value through profit or loss	50,00,000	55.45	-	-	-	
- 7.17% GSEC 2028	Fair value through profit or loss	50,00,000	55.84	-	-	-	
- 5.77% GSEC 2030	Fair value through profit or loss	50,00,000	50.72	-	-	-	
- 6.20% RAJASTHAN SDL JULY 2027	Fair value through profit or loss	20,00,000	20.70	-	-	-	
- 7.20% SDL MH 2027	Fair value through profit or loss	20,00,000	21.76	-	-	-	
- 6.60% HIMACHAL PRADESH SDL 2030	Fair value through profit or loss	50,00,000	50.53	-	-	-	
- 6.48% KA SDL 2031	Fair value through profit or loss	40,00,000	40.41	-	-	-	
<b>Sub-total - Government Securities</b>			<b>345.87</b>				
<b>Debt Securities</b>							
- 5.78% Chennai Petroleum Corporation Ltd 2025	Fair value through profit or loss	150	15.74	-	-	-	
- 6.11% BPCL 2025	Fair value through profit or loss	100	10.65	-	-	-	
- 7.30% NMDC 2025	Fair value through profit or loss	200	22.13	-	-	-	
- 7.30% PGC Ltd. 2027	Fair value through profit or loss	200	22.30	-	-	-	
- 8.69% DAMODAR VALLEY CORPORATION 2028	Fair value through profit or loss	200	23.52	-	-	-	
- 7.05% MTNL 2030	Fair value through profit or loss	450	47.36	-	-	-	
- 6.65% Food Corporation Of India 2030	Fair value through profit or loss	200	20.42	-	-	-	
- 7.19% THDC India Ltd 2030	Fair value through profit or loss	250	25.73	-	-	-	
11.15% Perpetual Bonds of Indian Bank	Fair value through profit or loss	5,000	542.31	5,000	500.31		
11.25% Perpetual Bonds of Bank of Baroda	Fair value through profit or loss	5,000	542.38	5,000	500.00		
11.25% Perpetual Bonds of Syndicate Bank	Fair value through profit or loss	5,000	542.69	5,000	500.31		
7.39% Tax Free 15 years Secured Redeemable Non Convertible Bonds of Housing and Urban Development Corporation (HUDCO)	Amortised Cost	86,798	9.01	86,798	8.81		
7.35% Tax Free 15 years Secured Redeemable Non Convertible Bonds of National Highway Authority of India Ltd. (NHAI)	Amortised Cost	42,855	4.52	42,855	4.60		
7.39% Tax Free 15 years Secured Redeemable Non Convertible Bonds of National Highway Authority of India Ltd. (NHAI)	Amortised Cost	35,463	3.61	35,463	3.67		
7.49% Tax Free 15 years Secured Redeemable Non Convertible Bonds of Indian Renewable Energy Development Agency (IREDA)	Amortised Cost	61,308	6.56	61,308	6.22		
7.35% Tax Free 15 years Secured Redeemable Non Convertible Bonds of Indian Railway Finance Corporation (IRFC)	Amortised Cost	22,338	2.27	22,338	2.31		
7.35% Tax Free 15 years Secured Redeemable Non Convertible Bonds of National Bank for Agriculture and Rural Development (NABARD)	Amortised Cost	14,028	1.48	14,028	1.40		
8.76% Tax Free 20 years Secured Redeemable Bonds of Housing and Urban Development Corporation (HUDCO)	Amortised Cost	50,000	5.42	50,000	5.09		
3% Optionally convertible debentures - Series A of Essar Power Transmission Co. Ltd.	Fair value through profit or loss	22,85,25,079	100.51	-	-		
3% Optionally convertible debentures - Series B of Essar Power Transmission Co. Ltd.	Fair value through profit or loss	10,06,12,911	44.25	-	-		




(₹ in Crores)

Particulars	Investment measured at	As at 31-12-2020		As at 31-03-2020	
		Number	Amount	Number	Amount
Optionally convertible debentures- Series C of Essar Power Transmission Co. Ltd.	Fair value through profit or loss	1,86,35,162	-	-	-
0% Non- Convertible Debentures (NCDs) of Ferro Alloys Corporation Limited	Amortised Cost	2,52,91,783	199.72	-	-
0.01% Optionally convertible Debentures (OCD) Series A of R.K.M PowerGen Private Ltd.	Fair value through profit or loss	21,38,03,170	-	-	-
0.01% Optionally convertible Debentures (OCD) Series B of R.K.M PowerGen Private Ltd.	Fair value through profit or loss	63,03,032	-	-	-
0.01% Optionally convertible Debentures (OCD) Series Ai of R.K.M PowerGen Private Ltd.	Fair value through profit or loss	1,04,74,150	-	-	-
<b>Sub-total - Debt Securities</b>			<b>2,192.58</b>		<b>1,532.72</b>
<b>Equity Instruments</b>					
- NHPC Ltd.	Fair value through other comprehensive income	17,53,02,206	397.06	17,53,02,206	349.73
- Indian Energy Exchange Ltd.	Fair value through other comprehensive income	27,45,807	51.76	1,22,71,211	157.01
- HUDCO Ltd.	Fair value through other comprehensive income	3,47,429	1.38	3,47,429	0.69
- Universal Commodity Exchange Ltd.	Fair value through other comprehensive income	1,60,00,000	-	1,60,00,000	-
- Rattan India Power Ltd.	Fair value through profit or loss	9,25,68,105	21.75	9,25,68,105	12.50
- R.K.M PowerGen Private Ltd.	Fair value through profit or loss	18,17,90,667	-	-	-
<b>Sub-total - Equity Instruments</b>			<b>471.95</b>		<b>519.93</b>
<b>Preference Shares (PS)</b>					
- Redeemable PS of Rattan India Power Ltd.	Amortised cost	2,87,20,978	25.27	2,87,20,978	22.93
- Optionally Convertible PS of Rattan India Power Ltd.	Fair value through profit or loss	4,33,03,616	43.04	4,33,03,616	45.41
<b>Sub-total - Preference Shares</b>			<b>68.31</b>		<b>68.34</b>
<b>Others</b>					
- Units of 'Small is Beautiful' Venture Capital Fund	Fair value through other comprehensive income	61,52,200	6.12	61,52,200	6.12
<b>Sub-total - Others</b>			<b>6.12</b>		<b>6.12</b>
<b>Total - Gross (A)</b>			<b>3,084.83</b>		<b>2,127.11</b>
(i) Investments outside India			-		-
(ii) Investments in India			3,084.83		2,127.11
<b>Total (B)</b>			<b>3,084.83</b>		<b>2,127.11</b>
(i) Investments measured at amortised cost			58.14		55.03
(ii) Investments measured at fair value through other comprehensive income			456.32		513.55
(iii) Investments measured at fair value through profit or loss			2,036.65		1,558.53
<b>Total (C)</b>			<b>2,551.11</b>		<b>2,127.11</b>
<b>Less: impairment loss allowance (D)</b>			-		-
<b>Total - Net (E=A-D)</b>			<b>3,084.83</b>		<b>2,127.11</b>

## (B) Investments accounted for using equity method

(₹ in Crores)

Particulars	As at 31-12-2020	As at 31-03-2020
<b>Investment in Joint Ventures</b>		
- Energy Efficiency Services Ltd. (21,81,00,000 Equity shares of ₹ 10 each)	253.36	258.47
<b>Total</b>	<b>253.36</b>	<b>258.47</b>



**12 Other financial assets**

The Company has categorised all the components under 'Other Financial Assets' at Amortised Cost in accordance with the requirements of Ind AS 109.



(₹ in Crores)		
Particulars	As at 31-12-2020	As at 31-03-2020
(A) Loans to Employees	38.67	34.61
(B) Advances to Employees	0.17	0.30
(C) Loans & Advances to Subsidiaries	-	-
(D) Security Deposits	1.63	1.88
(E) Recoverable from Govt. of India		
- Towards GoI Fully Serviced Bonds	21,992.97	21,931.30
- Agency Charges on Govt. Schemes	48.53	50.64
- Reimbursement of Expenses on Govt. Schemes	7.69	48.17
<b>Total - Recoverable from Govt. of India</b>	<b>22,049.19</b>	<b>22,030.11</b>
(F) Other Amounts Recoverable	121.82	63.62
Less: Impairment loss allowance	(44.38)	(30.85)
<b>Other Amounts Recoverable (Net)</b>	<b>77.44</b>	<b>32.77</b>
<b>Total (A to F)</b>	<b>22,167.10</b>	<b>22,099.67</b>

**13 Current tax assets (net)**

(₹ in Crores)		
Particulars	As at 31-12-2020	As at 31-03-2020
Advance Income-tax & TDS	5,565.22	1,889.71
Less: Provision for Income Tax	(5,378.00)	(1,613.59)
<b>Sub-Total (1)</b>	<b>187.22</b>	<b>276.12</b>
Tax Deposited on income tax demands under contest	311.53	201.11
Provision for income tax for demand under contest	(272.83)	(67.29)
<b>Sub-Total (2)</b>	<b>38.70</b>	<b>133.82</b>
<b>Current tax assets (Net)</b>	<b>225.92</b>	<b>409.94</b>

**14 Deferred tax assets (net)**

(₹ in Crores)		
Particulars	As at 31-12-2020	As at 31-03-2020
Deferred Tax Assets (Net)	2,367.41	2,050.57



## 15 Investment Property



(₹ in Crores)

Particulars	Opening Balance	Additions during the period	Sales/ adjustment during the period	Closing Balance
As at 31.12.2020	0.01	-	-	0.01
As at 31.03.2020	0.01	-	-	0.01

## 16 Property, Plant &amp; Equipment and Intangible Assets

(₹ in Crores)

Particulars	Property, Plant & Equipment										Capital Work-in-Progress	Intangible Assets under Development	Other Intangible Assets
	Freehold Land	Right-of-Use Land	Buildings	Right-of-Use Building	Furniture & Fixtures	EDP Equipments	Office Equipments	Vehicles	Leasehold Improvements	Total	Immovable Property	Computer Software	Computer Software
<b>Gross carrying value</b>													
As at 31.03.2019	110.39	1.59	31.74	-	10.99	22.45	19.90	0.40	2.48	199.94	196.94	1.59	17.38
Additions	-	-	-	2.61	1.33	1.78	2.45	-	-	8.17	51.40	0.38	3.33
Borrowings Cost Capitalised	-	-	-	-	-	-	-	-	-	-	12.07	-	-
Disposals	-	-	-	-	0.60	2.12	1.39	-	-	4.11	-	0.46	0.01
As at 31.12.2019	110.39	1.59	31.74	2.61	11.72	22.11	20.96	0.40	2.48	204.00	260.41	1.51	20.70
As at 31.03.2020	110.39	1.59	31.74	2.65	11.99	22.94	20.98	0.40	2.48	205.16	287.62	0.77	13.74
Additions	-	-	-	0.25	1.71	3.54	3.59	-	-	9.09	99.62	-	0.06
Borrowings Cost Capitalised	-	-	-	-	-	-	-	-	-	-	17.77	-	-
Disposals/ Adjustments	-	-	-	1.50	0.44	2.95	7.56	-	-	12.45	-	-	0.01
As at 31.12.2020	110.39	1.59	31.74	1.40	13.26	23.53	17.01	0.40	2.48	201.80	405.01	0.77	13.79
<b>Accumulated depreciation/ amortisation</b>													
As at 31.03.2019	-	0.31	8.58	-	6.52	15.35	11.34	0.30	0.89	43.29	-	-	8.83
Charge for the period	-	0.01	0.37	0.38	0.52	2.06	2.00	0.01	0.22	5.57	-	-	2.18
Adjustment for disposals	-	-	-	-	0.31	1.89	0.90	-	-	3.10	-	-	0.02
As at 31.12.2019	-	0.32	8.95	0.38	6.73	15.52	12.44	0.31	1.11	45.76	-	-	10.99
As at 31.03.2020	-	0.32	9.06	0.77	6.91	16.56	12.91	0.32	1.34	48.19	-	-	4.92
Charge for the year	-	0.02	0.36	0.47	0.63	2.17	1.95	0.02	0.32	5.94	-	-	2.05
Adjustment for disposals	-	-	-	-	0.15	2.45	4.86	-	-	7.46	-	-	0.01
As at 31.12.2020	-	0.34	9.42	1.24	7.39	16.28	10.00	0.34	1.66	46.67	-	-	6.96
<b>Net block as at 31.12.2019</b>	110.39	1.27	22.79	2.23	4.99	6.59	8.52	0.09	1.37	158.24	260.41	1.51	9.71
<b>Net block as at 31.03.2020</b>	110.39	1.27	22.68	1.88	5.08	6.38	8.07	0.08	1.14	156.97	287.62	0.77	8.82
<b>Net block as at 31.12.2020</b>	110.39	1.25	22.32	0.16	5.87	7.25	7.01	0.06	0.82	155.13	405.01	0.77	6.83





17 Other non-financial assets



(₹ in Crores)		
Particulars	As at 31-12-2020	As at 31-03-2020
<b>Unsecured, considered good</b>		
(A) Capital Advances (unsecured, considered good)	11.36	50.38
(B) Other Advances	7.27	5.75
(C) Balances with Govt. Authorities	59.41	59.58
(D) Prepaid Expenses	0.02	0.22
(E) Deferred Employee Cost	13.96	13.21
(F) Deferred Expenses	3.73	3.19
(G) Other Assets	0.01	0.04
<b>Total (A to G)</b>	<b>95.76</b>	<b>132.37</b>

18 Disposal Group

(₹ in Crores)		
Particulars	As at 31-12-2020	As at 31-03-2020
<b>Assets classified as held for sale</b>		
(A) Investment in associates	0.65	0.20
(B) Loans to associates	11.94	9.33
<b>Total (A+B)</b>	<b>12.59</b>	<b>9.53</b>
<b>Liabilities directly associated with assets classified as held for sale</b>		
(C) Payable to associates	0.10	0.68
<b>Total (C)</b>	<b>0.10</b>	<b>0.68</b>
<b>Disposal group -Net assets (A+B-C)</b>	<b>12.49</b>	<b>8.85</b>

19 Trade Payables

(₹ in Crores)		
Particulars	As at 31-12-2020	As at 31-03-2020
<b>Trade Payables</b>		
Total outstanding dues of MSMEs	0.04	0.15
Total outstanding dues of creditors other than MSMEs	31.04	46.00
<b>Total</b>	<b>31.08</b>	<b>46.15</b>



## 20 Debt Securities

The Company has categorised all debt securities at amortised cost in accordance with the requirements of Ind AS 109.

(₹ in Crores)



Particulars	As at 31-12-2020		As at 31-03-2020	
	Face Value	Amortised Cost	Face Value	Amortised Cost
<b>(A) Secured Long-Term Debt Securities</b>				
(i) Institutional Bonds	3,470.00	3,599.29	3,470.00	3,679.51
(ii) 54EC Capital Gain Tax Exemption Bonds	19,645.25	20,162.31	21,976.14	22,781.73
(iii) Tax Free Bonds	12,602.97	12,792.38	12,602.97	13,041.35
(iv) Bond Application Money	329.12	328.39	400.19	399.41
<b>Sub-total (A)</b>	<b>36,047.34</b>	<b>36,882.37</b>	<b>38,449.30</b>	<b>39,902.00</b>
<b>(B) Unsecured Long-Term Debt Securities</b>				
(i) Institutional Bonds	1,61,432.90	1,66,916.40	1,48,650.20	1,53,672.91
(ii) Infrastructure Bonds	16.46	26.85	16.46	25.19
(iii) Zero Coupon Bonds	266.52	266.44	1,364.85	1,363.91
(iv) Foreign Currency Bonds	22,646.61	22,178.79	22,615.78	22,064.56
<b>Sub-total (B)</b>	<b>1,84,362.49</b>	<b>1,89,388.48</b>	<b>1,72,647.29</b>	<b>1,77,126.57</b>
<b>(C) Unsecured Short-Term Debt Securities</b>				
(i) Commercial Paper	-	-	2,925.00	2,889.68
<b>Sub-total (C)</b>	<b>-</b>	<b>-</b>	<b>2,925.00</b>	<b>2,889.68</b>
<b>Total - Debt Securities (A+B+C)</b>	<b>2,20,409.83</b>	<b>2,26,270.85</b>	<b>2,14,021.59</b>	<b>2,19,918.25</b>
<b>Debt Securities issued in/ outside India</b>				
(i) Debt Securities in India	1,97,763.22	2,04,092.06	1,91,392.81	1,97,853.69
(ii) Debt Securities outside India	22,646.61	22,178.79	22,615.78	22,064.56
<b>Total - Debt Securities</b>	<b>2,20,409.83</b>	<b>2,26,270.85</b>	<b>2,14,021.59</b>	<b>2,19,918.25</b>

## 21 Borrowings (Other than Debt Securities)

The Company has categorised all borrowings (other than debt securities) at Amortised Cost in accordance with the requirements of Ind AS 109.

(₹ in Crores)

Particulars	As at 31-12-2020		As at 31-03-2020	
	Principal O/s	Amortised Cost	Principal O/s	Amortised Cost
<b>(A) Unsecured Long-Term Borrowings</b>				
(i) Lease Liability	0.22	0.22	2.12	2.12
(ii) Term Loans from Govt. of India	10,000.00	10,122.31	10,000.00	10,326.81
(iii) Term Loans from Banks	29,641.54	29,758.99	18,899.78	18,900.72
(iv) Term Loans from Financial Institutions	1,800.00	1,816.49	1,000.00	1,000.00
(v) Foreign Currency Borrowings	20,866.90	20,748.42	21,762.71	21,579.29
(vi) FCNR (B) Loans	438.32	439.20	1,017.71	1,020.89
<b>Sub-total (A)</b>	<b>62,746.98</b>	<b>62,885.63</b>	<b>52,682.32</b>	<b>52,829.83</b>
<b>(B) Unsecured Short-Term Borrowings</b>				
(i) FCNR (B) Loans	6,757.45	6,763.05	5,955.49	5,964.91
(ii) Short Term Loans/ Loans repayable on demand from Banks	10,575.00	10,597.16	2,754.86	2,755.92
<b>Sub-total (B)</b>	<b>17,332.45</b>	<b>17,360.21</b>	<b>8,710.35</b>	<b>8,720.83</b>
<b>Total - Borrowings (other than Debt Securities) (A to B)</b>	<b>80,079.43</b>	<b>80,245.84</b>	<b>61,392.67</b>	<b>61,550.66</b>
<b>Borrowings (other than Debt Securities) in/ outside India</b>				
(i) Borrowings in India	59,212.53	59,497.42	39,629.96	39,971.37
(ii) Borrowings outside India	20,866.90	20,748.42	21,762.71	21,579.29
<b>Total - Borrowings (other than Debt Securities)</b>	<b>80,079.43</b>	<b>80,245.84</b>	<b>61,392.67</b>	<b>61,550.66</b>



## 22 Subordinated Liabilities

The Company has categorised all debt securities at amortised cost in accordance with the requirements of Ind AS 109.



(₹ in Crores)

Particulars	As at 31-12-2020		As at 31-03-2020	
	Face Value	Amortised Cost	Face Value	Amortised Cost
(i) 199th Series - Subordinate Tier-II Bonds - 7.96% Redeemable at par on 15.06.2030	1,999.50	2,088.27	-	-
(ii) 175th Series - Subordinate Tier-II Bonds - 8.97% Redeemable at par on 28.03.2029	2,151.20	2,296.27	2,151.20	2,151.86
(iii) 115th Series - Subordinate Tier-II Bonds - 8.06% Redeemable at par on 31.05.2023	2,500.00	2,618.16	2,500.00	2,667.79
<b>Total - Subordinated Liabilities</b>	<b>6,650.70</b>	<b>7,002.70</b>	<b>4,651.20</b>	<b>4,819.65</b>
<b>Subordinated Liabilities in/ outside India</b>				
(i) Borrowings in India	6,650.70	7,002.70	4,651.20	4,651.20
(ii) Borrowings outside India	-	-	-	-
<b>Total - Subordinated Liabilities</b>	<b>6,650.70</b>	<b>7,002.70</b>	<b>4,651.20</b>	<b>4,651.20</b>

### 22.1 Reconciliation between carrying values and the actual amounts outstanding in respect of Borrowings:

(₹ in Crores)

Particulars	Debt Securities	Other Borrowings	Subordinated Liabilities	Total
<b>As at 31st December 2020</b>				
<b>Total Amount as per Ind-AS</b>	<b>2,26,270.85</b>	<b>80,245.84</b>	<b>7,002.70</b>	<b>3,13,519.39</b>
Less: Interest accrued on Borrowings classified under the same head as per Ind-AS	(6,696.25)	(329.77)	(355.39)	(7,381.41)
Add: Ind-AS Adjustments in respect of transaction costs at Effective Interest Rate (EIR)	835.24	163.37	3.39	1,002.00
<b>Total Borrowings Outstanding</b>	<b>2,20,409.84</b>	<b>80,079.44</b>	<b>6,650.70</b>	<b>3,07,139.98</b>
<b>As at 31st March 2020</b>				
<b>Total Amount as per Ind-AS</b>	<b>2,19,918.25</b>	<b>61,550.66</b>	<b>4,819.65</b>	<b>2,86,288.56</b>
Less: Interest accrued on Borrowings classified under the same head as per Ind-AS	(6,872.67)	(392.52)	(170.57)	(7,435.76)
Add: Ind-AS Adjustments in respect of transaction costs at Effective Interest Rate (EIR)	976.01	234.53	2.12	1,212.66
<b>Total Borrowings Outstanding</b>	<b>2,14,021.59</b>	<b>61,392.67</b>	<b>4,651.20</b>	<b>2,80,065.46</b>



23 Other Financial Liabilities

(₹ in Crores)		
Particulars	As at 31-12-2020	As at 31-03-2020
(A) Unpaid Dividends	5.25	4.75
(B) Unpaid Principal & Interest on Bonds		
- Matured Bonds & Interest Accrued thereon	52.34	39.13
- Interest on Bonds	19.46	17.97
<b>Sub-total (B)</b>	<b>71.80</b>	<b>57.10</b>
(C) Funds Received from Govt. of India for Disbursement as Subsidy/ Grant (cumulative)	86,281.66	85,431.74
Add: Interest on such funds (net of refund)	31.89	31.96
Less: Disbursed to Beneficiaries (cumulative)	(86,036.62)	(83,684.07)
Undisbursed Funds to be disbursed as Subsidy/ Grant	<b>276.93</b>	<b>1,779.63</b>
(D) Payables towards Bonds Fully serviced by Govt. of India	22,082.89	21,792.32
(E) Payable towards funded staff benefits	0.68	0.38
(F) Other Liabilities	140.34	148.03
<b>Total (A to F)</b>	<b>22,577.89</b>	<b>23,782.21</b>

24 Current tax liabilities (net)



Particulars	As at 31-12-2020	As at 31-03-2020
Provision for Income Tax	(1,825.09)	-
Less: Advance Income-tax & TDS	1,988.24	-
<b>Current tax liabilities (Net)</b>	<b>163.15</b>	<b>-</b>

25 Provisions

(₹ in Crores)		
Particulars	As at 31-12-2020	As at 31-03-2020
(A) Provisions for Employee Benefits		
Earned Leave Liability	18.00	16.22
Medical Leave Liability	21.13	21.87
Settlement Allowance	1.71	1.60
Economic Rehabilitation Scheme	4.26	4.25
Long Service Award	2.27	1.89
Incentive	41.71	52.57
Loyalty Bonus	0.50	0.31
<i>Sub-total (A)</i>	<b>89.58</b>	<b>98.71</b>
(B) Others		
Expected Credit Loss on Letters of Comfort	9.63	8.38
<i>Sub-total (B)</i>	<b>9.63</b>	<b>8.38</b>
<b>Total (A+B)</b>	<b>99.21</b>	<b>107.09</b>

26 Other Non-Financial Liabilities

(₹ in Crores)		
Particulars	As at 31-12-2020	As at 31-03-2020
(A) Income Received in Advance	0.35	0.15
(B) Sundry Liabilities Account (Interest Capitalisation)	5.40	6.57
(C) Unamortised Fee on Undisbursed Loans	62.42	46.15
(D) Advance received from Govt. towards Govt. Schemes	22.79	4.14
(E) Statutory Dues	19.49	24.74
(F) Other Liabilities	1.36	1.48
<b>Total (A to F)</b>	<b>111.81</b>	<b>83.23</b>



27 Equity Share Capital

(₹ in Crores)



Particulars	As at 31-12-2020		As at 31-03-2020	
	No. of Shares	Amount	No. of Shares	Amount
<b>Authorised :</b> Equity shares of ₹ 10 each	5,00,00,00,000	5,000.00	5,00,00,00,000	5,000.00
<b>Issued, Subscribed and Paid up :</b> Fully paid up Equity shares of ₹ 10 each	1,97,49,18,000	1,974.92	1,97,49,18,000	1,974.92
<b>Total</b>	<b>1,97,49,18,000</b>	<b>1,974.92</b>	<b>1,97,49,18,000</b>	<b>1,974.92</b>

28 Other Equity

(₹ in Crores)

Particulars	As at 31-12-2020	As at 31-03-2020
<b>(A) Other Reserves</b>		
(i) Special Reserve created u/s 36(1) (viii) of the Income Tax Act, 1961	18,621.31	16,659.10
(ii) Reserve for Bad and doubtful debts u/s 36(1)(viiia) of the Income Tax Act, 1961	2,128.41	2,992.83
(iii) Reserve Fund u/s 45-IC of Reserve Bank of India Act, 1934	3,390.00	2,131.00
(iv) Securities Premium	2,236.54	2,236.54
(v) Foreign Currency Monetary Item Translation Difference Account	(608.17)	(1,719.38)
(vi) Capital Reserve	4.70	4.70
(vii) General Reserve	9,109.89	6,976.23
(viii) Impairment Reserve	793.29	793.29
<b>(B) Retained Earnings</b>	<b>4,479.77</b>	<b>3,674.25</b>
<b>(C) Other Comprehensive Income (OCI)</b>		
- Share of Other Comprehensive Income/ (loss) of Joint Venture accounted for using equity method	(1.19)	(2.48)
- Equity Instruments through Other Comprehensive Income	55.62	106.26
- Effective Portion of Cash Flow Hedges	(234.91)	(226.08)
- Cost of Hedging reserve	128.12	(204.75)
<b>Total - Other Equity (A+B+C)</b>	<b>40,103.38</b>	<b>33,421.51</b>

Additions and deductions to the components of 'Other Equity' has been disclosed in 'Statement of Changes in Equity'.



## 29 Interest Income

(₹ in Crores)

Particulars	Period ended 31.12.2020			Period ended 31.12.2019		
	On Financial Assets measured at Fair Value through OCI	On Financial Assets measured at Amortised Cost	On Financial Assets measured at Fair Value through Profit or Loss	On Financial Assets measured at Fair Value through OCI	On Financial Assets measured at Amortised Cost	On Financial Assets measured at Fair Value through Profit or Loss
<b>(A) Interest on Loan Assets</b>						
(i) Long term financing	-	25,491.86	-	-	21,579.05	-
Less: Rebate for timely payments/completion etc	-	(0.05)	-	-	(0.06)	-
Long term financing (net)	-	25,491.81	-	-	21,578.99	-
(ii) Short term financing	-	64.74	-	-	152.18	-
<b>Sub-total (A)</b>	-	<b>25,556.55</b>	-	-	<b>21,731.17</b>	-
<b>(B) Interest Income from Investments</b>						
(i) Interest from CP/ICD	-	-	-	-	0.21	-
(ii) Interest from Govt. Securities	-	-	1.46	-	1.89	-
(iii) Interest from Long Term Investments	-	4.12	147.67	-	1.84	126.54
(iii) Interest from Short Term Investments	-	-	0.88	-	-	-
<b>Sub-total (B)</b>	-	<b>4.12</b>	<b>150.01</b>	-	<b>3.94</b>	<b>126.54</b>
<b>(C) Interest on Deposits with Banks</b>						
(i) Interest from Deposits	-	127.82	-	-	45.87	-
<b>Sub-total (C)</b>	-	<b>127.82</b>	-	-	<b>45.87</b>	-
<b>(D) Other Interest Income</b>						
(i) Interest from Staff Advances	-	2.72	-	-	3.50	-
(ii) Interest on Mobilisation Advance	-	0.50	-	-	1.94	-
(iii) Unwinding of Discount of Security Deposits	-	0.04	-	-	0.06	-
(iv) Interest from SPVs	-	0.11	-	-	0.98	-
<b>Sub-total (D)</b>	-	<b>3.37</b>	-	-	<b>6.48</b>	-
<b>Total (A to D)</b>	-	<b>25,691.86</b>	<b>150.01</b>	-	<b>21,787.46</b>	<b>126.54</b>

## 30 Dividend Income

(₹ in Crores)

Particulars	Period ended 31.12.2020	Period ended 31.12.2019
- Dividend from Long-Term Investments	5.69	13.16
<b>Total - Dividend Income</b>	<b>5.69</b>	<b>13.16</b>

## 31 Fees and Commission Income

(₹ in Crores)

Particulars	Period ended 31.12.2020	Period ended 31.12.2019
Fees based Income	16.85	1.80
Prepayment Premium	20.77	9.99
Fee for Implementation of Govt. Schemes	25.29	17.17
<b>Total - Fees and Commission Income</b>	<b>62.91</b>	<b>28.96</b>

## 32 Sale of services


(₹ in Crores)

Particulars	Period ended 31.12.2020	Period ended 31.12.2019
Consultancy Engineering Services	97.92	122.06
Execution of IT Implementation projects	1.13	4.06
Income from REC - UE Village Project	3.67	6.06
Documentation fees	0.10	-
<b>Total</b>	<b>102.82</b>	<b>132.18</b>

## 33 Other Income

(₹ in Crores)

Particulars	Period ended 31.12.2020	Period ended 31.12.2019
- Fees from Training Courses	0.24	3.81
- Interest from Income Tax Refund	0.94	1.94
- Miscellaneous Income	17.24	9.44
<b>Total</b>	<b>18.42</b>	<b>15.19</b>



34 Finance Costs

Finance Costs have been incurred on financial liabilities measured at amortised cost.

(₹ in Crores)

Particulars	Period ended 31.12.2020	Period ended 31.12.2019
(i) Interest on Debt Securities		
- Domestic Debt Securities	11,549.86	10,290.86
- Foreign Currency Debt Securities	900.85	591.22
- Commercial Paper	35.32	421.17
Sub-Total (i)	12,486.03	11,303.25
(ii) Interest on Borrowings		
- Loans from Govt. of India	618.00	408.47
- Loans from Banks/ Financial Institutions	1,500.39	1,362.89
- External Commercial Borrowings	522.06	690.84
- Lease Liability	0.10	-
Sub-Total (ii)	2,640.55	2,462.20
(iii) Interest on Subordinated Liabilities		
- Subordinate Bonds	296.28	297.21
Sub-Total (iii)	296.28	297.21
(iv) Other Interest Expense		
- Swap Premium	641.25	-
- Interest on Income Tax	-	0.18
- Interest on liability towards employee benefits	1.35	-
- Miscellaneous interest expense	0.64	0.31
Sub-Total (iv)	643.24	0.49
Total - Finance Costs	16,066.10	14,063.15
Less: Finance Costs Capitalised	(17.77)	(12.07)
Total - Finance Costs (Net)	16,048.33	14,051.08

35 Net translation/ transaction exchange loss/ (gain)

(₹ in Crores)

Particulars	Period ended 31.12.2020	Period ended 31.12.2019
Net translation/ transaction exchange loss/ (gain)	116.97	1,025.15
Total	116.97	1,025.15

36 Fees and commission expense



(₹ in Crores)

Particulars	Period ended 31.12.2020	Period ended 31.12.2019
(i) Guarantee Fee	-	5.63
(ii) Listing and Trusteeship Fee	0.78	1.42
(iii) Agency Fees	0.80	0.88
(iv) Credit Rating Expenses	3.19	2.84
(v) Other Finance Charges	4.15	4.18
Total (i to v)	8.92	14.95

37 Net Gain/ (loss) on Fair Value Changes

(₹ in Crores)

Particulars	Period ended 31.12.2020	Period ended 31.12.2019
(A) Net gain/ (loss) on financial instruments at Fair Value through profit or loss		
(i) On trading Portfolio	-	-
(ii) Others		
- Changes in fair value of Derivatives	301.24	78.44
- Changes in fair value of Long Term Investments	2.25	-
- Changes in fair value of Short-term MF investments	21.02	13.68
- Changes in fair value of HQLA Investments	3.42	-
Sub-total (ii)	327.93	92.12
Total (A)	327.93	92.12
Breakup of Fair Value Changes		
- Realised	39.94	15.53
- Unrealised	287.99	76.59
Total Net Gain/ (loss) on Fair Value Changes	327.93	92.12



## 38 Impairment on financial instruments

(₹ in Crores)

Particulars	Period ended 31.12.2020		Period ended 31.12.2019	
	On financial instruments measured at FVOCI	On financial instruments measured at Amortised Cost	On financial instruments measured at FVOCI	On financial instruments measured at Amortised Cost
(i) - Loans *	-	1,716.05	-	348.93
(ii) - Others	-	10.43	-	14.00
<b>Total (i+ii)</b>	-	<b>1,726.48</b>	-	<b>362.93</b>

\* includes ₹ 1.24 crores (Previous period ₹ 3.79 crores towards impairment allowance on Letters of Comfort).

## 39 Cost of services rendered

(₹ in Crores)

Particulars	Period ended 31.12.2020	Period ended 31.12.2019
Project Expenses	57.69	48.57
<b>Total</b>	<b>57.69</b>	<b>48.57</b>

## 40 Employee Benefits Expense

(₹ in Crores)

Particulars	Period ended 31.12.2020	Period ended 31.12.2019
- Salaries and Allowances	89.48	111.92
- Contribution to Provident Fund and Other Funds	10.63	11.56
- Expenses towards Post Employment Benefits	3.64	1.84
- Rent towards Residential Accommodation for Employees	1.55	1.10
- Staff Welfare Expenses	18.60	20.84
<b>Total</b>	<b>123.90</b>	<b>147.26</b>

## 41 Depreciation and amortization


(₹ in Crores)

Particulars	Period ended 31.12.2020	Period ended 31.12.2019
- Depreciation on Property, Plant & Equipment	5.94	6.03
- Amortization on Intangible Assets	2.05	2.18
<b>Total</b>	<b>7.99</b>	<b>8.21</b>

## 42 Corporate Social Responsibility Expenses

(₹ in Crores)

Particulars	Period ended 31.12.2020	Period ended 31.12.2019
- Direct Expenditure	107.12	79.25
- Overheads	3.27	3.62
<b>Total</b>	<b>110.39</b>	<b>82.87</b>







43 Other Expenses

(₹ in Crores)		
Particulars	Period ended 31.12.2020	Period ended 31.12.2019
- Travelling and Conveyance	6.38	11.73
- Publicity & Promotion Expenses	4.87	5.07
- Repairs and Maintenance	8.36	8.97
- Rent, taxes and energy costs	11.25	11.55
- Insurance Charges	0.08	0.11
- Communication costs	1.66	1.66
- Printing & stationery	0.74	2.95
- Director's sitting fees	0.06	0.17
- Auditors' fees and expenses	0.62	0.80
- Legal & Professional Charges	7.86	9.49
- Net Loss on Disposal of Property, Plant & Equipment	3.33	0.86
- Monitoring Expenses	12.87	5.93
- Miscellaneous Expenses	19.26	36.91
<b>Total</b>	<b>77.34</b>	<b>96.20</b>


44 Tax Expense

(₹ in Crores)		
Particulars	Period ended 31.12.2020	Period ended 31.12.2019
- Current tax expense	2,071.39	1,284.60
- Current tax expense/ (benefit) pertaining to earlier years	133.72	64.11
<b>Sub-total - Current Tax</b>	<b>2,205.11</b>	<b>1,348.71</b>
- Deferred tax expense/ (credit)	430.30	518.76
<b>Total</b>	<b>1,774.81</b>	<b>1,867.47</b>



45 Earnings per Share

Particulars	Period ended 31.12.2020	Period ended 31.12.2019
<b>Numerator</b>		
Profit for the period from continuing operations as per Statement of Profit and Loss (₹ in Crores)	6,300.40	4,498.28
Profit for the period from continuing and discontinued operations as per Statement of Profit and Loss (₹ in Crores)	6,300.40	4,498.28
<b>Denominator</b>		
Weighted average Number of equity shares	1,97,49,18,000	1,97,49,18,000
Basic & Diluted Earnings per Share (in ₹ for an equity share of ₹ 10 each) (for continuing operations)	31.90	22.78
Basic & Diluted Earnings per Share (in ₹ for an equity share of ₹ 10 each) (for continuing and discontinued operations)	31.90	22.78



## INDEPENDENT AUDITORS' REPORT

To the Members of  
REC Limited (Formerly Rural Electrification Corporation Limited)

### Report on the Audit of the Consolidated Ind AS Financial Statements

#### Opinion

We have audited the accompanying consolidated Ind AS financial statements of REC Limited (formerly Rural Electrification Corporation Limited) (hereinafter referred to as "the Holding Company") and its subsidiaries (Holding Company and its subsidiaries together referred to as "the Group") and jointly controlled entity, which comprise the Consolidated Balance Sheet as at 31<sup>st</sup> March, 2020, the Consolidated Statement of Profit and Loss (including Other Comprehensive Income), the Consolidated Statement of Changes in Equity and the Consolidated Cash Flow Statement for the year then ended, and notes to the consolidated Ind AS financial statements, including a summary of significant accounting policies (hereinafter referred to as "the Consolidated Ind AS Financial Statements").

In our opinion and to the best of our information and according to the explanations given to us, the aforesaid consolidated Ind AS financial statements give the information required by the Companies Act, 2013, ("the Act") in the manner so required and give a true and fair view in conformity with the accounting principles generally accepted in India, of their consolidated state of affairs of the Group and its jointly controlled entity as at 31<sup>st</sup> March, 2020, of consolidated profit (including other comprehensive Income), consolidated changes in equity and its consolidated cash flows for the year then ended.

#### Basis for Opinion

We conducted our audit in accordance with the Standards on Auditing (SAs) specified under section 143(10) of the Companies act, 2013. Our responsibilities under those Standards are further described in the Auditor's Responsibilities for the Audit of the Consolidated Ind AS Financial Statements section of our report. We are independent of the Group in accordance with the Code of Ethics issued by ICAI, and we have fulfilled our other ethical responsibilities in accordance with the provisions of the Act, 2013. We believe that the audit evidence we have obtained is sufficient and appropriate to provide a basis for our opinion.

#### Emphasis of matter

1. We draw attention to Note No. 50.1.3 of the consolidated Ind AS financial statements regarding, the provision of impairment allowance in respect of its loan assets and undisbursed Letters of Comfort based on the report provided by the credit rating agency appointed by the company in this regard. The basis of determination of impairment allowance, which we have relied upon, is arrived at by the agency, considering the parameters which involve certain technicalities and professional expertise.
2. We draw attention to Note No. 52 of the consolidated Ind AS financial statements regarding the impact of COVID-19 pandemic on the Company. Management is of the view that there are no reasons to believe that the pandemic will have any significant impact on the ability of the company to continue as a going concern. Nevertheless, the impact in sight of evolution of pandemic in future period is uncertain and could impact the impairment allowance in future years.

**Our opinion is not modified in respect of these matters.**

#### Key Audit Matters

Key audit matters are those matters that, in our professional judgment, were of most significance in our audit of the consolidated Ind AS financial statements of the current period. These matters were addressed in the context of our audit of the consolidated Ind AS financial statements as a whole, and in forming our opinion thereon, and we do not provide a separate opinion on these matters. We have determined the following matters described below to be the key audit matters to be communicated in our report:

S. No.	Key Audit Matter	Auditor's Response
1.	<b>Impairment allowance of Loan Assets –</b> (Refer Note No. 50.1.3 to the consolidated Ind AS Financial Statements read with accounting policy No. 3.10)  The Company follows a Board approved methodology wherein assessment for allowance is carried out by an external agency for impairment based on certain criterion/framework classifying the assets into various stages depending upon credit risk and level of evidence of impairment.	<b>We have applied following audit procedures in this regard</b>  According to the provisions of Ind AS 109 "Financial Instruments", we have obtained the report of the third party and verified the criterion/framework with various regulatory updates alongwith Company's internal guidelines and procedures in respect of the impairment allowance.  Verification of loan assets with respect to monitoring thereof for recovery/performance aspects and assessment of the loan impairment.  Recoveries are verified applying the standard audit procedures. Loan balances are confirmed and quality of the borrower is evaluated and tested with key control parameters.

S. No.	Key Audit Matter	Auditor's Response
	<p>Impairment allowance is measured as product of the Probability of Default, Exposure at Default and Loss Given Default being the key parameters for assessing the impairment allowance.</p> <p>The key indicators underlying for assessment of impairment allowance are appraised on an ongoing basis by the management.</p> <p>Further the management has adopted a methodology which in addition to the model adopted as above is further analyzed on case to case basis and wherever impairment impact need to be changed the same is considered in the financial statements.</p> <p>Since the company is an non banking finance company involved in business of financing and if any of the key parameter/criteria/assumptions mentioned as above is applied improperly, it can result in impacting the carrying value of loan assets materially either individually or collectively.</p> <p>In view of the significance of the amount of loan assets in the standalone Ind AS Financial Statements i.e. 90.07% of total assets, the impairment of loan assets thereon has been considered as Key Audit Matter in our audit.</p>	<p>Assessment of performance of the loan assets is carried out on the basis of available documents comprising loan papers, financial data, valuation reports progress report, periodical financial information etc, information on public domain etc, procedure applied by the management e.g. inspection of loans, physical verification, assessing borrower past records etc Recoveries in the loan assets are verified to ascertain level of stress thereon and impact as impairment allowance on financial statement.</p> <p>We have discussed with the management wherever underlying weakness is observed and management assessment is carried out in detail in such cases.</p> <p>Components and calculations in the study for impairment allowance carried out by third party are relied upon by us and test checks are carried out for the same. Such components are credit rating of borrowers, calculation of probability of default/loan given defaults etc. Our audit procedure in the same are limited in view of not sharing certain parameters of study being considered confidential by such third party.</p> <p>Further management pursuing a board approved methodology reviews the impairment allowance in the report of the third party and modified the impairment on case to case basis. We have obtained a detailed analysis from the management for such modification. Our audit procedure in this regard is constrained by the management appraisal and we have relied upon the same.</p> <p>Verification of Impairment reserve in terms of Income Recognition, Assets classification and provisioning norms (IRACP) of Reserve Bank of India created in pursuance of RBI Notification No. DOR (NBFC).CC.PD. No.109/22.10.106/2019-20 dated 13th March 2020.</p>
2.	<p><b>Fair valuation of Derivative Financial Instruments</b></p> <p>(Refer Note No. 9 to the consolidated Ind AS Financial Statements read with accounting policy No. 3.9)</p> <p>To mitigate the Company's exposure to foreign currency risk and interest rate risk, non-INR cash flows are monitored and derivative contracts are entered into in accordance with the Company's board approved risk management policies and RBI guidelines.</p> <p>The derivatives are measured at fair value as per Ind AS 109.</p>	<p><b>We have applied following audit procedure in this regard</b></p> <p>Discussing and understanding management's perception and studying policy of the company for risk management. Motive of derivative transactions are studied and observed underlying exposure is not more than the volume of derivatives.</p> <p>Verification of fair value of derivative in terms of Ind AS 109</p> <p>Testing the accuracy and completeness of derivative transactions.</p> <p>Evaluation of management's key internal controls over classification, valuation, and valuation models of derivative instruments.</p> <p>Obtained details of various financial derivative contracts as outstanding/pending for settlement as on 31<sup>st</sup> March 2020 from the Company.</p> <p>Verification of underlying assumptions in estimating the fair valuation arrived at for those financial derivative contracts</p>

S. No.	Key Audit Matter	Auditor's Response
	<p>The Company has applied hedge accounting requirements as per Ind AS 109 'Financial Instruments' prospectively from 1st January 2020, wherein certain derivative contracts have been designated as hedging instruments in 'Cash flow hedge' relationships. These arrangements have been entered into to mitigate foreign currency exchange risk and interest rate risk arising from certain debt instruments denominated in foreign currency.</p> <p>Hedge accounting has resulted in significant impact on financial statements coupled with complexity of its accounting/ assumptions and numerous parameters therein for establishing hedge relationship. Mark to market gain/loss on these derivatives are recognised in the other comprehensive income.</p> <p>In view of facts of the matter we have identified it as a key audit matter.</p>	<p>Reliance on reports evaluating the appropriateness of the valuation methodologies applied and testing the same on sample basis for the derivative instruments.</p> <p>We also obtained confirmations from the banks with whom such financial derivative contracts have been entered into and independently compared the valuation so arrived at by the contracting banks.</p> <p>Additionally, we verified the accounting of gain/loss on mark to market basis in the other comprehensive income.</p> <p>Assessing whether the financial statement disclosures appropriately reflect the Company's exposure to derivatives valuation risks with reference to the requirements of the prevailing accounting standards and Reserve Bank of India Guidelines.</p>
3.	<p><b>Modified audit procedures carried out in light of COVID-19 outbreak</b></p> <p>(Refer Note No. 52 to the consolidated Ind AS Financial Statements)</p> <p>The SARS-COV-2 virus responsible for Covid-19 continues to spread across the Globe including India, which has resulted in a significant decline and volatility in global and Indian financial markets. It has also caused a significant disruption in the Global and Indian economic activities. On 11<sup>th</sup> March 2020, the Covid-19 outbreak was declared a global pandemic by the World Health Organisation (WHO).</p> <p>Due to COVID-19 pandemic, nation-wide lockdown and travel restrictions imposed by Central/ State Government/ local authorities. The lockdown period has been over the period of closing activities of the financial year 2019-2020 and thereafter. It has also effected the period of our audit. Since the access to audit evidence in person/ physically was disrupted due to the unprecedented situation, the audit had to be conducted with modified audit procedures.</p> <p>We have identified such modified audit procedures as a key audit matter.</p>	<p><b>We have applied following audit procedures in this regard</b></p> <p>Due to COVID-19 pandemic, nation-wide lockdown and travel restrictions imposed by Central/ State Government/ local authorities during the period of closing of the financial year and period of our audit, the company facilitated carrying out audit remotely as physical access was restricted.</p> <p>Wherever the physical access was not possible, necessary records/ reports/ documents/ certificates were made available to us by the company through digital medium/ emails and other application softwares. To this extent, the audit process was carried out on the basis of such documents, reports and records made available to us which were relied upon by us as audit evidence for conducting the audit and reporting for the year under audit.</p> <p>We modified our audit procedures as follows :</p> <ol style="list-style-type: none"> <li>Carried out the verification of scanned copies of the documents, certificates and the related records made available to us through emails.</li> <li>Making inquiries and gathering necessary audit evidence through video conferencing, dialogues and discussions over phone calls/ conference calls, emails and other similar communication channels.</li> <li>Resolution of our audit observations telephonically/ through emails instead of a face to face interaction with the designated officials except during the finalisation of annual accounts.</li> <li>The situation of lockdown due to pandemic, may have impacted working/reporting etc of other professional e.g. third party agency submitting report of impairment allowance, independent valuers, internal auditors etc. and we have relied upon the same.</li> <li>Certain information/explanations we have relied upon during our audit were provided to us through verbal assertions by the company.</li> <li>In entire communication through various modes as mentioned hereinabove the records of the company which is confidential have been sent and, though utmost care has been taken as explained to us by encrypting such data, there are possibility of damage to such data in different ways. We have informed the company in this regard.</li> </ol>

### **Information Other than the Consolidated Ind AS Financial Statements and Auditor's Report thereon**

The Company's management and Board of Directors are responsible for the other information. The other information comprises the Directors' report, Corporate Governance report, Business responsibility report and Management Discussion and Analysis etc in the Annual report but does not include the consolidated Ind AS financial statements and our report thereon. Such other information is expected to be made available to us after the date of this auditor's report.

Our opinion on the consolidated Ind AS financial statements does not cover the other information and we will not express any form of assurance conclusion thereon.

In connection with our audit of the consolidated Ind AS financial statements, our responsibility is to read the other information identified above when it becomes available and, in doing so, consider whether the other information is materially inconsistent with the consolidated Ind AS financial statements or our knowledge obtained in the audit or otherwise appears to be materially misstated.

When we read such other information if we conclude that there is a material misstatement therein, we are required to communicate the matter to those charged with governance.

### **Responsibilities of Management and Those Charged with Governance for the Consolidated Ind AS Financial Statements**

The Holding Company's Board of Directors is responsible for the preparation and presentation of these consolidated Ind AS financial statements in term of the requirements of the Companies Act, 2013 that give a true and fair view of the consolidated financial position, consolidated financial performance (including other comprehensive income), consolidated changes in equity and consolidated cash flows of the Group including its Jointly controlled entity in accordance with the accounting principles generally accepted in India, including the Accounting Standards specified under Section 133 of the Act read with the Companies (Indian Accounting Standards) Rules, 2015, as amended, ("Ind AS"). The respective Board of Directors of the companies included in the Group and of Jointly controlled entity are responsible for maintenance of adequate accounting records in accordance with the provisions of the Act for safeguarding the assets of the Group & its jointly controlled entity and for preventing and detecting frauds and other irregularities; selection and application of appropriate accounting policies; making judgments and estimates that are reasonable and prudent; and the design, implementation and maintenance of adequate internal financial controls, that were operating effectively for ensuring the accuracy and completeness of the accounting records, relevant to the preparation and presentation of the Ind AS financial statements that give a true and fair view and are free from material misstatement, whether due to fraud or error, which have been used for the purpose of preparation of the Consolidated Ind AS Financial Statements by the Directors of the Holding Company, as aforesaid.

In preparing the consolidated Ind AS financial statements, the respective Board of Directors of the companies included in the Group and its jointly controlled entity are responsible for assessing the ability of the Group and jointly controlled entity to continue as a going concern, disclosing, as applicable, matters related to going concern and using the going concern basis of accounting unless management either intends to liquidate the Group or to cease operations, or has no realistic alternative but to do so.

The respective Board of Directors of the companies included in the Group and its jointly controlled entity are responsible for overseeing the financial reporting process of the Group and its jointly controlled entity.

### **Auditor's Responsibilities for the Audit of the Consolidated Ind AS Financial Statements**

Our objectives are to obtain reasonable assurance about whether the consolidated Ind AS financial statements as a whole are free from material misstatement, whether due to fraud or error, and to issue an auditor's report that includes our opinion. Reasonable assurance is a high level of assurance, but is not a guarantee that an audit conducted in accordance with SAs will always detect a material misstatement when it exists. Misstatements can arise from fraud or error and are considered material if, individually or in the aggregate, they could reasonably be expected to influence the economic decisions of users taken on the basis of these consolidated Ind AS financial statements.

As part of an audit in accordance with SAs, we exercise professional judgment and maintain professional skepticism throughout the audit. We also:

- Identify and assess the risks of material misstatement of the consolidated Ind AS financial statements, whether due to fraud or error, design and perform audit procedures responsive to those risks, and obtain audit evidence that is sufficient and appropriate to provide a basis for our opinion. The risk of not detecting a material misstatement resulting from fraud is higher than for one resulting from error, as fraud may involve collusion, forgery, intentional omissions, misrepresentations, or the override of internal control.
- Obtain an understanding of internal control relevant to the audit in order to design audit procedures that are appropriate in the circumstances. Under section 143(3)(i) of the Act, we are also responsible for expressing our opinion on whether the Company has adequate internal financial controls system in place and the operating effectiveness of such controls.

- Evaluate the appropriateness of accounting policies used and the reasonableness of accounting estimates and related disclosures made by management.
- Conclude on the appropriateness of management's use of the going concern basis of accounting and, based on the audit evidence obtained, whether a material uncertainty exists related to events or conditions that may cast significant doubt on the ability of the Group and its jointly controlled entity to continue as a going concern. If we conclude that a material uncertainty exists, we are required to draw attention in our auditor's report to the related disclosures in the consolidated Ind AS financial statements or, if such disclosures are inadequate, to modify our opinion. Our conclusions are based on the audit evidence obtained up to the date of our auditor's report. However, future events or conditions may cause the Group and its jointly controlled entity to cease to continue as a going concern.
- Evaluate the overall presentation, structure and content of the consolidated Ind AS financial statements, including the disclosures, and whether the consolidated Ind AS financial statements represent the underlying transactions and events in a manner that achieves fair presentation.
- Obtain sufficient appropriate audit evidence regarding the financial information of the entities or business activities within the Group and its jointly controlled entity to express an opinion on the consolidated Ind AS financial statements. We are responsible for the direction, supervision and performance of the audit of the financial statements of such entities included in the consolidated Ind AS financial statements of which we are the independent auditors. For the other entities included in the consolidated Ind AS financial statements, which have been audited by other auditors, such other auditors remain responsible for the direction, supervision and performance of the audits carried out by them. We remain solely responsible for our audit opinion.

We communicate with those charged with governance of the Holding Company and such other entities included in the consolidated Ind AS financial statements of which we are the independent auditors regarding, among other matters, the planned scope and timing of the audit and significant audit findings, including any significant deficiencies in internal control that we identify during our audit **subject to our audit procedures as referred in para 3 of key audit matters here in above.**

We also provide those charged with governance with a statement that we have complied with relevant ethical requirements regarding independence, and to communicate with them all relationships and other matters that may reasonably be thought to bear on our independence, and where applicable, related safeguards.

From the matters communicated with those charged with governance, we determine those matters that were of most significance in the audit of the consolidated Ind AS financial statements of the current period and are therefore the key audit matters. We describe these matters in our auditor's report unless law or regulation precludes public disclosure about the matter or when, in extremely rare circumstances, we determine that a matter should not be communicated in our report because the adverse consequences of doing so would reasonably be expected to outweigh the public interest benefits of such communication.

#### **Other Matters**

- (a) We did not audit the financial statements of two subsidiaries and whose financial statements reflect total assets of ₹ 570.19 Crores (₹ 841.33 Crores as at 31<sup>st</sup> March 2019) as at 31<sup>st</sup> March 2020, total revenues of ₹ 222.17 Crores (Previous year ₹ 200.22 Crores) and net cash flows amounting to ₹ 0.63 Crores (Previous year ₹ 2.62 Crores) for the year ended on that date, as considered in the Consolidated Ind AS Financial Statements. The Consolidated Ind AS Financial Statements also include the subsidiary's share of net profit after tax of ₹ 66.91 crores (Previous Year ₹ 50.94 crores) and total comprehensive income of ₹ 66.91 crores (Previous Year ₹ 50.94 crores) as considered in the Consolidated Ind AS Financial Statements. These financial statements have been audited by other auditors whose reports have been furnished to us by the Management and our opinion on the consolidated Ind AS financial statements, in so far as it relates to the amounts and disclosures included in respect of these subsidiaries, and our report in terms of sub-sections (3) and (11) of Section 143 of the Act, in so far as it relates to the aforesaid subsidiaries, is based solely on the reports of the other auditors.
- (b) The Consolidated Ind AS Financial Statements also include the jointly controlled entity's share of net profit after tax of ₹ 9.14 crores (Previous Year ₹ 9.95 crores) and total comprehensive income of ₹ 5.08 crores (previous year ₹ 9.90 crores) using equity method for the year ended 31<sup>st</sup> March 2020 as considered in the Consolidated Ind AS Financial Statements. This financial information have been furnished to us by the Management and our opinion on the consolidated Ind AS financial statements, in so far as it relates to the amounts and disclosures included in respect of the jointly controlled entity, and our report in terms of sub-sections (3) and sub section (11) of Section 143 of the Act in so far as it relates to the aforesaid jointly controlled entity, is based solely on such financial information. In our opinion and according to the information and explanations given to us by the Management, the jointly controlled entity's share of net profit and total comprehensive income and disclosures included in respect of this joint venture in these consolidated Ind AS financial statements is not material to the Group.
- (c) The audited consolidated Ind AS financial statements for the year ended 31<sup>st</sup> March 2019 were audited by the then Statutory Auditors of the Company, both of whom were predecessor audit firms, and they had expressed an unmodified opinion vide their reports dated 24<sup>th</sup> May 2019 on such financial statements.



Our opinion on the consolidated Ind AS financial statements, and our report on Other Legal and Regulatory Requirements below, is not modified in respect of the above matters with respect to our reliance on the work done and the reports of the other auditors and the financial statements/financial information certified by the Management.

### **Report on Other Legal and Regulatory Requirements**

As required by section 143(3) of the Act, we report, to the extent applicable, that:

- (a) We have sought and obtained all the information and explanations which to the best of our knowledge and belief were necessary for the purposes of our audit of the aforesaid Consolidated Ind AS Financial Statements.
- (b) In our opinion, proper books of account as required by law relating to preparation of the aforesaid Consolidated Ind AS Financial Statements have been kept so far as it appears from our examination of those books and the reports of the other auditors.
- (c) The Consolidated Balance Sheet, the Consolidated Statement of Profit and Loss, Consolidated Changes in Equity and the Consolidated Cash Flow Statement dealt with by this Report are in agreement with the relevant books of account maintained for the purpose of preparation of the Consolidated Ind AS Financial Statements.
- (d) In our opinion, the aforesaid Consolidated Ind AS Financial Statements comply with the Accounting Standards specified under Section 133 of the Act.
- (e) Vide Notification No. G.S.R. 463(E) dated 5<sup>th</sup> June, 2015 issued by Ministry of Corporate Affairs, Government Companies have been exempted from applicability of the provisions of Section 164(2) of the Companies Act, 2013.
- (f) with respect to the adequacy of the internal financial controls with reference to the Consolidated Ind AS Financial Statements of the Group and Jointly controlled entity and the operating effectiveness of such controls, refer to our separate report in "Annexure-A"; and
- (g) Pursuant to Notification no. GSR463(E) dated 5<sup>th</sup> June 2015 issued by the Ministry of Corporate Affairs, provisions of Section 197 of the Act are not applicable to the holding/subsidiaries/jointly controlled company being government companies.
- (h) With respect to the other matters to be included in the Auditor's Report in accordance with Rule 11 of the Companies (Audit and Auditors) Rules, 2014, in our opinion and to the best of our information and according to the explanations given to us and based on the consideration of report of the other auditors on separate Ind AS financial statements as also the other financial information of the subsidiaries and joint venture:
  - i) The Consolidated Ind AS Financial Statements disclose the impact of pending litigations on the consolidated financial position of the Group and its jointly controlled entity- Refer Note 45.1 to the Consolidated Ind AS Financial Statements;
  - ii) The Group and its jointly controlled entity do not have any material foreseeable losses on long term contracts including derivative contracts.
  - iii) There has been no delay in transferring amounts, required to be transferred, to the Investor Education and Protection Fund by the Holding Company and its subsidiary companies and its jointly controlled entity incorporated in India.

**M/s S.K. Mittal & Co.**  
Chartered Accountants,  
ICAI Firm Registration: 001135N

**M/s O.P. Bagla & Co. LLP.**  
Chartered Accountants,  
ICAI Firm Registration: 000018N/N500091

**Name : S. Murthy**  
Designation : Partner  
Membership Number : 072290  
UDIN : 20072290AAAABE5939

**Name : Atul Aggarwal**  
Designation : Partner  
Membership Number : 092656  
UDIN : 20092656AAAADT3669

**Place : New Delhi**  
**Date : 17<sup>th</sup> June 2020**



## **ANNEXURE-A TO THE INDEPENDENT AUDITORS' REPORT OF EVEN DATE ON THE CONSOLIDATED IND AS FINANCIAL STATEMENTS OF REC LIMITED (FORMERLY RURAL ELECTRIFICATION CORPORATION LIMITED)**

### **Report on the Internal Financial Controls under Clause (i) of Sub-section 3 of Section 143 of the Companies Act, 2013 ("the Act")**

In conjunction with our audit of the consolidated Ind AS financial statements of the Company as of and for the year ended 31 March 2020, we have audited the internal financial controls over financial reporting of REC Limited (Formerly Rural Electrification Corporation Limited) (hereinafter referred to as "the Holding Company") and its subsidiary companies and jointly controlled entity, which are companies incorporated in India, as of that date.

#### **Management's Responsibility for Internal Financial Controls**

The respective Board of Directors of the Holding Company, its subsidiary companies and its jointly controlled entity, which are companies incorporated in India, are responsible for establishing and maintaining internal financial controls based on the internal control over financial reporting criteria established by the Group and its jointly controlled entity considering the essential components of internal control stated in the "Guidance Note on Audit of Internal Financial Controls Over Financial Reporting issued by the Institute of Chartered Accountants of India (ICAI)". These responsibilities include the design, implementation and maintenance of adequate internal financial controls that were operating effectively for ensuring the orderly and efficient conduct of its business, including adherence to the respective Company's policies, the safeguarding of its assets, the prevention and detection of frauds and errors, the accuracy and completeness of the accounting records, and the timely preparation of reliable financial information, as required under the Act.

#### **Auditors' Responsibility**

Our responsibility is to express an opinion on the Company's internal financial controls over financial reporting based on our audit. We conducted our audit in accordance with the Guidance Note on Audit of Internal Financial Controls Over Financial Reporting (the "Guidance Note") issued by the ICAI and the Standards on Auditing, issued by ICAI and deemed to be prescribed under section 143(10) of the Act, to the extent applicable to an audit of internal financial controls, both issued by the Institute of Chartered Accountants of India. Those Standards and the Guidance Note require that we comply with ethical requirements and plan and perform the audit to obtain reasonable assurance about whether adequate internal financial controls over financial reporting was established and maintained and if such controls operated effectively in all material respects.

Our audit involves performing procedures to obtain audit evidence about the adequacy of the internal financial controls system over financial reporting and their operating effectiveness. Our audit of internal financial controls over financial reporting included obtaining an understanding of internal financial controls over financial reporting, assessing the risk that a material weakness exists, and testing and evaluating the design and operating effectiveness of internal control based on the assessed risk. The procedures selected depend on the auditor's judgment, including the assessment of the risks of material misstatement of the financial statements, whether due to fraud or error.

We believe that the audit evidence we have obtained and the audit evidence obtained by the other auditors of the subsidiaries, incorporated in India, in terms of their reports referred to in the Other Matters paragraph below, is sufficient and appropriate to provide a basis for our audit opinion on the Company's internal financial controls system with reference to consolidated Ind AS financial statements.

#### **Meaning of Internal Financial Controls over Financial Reporting**

A Group's internal financial control over financial reporting is a process designed to provide reasonable assurance regarding the reliability of financial reporting and the preparation of financial statements for external purposes in accordance with generally accepted accounting principles. A Group's internal financial control over financial reporting includes those policies and procedures that:

- (1) pertain to the maintenance of records that, in reasonable detail, accurately and fairly reflect the transactions and dispositions of the assets of the Group;
- (2) provide reasonable assurance that transactions are recorded as necessary to permit preparation of financial statements in accordance with generally accepted accounting principles, and that receipts and expenditures of the Company are being made only in accordance with authorizations of management and directors of the Group; and
- (3) provide reasonable assurance regarding prevention or timely detection of unauthorized acquisition, use, or disposition of the Group's assets that could have a material effect on the financial statements.

### **Inherent Limitations of Internal Financial Controls over Financial Reporting**

Because of the inherent limitations of internal financial controls over financial reporting, including the possibility of collusion or improper management override of controls, material misstatements due to error or fraud may occur and not be detected. Also, projections of any evaluation of the internal financial controls over financial reporting to future periods are subject to the risk that the internal financial control over financial reporting may become inadequate because of changes in conditions, or that the degree of compliance with the policies or procedures may deteriorate.

### **Opinion**

In our opinion, the holding company, its subsidiaries and jointly controlled entity, which are companies incorporated in India, have, in all material aspects, an adequate internal financial controls system over financial reporting and such internal financial controls over financial reporting were operating effectively as of 31 March 2020, based on the internal control over financial reporting criteria established by the Group considering the essential components of internal control stated in the Guidance Note on Audit of Internal Financial Controls over Financial Reporting issued by the Institute of Chartered Accountants of India.

We have considered the areas of improvement identified which needs further strengthening as reported above in determining the nature, timing, and extent of audit tests applied in our audit of the 31<sup>st</sup> March 2020 Consolidated Ind AS financial statements of the Group and its jointly controlled entity. However, these areas of improvement do not affect our opinion on the operating effectiveness of the Internal Financial Control over financial reporting of the Group and its jointly controlled entity.

### **Other Matters**

Our aforesaid reports under Section 143(3) (i) of the Act on the adequacy and operating effectiveness of the internal financial controls over financial reporting insofar as it relates to two subsidiary companies, which are companies incorporated in India, is based on the corresponding reports of the auditors of such companies incorporated in India.

Our aforesaid reports under Section 143(3) (i) of the Act on the adequacy and operating effectiveness of the internal financial controls over financial reporting insofar as it relates to one jointly controlled entity, which is a company incorporated in India, whose financial information is unaudited and our opinion on the adequacy and operating effectiveness of the internal financial controls with reference to consolidated Ind AS financial statements of the Group is not affected as the Group's share of net profit (including Other Comprehensive Income) and disclosures included in respect of this jointly controlled entity in these consolidated Ind AS financial statements are not material to the Group.

Further, we have considered the disclosure reported above in determining the nature, timing and extent of audit tests applied in our report of the financial statements of the Group, and the above disclosure does not affect our opinion on the operating effectiveness of the Internal Financial Control over financial reporting of the Group.

**M/s S.K. Mittal & Co.**  
Chartered Accountants,  
ICAI Firm Registration: 001135N

**M/s O.P. Bagla & Co. LLP.**  
Chartered Accountants,  
ICAI Firm Registration: 000018N/N500091

**Name : S. Murthy**  
Designation : Partner  
Membership Number : 072290  
UDIN : 20072290AAAABE5939

**Name : Atul Aggarwal**  
Designation : Partner  
Membership Number : 092656  
UDIN : 20092656AAAADT3669

**Place : New Delhi**  
**Date : 17<sup>th</sup> June 2020**

**COMMENTS OF THE COMPTROLLER AND AUDITOR GENERAL OF INDIA UNDER SECTION 143(6)(B) READ WITH SECTION 129(4) OF THE COMPANIES ACT, 2013 ON THE CONSOLIDATED FINANCIAL STATEMENTS OF REC LIMITED FOR THE YEAR ENDED 31 MARCH 2020.**

The preparation of consolidated financial statements of REC Limited for the year ended 31 March 2020 in accordance with the financial reporting framework prescribed under the Companies Act, 2013 (Act) is the responsibility of the management of the company. The statutory auditors appointed by the Comptroller and Auditor General of India under section 139(5) read with section 129(4) of the Act are responsible for expressing opinion on the financial statements under section 143 read with section 129(4) of the Act, based on independent audit in accordance with the standards on auditing prescribed under section 143(10) of the Act. This is stated to have been done by them vide their Audit Report dated 17 June 2020.

I, on behalf of the Comptroller and Auditor General of India, have conducted a supplementary audit of the consolidated financial statements of REC Limited for the year ended 31 March 2020, under Section 143(6)(a) read with section 129(4) of the Act. We conducted a supplementary audit of the financial statements of REC Transmission Projects Company Limited but did not conduct supplementary audit of the financial statements of REC Power Distribution Company Limited and Energy Efficiency Services Limited for the year ended on that date. This supplementary audit has been carried out independently without access to the working papers of the statutory auditors and is limited primarily to inquiries of the statutory auditors and company personnel and a selective examination of some of the accounting records.

On the basis of my supplementary audit nothing significant has come to my knowledge which would give rise to any comment upon or supplement to statutory auditor's report under section 143(6)(b) of the Act.

**For and on behalf of the  
Comptroller & Auditor General of India**

**(D.K. Sekar)  
Director General of Audit (Energy),  
Delhi**

**Place: New Delhi  
Dated: 6<sup>th</sup> August 2020**

## CONSOLIDATED BALANCE SHEET AS AT 31<sup>ST</sup> MARCH 2020

(₹ in Crores)

S. No.	Particulars	Note No.	As at 31.03.2020	As at 31.03.2019
<b>ASSETS</b>				
<b>(1)</b>	<b>Financial Assets</b>			
(a)	Cash and cash equivalents	6	1,717.71	381.99
(b)	Other Bank Balances	7	2,257.45	1,733.08
(c)	Trade receivables	8	110.72	137.72
(d)	Derivative financial instruments	9	3,318.85	1,802.58
(e)	Loans	10	312,083.50	270,450.92
(f)	Investments	11	2,127.11	2,283.13
(g)	Other financial assets	12	22,099.67	18,363.99
	<b>Total - Financial Assets (1)</b>		<b>343,715.01</b>	<b>295,153.41</b>
<b>(2)</b>	<b>Non-Financial Assets</b>			
(a)	Current tax assets (net)	13	409.94	293.17
(b)	Deferred tax assets (net)	14	2,050.57	2,305.93
(c)	Investment Property	15	0.01	0.01
(d)	Property, Plant & Equipment	16	156.97	156.63
(e)	Capital Work-in-Progress	16	287.62	196.94
(f)	Intangible Assets Under Development	16	0.77	1.59
(g)	Other Intangible Assets	16	8.82	8.55
(h)	Other non-financial assets	17	132.37	148.41
(i)	Investments accounted for using equity method	11	258.47	179.63
	<b>Total - Non-Financial Assets (2)</b>		<b>3,305.54</b>	<b>3,290.86</b>
<b>(3)</b>	<b>Assets classified as held for sale</b>	18	9.53	9.56
	<b>Total ASSETS (1+2+3)</b>		<b>347,030.08</b>	<b>298,453.83</b>
<b>LIABILITIES AND EQUITY</b>				
<b>LIABILITIES</b>				
<b>(1)</b>	<b>Financial Liabilities</b>			
(a)	Derivative financial instruments	9	1,325.73	159.40
(b)	Trade Payables			
	(i) total outstanding dues of MSMEs	19	0.15	2.65
	(ii) total outstanding dues of creditors other than MSMEs	19	46.00	64.64
(c)	Debt Securities	20	219,918.25	192,767.51
(d)	Borrowings (other than debt securities)	21	61,550.66	46,662.54
(e)	Subordinated Liabilities	22	4,819.65	4,818.76
(f)	Other financial liabilities	23	23,782.21	19,227.07
	<b>Total - Financial Liabilities (1)</b>		<b>311,442.65</b>	<b>263,702.57</b>
<b>(2)</b>	<b>Non-Financial Liabilities</b>			
(a)	Provisions	24	107.09	100.24
(b)	Other non-financial liabilities	25	83.23	104.60
	<b>Total - Non-Financial Liabilities (2)</b>		<b>190.32</b>	<b>204.84</b>
<b>(3)</b>	<b>Liabilities directly associated with assets classified as held for sale</b>	18	0.68	0.08
<b>(4)</b>	<b>EQUITY</b>			
(a)	Equity Share Capital	26	1,974.92	1,974.92
(b)	Other equity	27	33,421.51	32,571.42
	<b>Total - Equity (4)</b>		<b>35,396.43</b>	<b>34,546.34</b>
	<b>Total - LIABILITIES AND EQUITY (1+2+3+4)</b>		<b>347,030.08</b>	<b>298,453.83</b>

Accompanying Notes to Financial Statements 1 to 69

For and on behalf of the Board

J.S. Amitabh  
ED & Company Secretary

Ajoy Choudhury  
Director (Finance)  
DIN - 06629871

Sanjeev Kumar Gupta  
CMD and Director (Technical)  
DIN - 03464342

In terms of our Audit Report of even date

For S.K. Mittal & Co.  
Chartered Accountants  
Firm Reg. No.: 001135N

For O.P. Bagla & Co. LLP.  
Chartered Accountants  
Firm Reg. No.: 000018N/N500091

S. Murthy  
Partner  
M.No. : 072290

Atul Aggarwal  
Partner  
M.No. : 092656

Place: New Delhi  
Date: 17<sup>th</sup> June 2020

## CONSOLIDATED STATEMENT OF PROFIT AND LOSS FOR THE YEAR ENDED 31<sup>ST</sup> MARCH 2020

(₹ in Crores)

S. No.	Particulars	Note No.	Year ended 31.03.2020	Year ended 31.03.2019
	<b>Revenue from Operations</b>			
(i)	Interest Income	28	29,671.78	24,983.62
(ii)	Dividend Income	29	36.94	20.38
(iii)	Fees and Commission Income	30	38.95	225.09
(iv)	Sale of services	31	182.11	169.93
<b>I.</b>	<b>Total Revenue from Operations (i to iv)</b>		<b>29,929.78</b>	<b>25,399.02</b>
<b>II.</b>	<b>Other Income</b>	32	77.27	32.31
<b>III.</b>	<b>Total Income (I+II)</b>		<b>30,007.05</b>	<b>25,431.33</b>
	<b>Expenses</b>			
(i)	Finance Costs	33	18,991.30	15,639.20
(ii)	Net translation/ transaction exchange loss	34	2,357.90	521.19
(iii)	Fees and commission Expense	35	25.44	34.38
(iv)	Net loss on fair value changes	36	25.85	348.52
(iv)	Impairment on financial instruments	37	919.49	243.49
(v)	Cost of services rendered	38	71.61	85.15
(vi)	Employee Benefits Expenses	39	193.15	177.37
(vii)	Depreciation and amortization	40	11.77	8.29
(viii)	Corporate Social Responsibility Expenses	41	259.29	104.49
(ix)	Other Expenses	42	130.41	188.76
<b>IV.</b>	<b>Total Expenses (i to ix)</b>		<b>22,986.21</b>	<b>17,350.84</b>
<b>V.</b>	<b>Share of Profit/Loss of Joint Venture accounted for using equity method</b>		9.14	9.95
<b>VI.</b>	<b>Profit before Tax (III-IV+V)</b>		<b>7,029.98</b>	<b>8,090.44</b>
<b>VII.</b>	<b>Tax Expense</b>	43		
(i)	Current tax		1,645.06	1,813.23
(ii)	Deferred Tax		412.65	535.83
	<b>Total Tax Expense (i+ii)</b>		<b>2,057.71</b>	<b>2,349.06</b>
<b>VIII.</b>	<b>Profit for the year</b>		<b>4,972.27</b>	<b>5,741.38</b>
<b>IX.</b>	<b>Other comprehensive Income/(Loss)</b>			
<b>(i)</b>	<b>Items that will not be reclassified to profit or loss</b>			
(a)	Re-measurement gains/(losses) on defined benefit plans		(2.87)	(19.37)
(b)	Changes in Fair Value of FVOCI Equity Instruments		(129.20)	(47.26)
(c)	Share of Other Comprehensive Income/ (loss) of Joint Venture accounted for using equity method		(0.12)	(0.05)
(d)	Income tax relating to these items			
	- Re-measurement gains/(losses) on defined benefit plans		0.72	6.77
	- Changes in Fair Value of FVOCI Equity Instruments		12.39	(0.68)
	<b>Sub-Total (i)</b>		<b>(119.08)</b>	<b>(60.59)</b>
<b>(ii)</b>	<b>Items that will be reclassified to profit or loss</b>			
(a)	Effective Portion of Cash Flow Hedges		(302.12)	-
(b)	Cost of hedging reserve		(273.61)	-
(c)	Share of Other Comprehensive Income/ (loss) of Joint Venture accounted for using equity method		(3.94)	-
(d)	Income tax relating to these items			
	- Effective Portion of Cash Flow Hedges		76.04	-
	- Cost of hedging reserve		68.86	-
	<b>Sub-Total (ii)</b>		<b>(434.77)</b>	<b>-</b>
	<b>Other comprehensive Income/(Loss) for the period (i+ii)</b>		<b>(553.85)</b>	<b>(60.59)</b>
<b>X.</b>	<b>Total comprehensive Income for the period (VIII+IX)</b>		<b>4,418.42</b>	<b>5,680.79</b>
<b>XI.</b>	<b>Basic &amp; Diluted Earnings per Equity Share of ₹ 10 each (in ₹)</b>	44		
(1)	For continuing operations		25.18	29.07
(2)	For continuing and discontinued operations		25.18	29.07

Accompanying Notes to Financial Statements 1 to 69

For and on behalf of the Board

J.S. Amitabh  
ED & Company Secretary

Ajay Choudhury  
Director (Finance)  
DIN - 06629871

Sanjeev Kumar Gupta  
CMD and Director (Technical)  
DIN - 03464342

In terms of our Audit Report of even date

For S.K. Mittal & Co.  
Chartered Accountants  
Firm Reg. No.: 001135N

S. Murthy  
Partner  
M.No. : 072290

For O.P. Bagla & Co. LLP.  
Chartered Accountants  
Firm Reg. No.: 000018N/N500091

Atul Aggarwal  
Partner  
M.No. : 092656

Place: New Delhi  
Date: 17<sup>th</sup> June 2020

# CONSOLIDATED STATEMENT OF CHANGES IN EQUITY FOR THE YEAR ENDED 31<sup>ST</sup> MARCH 2020

(₹ in Crores)															
A Equity share capital															
Particulars															
										As at 31-03-2020		As at 31-03-2019			
										1,974.92		1,974.92			
										-		-			
										1,974.92		1,974.92			
(₹ in Crores)															
B Other Equity															
Particulars															
Reserves & Surplus															
	Special Reserve created u/s 36(1) (viii) of the Income Tax Act, 1961	Reserve for Bad and doubtful debts u/s 36(1)(viiia) of the Income Tax Act, 1961	Reserve Fund u/s 45-IC of Reserve Bank of India Act, 1934	Debenture Redemption Reserve	Securities Premium Account	Capital Reserve	Foreign Currency Monetary Item Translation Difference Account	General Reserve	Impairment Reserve	Retained Earnings	Share of Other Comprehensive Income/ (loss) of Joint Venture accounted for using equity method	FVOCI-Equity Instruments	Effective Portion of Cash Flow Hedges	Costs of Hedging reserve	Total
<b>Balance as at 31<sup>st</sup> March 2018</b>	<b>13,813.19</b>	<b>2,761.10</b>	<b>-</b>	<b>1,121.54</b>	<b>2,236.54</b>	<b>-</b>	<b>(86.29)</b>	<b>5,230.54</b>	<b>-</b>	<b>5,344.37</b>	<b>1.46</b>	<b>190.24</b>	<b>-</b>	<b>-</b>	<b>30,612.69</b>
Profit for the year	-	-	-	-	-	-	-	-	-	5,741.38	-	-	-	-	5,741.38
Remeasurement of Defined Benefit Plans	-	-	-	-	-	-	-	-	-	(12.60)	-	-	-	-	(12.60)
Recognition through Other Comprehensive Income (net of taxes)	-	-	-	-	-	-	-	-	-	(0.05)	-	(47.94)	-	-	(47.99)
<b>Total Comprehensive Income</b>	<b>-</b>	<b>-</b>	<b>-</b>	<b>-</b>	<b>-</b>	<b>-</b>	<b>-</b>	<b>-</b>	<b>-</b>	<b>5,728.73</b>	<b>-</b>	<b>(47.94)</b>	<b>-</b>	<b>-</b>	<b>5,680.79</b>
<b>Other adjustments</b>															
Transfer to/ (from) Retained Earnings	1,323.59	273.62	1,153.00	196.59	-	-	-	-	-	(2,946.80)	-	-	-	-	-
Reclassification of gain/ (loss) on sale/ extinguishment of FVOCI equity instrument	-	-	-	-	-	-	-	-	-	5.42	-	(5.42)	-	-	-
Foreign Currency Translation Loss on long term monetary items during the year	-	-	-	-	-	-	(1,404.88)	-	-	-	-	-	-	-	(1,404.88)
Amortisation during the year	-	-	-	-	-	-	726.35	-	-	-	-	-	-	-	726.35
<b>Total- Other adjustments</b>	<b>1,323.59</b>	<b>273.62</b>	<b>1,153.00</b>	<b>196.59</b>	<b>-</b>	<b>-</b>	<b>(678.53)</b>	<b>-</b>	<b>-</b>	<b>(2,941.38)</b>	<b>-</b>	<b>(5.42)</b>	<b>-</b>	<b>-</b>	<b>(678.53)</b>
Dividends	-	-	-	-	-	-	-	-	-	2,518.02	-	-	-	-	(2,518.02)
Dividend Distribution Tax	-	-	-	-	-	-	-	-	-	(525.51)	-	-	-	-	(525.51)
<b>Total- Transaction with owners and taxes</b>	<b>-</b>	<b>-</b>	<b>-</b>	<b>-</b>	<b>-</b>	<b>-</b>	<b>-</b>	<b>-</b>	<b>-</b>	<b>(3,043.53)</b>	<b>-</b>	<b>-</b>	<b>-</b>	<b>-</b>	<b>(3,043.53)</b>
<b>Balance as at 31<sup>st</sup> March 2019</b>	<b>15,136.78</b>	<b>3,034.72</b>	<b>1,153.00</b>	<b>1,318.13</b>	<b>2,236.54</b>	<b>-</b>	<b>(764.82)</b>	<b>5,230.54</b>	<b>-</b>	<b>5,088.19</b>	<b>1.46</b>	<b>136.88</b>	<b>-</b>	<b>-</b>	<b>32,571.42</b>
Profit for the year	-	-	-	-	-	-	-	-	-	4,972.27	-	-	-	-	4,972.27
Remeasurement of Defined Benefit Plans	-	-	-	-	-	-	-	-	-	(2.15)	-	-	-	-	(2.15)
Recognition through Other Comprehensive Income (net of taxes)	-	-	-	-	-	-	-	-	-	(0.12)	(3.94)	(116.81)	(226.08)	(204.75)	(551.70)
<b>Total Comprehensive Income</b>	<b>-</b>	<b>-</b>	<b>-</b>	<b>-</b>	<b>-</b>	<b>-</b>	<b>-</b>	<b>-</b>	<b>-</b>	<b>4,970.00</b>	<b>(3.94)</b>	<b>(116.81)</b>	<b>(226.08)</b>	<b>(204.75)</b>	<b>4,418.42</b>
Transfer to/ (from) Retained Earnings	1,522.32	336.52	978.00	49.15	-	-	-	-	793.29	(3,679.28)	-	-	-	-	-
Transfer to/ (from) General Reserve	-	(378.41)	-	(1,367.28)	-	-	-	1,745.69	-	-	-	-	-	-	-
Reclassification of gain/ (loss) on sale/ extinguishment of FVOCI equity instrument	-	-	-	-	-	-	-	-	-	(86.19)	-	86.19	-	-	-
Foreign Currency Translation Loss on long term monetary items during the year	-	-	-	-	-	-	(1,630.51)	-	-	-	-	-	-	-	(1,630.51)
Gain on acquisition of shares in Joint Venture	-	-	-	-	-	4.70	-	-	-	-	-	-	-	-	4.70
Amortisation during the year	-	-	-	-	-	-	675.95	-	-	-	-	-	-	-	675.95
<b>Total- Other adjustments</b>	<b>1,522.32</b>	<b>(41.89)</b>	<b>978.00</b>	<b>(1,318.13)</b>	<b>-</b>	<b>4.70</b>	<b>(954.56)</b>	<b>1,745.69</b>	<b>793.29</b>	<b>(3,765.47)</b>	<b>-</b>	<b>86.19</b>	<b>-</b>	<b>-</b>	<b>(949.86)</b>
Dividends	-	-	-	-	-	-	-	-	-	(2,172.41)	-	-	-	-	(2,172.41)
Dividend Distribution Tax	-	-	-	-	-	-	-	-	-	(446.06)	-	-	-	-	(446.06)
<b>Total- Transaction with owners and taxes</b>	<b>-</b>	<b>-</b>	<b>-</b>	<b>-</b>	<b>-</b>	<b>-</b>	<b>-</b>	<b>-</b>	<b>-</b>	<b>(2,618.47)</b>	<b>-</b>	<b>-</b>	<b>-</b>	<b>-</b>	<b>(2,618.47)</b>
<b>Balance as at 31<sup>st</sup> March 2020</b>	<b>16,659.10</b>	<b>2,992.83</b>	<b>2,131.00</b>	<b>-</b>	<b>2,236.54</b>	<b>4.70</b>	<b>(1,719.38)</b>	<b>6,976.23</b>	<b>793.29</b>	<b>3,674.25</b>	<b>(2.48)</b>	<b>106.26</b>	<b>(226.08)</b>	<b>(204.75)</b>	<b>33,421.51</b>

Refer Note No. 27.1 for details regarding drawdown/ transfers from Reserves and Note No. 27.9 for appropriation to Impairment Reserve

Accompanying Notes to Financial Statements 1 to 69  
In terms of our Report of even date

For S.K. Mittal & Co.  
Chartered Accountants  
Firm Reg. No.: 001135N

For O.P. Bagla & Co. LLP.  
Chartered Accountants  
Firm Reg. No.: 000018N/N500091

For and on behalf of the Board

S. Murthy  
Partner  
M.No. : 072290

Atul Aggarwal  
Partner  
M.No. : 092656

J.S. Amitabh  
ED & Company Secretary

Ajoy Choudhury  
Director (Finance)  
DIN - 06629871

Sanjeev Kumar Gupta  
CMD and Director (Technical)  
DIN - 03464342

Place: New Delhi  
Date: 17<sup>th</sup> June 2020

## CONSOLIDATED STATEMENT OF CASH FLOWS FOR THE YEAR ENDED 31<sup>ST</sup> MARCH 2020

(₹ in Crores)

PARTICULARS	YEAR ENDED 31.03.2020	YEAR ENDED 31.03.2019
<b>A. Cash Flow from Operating Activities :</b>		
<b>Net Profit before Tax</b>	<b>7,029.98</b>	<b>8,090.44</b>
<b>Adjustments for:</b>		
1. Loss on derecognition of Property, Plant and Equipment (net)	1.69	0.86
2. Depreciation & Amortization	11.78	8.29
3. Impairment losses on financial assets	919.49	243.49
4. Adjustments towards Effective Interest Rate in respect of Loans	53.02	1.33
5. Adjustments towards Effective Interest Rate in respect of Borrowings	62.31	(788.28)
6. Fair Value Changes in Derivatives	47.72	351.52
7. Fair Value Changes in FVTPL Instruments	(6.40)	-
8. Interest on Commercial Paper	463.66	402.84
9. Interest Accrued on Zero Coupon Bonds	105.29	97.02
10. Loss/ (Gain) on Exchange Rate fluctuation	2,342.27	558.51
11. Loss/ (Gain) on sale of investments	(3.16)	-
12. Dividend Income	(36.94)	(20.38)
13. Interest Income on Investments & others	(181.15)	(205.88)
14. Provision made for Interest on Advance Income Tax	0.03	3.70
15. Liabilities no longer required written back	-	(0.46)
16. Interest expense on other liabilities	0.21	-
17. Share of Profit/Loss of Joint Venture accounted for using equity method	(9.14)	(9.95)
<b>Operating profit before Changes in Operating Assets &amp; Liabilities</b>	<b>10,800.66</b>	<b>8,733.05</b>
<b>Inflow / (Outflow) on account of :</b>		
1. Loan Assets	(41,664.59)	(41,760.36)
2. Derivatives	(407.70)	(1,622.07)
3. Other Operating Assets	(5,165.04)	(13,856.89)
4. Operating Liabilities	5,485.44	14,711.38
<b>Cash flow from Operations</b>	<b>(30,951.23)</b>	<b>(33,794.89)</b>
1. Income Tax Paid (including TDS)	(1,777.35)	(2,070.91)
2. Income Tax refund	16.67	-
<b>Net Cash Flow from Operating Activities</b>	<b>(32,711.91)</b>	<b>(35,865.80)</b>
<b>B. Cash Flow from Investing Activities</b>		
1. Sale of Property, Plant & Equipment	0.11	0.10
2. Investment in Property, Plant & Equipment (incl. CWIP & Capital Advances)	(97.51)	(85.88)
3. Investment in Intangible Assets (including intangible assets under development)	(2.75)	(5.04)
4. Finance Costs Capitalised	(15.79)	(11.37)
5. Investment in Equity Shares of EESL	(71.60)	-
6. Sale of Equity Shares	4.23	24.39
7. Sale/(Investment) of/in shares of associate companies (Net)	0.30	(0.40)
8. Redemption of Debt Securities (net of investment)	47.16	398.17

## CONSOLIDATED STATEMENT OF CASH FLOWS FOR THE YEAR ENDED 31<sup>ST</sup> MARCH 2020 (CONTD.)

(₹ in Crores)

PARTICULARS	YEAR ENDED 31.03.2020		YEAR ENDED 31.03.2019	
9. Interest Income from investments	231.04		158.07	
10. Investment in Term Deposits (net of interest)	(15.90)		(106.64)	
11. Investment in Staggered Bonds	(18.00)		-	
12. Sale of Investments in bonds	21.15		-	
13. Maturity/(Investment) of Corporate and Term deposits	(0.05)		64.99	
14. Dividend Income	36.94		20.38	
15. Realisation of investments accounted for using equity method	2.10		-	
<b>Net Cash Flow from Investing Activities</b>		<b>121.43</b>		<b>456.77</b>
<b>C. Cash Flow from Financing Activities</b>				
1. Issue/ (Redemption) of Rupee Debt Securities (Net)	21,293.39		4,220.72	
2. Issue/ (Redemption) of Commercial Paper (net)	(5,270.30)		4,143.04	
3. Raising/ (Repayments) of Rupee Term Loans/ WCDL from Govt./ Banks/ FIs (net)	7,904.65		24,350.00	
4. Raising/ (Repayments) of Foreign Currency Debt Securities and Borrowings (net)	12,617.57		3,718.78	
5. Raising/ (Redemption) of Subordinated Liabilities (net)	-		2,151.20	
6. Payment of Dividend on Equity Shares	(2,172.41)		(2,515.63)	
7. Payment of Corporate Dividend Tax	(446.06)		(525.52)	
8. Repayment towards Lease Liability	(0.64)		-	
<b>Net Cash flow from Financing Activities</b>		<b>33,926.20</b>		<b>35,542.59</b>
<b>Net Increase/Decrease in Cash &amp; Cash Equivalents</b>		<b>1,335.72</b>		<b>133.56</b>
Cash & Cash Equivalents as at the beginning of the year		<b>381.99</b>		<b>248.43</b>
Cash & Cash Equivalents as at the end of the year		<b>1,717.71</b>		<b>381.99</b>

### Components of Cash & Cash Equivalents as at end of the year are:

(₹ in Crores)

PARTICULARS	YEAR ENDED 31.03.2020		YEAR ENDED 31.03.2019	
- Cash in Hand (including postage & imprest)	0.06		0.01	
- Balances with Banks	1,195.40		343.60	
- Short-term Deposits with Scheduled Banks	522.25		38.38	
<b>Total Cash &amp; Cash Equivalents</b>		<b>1,717.71</b>		<b>381.99</b>



**CONSOLIDATED STATEMENT OF CASH FLOWS FOR THE YEAR ENDED 31<sup>ST</sup> MARCH 2020 (CONTD.)**  
**Reconciliation of liabilities arising from financing activities**

(₹ in Crores)

Particulars	Opening Balance	Cash Flows during the year (net)	Movement in Interest Accrued *	Other Adjustments		Closing Balance
				Exchange Differences	EIR Adjustments	
<b>FY 2019-20</b>						
Rupee Debt Securities	<b>172,899.12</b>	21,293.39	729.78	-	41.72	<b>194,964.01</b>
Commercial Paper	<b>7,696.32</b>	(5,270.30)	-	-	463.66	<b>2,889.68</b>
Rupee Term Loans/ WCDL	<b>24,884.25</b>	7,904.65	194.55	-	-	<b>32,983.45</b>
Foreign Currency Debt Securities & other Borrowings	<b>33,950.25</b>	12,617.57	73.78	3,930.12	57.93	<b>50,629.65</b>
Subordinated Liabilities	<b>4,818.76</b>	-	0.61	-	0.28	<b>4,819.65</b>
<b>Total</b>	<b>244,248.70</b>	<b>36,545.31</b>	<b>998.72</b>	<b>3,930.12</b>	<b>563.59</b>	<b>286,286.44</b>
<b>FY 2018-19</b>						
Rupee Debt Securities	<b>168,444.86</b>	4,220.72	124.83	-	108.71	<b>172,899.12</b>
Commercial Paper	<b>3,150.44</b>	4,143.04	-	-	402.84	<b>7,696.32</b>
Rupee Term Loans/ WCDL	<b>414.82</b>	24,350.00	119.43	-	-	<b>24,884.25</b>
Foreign Currency Debt Securities & Bonds	<b>29,689.04</b>	3,718.78	104.02	1,220.89	(782.48)	<b>33,950.25</b>
Subordinated Liabilities	<b>2,667.36</b>	2,151.20	1.58	-	(1.38)	<b>4,818.76</b>
<b>Total</b>	<b>204,366.52</b>	<b>38,583.74</b>	<b>349.86</b>	<b>1,220.89</b>	<b>(272.31)</b>	<b>244,248.70</b>

\* Movement in Interest Accrued has been considered in 'Operating Liabilities' as Cash Flow from Operating Activities.

Note : Previous period figures have been rearranged and regrouped wherever necessary.

For and on behalf of the Board

J.S. Amitabh  
ED & Company Secretary

Ajoy Choudhury  
Director (Finance)  
DIN - 06629871

Sanjeev Kumar Gupta  
CMD and Director (Technical)  
DIN - 03464342

In terms of our Audit Report of even date

For S.K. Mittal & Co.  
Chartered Accountants  
Firm Reg. No.: 001135N

For O.P. Bagla & Co. LLP.  
Chartered Accountants  
Firm Reg. No.: 000018N/N500091

S. Murthy  
Partner  
M.No. : 072290

Atul Aggarwal  
Partner  
M.No. : 092656

Place: New Delhi  
Date: 17<sup>th</sup> June 2020

## CONSOLIDATED NOTES TO ACCOUNTS

### 1. Company Overview

REC Limited ("REC" or the "Company" or the "holding company") was incorporated in the year 1969. The Company is domiciled in India and is limited by shares, having its registered office and principal place of business at Core-4, SCOPE Complex, 7, Lodhi Road, New Delhi-110003, India. The Company has 22 State offices spread across the country, mainly in the State Capitals and one training centre at Hyderabad.

The Company is a Government Company engaged in extending financial assistance across the power sector value chain and is a Systemically Important (Non-Deposit Accepting or Holding) Non-Banking Finance Company (NBFC) registered with Reserve Bank of India (RBI) as an Infrastructure Finance Company (IFC).

REC is a leading Infrastructure Finance Company in India and the principal products of REC are interest-bearing loans to State Electricity Boards, State Power utilities/State Power Departments and Private sector for all segments of Power infrastructure.

The shares of the Company are listed on National Stock Exchange of India Limited and BSE Limited.

The Company together with its subsidiaries is hereinafter referred to as 'the Group'.

### 2. Statement of Compliance and Basis of Preparation

These Consolidated Financial Statements comply with Ind AS notified under the Companies (Indian Accounting Standards) Rules, 2015 (as amended), applicable provisions of the Companies Act, 2013 and other applicable regulatory norms / guidelines.

The consolidated financial statements for the year ended 31<sup>st</sup> March 2020 were authorized and approved for issue by the Board of Directors on 17<sup>th</sup> June 2020.

These consolidated financial statements have been prepared on going concern basis following accrual system of accounting and are in accordance with the Indian Accounting Standards (referred to as "Ind AS") notified under the Companies (Indian Accounting Standards) Rules, 2015 (as amended), applicable provisions of the Companies Act, 2013 and other applicable regulatory norms/ guidelines.

### 3. Significant Accounting Policies

The significant accounting policies applied in preparation of the consolidated financial statements are as given below:

#### 3.1 Basis of consolidation

##### *Subsidiary*

Subsidiary is the entity controlled by the Group. The Group controls an entity when it has power over the investee, is exposed to or has rights to variable returns from its involvement with the entity and has the ability to affect those returns through its power over the entity. The financial statements of subsidiary are included in the consolidated financial statements from the date on which control commences until the date on which control ceases. The Group combines the financial statements of the holding company and its subsidiary line by line adding together like items of assets, liabilities, equity, income and expenses.

##### *Equity accounted investees*

The Group's interests in equity accounted investees comprise of the interests in associates and joint venture.

An associate is an entity, including an unincorporated entity, over which the Company has significant influence and that is neither a subsidiary nor an interest in a joint venture. Interests in associates are accounted for using the equity method. These interests are initially recognised at cost, which includes transaction costs. Subsequent to initial recognition, the consolidated financial statements include the Group's share of Profit and Loss and Other Comprehensive Income (OCI) of equity-accounted investees until the date on which significant influence ceases. However, in case where it is assessed that the investment/ interest in associates is held for sale, the interest in associates is accounted for under Ind AS 105.

A joint venture is an arrangement in which the Group has joint control and has rights to the net assets of the arrangement, rather than rights to its assets and obligations for its liabilities.

Interests in joint venture are accounted for using the equity method. They are initially recognised at cost which includes transaction costs. Subsequent to initial recognition, the consolidated financial statements include the Group's share of Profit and Loss and Other Comprehensive Income (OCI) of equity-accounted investees until the date on which significant influence or joint control ceases.

## CONSOLIDATED NOTES TO ACCOUNTS

### *Transactions eliminated on consolidation*

**3.2** Intra-group balances and transactions, and any unrealised income and expenses arising from intra-group transactions, are eliminated. Unrealised gains arising from transactions with equity accounted investees are eliminated against the investment to the extent of the Group's interest in the investee. Unrealised losses are eliminated in the same way as unrealised gains, but only to the extent that there is no evidence of impairment.

### **3.3 Basis of Preparation and Measurement**

The consolidated financial statements have been prepared on historical cost basis except for certain financial assets and financial liabilities which are measured at fair values as explained in relevant accounting policies. These policies have been applied consistently for all the periods presented in the consolidated financial statements.

### *Functional and presentation currency*

The consolidated financial statements are presented in Indian Rupee ('INR') which is also the functional currency of the Group.

### **3.4 Revenue recognition**

#### *Interest income*

Interest income is recognized on time proportion basis taking into account the amount outstanding and rate applicable.

Unless otherwise specified, the recoveries from the borrowers are appropriated in the order of (i) costs and expenses of REC (ii) delayed and penal interest including interest tax, if any (iii) overdue interest including interest tax, if any and (iv) repayment of principal; the oldest being adjusted first, except for credit impaired loans and recalled loans, where principal amount is appropriated only after the complete recovery of other costs, expenses, delayed and penal interest and overdue interest including interest tax, if any. The recovery under One Time Settlement (OTS)/ Insolvency and Bankruptcy Code (IBC) proceedings is appropriated first towards the principal outstanding and remaining recovery thereafter, towards interest and other charges, if any.

For all financial assets measured at amortized cost, interest income is recorded using the effective interest rate (EIR), i.e. the rate that exactly discounts estimated future cash receipts through the expected life of the financial asset to the net carrying amount of the financial assets.

Interest on financial assets subsequently measured at fair value through profit and loss is recognized on an accrual basis in accordance with the terms of the respective contract and is disclosed separately under the head interest income.

Rebate on account of timely payment of interest by borrowers is recognized on receipt of entire interest amount due in time, in accordance with the terms of the respective contract and is netted against the corresponding interest income.

#### *Income from Government schemes*

Income of agency fee on Government schemes is recognized on accrual basis based on the services rendered.

#### *Dividend income*

Income from dividend on shares of corporate bodies and units of mutual funds is taken into account on accrual basis when REC's right to receive payment is established.

Provided that in case of final dividend, the right to receive payment shall be considered as established only upon approval of the dividend by the shareholders in the Annual General Meeting.

Dividend on financial assets subsequently measured at fair value through profit and loss is recognised separately under the head 'Dividend Income'.

#### *Other services*

Fees/ charges on loan assets, other than those considered an adjustment to EIR, are accounted for on accrual basis. Pre-payment premium is accounted for by the Group in the year of receipt.

#### *Revenue from sale of services*

Revenue is recognised to the extent that it is probable that the economic benefits will flow to the Group and the revenue can be reliably measured.

The Group uses the principles laid down by the Ind AS 115 to determine that how much and when revenue is recognized, what is the nature, amount, timing and uncertainty of revenues etc. In accordance with the same, revenue is recognised through a five-step approach:

## CONSOLIDATED NOTES TO ACCOUNTS

- (i) Identify the contract(s) with customer;
- (ii) Identify separate performance obligations in the contract;
- (iii) Determine the transaction price;
- (iv) Allocate the transaction price to the performance obligations; and
- (v) Recognise revenue when a performance obligation is satisfied.

Revenues are measured at the fair value of the consideration received or receivable, net of discounts and other indirect taxes.

In Cost Plus Contracts - Revenue is recognised by including eligible contractual items of expenditures plus proportionate margin as per contract;

In Fixed Price Contracts – Revenue is recognised on the basis of stage of completion of the contract. The Group has assessed that the stage of completion is determined as the proportion of the total time expected to complete the performance obligation to that has lapsed at the end of the reporting period, which is an appropriate measure of progress towards complete satisfaction of these performance obligations under Ind AS 115.

Estimates of revenues, costs or extent of progress toward completion are revised if circumstances change. Any resulting increases or decreases in estimated revenues or costs are reflected in profit or loss in the period in which the circumstances that give rise to the revision become known by management.

Professional charges to be charged from the selected bidders/developers for transmission projects put on tariff based bidding is accounted for in the year in which it is reasonably certain that the ultimate collection of the professional charges will be made.

Sale proceeds of Request for Proposal (RFP) documents is credited to the respective SPV and sale proceeds of Request for Qualification (RFQ) documents is retained by the Group and accounted as income of the Group.

### 3.5 Borrowing costs

Borrowing costs consist of interest and other costs that the Group incurred in connection with the borrowing of funds. Borrowing costs that are directly attributable to the acquisition and/ or construction of a qualifying asset, till the time such a qualifying asset becomes ready for its intended use sale, are capitalized. A qualifying asset is one that necessarily takes a substantial period to get ready for its intended use.

All other borrowing costs are charged to the Statement of Profit and Loss on an accrual basis as per the effective interest rate method.

### 3.6 Earnings per share

Basic earnings per share is calculated by dividing the net profit or loss for the period attributable to equity shareholders (after deducting attributable taxes) by the weighted average number of equity shares outstanding during the period.

To calculate diluted earnings per share, the net profit or loss for the period attributable to equity shareholders and the weighted average number of shares outstanding during the period are adjusted for the effects of all dilutive potential equity shares.

### 3.7 Foreign Currency Translation

#### *Foreign currency transactions and balances*

Foreign currency transactions are translated into the functional currency of the Group using the exchange rates prevailing on the date of the transaction.

Foreign exchange gains and losses resulting from the settlement of such transactions and the re-measurement of monetary items denominated in foreign currency at period-end exchange rates are recognized in the Statement of Profit or Loss. However, for the long-term monetary items recognized in the consolidated financial statements before 01st April 2018, such gains and losses are accumulated in a "Foreign Currency Monetary Item Translation Difference Account" and amortized over the balance period of such long term monetary item, by recognition as income or expense in each of such periods.

Non-monetary items are not retranslated at period-end and are measured at historical cost (translated using the exchange rates at the transaction date).

## CONSOLIDATED NOTES TO ACCOUNTS

### 3.8 Intangible assets

#### *Recognition and initial measurement*

Intangible assets mainly comprise of computer software which is initially measured at cost. Such assets are recognized where it is probable that the future economic benefits attributable to the assets will flow to the Group.

#### *Subsequent measurement (amortization method, useful lives and residual value)*

All intangible assets with finite useful life are amortized on a straight line basis over the estimated useful lives, and a possible impairment is assessed if there is an indication that the intangible asset may be impaired. Residual values and useful lives for all intangible assets are reviewed at each reporting date. Changes, if any, are accounted for as changes in accounting estimates. Management estimates the useful life of intangible assets to be five years.

#### *Intangible Assets under Development*

Expenditure incurred which are eligible for capitalization under intangible assets is carried as 'Intangible assets under development' till they are ready for their intended use.

#### *Derecognition of Intangible Assets*

An intangible asset is derecognized on disposal, or when no future economic benefits are expected from use or disposal. Gains or losses arising from derecognition of an intangible asset, measured as the difference between the net disposal proceeds and the carrying amount of the asset are recognized in the Statement of Profit and Loss when the asset is derecognized.

### 3.9 Property, Plant and Equipment (PPE)

#### *Recognition and initial measurement*

##### **Land**

Land held for use is initially recognized at cost. For land, as no finite useful life can be determined, related carrying amounts are not depreciated.

##### **Other Tangible assets**

PPE other than land is initially recognized at acquisition cost or construction cost, including any costs directly attributable to bringing the assets to the location and condition necessary for it to be capable of operating in the manner intended by the Group's management.

Subsequent costs are included in the asset's carrying amount or recognized as a separate asset, as appropriate, only when it is probable that future economic benefits associated with the item will flow to the Group beyond one year. Maintenance or servicing costs of PPE are recognized in the Statement of Profit and Loss as incurred.

#### *Subsequent measurement (depreciation method, useful lives, residual value, and impairment)*

PPE are subsequently measured at cost less accumulated depreciation and impairment losses. Depreciation on PPE is provided on the straight-line method over the useful life of the assets as prescribed under Part 'C' of Schedule II of the Companies Act, 2013.

Depreciation on assets purchased/sold during the year is charged for the full month if the asset is in use for more than 15 days, instead of charging the same on pro-rata basis from the date of purchase/sale. Depreciation on assets purchased during the year up to ₹5,000/- is provided @ 100%.

The residual values, useful lives, and method of depreciation are reviewed at the end of each financial year. PPE other than land is tested for impairment whenever events or changes in circumstances indicate that the carrying amount may not be recoverable.

#### *De-recognition*

An item of PPE and any significant part initially recognized is derecognized upon disposal or when no future economic benefits are expected from its use or disposal. Any gain or loss arising on de-recognition of an item of PPE is determined as the difference between the net disposal proceeds and the carrying amount of the asset and is recognized in the Statement of Profit and Loss.

#### *Capital Work-in-Progress*

The cost of PPE under construction at the reporting date is disclosed as 'Capital work-in-progress.' The cost comprises purchase price, borrowing cost if capitalization criteria are met and directly attributable cost of bringing the asset to its working

## CONSOLIDATED NOTES TO ACCOUNTS

condition for the intended use. Any trade discount and rebates are deducted in arriving at the purchase price. Advances paid for the acquisition/ construction of PPE which are outstanding at the balance sheet date are classified under 'Capital Advances.'

### 3.10 Lease Accounting:

The Group recognises a right-of-use asset and related lease liability in connection with all former operating leases except for those identified as short-term or low-value lease.

The Group assesses at contract inception whether a contract is, or contains, a lease. A lease is defined as 'a contract, or part of a contract, that conveys the right to use an asset (the underlying asset) for a period of time in exchange for consideration'.

To apply this definition, the Group assesses whether the contract meets three key evaluations which are whether:

- the contract contains an identified asset, which is either explicitly identified in the contract or implicitly specified by being identified at the time the asset is made available to the Group
- the Group has the right to obtain substantially all of the economic benefits from use of the identified asset throughout the period of use, considering its rights within the defined scope of the contract
- the Group has the right to direct the use of the identified asset throughout the period of use. The Group assess whether it has the right to direct 'how and for what purpose' the asset is used throughout the period of use.

At lease commencement date, the Group recognizes a right-of-use asset and a lease liability on the balance sheet. The right-of-use asset is measured at cost, which is made up of the initial measurement of the lease liability, any initial direct costs incurred by the Group, an estimate of any costs to dismantle and remove the asset at the end of the lease, and any lease payments made in advance of the lease commencement date (net of any incentives received).

The Group depreciates the right-of-use assets on a straight-line basis from the lease commencement date to the earlier of the end of the useful life of the right-of-use asset or the end of the lease term. The Group also assesses the right-of-use asset for impairment when such indicators exist.

At the commencement date, the Group measures the lease liability at the present value of the lease payments unpaid at that date, discounted using the interest rate implicit in the lease if that rate is readily available or the Group's incremental borrowing rate.

Lease payments included in the measurement of the lease liability are made up of fixed payments (including in substance fixed), variable payments based on an index or rate, amounts expected to be payable under a residual value guarantee and payments arising from options reasonably certain to be exercised.

Subsequent to initial measurement, the liability will be reduced for payments made and increased for interest. It is remeasured to reflect any reassessment or modification, or if there are changes in in-substance fixed payments.

When the lease liability is remeasured, the corresponding adjustment is reflected in the right-of-use asset, or profit and loss if the right-of-use asset is already reduced to zero.

### 3.11 Investment property

Investment properties are the assets which have undetermined future use. Investment properties are measured initially at cost, including transaction costs. Subsequent to initial recognition, the investment properties are stated at cost less accumulated depreciation. The cost comprises purchase price, borrowing cost if capitalization criteria are met and directly attributable cost of bringing the asset to its working condition for the intended use. Any trade discount and rebates are deducted in arriving at the purchase price.

Subsequent costs are included in the asset's carrying amount or recognized as a separate asset, as appropriate, only when it is probable that future economic benefits associated with the item will flow to the Group beyond one year. All other repair and maintenance costs are recognized in the Statement of Profit and Loss as incurred.

*Subsequent measurement (depreciation and useful lives)*

The Group only has land as an investment property, which is not depreciated.

*De-recognition*

An investment property is derecognized upon disposal or when the investment property is permanently withdrawn from use and no future economic benefits are expected from the disposal. Any gain or loss arising on derecognition of the property

## CONSOLIDATED NOTES TO ACCOUNTS

(calculated as the difference between the net disposal proceeds and the carrying amount of the asset) is included in profit or loss in the period in which the property is derecognized.

### 3.12 Financial Instruments

A Financial instrument is any contract that gives rise to a financial asset of one entity and a financial liability or equity instrument of another entity.

#### *Initial recognition and measurement*

Financial assets and financial liabilities are recognized when the Group becomes a party to the contractual provisions of the financial instrument and are measured initially at fair value adjusted by transactions costs, except for those carried at fair value through profit or loss which are measured initially at fair value. Subsequent measurement of financial assets and financial liabilities is described below.

#### *Classification and subsequent measurement of financial assets*

For the purpose of subsequent measurement, financial assets are classified into the following categories upon initial recognition:

- Amortized cost
- Financial assets at fair value through profit or loss (FVTPL)
- Financial assets at fair value through other comprehensive income (FVOCI)

All financial assets except for those at FVTPL or equity instruments at FVOCI are subject to review for impairment at least at each reporting date to identify whether there is any objective evidence that a financial asset or a group of financial assets is impaired. Different criteria to determine impairment are applied to each category of financial assets, which are described below.

#### *Amortized cost*

A financial asset is measured at amortized cost using Effective Interest Rate (EIR) if both of the following conditions are met:

- a) the financial asset is held within a business model whose objective is to hold financial assets to collect contractual cash flows; and
- b) the contractual terms of the financial asset give rise on specified dates to cash flows that are solely payments of principal and interest on the principal amount outstanding.

A loss allowance for expected credit losses is recognized on financial assets carried at amortized cost.

#### *Modification of cash flows*

When the contractual cash flows of a financial asset are renegotiated or otherwise modified, and the renegotiation or modification does not result in derecognition of that financial asset, the Group recalculates the gross carrying amount of the financial asset and recognizes a modification gain or loss in profit or loss. The gross carrying amount of the financial asset shall be recalculated as the present value of the renegotiated or modified contractual cash flows that are discounted at the financial asset's original effective interest rate. Any costs or fees incurred adjust the carrying amount of the modified financial asset and are amortized over the remaining term of the modified financial asset.

#### *Financial assets at FVTPL*

Financial assets at FVTPL include financial assets that either do not meet the criteria for amortized cost classification or are equity instruments held for trading or that meet certain conditions and are designated at FVTPL upon initial recognition. All derivative financial instruments also fall into this category, except for those designated and effective as hedging instruments, for which the hedge accounting requirements may apply. Assets in this category are measured at fair value with gains or losses recognized in profit or loss. The fair values of financial assets in this category are determined by reference to active market transactions or using a valuation technique where no active market exists.

#### *Financial assets at FVOCI*

FVOCI financial assets comprise of equity instruments measured at fair value. An equity investment classified as FVOCI is initially measured at fair value plus transaction costs. Gains and losses are recognized in other comprehensive income and reported within the FVOCI reserve within equity, except for dividend income, which is recognized in profit or loss. There is no recycling of such gains and losses from OCI to Statement of Profit & Loss, even on the derecognition of the investment. However, the Group may transfer the same within equity.



## CONSOLIDATED NOTES TO ACCOUNTS

### *De-recognition of financial assets*

#### **De-recognition of financial assets due to a substantial modification of terms and conditions**

The Group derecognizes a financial asset, such as a loan to a customer, when the terms and conditions have been renegotiated to the extent that, substantially, it becomes a new loan, with the difference recognized as a derecognition gain or loss, to the extent that an impairment loss has not already been recorded.

#### **De-recognition of financial assets other than due to substantial modification**

Financial assets (or where applicable, a part of financial asset or part of a group of similar financial assets) are derecognized (i.e. removed from the Group's balance sheet) when the contractual rights to receive the cash flows from the financial asset have expired, or when the financial asset and substantially all the risks and rewards are transferred. The Group also derecognizes the financial asset if it has both transferred the financial asset and the transfer qualifies for derecognition.

### *Classification and subsequent measurement of financial liabilities*

Financial liabilities are measured subsequently at amortized cost using the effective interest method, except for financial liabilities held for trading or designated at FVTPL, that are carried subsequently at fair value with gains or losses recognized in profit or loss.

### *Derecognition of financial liabilities*

A financial liability is derecognized when the obligation under the liability is discharged or cancelled or expires. When an existing financial liability is replaced by another from the same lender on substantially different terms or the terms of an existing liability are substantially modified, such an exchange or modification is treated as the derecognition of the original liability and the recognition of a new liability. The difference in the respective carrying amounts is recognized in the statement of profit or loss.

### *Hedge accounting*

To qualify for hedge accounting, the hedging relationship must meet all of the following requirements:

- there is an economic relationship between the hedged item and the hedging instrument
- the effect of credit risk does not dominate the value changes that result from that economic relationship
- the hedge ratio of the hedging relationship is the same as that resulting from the quantity of the hedged item that the entity actually hedges and the quantity of the hedging instrument that the entity actually uses to hedge that quantity of hedged item.

All derivative financial instruments designated under hedge accounting are recognised initially at fair value and reported subsequently at fair value at each reporting date. To the extent that the hedge is effective, changes in the fair value of derivatives designated as hedging instruments in cash flow hedges are recognised in other comprehensive income and included within the cash flow hedge reserve in equity. Any ineffectiveness in the hedge relationship is recognised immediately in profit or loss.

At the time the hedged item affects profit or loss, any gain or loss previously recognised in other comprehensive income is reclassified from equity to profit or loss and presented as a reclassification adjustment within other comprehensive income.

At the inception of each hedging relationship, the Company formally designates and documents the hedge relationship, in accordance with the Company's risk management objective and strategies. The documentation includes identification of the hedged item, hedging instrument, the nature of risk(s) being hedged, the hedge ratio and how the hedging relationship meets the hedging effectiveness requirements.

### **3.13 Impairment of financial assets**

#### *Loan assets*

The Group follows a 'three-stage' model for impairment based on changes in credit quality since initial recognition as summarised below:

- Stage 1 includes loan assets that have not had a significant increase in credit risk since initial recognition or that have low credit risk at the reporting date.
- Stage 2 includes loan assets that have had a significant increase in credit risk since initial recognition but that do not have objective evidence of impairment.
- Stage 3 includes loan assets that have objective evidence of impairment at the reporting date.



## CONSOLIDATED NOTES TO ACCOUNTS

The Expected Credit Loss (ECL) is measured at 12-month ECL for Stage 1 loan assets and lifetime ECL for Stage 2 and Stage 3 loan assets. ECL is the product of the Probability of Default, Exposure at Default and Loss Given Default, defined as follows:

**Probability of Default (PD)** - The PD represents the likelihood of the borrower defaulting on its obligation either over next 12 months or over the remaining lifetime of the instrument.

**Loss Given Default (LGD)** – LGD represents the Company's expectation of loss given that a default occurs. LGD is expressed in percentage and it shows the proportion of the amount that will actually be lost post recoveries in case of a default.

**Exposure at Default (EAD)** – EAD represents the amounts, including the principal outstanding, interest accrued and outstanding Letters of Comfort that the Company expects to be owed at the time of default.

Forward-looking economic information is included in determining the 12-month and lifetime PD, EAD and LGD. The assumptions underlying the expected credit loss are monitored and reviewed on an ongoing basis.

### *Financial assets other than Loans*

In respect of its other financial assets, the Group assesses if the credit risk on those financial assets has increased significantly since initial recognition. If the credit risk has not increased significantly since initial recognition, the Group measures the loss allowance at an amount equal to 12-month expected credit losses, else at an amount equal to the lifetime expected credit losses.

To make that assessment, the Group compares the risk of a default occurring on the financial asset as at the balance sheet date with the risk of a default occurring on the financial asset as at the date of initial recognition. The Group also considers reasonable and supportable information, that is available without undue cost or effort, that is indicative of significant increases in credit risk since initial recognition. The Group assumes that the credit risk on a financial asset has not increased significantly since initial recognition if the financial asset is determined to have low credit risk at the balance sheet date.

### *Write-offs*

Financial assets are written off either partially or in their entirety only when the Group has stopped pursuing the recovery.

### 3.14 Assets/ Disposal Groups held for sale

Assets are classified as held for sale if their carrying amount will be recovered principally through sale transaction rather than through continuing use and a sale is considered highly probable. They are measured at lower of their carrying amount or fair value less cost to sell, except for assets such as deferred tax, assets arising from employee benefit, financial assets and contractual rights under insurance contracts, which are specifically exempted from this requirement.

Non-current assets are not depreciated or amortised while they are classified as held for sale. Non-current assets held for sale are presented separately from other assets in the balance sheet.

Where the Group is committed to a sale plan involving loss of control of an entity, it classifies investment in the entity (i.e. all the assets and liabilities of that entity) as held for sale.

### 3.15 Cash and cash equivalents

Cash and cash equivalents comprise cash on hand and demand deposits, together with other short-term, highly liquid investments (original maturity less than three months) that are readily convertible into known amounts of cash and which are subject to an insignificant risk of changes in value.

### 3.16 Dividend

Proposed dividends and interim dividends payable to the shareholders are recognized as changes in equity in the period in which they are approved by the shareholders' meeting and the Board of Directors respectively.

### 3.17 Material prior period errors

Material prior period errors are corrected retrospectively by restating the comparative amounts for the prior periods presented in which the error occurred. If the error occurred before the earliest period presented, the opening balances of assets, liabilities and equity for the earliest period presented, are restated.

### 3.18 Prepaid Expenses

A prepaid expense up to ₹1,00,000/- is recognized as expense upon initial recognition.

## CONSOLIDATED NOTES TO ACCOUNTS

### 3.19 Taxation

Tax expense recognized in profit or loss comprises the sum of deferred tax and current tax. It is recognized in Statement of Profit and Loss, except when it relates to an item that is recognised in OCI or directly in equity, in which case, the tax is also recognised in OCI or directly in equity.

Current tax is determined as the tax payable in respect of taxable income for the year, using tax rates enacted or substantively enacted and as applicable at the reporting date, and any adjustments to tax payable in respect of previous years.

Deferred tax is recognized on temporary differences between the carrying amounts of assets and liabilities in the consolidated financial statements and the corresponding tax bases used in the computation of taxable income.

Deferred tax assets and liabilities are calculated, without discounting, at tax rates that are expected to apply to their respective period of realization, provided those rates are enacted or substantively enacted by the end of the reporting period. Deferred tax assets and liabilities are offset if there is a legally enforceable right to offset current tax liabilities and assets, and they relate to income taxes levied by the same tax authority.

Deferred tax liability is recognized for all taxable temporary differences. A deferred tax asset is recognized for all deductible temporary differences to the extent that it is probable that future taxable profits will be available against which the deductible temporary difference can be utilized. Deferred tax assets are reviewed at each reporting date and are reduced to the extent that it is no longer probable that the related tax benefit will be realized.

Changes in deferred tax assets or liabilities are recognized as a component of tax income or expense in profit or loss, except where they relate to items that are recognized in other comprehensive income or directly in equity, in which case the related deferred tax is also recognized in other comprehensive income or equity, respectively.

Dividend Distribution Tax is recognized at the same time when the liability to pay a dividend is recognized.

### 3.20 Employee benefits

#### **Short-term employee benefits**

Short-term employee benefits including salaries, short term compensated absences (such as a paid annual leave) where the absences are expected to occur within twelve months after the end of the period in which the employees render the related service, profit sharing and bonuses payable within twelve months after the end of the period in which the employees render the related services and non-monetary benefits for current employees are estimated and measured on an undiscounted basis.

#### **Post-employment benefit plans are classified into defined benefits plans and defined contribution plans as under:**

##### *Defined contribution plan*

A defined contribution plan is a plan under which the Group pays fixed contributions in respect of the employees into a separate fund. The Group has no legal or constructive obligations to pay further contributions after its payment of the fixed contribution. The contributions made by the Group towards defined contribution plans are charged to the profit or loss in the period to which the contributions relate.

##### *Defined benefit plan*

The Group has an obligation towards gratuity, Post-Retirement Medical Facility (PRMF) and Other Defined Retirement Benefit (ODRB) which are being considered as defined benefit plans covering eligible employees. Under the defined benefit plans, the amount that an employee will receive on retirement is defined by reference to the employee's length of service, final salary, and other defined parameters. The legal obligation for any benefits remains with the Group, even if plan assets for funding the defined benefit plan have been set aside.

The Group's obligation towards defined benefit plans is determined using the projected unit credit method, with actuarial valuations being carried out at the end of each annual reporting period. The liability recognized in the statement of financial position for defined benefit plans is the present value of the Defined Benefit Obligation (DBO) at the reporting date less the fair value of plan assets. Management estimates the DBO annually with the assistance of independent actuaries.

Actuarial gains/losses resulting from re-measurements of the liability/asset are included in Other Comprehensive Income.

#### **Other long-term employee benefits:**

Liability in respect of compensated absences becoming due or expected to be availed more than one-year after the balance sheet date is estimated on the basis of actuarial valuation performed by an independent actuary using the projected unit credit method.

## CONSOLIDATED NOTES TO ACCOUNTS

Actuarial gains and losses arising from past experience and changes in actuarial assumptions are charged to statement of profit and loss in the period in which such gains or losses are determined.

### Loan to employees at concessional rate

Loans given to employees at concessional rate are initially recognized at fair value and subsequently measured at amortised cost. The difference between the initial fair value of such loans and transaction value is recognised as deferred employee cost, which is amortised on a straight-line basis over the expected remaining period of the Loan. In case of change in expected remaining period of the Loan, the unamortised deferred employee cost on the date of change is amortised over the updated expected remaining period of the loan on a prospective basis.

### 3.21 Provisions, Contingent Liabilities, and Contingent Assets

Provisions are recognized when the Group has a present legal or constructive obligation as a result of a past event; it is probable that an outflow of economic resources will be required from the Group and amounts can be estimated reliably. Timing or amount of the outflow may still be uncertain. Provisions are measured at the estimated expenditure required to settle the present obligation, based on the most reliable evidence available at the reporting date, including the risks and uncertainties associated with the present obligation. Provisions are discounted to their present values, where the time value of money is material.

A contingent liability is disclosed for:

- Possible obligations which will be confirmed only by future events not wholly within the control of the Group or
- Present obligations arising from past events where it is not probable that an outflow of resources will be required to settle the obligation or a reliable estimate of the amount of the obligation cannot be made.

In those cases, where the outflow of economic resources as a result of present obligations is considered improbable or remote, no liability is recognized or disclosure is made.

Any reimbursement that the Group can be virtually certain to collect from a third party concerning the obligation (such as from insurance) is recognized as a separate asset. However, this asset may not exceed the amount of the related provision.

Contingent assets are not recognized. However, when the inflow of economic benefits is probable, the related asset is disclosed.

### 3.22 Fair value measurement

The Group measures financial instruments, such as derivatives at fair value at each reporting date.

Fair value is the price that would be received to sell an asset or paid to transfer a liability in an orderly transaction between market participants at the measurement date. The fair value measurement is based on the presumption that the transaction to sell the asset or transfer the liability takes place either:

- In the principal market for the asset or liability, or
- In the absence of a principal market, in the most advantageous market for the asset or liability

The principal or the most advantageous market must be accessible by the Group.

The fair value of an asset or a liability is measured using the assumptions that market participants would use when pricing the asset or liability, including assumptions about risk, assuming that market participants act in their economic best interest. A fair value measurement of a non-financial asset takes into account a market participant's ability to generate economic benefits by using the asset in its highest and best use or by selling it to another market participant that would use the asset in its highest and best use.

The Group uses valuation techniques that are appropriate in the circumstances and for which sufficient data are available to measure fair value, maximizing the use of relevant observable inputs and minimizing the use of unobservable inputs.

All assets and liabilities for which fair value is measured or disclosed in the consolidated financial statements are categorized within the fair value hierarchy, described as follows, based on the lowest level input that is significant to the fair value measurement as a whole:

- Level 1 - Quoted (unadjusted) market prices in active markets for identical assets or liabilities
- Level 2 - Valuation techniques for which the lowest level input that is significant to the fair value measurement is directly or indirectly observable
- Level 3 - Valuation techniques for which the lowest level input that is significant to the fair value measurement is unobservable

For assets and liabilities that are recognized in the consolidated financial statements regularly, the Group determines whether transfers have occurred between levels in the hierarchy by re-assessing categorization (based on the lowest level input that is significant to the fair value measurement as a whole) at the end of each reporting period.

## CONSOLIDATED NOTES TO ACCOUNTS

### 3.23 Offsetting of financial instruments

Financial assets and financial liabilities are offset and the net amount is reported in the balance sheet if there is a currently enforceable legal right to offset the recognised amounts and there is an intention to settle on a net basis, to realise the assets and settle the liabilities simultaneously.

## 4. Implementation of New/ Modified Standards

### Ind AS 116 - Leases

Ind AS 116 supersedes Ind AS 17 and related interpretations. The standard sets out the principles for the recognition, measurement, presentation and disclosure of leases. Ind AS 116 introduces a single lessee accounting model and requires a lessee to recognize assets and liabilities for all leases with a term of more than 12 months, unless the underlying asset is of low value. The Standard also contains enhanced disclosure requirements for lessees.

With the date of initial application being 01st April 2019, the Group adopted Ind AS 116 using modified retrospective method of adoption using the modified retrospective approach, where right-to-use asset is measured equal to the lease liability, adjusted by the amount of any prepaid or accrued lease payments existed at the date of transition. Refer Note 51 for more details.

For accounting periods before the adoption of Ind AS 116, the Group classified a lease as a finance lease or operating lease, by applying judgement and evaluates whether it transfers substantially all the risks and rewards incidental to ownership of the lease asset. A lease classified as a finance lease resulted in recognition of asset with a corresponding finance lease obligation. In case of operating leases, rental payments were recognised as expense in year of payment.

### Ind AS 12 - Appendix C, Uncertainty over Income Tax Treatments:

The Appendix is to be applied while performing the determination of taxable profit (or loss), tax bases, unused tax losses, unused tax credits and tax rates, when there is uncertainty over income tax treatments under Ind AS 12. According to the appendix, companies need to determine the probability of the relevant tax authority accepting each tax treatment, or group of tax treatments, that the companies have used or plan to use in their income tax filing which has to be considered to compute the most likely amount or the expected value of the tax treatment when determining taxable profit (tax loss), tax bases, unused tax losses, unused tax credits and tax rates.

Upon adoption of the Appendix C to Ind AS 12, the Group considered whether it has any uncertain tax positions. The Group determined, based on its tax compliance, that it is probable that its tax treatments will be accepted by the taxation authorities. The Appendix did not have an impact on the consolidated financial statements of the Group.

### Amendment to Ind AS 12 – Income taxes

The amendments to the guidance in Ind AS 12, 'Income Taxes', is in connection with accounting for dividend distribution taxes. The amendment clarifies that an entity shall recognise the income tax consequences of dividends in profit or loss, other comprehensive income or equity according to where the entity originally recognised those past transactions or events.

Since, the Group's current practice is in line with these amendments, they had no impact on the consolidated financial statements of the Group.

### Amendment to Ind AS 19 – Plan amendment, curtailment or settlement

The amendments to Ind AS 19, 'Employee Benefits', is in connection with accounting for plan amendments, curtailments and settlements requiring an entity to use updated assumptions to determine current service cost and net interest for the remainder of the period after a plan amendment, curtailment or settlement; and to recognise in profit or loss as part of past service cost, or a gain or loss on settlement, any reduction in a surplus, even if that surplus was not previously recognised because of the impact of the asset ceiling.

The amendments had no impact on the consolidated financial statements of the Group as it did not have any plan amendments, curtailment or settlement during the year.

### 4.1 Adoption of Hedge Accounting

The Group has applied hedge accounting requirements in Ind AS 109 prospectively from 01st January 2020, wherein certain derivative contracts have been designated as hedging instruments in 'Cash flow hedge' relationships. These arrangements have been entered into to mitigate foreign currency exchange risk and interest rate risk arising from certain debt instruments denominated in foreign currency.

### 4.2 Standards issued but not yet effective

There are no new amendments issued by MCA which are effective for period w.e.f. 01st April 2020.

## CONSOLIDATED NOTES TO ACCOUNTS

### 5. Significant management judgment in applying accounting policies and estimation of uncertainty

The preparation of the Group's consolidated financial statements requires management to make judgments, estimates, and assumptions that affect the reported amounts of revenues, expenses, assets and liabilities, and the related disclosures. Actual results may differ from these estimates.

#### *Significant management judgments*

**Recognition of deferred tax assets/ liability** – The extent to which deferred tax assets can be recognized is based on an assessment of the probability of the future taxable income against which the deferred tax assets can be utilized. Further, the Management has no intention to make withdrawal from the Special Reserve created and maintained under section 36(1)(viii) of the Income tax Act, 1961 and thus, the special reserve created and maintained is not capable of being reversed. Hence, the Group does not create any deferred tax liability on the said reserve.

**Recognition of Deferred Tax Liability on Undistributed Reserves of Group Companies** – The applicable tax laws provide for tax deduction in respect of dividend income from equity investments, to the extent of dividend declared by the Company to its shareholders during the year. Considering the historical information and dividend distribution policy of the Company, the Company does not expect any tax liability on the undistributed reserves of the Group Companies, as and when such reserves are distributed. Hence, the Company does not create any deferred tax liability on undistributed reserves of Group Companies.

**Evaluation of indicators for impairment of assets** – The evaluation of the applicability of indicators of impairment of assets requires assessment of several external and internal factors which could result in deterioration of recoverable amount of the assets.

**Investment in SPVs** – Transmission projects are managed as per the mandate from Government of India and the Group does not have the practical ability to direct the relevant activities of these projects unilaterally. The Group therefore considers its investment in respective SPVs as associates having significant influence despite the Company holding 100% of their paid-up equity share capital.

**Non recognition of Interest Income on Credit Impaired Loans** - Interest income on credit-impaired loan assets is not being recognised as a matter of prudence, pending the outcome of resolutions of stressed assets.

#### *Significant estimates*

**Impact of Covid-19 Outbreak** - The extent to which the Covid-19 pandemic will impact the Group will depend on future developments, which are uncertain, including, among other things, any new information concerning the severity of the Covid-19 pandemic and any further action by the Govt. or the Group to contain its spread or mitigate its impact.

**Useful lives of depreciable/amortizable assets** – Management reviews its estimate of the useful lives of depreciable/ amortizable assets at each reporting date, based on the expected utility of the assets. Uncertainties in these estimates relate to technical and economic obsolescence that may change the utility of assets.

**Defined benefit obligation (DBO)** – Management's estimate of the DBO is based on a number of underlying assumptions such as standard rates of inflation, mortality, discount rate and anticipation of future salary increases. Variation in these assumptions may significantly impact the DBO amount and the annual defined benefit expenses.

**Fair value measurements** – Management applies valuation techniques to determine the fair value of financial instruments (where active market quotes are not available). This involves developing estimates and assumptions consistent with how market participants would price the instrument. In estimating the fair value of an asset or a liability, the Group uses market-observable data to the extent it is available. In case of non-availability of market-observable data, Level 2 & Level 3 hierarchy is used for fair valuation.

**Income Taxes** – Significant estimates are involved in determining the provision for income taxes, including amount expected to be paid/recovered for uncertain tax positions and also in respect of expected future profitability to assess deferred tax asset.

**Expected Credit Loss ('ECL')** – The measurement of an expected credit loss allowance for financial assets measured at amortized cost requires the use of complex models and significant assumptions about future economic conditions and credit behaviour (e.g., likelihood of customers defaulting and resulting losses). The Group makes significant judgments about the following while assessing expected credit loss to estimate ECL:

- Determining criteria for a significant increase in credit risk;
- Establishing the number and relative weightings of forward-looking scenarios for each type of product/ market and the associated ECL; and
- Establishing groups of similar financial assets to measure ECL.
- Estimating the probability of default and loss given default (estimates of recoverable amounts in case of default)

## CONSOLIDATED NOTES TO ACCOUNTS

### 6. Cash and Cash Equivalents

(₹ in Crores)

Particulars	As at 31-03-20	As at 31-03-19
- Balances with Banks	1,195.40	343.60
- Cash on Hand (including postage & imprest)	0.06	0.01
<i>Sub-total</i>	<b>1,195.46</b>	<b>343.61</b>
- Term Deposits & Other Cash Equivalents		
- Deposits with original maturity less than 3 months	522.25	38.38
<i>Sub-total</i>	522.25	38.38
<b>Total (Cash &amp; Cash Equivalents)</b>	<b>1,717.71</b>	<b>381.99</b>

### 7. Other Bank Balances

(₹ in Crores)

Particulars	As at 31-03-20	As at 31-03-19
- Earmarked Balances with Banks		
- For unpaid dividends	4.75	4.15
- For govt. funds for onward disbursement as grant	1,817.72	988.31
- Earmarked Term Deposits		
- For govt. funds for further disbursement	32.98	2.15
- Deposits in Compliance of Court Order	0.53	2.47
- Balances with banks not available for use pending allotment of securities	400.19	722.04
-Other Term deposits	1.28	13.96
<b>Total (Other Bank Balances)</b>	<b>2,257.45</b>	<b>1,733.08</b>

- Term Deposits with remaining maturity more than 3 months but less than 12 months	33.90	13.10
- Term Deposits with original maturity more than 12 months	-	-
- Term Deposits held against margin money for more than 12 months	0.37	0.86

7.1 There are no repatriation restrictions with respect to Cash & Cash equivalents and Other bank balances as at 31<sup>st</sup> March 2020 (Previous year Nil).

### 8. Trade Receivables

(₹ in Crores)

Particulars	As at 31-03-20	As at 31-03-19
(A) Unsecured, Considered good	87.92	117.03
Less: Allowance for Expected Credit Loss	(13.66)	(9.75)
	<b>74.26</b>	<b>107.28</b>
(B) Trade receivables which have significant increase in credit risk	52.01	34.89
Less: Allowance for Expected Credit Loss	(15.55)	(4.45)
	<b>36.46</b>	<b>30.44</b>
(C) Credit impaired receivables	33.60	23.83
Less: Allowance for Expected Credit Loss	(33.60)	(23.83)
	-	-
<b>Total Trade Receivables (A+B+C)</b>	<b>110.72</b>	<b>137.72</b>



## CONSOLIDATED NOTES TO ACCOUNTS

### 9. Derivative Financial Instruments

The Company enters into derivatives for hedging foreign exchange risks and interest rate risks. Derivatives held for risk management purposes include hedges that are either designated as effective hedges under the hedge accounting requirements or hedges that are economic hedges. The table below shows the fair values of derivative financial instruments recorded as assets or liabilities together with their notional amounts.

Refer Note 50 for Risk Management Disclosures in respect of the derivatives.

#### Part I

(₹ in Crores)

Particulars	As at 31-03-20			As at 31-03-19		
	Notional Amounts	Fair Value - Assets	Fair Value - Liabilities	Notional Amounts	Fair Value - Assets	Fair Value - Liabilities
<b>(i) Currency Derivatives</b>						
- Spot and forwards	565.39	27.62	-	518.78	-	10.26
- Currency swaps	3,094.32	432.94	-	5,701.69	419.05	0.41
- Others						
- Call Spread	6,068.56	504.12	-	3,839.01	129.43	-
- Seagull Options	22,321.22	2,212.46	-	14,306.98	1,093.63	18.57
<b>Sub-total (i)</b>	<b>32,049.49</b>	<b>3,177.14</b>	<b>-</b>	<b>24,366.46</b>	<b>1,642.11</b>	<b>29.24</b>
<b>(ii) Interest Rate Derivatives</b>						
- Forward Rate Agreements and Interest Rate Swaps	29,056.52	141.71	586.06	21,436.70	160.47	130.16
<b>Sub-total (ii)</b>	<b>29,056.52</b>	<b>141.71</b>	<b>586.06</b>	<b>21,436.70</b>	<b>160.47</b>	<b>130.16</b>
<b>(iii) Other derivatives</b>						
- Reverse cross currency swaps	4,347.00	-	739.67	-	-	-
<b>Total - Derivative Financial Instruments (i + ii+iii)</b>	<b>65,453.01</b>	<b>3,318.85</b>	<b>1,325.73</b>	<b>45,803.16</b>	<b>1,802.58</b>	<b>159.40</b>

#### Part II

Included in Part I are derivatives held for hedging and risk management purposes as below (Refere Note 4.1):

(₹ in Crores)

Particulars	As at 31-03-20			As at 31-03-19		
	Notional Amounts	Fair Value - Assets	Fair Value - Liabilities	Notional Amounts	Fair Value - Assets	Fair Value - Liabilities
<b>(i) Cash Flow Hedging</b>						
<b>- Currency Derivatives</b>						
- Currency Swaps	8,638.68	2.32	303.14	-	-	-
- Others						
- Call Spread	1,884.65	97.16	-			
- Seagull Options	11,348.70	1,662.20	-			
<b>- Interest Rate Derivatives</b>						
- Forward Rate Agreements and Interest Rate Swaps	9,498.62	5.24	134.45	-	-	-
<b>Sub-total (i)</b>	<b>31,370.65</b>	<b>1,766.92</b>	<b>437.59</b>	<b>-</b>	<b>-</b>	<b>-</b>
<b>(ii) Undesignated Derivatives</b>	<b>34,082.36</b>	<b>1,551.93</b>	<b>888.14</b>	<b>45,803.16</b>	<b>1,802.58</b>	<b>159.40</b>
<b>Total - Derivative Financial Instruments</b>	<b>65,453.01</b>	<b>3,318.85</b>	<b>1,325.73</b>	<b>45,803.16</b>	<b>1,802.58</b>	<b>159.40</b>

Derivative financial instruments are measured at fair value at each reporting date. The changes in the fair value of derivatives designated as hedging instruments in effective cash flow hedges are recognised in OCI. For undesignated derivatives, the changes in the fair value are recognised in the Statement of Profit & Loss.

## CONSOLIDATED NOTES TO ACCOUNTS

### 10. Loans

The Company has categorised all loans at Amortised Cost in accordance with the requirements of Ind AS 109.

(₹ in Crores)

Particulars	As at 31-03-20		As at 31-03-19	
	Principal O/s	Amortised Cost	Principal O/s	Amortised Cost
<b>(A) Loans</b>				
(i) Term Loans	321,526.76	323,177.53	279,021.68	279,748.67
(ii) Working Capital Loans	897.92	902.01	2,188.00	2,200.18
<b>Total (A) - Gross Loans</b>	<b>322,424.68</b>	<b>324,079.54</b>	<b>281,209.68</b>	<b>281,948.85</b>
Less: Impairment loss allowance	(11,996.04)	(11,996.04)	(11,497.93)	(11,497.93)
<b>Total (A) - Net Loans</b>	<b>310,428.64</b>	<b>312,083.50</b>	<b>269,711.75</b>	<b>270,450.92</b>
<b>(B) Security Details</b>				
(i) Secured by tangible assets	244,034.67	245,113.22	216,394.62	206,845.46
(ii) Secured by intangible assets	-	-	-	-
(iii) Covered by Bank/ Govt. Guarantees	58,166.76	58,684.29	42,575.45	52,751.86
(iv) Unsecured	20,223.25	20,282.03	22,239.61	22,351.53
<b>Total (B) - Gross Loans</b>	<b>322,424.68</b>	<b>324,079.54</b>	<b>281,209.68</b>	<b>281,948.85</b>
Less: Impairment loss allowance	(11,996.04)	(11,996.04)	(11,497.93)	(11,497.93)
<b>Total (B) - Net Loans</b>	<b>310,428.64</b>	<b>312,083.50</b>	<b>269,711.75</b>	<b>270,450.92</b>
<b>(C) (I) Loans in India</b>				
(i) Public Sector	284,644.05	286,210.40	247,719.13	248,463.55
(ii) Private Sector	37,780.63	37,869.14	33,490.55	33,485.30
<b>Total (C)(I) - Gross Loans</b>	<b>322,424.68</b>	<b>324,079.54</b>	<b>281,209.68</b>	<b>281,948.85</b>
Less: Impairment loss allowance	(11,996.04)	(11,996.04)	(11,497.93)	(11,497.93)
<b>Total (C)(I) - Net Loans</b>	<b>310,428.64</b>	<b>312,083.50</b>	<b>269,711.75</b>	<b>270,450.92</b>
<b>(C)(II) Loans outside India</b>				
(i) Public Sector	-	-	-	-
(ii) Private Sector	-	-	-	-
<b>Total (C)(II) - Gross Loans</b>	<b>-</b>	<b>-</b>	<b>-</b>	<b>-</b>
Less: Impairment loss allowance	-	-	-	-
<b>Total (C)(II) - Net Loans</b>	<b>-</b>	<b>-</b>	<b>-</b>	<b>-</b>
<b>Total (C)(I) and (C)(II)</b>	<b>310,428.64</b>	<b>312,083.50</b>	<b>269,711.75</b>	<b>270,450.92</b>

#### 10.1 Reconciliation between the figures reported under Ind-AS and contractual amounts outstanding in respect of Loans:

(₹ in Crores)

Particulars	As at 31-03-20	As at 31-03-19
<b>Net Loans</b>	<b>312,083.50</b>	<b>270,450.92</b>
Less: Interest accrued and due on Loans classified under the same head as per Ind-AS	(1,351.75)	(445.05)
Less: Interest accrued and not due on Loans classified under the same head as per Ind-AS	(382.63)	(341.01)
Add: Allowance for Expected Credit Loss netted off as per Ind-AS	11,996.04	11,497.93
Add: Ind-AS Adjustments in respect of fees based income at Effective Interest Rate (EIR)	79.52	46.89
<b>Gross Loans</b>	<b>322,424.68</b>	<b>281,209.68</b>



## CONSOLIDATED NOTES TO ACCOUNTS

### 10.2 Movement of Impairment Loss Allowance in respect of Loans:

(₹ in Crores)

Particulars	As at 31-03-20	As at 31-03-19
<b>Opening Balance</b>	<b>11,497.93</b>	<b>11,275.45</b>
Add: Impairment loss allowance provided during the year (Refer Note 37)	876.52	222.48
Less: Allowance utilised towards write-off of loans	(378.41)	-
<b>Closing Balance</b>	<b>11,996.04</b>	<b>11,497.93</b>

**10.3** In terms of the settlement under Insolvency and Bankruptcy Code (IBC) proceedings/ One Time Settlement (OTS), the Company has written off loans amounting to ₹378.41 crores (Previous year Nil). The details of write-offs for the current year are as below:

- Pursuant to the approval of Resolution Plan passed by the Hon'ble National Company Law Tribunal (NCLT), Hyderabad Bench dated 26<sup>th</sup> July, 2019 in respect of Lanco Teesta Hydro Power Ltd, the Company has written off the loan amount of ₹112.67 crore (net of recoveries of ₹124.12 crore) and equity investment of ₹102 crore (10.20 crore equity shares of ₹10 each) upon extinguishment of such equity shares as per the Order.
- Pursuant to the One Time Settlement arrangement executed on 23<sup>rd</sup> December 2019 in respect of Rattan India Power Ltd, the Company has written-off an amount of ₹265.74 crores after appropriating the recoveries of ₹478.09 crores (Cash ₹405.90 crore, Equity Shares ₹17.59 crore, Redeemable Preference Shares ₹22.18 crore and Optionally convertible cumulative Redeemable Preference Shares ₹32.42 crore). The instruments received under Settlement have been classified under the head 'Investments' (Note No. 11).

**10.4** The Company obtains balance confirmation from the borrowers for the balance standing as on the Balance Sheet date. The summary of the balance confirmations received from the borrowers is as under:

(₹ in Crores)

Particulars	As at 31-03-20		As at 31-03-19	
	%	Amount	%	Amount
Gross Loan Book of the Company		322,424.68		281,209.68
Loan Assets for which balance confirmations have been received from borrowers	88%	285,183.96	89%	249,046.78
Loan Assets for which balance confirmations is yet to be received from borrowers	12%	37,240.72	11%	32,162.90
<i>of which,</i>				
<i>Loans secured by tangible assets</i>	67%	25,015.01	72%	23,286.95
<i>Loans covered by Government Guarantee/ Loans to Government</i>	21%	7,685.39	25%	7,938.71
<i>Unsecured loans</i>	12%	4,540.32	3%	937.24

## 11. Investments

### (A) Investments

(₹ in Crores)

As at 31 <sup>st</sup> March 2020	Amortised Cost	At fair value				Total
		Through Other Comprehensive Income	Through profit or loss	Designated at fair value through profit or loss	Sub-total	
	(1)	(2)	(3)	(4)	(5=2+3+4)	(6=1+5)
<b>Debt Securities</b>						
11.15% Perpetual Bonds of Indian Bank (5,000 Bonds of ₹ 0.10 Crores each)	-	-	500.31	-	500.31	500.31
11.25% Perpetual Bonds of Bank of Baroda (5,000 Bonds of ₹ 0.10 Crores each)	-	-	500.00	-	500.00	500.00
11.25% Perpetual Bonds of Syndicate Bank* (5,000 Bonds of ₹ 0.10 Crores each)	-	-	500.31	-	500.31	500.31

## CONSOLIDATED NOTES TO ACCOUNTS

(₹ in Crores)

As at 31 <sup>st</sup> March 2020	Amortised Cost	At fair value				Total
		Through Other Comprehensive Income	Through profit or loss	Designated at fair value through profit or loss	Sub-total	
		(1)	(2)	(3)	(4)	
7.39% Tax Free 15 years Secured Redeemable Non Convertible Bonds of Housing and Urban Development Corporation(HUDCO) (86,798 Bonds of ₹ 1,000 each)	8.81	-	-	-	-	8.81
7.35% Tax Free 15 years Secured Redeemable Non Convertible Bonds of National Highway Authority of India Ltd. (NHA) (42,855 Bonds of ₹ 1,000 each)	4.60	-	-	-	-	4.60
7.39% Tax Free 15 years Secured Redeemable Non Convertible Bonds of National Highway Authority of India Ltd. (NHA) (35,463 Bonds of ₹ 1,000 each)	3.67	-	-	-	-	3.67
7.49% Tax Free 15 years Secured Redeemable Non Convertible Bonds of Indian Renewable Energy Development Agency (IREDA) (61,308 Bonds of ₹ 1,000 each)	6.22	-	-	-	-	6.22
7.35% Tax Free 15 years Secured Redeemable Non Convertible Bonds of Indian Railway Finance Corporation (IRFC) (22,338 Bonds of ₹ 1,000 each)	2.31	-	-	-	-	2.31
7.35% Tax Free 15 years Secured Redeemable Non Convertible Bonds of National Bank for Agriculture and Rural Development (NABARD) (14,028 Bonds of ₹ 1,000 each)	1.40	-	-	-	-	1.40
8.76% Tax Free 20 years Secured Redeemable Bonds of Housing and Urban Development Corporation (HUDCO) (50,000 Bonds of ₹ 1,000 each)	5.09	-	-	-	-	5.09
<b>Sub-total - Debt Securities</b>	<b>32.10</b>	<b>-</b>	<b>1,500.62</b>	<b>-</b>	<b>1,500.62</b>	<b>1,532.72</b>
<b>Equity Instruments</b>						
- NHPC Ltd. (17,53,02,206 Equity shares of ₹ 10 each)	-	349.73	-	-	349.73	349.73
- Indian Energy Exchange Ltd. (1,22,71,211 Equity shares of ₹ 1 each)	-	157.01	-	-	157.01	157.01
- HUDCO Ltd. (3,47,429 Equity shares of ₹ 10 each)	-	0.69	-	-	0.69	0.69
- Universal Commodity Exchange Ltd. (1,60,00,000 Equity shares of ₹ 10 each)	-	-	-	-	-	-
- Rattan India Power Ltd. (9,25,68,105 Equity shares of ₹ 10 each)	-	-	12.50	-	12.50	12.50
<b>Sub-total - Equity Instruments</b>	<b>-</b>	<b>507.43</b>	<b>12.50</b>	<b>-</b>	<b>519.93</b>	<b>519.93</b>
<b>Investment in Preference Securities</b>						
- Rattan India Power Ltd. (2,87,20,978 redeemable preference shares of ₹ 10 each)	22.93	-	-	-	-	22.93
- Rattan India Power Ltd. (4,33,03,616 optionally convertible cumulative redeemable preference shares of ₹ 10 each)	-	-	45.41	-	45.41	45.41
<b>Sub-total - Preference Shares</b>	<b>22.93</b>	<b>-</b>	<b>45.41</b>	<b>-</b>	<b>45.41</b>	<b>68.34</b>

## CONSOLIDATED NOTES TO ACCOUNTS

(₹ in Crores)

As at 31 <sup>st</sup> March 2020	Amortised Cost	At fair value				Total
		Through Other Comprehensive Income	Through profit or loss	Designated at fair value through profit or loss	Sub-total	
		(1)	(2)	(3)	(4)	
<b>Others</b>						
- Units of 'Small is Beautiful' Venture Capital Fund (61,52,200 units of ₹ 10 each)	-	6.12	-	-	6.12	6.12
<b>Sub-total - Others</b>	-	<b>6.12</b>	-	-	<b>6.12</b>	<b>6.12</b>
(i) Investments outside India	-	-	-	-	-	-
(ii) Investments in India	55.03	513.55	1,558.53	-	2,072.08	2,127.11
<b>Total (B)</b>	<b>55.03</b>	<b>513.55</b>	<b>1,558.53</b>	-	<b>2,072.08</b>	<b>2,127.11</b>
Less: Impairment loss allowance (C)	-	-	-	-	-	-
<b>Total - Net (D=A-C)</b>	<b>55.03</b>	<b>513.55</b>	<b>1,558.53</b>	-	<b>2,072.08</b>	<b>2,127.11</b>

\*Refer note 21.2.(ii) regarding amalgamation of public sector banks

(₹ in Crores)

As at 31 <sup>st</sup> March 2019	Amortised Cost	At fair value				Total
		Through Other Comprehensive Income	Through profit or loss	Designated at fair value through profit or loss	Sub-total	
		(1)	(2)	(3)	(4)	
<b>Government Securities</b>					-	-
- Govt. of MP Power Bonds - II (1 Bond of ₹ 47.16 Crores)	47.16	-	-	-	-	47.16
<b>Sub-total - Government Securities</b>	<b>47.16</b>	-	-	-	-	<b>47.16</b>
<b>Debt Securities</b>						
- Perpetual Bonds of Indian Bank (5,000 Bonds of ₹ 0.10 Crores each)	-	-	500.31	-	500.31	500.31
11.25% Perpetual Bonds of Bank of Baroda (5,000 Bonds of ₹ 0.10 Crores each)	-	-	556.25	-	556.25	556.25
- Perpetual Bonds of Syndicate Bank (5,000 Bonds of ₹ 0.10 Crores each)	-	-	500.31	-	500.31	500.31
7.39% Tax Free 15 years Secured Redeemable Non Convertible Bonds of Housing and Urban Development Corporation(HUDCO) (86,798 Bonds of ₹ 1,000 each)	8.81	-	-	-	-	8.81
7.35% Tax Free 15 years Secured Redeemable Non Convertible Bonds of National Highway Authority of India Ltd. (NHAI) (42,855 Bonds of ₹ 1,000 each)	4.60	-	-	-	-	4.60
7.39% Tax Free 15 years Secured Redeemable Non Convertible Bonds of National Highway Authority of India Ltd. (NHAI) (35,463 Bonds of ₹ 1,000 each)	3.68	-	-	-	-	3.68
7.49% Tax Free 15 years Secured Redeemable Non Convertible Bonds of Indian Renewable Energy Development Agency (IREDA) (61,308 Bonds of ₹ 1,000 each)	6.22	-	-	-	-	6.22

## CONSOLIDATED NOTES TO ACCOUNTS

(₹ in Crores)

As at 31 <sup>st</sup> March 2019	Amortised Cost	At fair value				Total
		Through Other Comprehensive Income	Through profit or loss	Designated at fair value through profit or loss	Sub-total	
	(1)	(2)	(3)	(4)	(5=2+3+4)	(6=1+5)
7.35% Tax Free 15 years Secured Redeemable Non Convertible Bonds of Indian Railway Finance Corporation (IRFC) (22,338 Bonds of ₹ 1,000 each)	2.31	-	-	-	-	2.31
7.35% Tax Free 15 years Secured Redeemable Non Convertible Bonds of National Bank for Agriculture and Rural Development (NABARD) (14,028 Bonds of ₹ 1,000 each)	1.40	-	-	-	-	1.40
8.76% Tax Free 20 years Secured Redeemable Bonds of Housing and Urban Development Corporation (HUDCO) (50,000 Bonds of ₹ 1,000 each)	5.09	-	-	-	-	5.09
<b>Sub-total - Debt Securities</b>	<b>32.11</b>	<b>-</b>	<b>1,556.87</b>	<b>-</b>	<b>1,556.87</b>	<b>1,588.98</b>
<b>Equity Instruments</b>						
- NHPC Ltd. (18,40,11,865 Equity shares of ₹ 10 each)	-	433.00	-	-	433.00	433.00
- Indian Energy Exchange Ltd. (1,25,00,000 Equity shares of ₹ 1 each)	-	206.25	-	-	206.25	206.25
- HUDCO Ltd. (3,47,429 Equity shares of ₹ 10 each)	-	1.56	-	-	1.56	1.56
- Universal Commodity Exchange Ltd. (1,60,00,000 Equity shares of ₹ 10 each)	-	-	-	-	-	-
<b>Sub-total - Equity Instruments</b>	<b>-</b>	<b>640.81</b>	<b>-</b>	<b>-</b>	<b>640.81</b>	<b>640.81</b>
<b>Others</b>						
- Units of 'Small is Beautiful' Fund (61,52,200 units of ₹ 10 each)	-	6.18	-	-	6.18	6.18
<b>Sub-total - Others</b>	<b>-</b>	<b>6.18</b>	<b>-</b>	<b>-</b>	<b>6.18</b>	<b>6.18</b>
<b>Total - Gross (A)</b>	<b>79.27</b>	<b>646.99</b>	<b>1,556.87</b>	<b>-</b>	<b>2,203.86</b>	<b>2,283.13</b>
(i) Investments outside India	-	-	-	-	-	-
(ii) Investments in India	79.27	646.99	1,556.87	-	2,203.86	2,283.13
<b>Total (B)</b>	<b>79.27</b>	<b>646.99</b>	<b>1,556.87</b>	<b>-</b>	<b>2,203.86</b>	<b>2,283.13</b>
Less: Impairment loss allowance (C)	-	-	-	-	-	-
<b>Total - Net (D=A-C)</b>	<b>79.27</b>	<b>646.99</b>	<b>1,556.87</b>	<b>-</b>	<b>2,203.86</b>	<b>2,283.13</b>

### (B) Investments accounted for using equity method

(₹ in Crores)

Particulars	As at 31.03.2020	As at 31.03.2019
<b>Investment in Joint Ventures</b>		
- Energy Efficiency Services Ltd. (21,81,00,000 Equity shares of ₹ 10 each)	258.47	179.63
<b>Total</b>	<b>258.47</b>	<b>179.63</b>

Under the Right Issue Offer of Energy Efficiency Services Limited (EESL), the Company has been allotted 7,16,00,000 shares of Energy Efficiency Services Limited (EESL) for a consideration of ₹71.60 crores on 8<sup>th</sup> June 2019. As at 31<sup>st</sup> March, 2020, the shareholding of the company in EESL stands at 22.18% as against 21.70% as at 31<sup>st</sup> March, 2019.

## CONSOLIDATED NOTES TO ACCOUNTS

11.1 Pursuant to the One Time Settlement arrangement executed on 23<sup>rd</sup> December 2019 in respect of RattanIndia Power Ltd, the Company has been allotted 9,25,68,105 no of equity shares, 2,87,20,978 no of redeemable preference shares and 4,33,03,616 no. of optionally convertible cumulative redeemable preference shares. Refer note 10.3 for further details.

11.2 The Company has elected an irrevocable option to designate some of the equity instruments at FVOCI (Fair Value through Other Comprehensive Income). The Company's main operation is to provide financial assistance to power sector. Thus, in order to isolate Standalone Statement of Profit & Loss from price fluctuations of these instruments, management believes that this provides a more meaningful presentation, rather than classifying them at FVTPL (Fair Value through Profit & Loss).

### Details of FVOCI investments derecognised during the year

(₹ in Crores)

Name of the company	FY 2019-20			FY 2018-19		
	No. of shares derecognised	Fair Value as on de-recognition	Cumulative Gain/ loss on de-recognition	No. of shares derecognised	Fair Value as on de-recognition	Cumulative Gain/ loss on de-recognition
Indian Energy Exchange Limited	228,789.0	4.23	4.21	-	-	-
Lanco Teesta Hydro Power Limited	102,000,000.0	-	(102.00)	-	-	-
NHPC Limited	-	-	-	8,709,659.00	24.39	5.42

Under the Buy Back Offer of Indian Energy Exchange Limited, The Company has sold and consequently derecognised 2,28,789 shares for a consideration of ₹4.23 crores on 10<sup>th</sup> April 2019. The shares had been offered to be bought back at a price higher than the prevailing market price and the Company considered it as an opportunity to sell a large lot of equity shares through this mode, instead of selling the shares in open market at lower prices.

Pursuant to the approval of Resolution Plan passed by the Hon'ble National Company Law Tribunal (NCLT), Hyderabad Bench dated 26<sup>th</sup> July, 2019 in respect of Lanco Teesta Hydro Power Ltd, the Company has written off the equity investment of ₹102 crore (10.20 crore equity shares of ₹10 each) upon extinguishment of such equity shares as per the order.

Subsequent to the derecognition of the investments on account of actual sale of the equity shares, the Company has transferred the cumulative gain or loss net of tax impact on such shares from other comprehensive income to retained earnings during the period.

### 12. Other financial assets

The Company has categorised all the components under 'Other Financial Assets' at Amortised Cost in accordance with the requirements of Ind AS 109.

(₹ in Crores)

Particulars	As at 31-03-20	As at 31-03-19
<b>(A) Loans to Employees (Refer Note 12.1)</b>	34.61	28.80
<b>(B) Advances to Employees</b>	0.30	0.32
<b>(C) Security Deposits</b>	1.88	1.76
<b>(D) Recoverable from Govt. of India</b>		
- Towards Gov Fully Serviced Bonds (Refer Note 23.5)	21,931.30	18,131.11
- Agency Charges on Govt. Schemes	50.64	159.61
- Reimbursement of Expenses on Govt. Schemes	48.17	0.91
<b>Total - Recoverable from Govt. of India</b>	<b>22,030.11</b>	<b>18,291.63</b>
<b>(E) Recoverable from State Electricity Boards/ Others</b>	5.20	14.12
<b>(F) Other Amounts Recoverable</b>	37.23	39.40
Less: Impairment loss allowance (Refer Note 12.2)	(30.85)	(26.69)
<b>Other Amounts Recoverable (Net)</b>	<b>6.38</b>	<b>12.71</b>
<b>(G) Other Financial Assets</b>	21.19	14.65
<b>Total (A to G)</b>	<b>22,099.67</b>	<b>18,363.99</b>

## CONSOLIDATED NOTES TO ACCOUNTS

### 12.1 Details of Loans to Employees

The Company has categorised all loans to employees at Amortised Cost in accordance with the requirements of Ind AS 109.

(₹ in Crores)

Particulars	As at 31-03-20	As at 31-03-19
<b>(A) Secured Loans</b>		
- To employees Other than Key Managerial Personnel	7.29	3.74
<b>Sub-total (A)</b>	<b>7.29</b>	<b>3.74</b>
<b>(B) Unsecured Loans</b>		
- To Key Managerial Personnel	0.33	0.46
- To Others	26.99	24.60
<b>Sub-total (B)</b>	<b>27.32</b>	<b>25.06</b>
<b>Total (A+B)</b>	<b>34.61</b>	<b>28.80</b>

The figures above include interest accrued on such loans amounting to ₹ 6.59 crores (Previous year ₹ 5.72 crores).

### 12.2 Movement of impairment loss allowance on other financial assets

(₹ in Crores)

Particulars	As at 31-03-20	As at 31-03-19
Opening balance	26.69	12.27
Add: Created during the year	5.78	14.42
Less: Reversed/ Adjusted during the year	(1.62)	-
<b>Closing balance</b>	<b>30.85</b>	<b>26.69</b>

### 13. Current tax assets (net)

(₹ in Crores)

Particulars	As at 31-03-20	As at 31-03-19
<b>Advance Income-tax &amp; TDS</b>	1,889.71	2,056.31
Less; Provision for Income Tax	(1,613.59)	(1,850.05)
<b>Sub-Total (1)</b>	<b>276.12</b>	<b>206.26</b>
Tax Deposited on income tax demands under contest	201.11	92.12
Provision for income tax for demand under contest	(67.29)	(5.21)
<b>Sub-Total (2)</b>	<b>133.82</b>	<b>86.91</b>
<b>Current tax assets (Net)</b>	<b>409.94</b>	<b>293.17</b>

### 14. Deferred tax assets (net)

(₹ in Crores)

Particulars	As at 31-03-20	As at 31-03-19
<b>Deferred Tax Assets (Net)</b>	<b>2,050.57</b>	<b>2,305.93</b>

#### 14.1 Significant components of net deferred tax assets and liabilities for the year ended 31<sup>st</sup> March 2020 are as follows

(₹ in Crores)

Particulars	Opening balance	Recognised in Profit or Loss	Recognised in OCI	Others	Closing balance
<b>Deferred Tax Assets</b>					
Expected Credit Loss	2,977.79	(686.06)	-	-	2,291.73
Provision for Earned Leave	4.19	(0.06)	-	-	4.13
Provision for Medical Leave	7.57	(2.06)	-	-	5.51
Provision for Other Expenses	-	-	-	-	-

## CONSOLIDATED NOTES TO ACCOUNTS

(₹ in Crores)

Particulars	Opening balance	Recognised in Profit or Loss	Recognised in OCI	Others	Closing balance
FVOCI Investments	(0.78)	(1.61)	12.39	-	10.00
Fair Valuation of Derivatives	(12.04)	306.79	144.90	-	439.65
Right of Use asset (Net of lease liability)	-	0.04	-	-	0.04
<b>Total Deferred Tax Assets</b>	<b>2,976.73</b>	<b>(382.96)</b>	<b>157.29</b>	<b>-</b>	<b>2,751.06</b>
<b>Deferred Tax Liabilities</b>					
Due to different tax base of Property, Plant & Equipment	2.82	(1.30)	-	-	1.52
Unamortised Foreign Currency Exchange Fluctuations	267.26	181.69	-	-	448.95
Financial assets and liabilities measured at amortised cost	336.89	(99.44)	-	-	237.45
Share of undistributed profit of subsidiaries consolidated	56.35	(56.35)	-	-	-
Share of undistributed profit of JV accounted for using equity method	7.48	(7.48)	-	-	-
Others	-	12.57	-	-	12.57
<b>Total Deferred Tax Liabilities</b>	<b>670.80</b>	<b>29.69</b>	<b>-</b>	<b>-</b>	<b>700.49</b>
<b>Total Deferred Tax Assets (Net)</b>	<b>2,305.93</b>	<b>(412.65)</b>	<b>157.29</b>	<b>-</b>	<b>2,050.57</b>

Significant components of net deferred tax assets and liabilities for the year ended 31<sup>st</sup> March 2019 are as follows

(₹ in Crores)

Particulars	Opening balance	Recognised in Profit or Loss	Recognised in OCI	Others	Closing balance
<b>Deferred Tax Assets</b>					
Expected Credit Loss	2,992.06	(14.27)	-	-	2,977.79
Provision for Earned Leave and Loyalty bonus	3.62	0.57	-	-	4.19
Provision for Medical Leave	6.91	0.66	-	-	7.57
<b>Total Deferred Tax Assets</b>	<b>3,002.59</b>	<b>(13.04)</b>	<b>-</b>	<b>-</b>	<b>2,989.55</b>
<b>Deferred Tax Liabilities</b>					
Due to different tax base of Property, Plant & Equipment	2.98	(0.16)	-	-	2.82
Unamortised Foreign Currency Exchange Fluctuations	30.15	237.11	-	-	267.26
Fair Valuation of Derivatives	(9.27)	21.31	-	-	12.04
Financial assets and liabilities measured at amortised cost	61.88	275.01	-	-	336.89
FVOCI Investments	0.10	-	0.68	-	0.78
Share of undistributed profit of subsidiaries consolidated	68.38	(12.03)	-	-	56.35
Share of undistributed profit of JV accounted for using equity method	5.94	1.54	-	-	7.48
<b>Total Deferred Tax Liabilities</b>	<b>160.16</b>	<b>522.78</b>	<b>0.68</b>	<b>-</b>	<b>683.62</b>
<b>Total Deferred Tax Assets (Net)</b>	<b>2,842.43</b>	<b>(535.82)</b>	<b>(0.68)</b>	<b>-</b>	<b>2,305.93</b>

## CONSOLIDATED NOTES TO ACCOUNTS

### 15. Investment Property

(₹ in Crores)

Particulars	Opening Balance	Additions during the year	Sales/ adjustment during the year	Closing Balance
FY 2019-20	0.01	-	-	0.01
FY 2018-19	0.01	-	-	0.01

**15.1** The company has classified the land held for undeterminable future use as investment property and is not earning any rental income on it.

**15.2** Fair value of investment property:

(₹ in Crores)

Particulars	As at 31-03-20	As at 31-03-19
Carrying Value	0.01	0.01
Fair Value	0.61	0.61

The Company obtains independent valuations for its investment properties at least annually. The best evidence of fair value is current prices in an active market for similar properties. Where such information is not available, the Company consider information from variety of sources including:

- current prices in an active market of similar properties of different nature or recent prices of similar properties in less active markets, adjusted to reflect those differences.
- current circle rates in the jurisdiction where the investment property is located.

The fair values of investment property has been determined by an independent valuer and the main inputs used are circle rates and current prices of similar properties. All resulting fair value estimates for investment property are included in Level 3.



## 16. Property, Plant & Equipment and Intangible Assets

(₹ in Crores)

Particulars	Property, Plant & Equipment										Capital Work-in-Progress	Intangible Assets under Development	Other Intangible Assets
	Freehold Land	Right-of-Use Land*	Buildings	Right-of-Use Building	Furniture & Fixtures	EDP Equipments	Office Equipments	Vehicles	Leasehold Improvements	Total	Immovable Property	Computer Software	Computer Software
<b>Gross carrying value</b>													
<b>As at 31.03.2018</b>	82.92	1.59	31.74	-	9.38	18.20	17.60	0.40	2.36	164.19	127.23	1.46	12.47
Additions	27.47	-	-	-	1.82	5.12	3.25	-	0.12	37.78	58.34	0.13	4.91
Borrowings Cost Capitalised	-	-	-	-	-	-	-	-	-	-	11.37	-	-
Disposals/ Adjustments	-	-	-	-	0.21	0.87	0.95	-	-	2.03	-	-	-
<b>As at 31.03.2019</b>	<b>110.39</b>	<b>1.59</b>	<b>31.74</b>	<b>-</b>	<b>10.99</b>	<b>22.45</b>	<b>19.90</b>	<b>0.40</b>	<b>2.48</b>	<b>199.94</b>	<b>196.94</b>	<b>1.59</b>	<b>17.38</b>
Additions	-	-	-	2.65	1.84	2.84	3.30	-	-	10.63	74.89	-	3.57
Borrowings Cost Capitalised	-	-	-	-	-	-	-	-	-	-	15.79	-	-
Disposals/ Adjustments	-	-	-	-	0.84	2.35	2.22	-	-	5.41	-	0.82	7.21
<b>As at 31.03.2020</b>	<b>110.39</b>	<b>1.59</b>	<b>31.74</b>	<b>2.65</b>	<b>11.99</b>	<b>22.94</b>	<b>20.98</b>	<b>0.40</b>	<b>2.48</b>	<b>205.16</b>	<b>287.62</b>	<b>0.77</b>	<b>13.74</b>
<b>Accumulated depreciation/ amortisation</b>													
<b>As at 31.03.2018</b>	-	0.29	8.10	-	5.94	13.21	9.33	0.27	0.46	37.60	-	-	7.31
Charge for the year	-	0.02	0.48	-	0.65	2.75	2.41	0.03	0.44	6.78	-	-	1.52
Adjustment for disposals	-	-	-	-	0.06	0.61	0.40	-	-	1.07	-	-	-
<b>As at 31.03.2019</b>	<b>-</b>	<b>0.31</b>	<b>8.58</b>	<b>-</b>	<b>6.53</b>	<b>15.35</b>	<b>11.34</b>	<b>0.30</b>	<b>0.90</b>	<b>43.31</b>	<b>-</b>	<b>-</b>	<b>8.83</b>
Charge for the year	-	0.01	0.48	0.77	0.73	3.25	2.78	0.02	0.44	8.48	-	-	3.30
Adjustment for disposals	-	-	-	-	0.35	2.04	1.21	-	-	3.60	-	-	7.21
<b>As at 31.03.2020</b>	<b>-</b>	<b>0.32</b>	<b>9.06</b>	<b>0.77</b>	<b>6.91</b>	<b>16.56</b>	<b>12.91</b>	<b>0.32</b>	<b>1.34</b>	<b>48.19</b>	<b>-</b>	<b>-</b>	<b>4.92</b>
<b>Net block as at 31.03.19</b>	<b>110.39</b>	<b>1.28</b>	<b>23.16</b>	<b>-</b>	<b>4.46</b>	<b>7.10</b>	<b>8.56</b>	<b>0.10</b>	<b>1.58</b>	<b>156.63</b>	<b>196.94</b>	<b>1.59</b>	<b>8.55</b>
<b>Net block as at 31.03.20</b>	<b>110.39</b>	<b>1.27</b>	<b>22.68</b>	<b>1.88</b>	<b>5.08</b>	<b>6.38</b>	<b>8.07</b>	<b>0.08</b>	<b>1.14</b>	<b>156.97</b>	<b>287.62</b>	<b>0.77</b>	<b>8.82</b>

\*this represents leasehold land which was classified as finance lease under Ind AS 17 and is classified as Right of Use (ROU) asset w.e.f 01 April 2019 on transition to Ind AS 116

## CONSOLIDATED NOTES TO ACCOUNTS

16.1 As on 31<sup>st</sup> March 2020, the formalities regarding registration of conveyance deed in respect of certain immovable properties acquired by the Company are yet to be executed. The details are as below:

(₹ in Crores)

Particulars	As at 31.03.2020		As at 31.03.2019	
	Land	Building	Land	Building
Gross Carrying Value	68.31	4.59	68.31	4.59
Net Carrying Value	68.31	2.14	68.31	2.20

16.2 As on 31<sup>st</sup> March 2020, certain Property, Plant & Equipment has been pledged as security against secured borrowings of the Company as per the details below:

(₹ in Crores)

Particulars	As at 31.03.2020	As at 31.03.2019
Gross Carrying Value	3.45	3.45
Net Carrying Value	2.41	2.46

16.3 In the opinion of management, there are no events or changes in circumstances that indicate the impairment of PPE and Intangible Assets in terms of Ind AS 36 'Impairment of Assets'. Accordingly, no provision for impairment has been made.

16.4 While the Company has not made any specific borrowings for construction of a qualifying asset, the Company has capitalised certain borrowing costs on account of general borrowings at an average rate of borrowings for the Company in terms of Ind AS 23 'Borrowing Costs'. In line with the applicable accounting guidance, the Company has not capitalised the borrowings costs for the period during which the construction work has been suspended owing to Covid-19 disruptions.

16.5 Disclosure in respect of Intangible Assets as required under Ind-AS 38 "Intangible Assets"

Amortisation Rate 20% (100% in case the total cost of the asset is ₹ 5,000 or less)

### 17. Other non-financial assets

(₹ in Crores)

Particulars	As at 31-03-20	As at 31-03-19
<b>Unsecured, considered good</b>		
(A) Capital Advances (unsecured, considered good)	50.38	35.72
(B) Other Advances	5.75	30.82
(C) Balances with Govt. Authorities	59.58	62.02
(D) Prepaid Expenses	0.22	7.64
(E) Deferred Employee Cost	13.21	12.20
(F) Deferred Expenses	3.19	-
(G) Other Assets	0.04	0.01
<b>Total (A to G)</b>	<b>132.37</b>	<b>148.41</b>

### 18. Disposal Group

(₹ in Crores)

Particulars	As at 31-03-20	As at 31-03-19
<b>Assets classified as held for sale</b>		
(A) Investment in associates	0.20	0.50
(B) Loans to associates	9.33	9.06
<b>Total (A+B)</b>	<b>9.53</b>	<b>9.56</b>
<b>Liabilities directly associated with assets classified as held for sale</b>		
(C) Payable to associates	0.68	0.08
<b>Total (C)</b>	<b>0.68</b>	<b>0.08</b>
<b>Disposal group -Net assets (A+B-C)</b>	<b>8.85</b>	<b>9.48</b>

## CONSOLIDATED NOTES TO ACCOUNTS

### 18.1 Investments in associates

(₹ in Crores)

Particulars	As at 31-03-20	As at 31-03-19
<b>Investments in Equity Instruments of associates (fully paid up)</b>		
<i>equity shares of ₹ 10/- each</i>		
Dinchang Transmission Limited**	-	-
Ajmer Phagi Transco Limited	-	0.05
Bhindguna Transmission Limited	-	0.05
Chandil Transmission Ltd	0.05	0.05
Dumka Transmission Ltd.	0.05	0.05
Jam Khambaliya Transco Limited	-	0.05
Khetri Transco Limited	-	0.05
Koderma Transmission Ltd	0.05	0.05
Lakadia Banaskantha Transco Limited	-	0.05
Mandar Transmission Ltd.	0.05	0.05
Udupi Kasargode Trans. Ltd.	-	0.05
<b>Total</b>	<b>0.20</b>	<b>0.50</b>

\*\*Dinchang Transmission Ltd was denotified vide MoP letter dated 25 March 2019 and subsequently investment was written off. MOP permission for striking off company with MCA has been obtained during the year.

### 18.2 Loans to Associates

(₹ in Crores)

Particulars	As at 31-03-20	As at 31-03-19
Chandil Transmission Limited	2.49	1.99
Dumka Transmission Limited	2.18	1.94
Mandar Transmission Limited	2.43	1.71
Koderma Transmission Limited	2.23	1.76
Ajmer Phagi Transco Ltd	-	0.18
Bhindguna Transmission Limited	-	0.88
UDUPI Kasargode Transmission Ltd	-	0.25
WRSS XXI (A) Transco Ltd	-	0.35
<b>Total</b>	<b>9.33</b>	<b>9.06</b>

### 18.3 Liabilities directly associated with assets classified as held for sale

(₹ in Crores)

Particulars	As at 31-03-20	As at 31-03-19
Bidar Karnataka Line*	0.10	-
Gadag Karnataka Part A Line*	0.10	-
Solar Energy Rajasthan Part A Line*	0.11	-
Solar Energy Rajasthan Part B Line*	0.06	-
Solar Energy Rajasthan Part C Line*	0.16	-
Rajgarh Madhya Pradesh Line*	0.15	-
Osmanabad Maharashtra Line*	-	-
Khetri Transco Limited	-	0.04
Lakadia Banaskantha Transco Ltd	-	0.04
<b>Total</b>	<b>0.68</b>	<b>0.08</b>

\* these SPVs are in process of Incorporation. However as RFP was issued by March 2020 therefore as per allocation policy, expense have been allocated.

Management had incorporated these entities with a view to sell them off as per the guidelines of Ministry of Power, through the bid process prescribed by Ministry of Power. There is no possibility that management will have benefits from these entities other than selling them off, hence all these investments (along with the related assets and liabilities) has been classified as 'held for sale'.

## CONSOLIDATED NOTES TO ACCOUNTS

### 19. Trade Payables

(₹ in Crores)

Particulars	As at 31-03-20	As at 31-03-19
<b>Trade Payables</b>		
Total outstanding dues of MSMEs	0.15	2.65
Total outstanding dues of creditors other than MSMEs	46.00	64.64
<b>Total</b>	<b>46.15</b>	<b>67.29</b>

### 20. Debt Securities

The Company has categorised all debt securities at amortised cost in accordance with the requirements of Ind AS 109.

(₹ in Crores)

Particulars	As at 31-03-20		As at 31-03-19	
	Face Value	Amortised Cost	Face Value	Amortised Cost
<b>(A) Secured Long-Term Debt Securities</b>				
(i) Institutional Bonds	3,470.00	3,679.51	11,019.40	11,599.27
(ii) 54EC Capital Gain Tax Exemption Bonds	21,976.14	22,781.73	23,157.88	24,010.13
(iii) Tax Free Bonds	12,602.97	13,041.35	12,577.97	13,010.38
(iv) Bond Application Money	400.19	399.41	722.04	720.48
<b>Sub-total (A)</b>	<b>38,449.30</b>	<b>39,902.00</b>	<b>47,477.29</b>	<b>49,340.26</b>
<b>(B) Unsecured Long-Term Debt Securities</b>				
(i) Institutional Bonds	148,650.20	153,672.91	118,253.90	122,201.55
(ii) Infrastructure Bonds	16.46	25.19	91.43	98.75
(iii) Zero Coupon Bonds	1,364.85	1,363.91	1,259.57	1,258.56
(iv) Foreign Currency Bonds	22,615.78	22,064.56	12,796.69	12,172.07
<b>Sub-total (B)</b>	<b>172,647.29</b>	<b>177,126.57</b>	<b>132,401.59</b>	<b>135,730.93</b>
<b>(C) Unsecured Short-Term Debt Securities</b>				
(i) Commercial Paper	2,925.00	2,889.68	7,975.00	7,696.32
<b>Sub-total (C)</b>	<b>2,925.00</b>	<b>2,889.68</b>	<b>7,975.00</b>	<b>7,696.32</b>
<b>Total - Debt Securities (A+B+C)</b>	<b>214,021.59</b>	<b>219,918.25</b>	<b>187,853.88</b>	<b>192,767.51</b>
<b>Debt Securities issued in/ outside India</b>				
(i) Debt Securities in India	191,405.81	197,853.69	175,057.19	180,595.44
(ii) Debt Securities outside India	22,615.78	22,064.56	12,796.69	12,172.07
<b>Total - Debt Securities</b>	<b>214,021.59</b>	<b>219,918.25</b>	<b>187,853.88</b>	<b>192,767.51</b>

Please refer Note No. 22.2 for reconciliation between the figure represented in face value and Amortised Cost, which includes interest accrued and unamortised expenses as well.

#### 20.1 Details of Secured Long-Term Debt Securities - Refer Note 21.6 for details of the security

##### (i) Institutional Bonds

(₹ in Crores)

Particulars	As at 31-03-20		As at 31-03-19	
	Face Value	Amortised Cost	Face Value	Amortised Cost
<b>123-IIIB Series - 9.34% Redeemable at par on 23.08.2024</b>	1,955.00	2,063.95	1,955.00	2,062.61
<b>123-I Series - 9.40% Redeemable at par on 17.07.2021</b>	1,515.00	1,615.56	1,515.00	1,615.29
<b>92-II Series - 8.65% Redeemed at par on 22.01.2020</b>	-	-	945.30	960.65
<b>91-II Series - 8.80% Redeemed at par on 18.11.2019</b>	-	-	995.90	1,028.23
<b>90-C-II Series - 8.80% Redeemed at par on 07.10.2019</b>	-	-	1,040.00	1,084.29
<b>90-B-II Series - 8.72% Redeemed at par on 04.09.2019</b>	-	-	868.20	911.48
<b>90th Series - 8.80% Redeemed at par on 03.08.2019</b>	-	-	2,000.00	2,116.21
<b>122<sup>nd</sup> Series - 9.02% Redeemed at par on 18.06.2019</b>	-	-	1,700.00	1,820.51
<b>Total - Institutional Bonds</b>	<b>3,470.00</b>	<b>3,679.51</b>	<b>11,019.40</b>	<b>11,599.27</b>

## CONSOLIDATED NOTES TO ACCOUNTS

### (ii) 54EC Capital Gain Tax Exemption Bonds

(₹ in Crores)

Particulars	As at 31-03-20		As at 31-03-19	
	Face Value	Amortised Cost	Face Value	Amortised Cost
<b>Series XII (2018-19)</b> - 5.75% Redeemable at par during financial year 2023-24	5,759.14	5,907.48	-	-
<b>Series XII (2018-19)</b> - 5.75% Redeemable at par during financial year 2023-24	6,651.77	6,934.10	5,929.73	6,083.83
<b>Series XI (2017-18)</b> - 5.25% Redeemable at par during financial year 2020-21	9,565.23	9,940.15	9,565.23	9,934.60
<b>Series X (2016-17)</b> - 5.25%- 6.00% Redeemed at par during financial year 2019-20	-	-	7,662.92	7,991.70
<b>Total - 54EC Capital Gain Tax Exemption Bonds</b>	<b>21,976.14</b>	<b>22,781.73</b>	<b>23,157.88</b>	<b>24,010.13</b>

### (iii) Tax Free Bonds

(₹ in Crores)

Particulars	As at 31-03-20		As at 31-03-19	
	Face Value	Amortised Cost	Face Value	Amortised Cost
<b>Series 2015-16 Tranche 1</b> Redeemable at par. Bonds amounting to ₹ 105.93 Crores are redeemable on 05.11.2025, ₹ 172.90 Crores are redeemable on 05.11.2030 and ₹ 417.73 Crores are redeemable on 05.11.2035 with interest rates varying from 6.89% to 7.43% payable annually	696.56	710.38	696.56	710.13
<b>Series 2015-16 Series 5A</b> 7.17% Redeemable at par on 23.07.2025	300.00	306.98	300.00	306.92
<b>Series 2013-14 Tranche 2</b> Redeemable at par. Bonds amounting to ₹ 419.32 Crores are redeemable on 22.03.2024, ₹ 528.42 Crores are redeemable on 23.03.2029 and ₹ 109.66 Crores are redeemable on 24.03.2034 with interest rates varying from 8.19% to 8.88% payable annually	1,057.40	1,083.38	1,057.40	1,082.77
<b>Series 2013-14 Series 4A &amp; 4B</b> Redeemable at par. Bonds amounting to ₹ 105.00 Crores are redeemable on 11.10.2023 and ₹ 45.00 Crores are redeemable on 11.10.2028 with interest rates varying from 8.18% to 8.54% payable annually	150.00	155.69	150.00	155.64
<b>Series 2013-14 Tranche 1</b> Redeemable at par. Bonds amounting to ₹ 575.06 Crores are redeemable on 25.09.2023, ₹ 2,780.26 Crores are redeemable on 25.09.2028 and ₹ 55.28 Crores are redeemable on 26.09.2033 with interest rates varying from 8.01% to 8.71% payable annually	3,410.60	3,494.00	3,410.60	3,492.27
<b>Series 2013-14 Series 3A &amp; 3B</b> Redeemable at par. Bonds amounting to ₹ 209.00 Crores are redeemable on 29.08.2023 and ₹ 1,141.00 Crores are redeemable on 29.08.2028 with interest rates varying from 8.01% to 8.46% payable annually	1,350.00	1,415.07	1,350.00	1,414.77
<b>Series 2012-13 Tranche 2</b> Redeemable at par. Bonds amounting to ₹ 81.35 Crores are redeemable on 27.03.2023 and bonds amounting to ₹ 49.71 Crores are redeemable on 27.03.2028 with interest rates varying from 6.88% to 7.54% payable annually	131.06	133.92	131.06	133.84
<b>Series 2012-13 Tranche 1</b> Redeemable at par. Bonds amounting to ₹ 1,165.31 Crores are redeemable on 19.12.2022 and bonds amounting to ₹ 842.04 Crores are redeemable on 20.12.2027 with interest rates varying from 7.22% to 7.88% payable annually	2,007.35	2,053.10	1,982.35	2,026.43

## CONSOLIDATED NOTES TO ACCOUNTS

(₹ in Crores)

Particulars	As at 31-03-20		As at 31-03-19	
	Face Value	Amortised Cost	Face Value	Amortised Cost
<b>Series 2012-13 Series 2A &amp; 2B</b> Redeemable at par. Bonds amounting to ₹ 255.00 Crores are redeemable on 21.11.2022 and bonds amounting to ₹ 245.00 Crores are redeemable on 22.11.2027 with interest rates of 7.21% and 7.38% respectively payable annually	500.00	513.01	500.00	512.92
<b>Series 2011-12</b> Redeemable at par. Bonds amounting to ₹ 839.67 Crores are redeemable on 28.03.2022 and bonds amounting to ₹ 2,160.33 Crores are redeemable on 29.03.2027 with interest rates varying from 7.93% to 8.32% payable annually	3,000.00	3,175.82	3,000.00	3,174.69
<b>Total - Tax Free Bonds</b>	<b>12,602.97</b>	<b>13,041.35</b>	<b>12,577.97</b>	<b>13,010.38</b>

### (iv) Bond Application Money

(₹ in Crores)

Particulars	As at 31-03-20		As at 31-03-19	
	Face Value	Amortised Cost	Face Value	Amortised Cost
54EC Capital Gain Tax Exemption Bonds 5.75% Redeemable at par after 5 years from the deemed date of allotment	400.19	399.41	722.04	720.48
<b>Total - Bond Application Money</b>	<b>400.19</b>	<b>399.41</b>	<b>722.04</b>	<b>720.48</b>

## 20.2 Details of Unsecured Long-Term Debt Securities

### (i) Institutional Bonds

(₹ in Crores)

Particulars	As at 31-03-20		As at 31-03-19	
	Face Value	Amortised Cost	Face Value	Amortised Cost
<b>183<sup>rd</sup> Series</b> - 8.29% Redeemable at par on 16.09.2034	3,028.00	3,163.54	-	-
<b>182<sup>nd</sup> Series</b> - 8.18% Redeemable at par on 22.08.2034	5,063.00	5,315.09	-	-
<b>189<sup>th</sup> Series</b> - 7.92% Redeemable at par on 31.03.2030	3,054.90	3,054.80	-	-
<b>188B Series</b> - 7.89% Redeemable at par on 31.03.2030	1,100.00	1,100.07	-	-
<b>192<sup>nd</sup> Series</b> - 7.50% Redeemable at par on 28.02.2030	2,382.00	2,393.16	-	-
<b>184-A Series</b> - 8.25% Partly Paid Debentures Redeemable at par on 26.09.2029	290.20	302.31	-	-
<b>180-B Series</b> - 8.30% Redeemable at par on 25.06.2029	2,070.90	2,163.58	-	-
<b>178<sup>th</sup> Series</b> - 8.80% Redeemable at par on 14.05.2029	1,097.00	1,167.75	-	-
<b>176<sup>th</sup> Series</b> - 8.85% Redeemable at par on 16.04.2029	1,600.70	1,735.59	-	-
<b>169<sup>th</sup> Series</b> - 8.37% Redeemable at par on 07.12.2028	2,554.00	2,621.29	2,554.00	2,620.27
<b>168<sup>th</sup> Series</b> - 8.56% Redeemable at par on 29.11.2028	2,552.40	2,626.01	2,552.40	2,624.99
<b>163<sup>rd</sup> Series</b> - 8.63% Redeemable at par on 25.08.2028	2,500.00	2,628.20	2,500.00	2,627.34
<b>162<sup>nd</sup> Series</b> - 8.55% Redeemable at par on 09.08.2028	2,500.00	2,637.55	2,500.00	2,636.73
<b>156<sup>th</sup> Series</b> - 7.70% Redeemable at par on 10.12.2027	3,533.00	3,614.64	3,533.00	3,614.04
<b>147<sup>th</sup> Series</b> - 7.95% Redeemable at par on 12.03.2027	2,745.00	2,745.34	2,745.00	2,745.25
<b>142<sup>nd</sup> Series</b> - 7.54% Redeemable at par on 30.12.2026	3,000.00	3,056.26	3,000.00	3,055.73
<b>140<sup>th</sup> Series</b> - 7.52% Redeemable at par on 07.11.2026	2,100.00	2,152.27	2,100.00	2,151.90
<b>136<sup>th</sup> Series</b> - 8.11% Redeemable at par on 07.10.2025	2,585.00	2,671.22	2,585.00	2,670.69
<b>95-II Series</b> - 8.75% Redeemable at par on 14.07.2025	1,800.00	1,913.61	1,800.00	1,913.49
<b>94<sup>th</sup> Series</b> - 8.75% Redeemable at par on 09.06.2025	1,250.00	1,339.05	1,250.00	1,339.00
<b>133<sup>rd</sup> Series</b> - 8.30% Redeemable at par on 10.04.2025	2,396.00	2,452.91	2,396.00	2,452.88
<b>190A Series</b> - 6.88% Redeemable at par on 20.03.2025	2,500.00	2,523.03	-	-

## CONSOLIDATED NOTES TO ACCOUNTS

(₹ in Crores)

Particulars	As at 31-03-20		As at 31-03-19	
	Face Value	Amortised Cost	Face Value	Amortised Cost
131 <sup>st</sup> Series - 8.35% Redeemable at par on 21.02.2025	2,285.00	2,304.14	2,285.00	2,303.12
130 <sup>th</sup> Series - 8.27% Redeemable at par on 06.02.2025	2,325.00	2,493.00	2,325.00	2,492.75
129 <sup>th</sup> Series - 8.23% Redeemable at par on 23.01.2025	1,925.00	2,063.40	1,925.00	2,063.19
128 <sup>th</sup> Series - 8.57% Redeemable at par on 21.12.2024	2,250.00	2,418.53	2,250.00	2,418.29
186B Series - 7.40% Redeemable at par on 26.11.2024	1,500.00	1,537.86	-	-
191B Series - 6.99% Redeemable at par on 30.09.2024	1,100.00	1,107.13	-	-
180-A Series - 8.10% Redeemable at par on 25.06.2024	1,018.00	1,070.52	-	-
184-B Series STRP-D - 7.55% Redeemable at par on 26.09.2023	298.00	309.47	-	-
191A Series - 6.80% Redeemable at par on 30.06.2023	1,100.00	1,106.95	-	-
114 <sup>th</sup> Series - 8.82% Redeemable at par on 12.04.2023	4,300.00	4,666.58	4,300.00	4,666.20
188A Series - 7.12% Redeemable at par on 31.03.2023	1,400.00	1,400.13	-	-
159 <sup>th</sup> Series - 7.99% Redeemable at par on 23.02.2023	950.00	957.40	950.00	957.07
187 <sup>th</sup> Series - 7.24% Redeemable at par on 31.12.2022	2,090.00	2,129.37	-	-
185 <sup>th</sup> Series - 7.09% Redeemable at par on 13.12.2022	2,759.00	2,816.83	-	-
155 <sup>th</sup> Series - 7.45% Redeemable at par on 30.11.2022	1,912.00	1,959.12	1,912.00	1,958.62
111-II Series - 9.02% Redeemable at par on 19.11.2022	2,211.20	2,283.64	2,211.20	2,283.10
152 <sup>nd</sup> Series - 7.09% Redeemable at par on 17.10.2022	1,225.00	1,264.12	1,225.00	1,263.82
184-B Series STRP-C - 7.55% Redeemable at par on 26.09.2022	300.00	311.56	-	-
150 <sup>th</sup> Series - 7.03% Redeemable at par on 07.09.2022	2,670.00	2,775.25	2,670.00	2,774.70
186A Series - 6.90% Redeemable at par on 30.06.2022	2,500.00	2,559.27	-	-
107 <sup>th</sup> Series - 9.35% Redeemable at par on 15.06.2022	2,378.20	2,554.46	2,378.20	2,554.12
179 <sup>th</sup> Series - 8.15% Redeemable at par on 10.06.2022	1,000.00	1,065.61	-	-
167 <sup>th</sup> Series - 8.45% Redeemable at par on 22.03.2022	2,571.80	2,577.54	2,571.80	2,576.88
173 <sup>th</sup> Series - 8.35% Redeemable at par on 11.03.2022	2,500.00	2,510.23	2,500.00	2,509.41
132 <sup>nd</sup> Series - 8.27% Redeemable at par on 09.03.2022	700.00	750.72	700.00	750.61
145 <sup>th</sup> Series - 7.46% Redeemable at par on 28.02.2022	625.00	628.97	625.00	628.75
165 <sup>th</sup> Series - 8.83% Redeemable at par on 21.01.2022	2,171.00	2,207.50	2,171.00	2,206.47
193 <sup>th</sup> Series - 6.99% Redeemable at par on 31.12.2021	1,115.00	1,118.70	-	-
190B Series - 6.32% Redeemable at par on 31.12.2021	2,489.40	2,511.05	-	-
177 <sup>th</sup> Series - 8.50% Redeemable at par on 20.12.2021	1,245.00	1,274.50	-	-
141 <sup>st</sup> Series - 7.14% Redeemable at par on 09.12.2021	1,020.00	1,038.00	1,020.00	1,037.69
127 <sup>th</sup> Series - 8.44% Redeemable at par on 04.12.2021	1,550.00	1,664.78	1,550.00	1,664.56
105 <sup>th</sup> Series - 9.75% Redeemable at par on 11.11.2021	3,922.20	4,070.07	3,922.20	4,069.16
139 <sup>th</sup> Series - 7.24% Redeemable at par on 21.10.2021	2,500.00	2,575.10	2,500.00	2,574.49
184-B Series STRP-B - 7.55% Redeemable at par on 26.09.2021	300.00	311.57	-	-
101-III Series - 9.48% Redeemable at par on 10.08.2021	3,171.80	3,364.34	3,171.80	3,363.70
100 <sup>th</sup> Series - 9.63% Redeemable at par on 15.07.2021	1,500.00	1,603.01	1,500.00	1,602.90
174 <sup>th</sup> Series - 8.15% Redeemable at par on 18.06.2021	2,720.00	2,894.03	2,720.00	2,727.18
161B Series - 7.73% Redeemable at par on 15.06.2021	800.00	849.01	800.00	848.86
154 <sup>th</sup> Series - 7.18% Redeemable at par on 21.05.2021	600.00	637.04	600.00	636.89
157 <sup>th</sup> Series - 7.60% Redeemable at par on 17.04.2021	1,055.00	1,131.47	1,055.00	1,131.27
158 <sup>th</sup> Series - 7.70% Redeemable at par on 15.03.2021	2,465.00	2,473.46	2,465.00	2,473.14
98 <sup>th</sup> Series - 9.18% Redeemable at par on 15.03.2021	3,000.00	3,012.79	3,000.00	3,012.83
153 <sup>rd</sup> Series - 6.99% Redeemable at par on 31.12.2020	2,850.00	2,899.77	2,850.00	2,898.98
97 <sup>th</sup> Series - 8.80% Redeemable at par on 30.11.2020	2,120.50	2,183.61	2,120.50	2,183.11
96 <sup>th</sup> Series - 8.80% Redeemable at par on 26.10.2020	1,150.00	1,193.96	1,150.00	1,193.81



## CONSOLIDATED NOTES TO ACCOUNTS

(₹ in Crores)

Particulars	As at 31-03-20		As at 31-03-19	
	Face Value	Amortised Cost	Face Value	Amortised Cost
<b>184-B Series STRP-A - 7.55% Redeemable at par on 26.09.2020</b>	300.00	311.63	-	-
<b>149<sup>th</sup> Series - 6.87% Redeemable at par on 24.09.2020</b>	2,485.00	2,573.44	2,485.00	2,572.86
<b>135<sup>th</sup> Series - 8.36% Redeemable at par on 22.09.2020</b>	2,750.00	2,817.12	2,750.00	2,817.11
<b>144<sup>th</sup> Series - 7.13% Redeemable at par on 21.09.2020</b>	835.00	840.30	835.00	840.00
<b>172<sup>nd</sup> Series - 8.57% Redeemable at par on 20.08.2020</b>	1,790.00	1,884.21	1,790.00	1,806.05
<b>134<sup>th</sup> Series - 8.37% Redeemable at par on 14.08.2020</b>	2,675.00	2,740.31	2,675.00	2,740.10
<b>143<sup>rd</sup> Series - 6.83% Redeemable at par on 29.06.2020</b>	1,275.00	1,289.46	1,275.00	1,289.08
<b>148<sup>th</sup> Series - 7.42% Redeemable at par on 17.06.2020</b>	1,200.00	1,203.61	1,200.00	1,203.42
<b>161A Series - 7.59% Redeemed at par on 13.03.2020</b>	-	-	3,000.00	3,010.44
<b>113<sup>th</sup> Series - 8.87% Redeemed at par on 09.03.2020</b>	-	-	1,542.00	1,550.86
<b>111-I Series - 9.02% Redeemed at par on 19.11.2019</b>	-	-	452.80	467.65
<b>126<sup>th</sup> Series - 8.56% Redeemed at par on 13.11.2019</b>	-	-	1,700.00	1,755.25
<b>125<sup>th</sup> Series - 9.04% Redeemed at par on 11.10.2019</b>	-	-	3,000.00	3,124.59
<b>160<sup>th</sup> Series - 7.77% Redeemed at par on 16.09.2019</b>	-	-	1,450.00	1,510.68
<b>108-II Series - 9.39% Redeemed at par on 20.07.2019</b>	-	-	960.00	1,022.94
<b>95-I Series - 8.70% Redeemed at par on 12.07.2019</b>	-	-	200.00	212.54
<b>Total - Institutional Bonds</b>	<b>148,650.20</b>	<b>153,672.91</b>	<b>118,253.90</b>	<b>122,201.55</b>

### (ii) Infrastructure Bonds

(₹ in Crores)

Particulars	As at 31-03-20		As at 31-03-19	
	Face Value	Amortised Cost	Face Value	Amortised Cost
<b>Series-II (2011-12) - Redeemable at par</b>	11.07	19.80	11.07	18.37
<b>Series-I (2010-11) - Redeemable at par</b>	5.39	5.39	80.36	80.38
<b>Total - Infrastructure Bonds</b>	<b>16.46</b>	<b>25.19</b>	<b>91.43</b>	<b>98.75</b>

Details of Infrastructure Bonds issued are as under:

#### Series II (2011-12) allotted on 15.02.2012

(₹ in Crores)

Rate of Interest	As at 31.03.2020	As at 31.03.2019	Redemption Details
8.95% Cumulative	5.73	5.73	Redeemable on the date falling 10 years from the date of allotment
8.95% Annual	1.38	1.38	
9.15% Cumulative	2.83	2.83	Redeemable on the date falling 15 years from the date of allotment
<b>9.15% Annual</b>	<b>1.13</b>	<b>1.13</b>	
<b>Total</b>	<b>11.07</b>	<b>11.07</b>	

Amounts have been shown at face value

#### Series I (2010-11) allotted on 31.03.2011

(₹ in Crores)

Rate of Interest	As at 31.03.2020	As at 31.03.2019	Redemption Details
8.00%	-	16.92	Redeemable on the date falling 10 years from the date of allotment with buyback option by bondholders after 5/6/7/8/9 years
8.20%	-	58.04	
8.10%	1.61	1.61	Redeemable on the date falling 10 years from the date of allotment
8.20%	3.78	3.79	
<b>Total</b>	<b>5.39</b>	<b>80.36</b>	

Amounts have been shown at face value



## CONSOLIDATED NOTES TO ACCOUNTS

### (iii) Zero Coupon Bonds

(₹ in Crores)

Particulars	As at 31-03-20		As at 31-03-19	
	Face Value*	Amortised Cost	Face Value*	Amortised Cost
<b>ZCB - Series II</b> (Net of unamortised discount, 89,510 bonds with face value of ₹ 30,000 each redeemable at par on 03.02.2021)	250.29	250.14	230.11	229.95
<b>ZCB - Series I</b> (Net of unamortised discount, 3,92,700 bonds with face value of ₹ 30,000 each redeemable at par on 15.12.2020)	1,114.56	1,113.77	1,029.46	1,028.61
<b>Total - Zero Coupon Bonds</b>	<b>1,364.85</b>	<b>1,363.91</b>	<b>1,259.57</b>	<b>1,258.56</b>

\* represents the face value net of unamortised discount on issue of Zero Coupon Bonds

### (iv) Foreign Currency Bonds

(₹ in Crores)

Particulars	As at 31-03-20		As at 31-03-19	
	Face Value	Amortised Cost	Face Value	Amortised Cost
<b>4.625% US \$300 Mn Bonds</b> - Redeemable at par on 22.03.2028	2,261.58	2,035.23	2,075.14	1,848.33
<b>3.875% US \$450 Mn Green Bonds</b> - Redeemable at par on 07.07.2027	3,392.37	2,982.46	3,112.71	2,693.94
<b>3.50% US \$500 Mn Bonds</b> - Redeemable at par on 12.12.2024	3,769.30	3,795.87	-	-
<b>3.375% US \$650 Mn Bonds</b> - Redeemable at par on 25.07.2024	4,900.08	4,900.27	-	-
<b>4.625% US \$700 Mn Bonds</b> - Redeemable at par on 13.11.2023	5,277.01	5,329.61	4,841.99	4,882.85
<b>3.068% US \$400 Mn Bonds</b> - Redeemable at par on 18.12.2020	3,015.44	3,021.12	2,766.85	2,746.95
<b>Total - Foreign Currency Bonds</b>	<b>22,615.78</b>	<b>22,064.56</b>	<b>12,796.69</b>	<b>12,172.07</b>

## 20.3 Details of Unsecured Short-Term Debt Securities

### (i) Commercial Paper

(₹ in Crores)

Particulars	As at 31-03-20		As at 31-03-19	
	Face Value	Amortised Cost	Face Value	Amortised Cost
Commercial Paper	2,925.00	2,889.68	7,975.00	7,696.32

### Details of Commercial Paper outstanding:

(₹ in Crores)

Particulars	As at 31-03-20		As at 31-03-19	
	Face Value	Amortised Cost	Face Value	Amortised Cost
<b>57<sup>th</sup> Series</b> - 8.04% Repaid on 30.04.2019	-	-	2,750.00	2,732.99
<b>58<sup>th</sup> Series</b> - 7.60% Repaid on 27.09.2019	-	-	1,875.00	1,808.27
<b>59<sup>th</sup> Series</b> - 7.72% Repaid on 30.12.2019	-	-	2,350.00	2,222.86
<b>60<sup>th</sup> Series</b> - 7.90% Repaid on 04.03.2020	-	-	1,000.00	932.20
<b>63<sup>rd</sup> Series</b> - 7.90% Repayable on 19.06.2020	675.00	664.69	-	-
<b>64<sup>th</sup> Series</b> - 5.48% Repayable on 15.06.2020	2,250.00	2,224.99	-	-
<b>Total</b>	<b>2,925.00</b>	<b>2,889.68</b>	<b>7,975.00</b>	<b>7,696.32</b>

## CONSOLIDATED NOTES TO ACCOUNTS

### 21. Borrowings (Other than Debt Securities)

The Company has categorised all borrowings (other than debt securities) at Amortised Cost in accordance with the requirements of Ind AS 109

(₹ in Crores)

Particulars	As at 31-03-20		As at 31-03-19	
	Principal O/s	Amortised Cost	Principal O/s	Amortised Cost
<b>(A) Secured Long-Term Borrowings</b>				
(i) Term Loans from Others - Financial Institutions	-	-	200.00	207.33
<b>Sub-total (A)</b>	<b>-</b>	<b>-</b>	<b>200.00</b>	<b>207.33</b>
<b>(B) Unsecured Long-Term Borrowings</b>				
(i) Lease Liability	2.12	2.12	0.11	0.11
(ii) Term Loans from Govt. of India	10,000.00	10,326.81	5,000.00	5,121.84
(iii) Term Loans from Banks	18,899.78	18,900.72	18,550.00	18,555.08
(iv) Term Loans from Financial Institutions	1,000.00	1,000.00	1,000.00	1,000.00
(v) Foreign Currency Borrowings	21,762.71	21,579.29	17,637.62	17,450.46
(vi) FCNR (B) Loans	1,017.71	1,020.89	933.81	936.96
<b>Sub-total (B)</b>	<b>52,682.32</b>	<b>52,829.83</b>	<b>43,121.54</b>	<b>43,064.45</b>
<b>(C) Unsecured Short-Term Borrowings</b>				
(i) FCNR (B) Loans	5,955.49	5,964.91	3,389.39	3,390.76
(ii) Short Term Loans/ Loans repayable on demand from Banks	2,754.86	2,755.92	-	-
<b>Sub-total (C)</b>	<b>8,710.35</b>	<b>8,720.83</b>	<b>3,389.39</b>	<b>3,390.76</b>
<b>Total - Borrowings (other than Debt Securities) (A to C)</b>	<b>61,392.67</b>	<b>61,550.66</b>	<b>46,710.93</b>	<b>46,662.54</b>
Borrowings (other than Debt Securities) in/ outside India				
(i) Borrowings in India	39,629.96	39,971.37	29,073.31	29,212.08
(ii) Borrowings outside India	21,762.71	21,579.29	17,637.62	17,450.46
<b>Total - Borrowings (other than Debt Securities)</b>	<b>61,392.67</b>	<b>61,550.66</b>	<b>46,710.93</b>	<b>46,662.54</b>

Please refer Note No. 22.2 for reconciliation between the figure represented in face value and Amortised Cost, which includes interest accrued and unamortised expenses as well.

#### 21.1 Details of Secured Long-term Borrowings - Refer Note 21.6 for details of the security

##### (i) Secured Term Loans from Others - Financial Institutions

(₹ in Crores)

Particulars	As at 31-03-20		As at 31-03-19	
	Principal O/s	Amortised Cost	Principal O/s	Amortised Cost
- Life Insurance Corporation of India (LIC)	-	-	200.00	207.33
<b>Total - Term Loans from Others - Financial Institutions</b>	<b>-</b>	<b>-</b>	<b>200.00</b>	<b>207.33</b>

#### 21.2 Details of Unsecured Long-term Borrowings

##### (i) Term Loans from National Small Savings Fund (NSSF)

(₹ in Crores)

Particulars	As at 31-03-20		As at 31-03-19	
	Principal O/s	Amortised Cost	Principal O/s	Amortised Cost
- Loan from National Small Savings Fund (NSSF)	10,000.00	10,326.81	5,000.00	5,121.84
₹5000 Crore repayable on 13.12.2028 and ₹5000 Crore repayable on 04.10.2029				
<b>Total - Term Loans from Govt.</b>	<b>10,000.00</b>	<b>10,326.81</b>	<b>5,000.00</b>	<b>5,121.84</b>

## CONSOLIDATED NOTES TO ACCOUNTS

### (ii) Unsecured Term Loans from Banks

(₹ in Crores)

Particulars	As at 31-03-20		As at 31-03-19	
	Principal O/s	Amortised Cost	Principal O/s	Amortised Cost
- Bank of Baroda ₹416.75 Crore repayable on 12.12.2020, ₹1041.75 Crore repayable on 12.12.2021 and ₹1041.50 Crore repayable on 12.12.2022	2,500.00	2,500.52	-	-
- Corporation Bank* Loan repayable in 6 semi annual instalments, first instalment due on 06.09.2021.	699.99	699.99	1,000.00	1,000.00
- HDFC Bank ₹500 Crore repayable on 29.04.2020, ₹300 Crore repayable on 29.09.2023, ₹350 Crore repayable on 11.10.2023, ₹350 Crore repayable on 06.11.2023, ₹500 Crore repayable on 15.01.2024	2,000.00	2,000.42	2,000.00	2,000.46
- Punjab National Bank ₹2,000 Crore repayable in 3 annual instalments and first instalment due on 14.09.2021	1,999.99	1,999.99	3,500.00	3,500.00
- State Bank of India ₹5,000 Crore repayable in 3 annual instalments and first instalment due on 15.10.2021, ₹2,300 Crore repayable in 5 annual instalments and first instalment due on 05.09.2020	7,299.92	7,299.92	7,300.00	7,300.00
- Oriental Bank of Commerce* Loan repayable in 8 semi-annual instalments, first instalment due on 30.03.2022	399.88	399.88	750.00	750.00
- Union Bank of India Loan repayable in 6 semi-annual instalments, first instalment due on 24.06.2022	1,500.00	1,500.00	500.00	500.00
- Syndicate Bank* ₹500 Crore repayable in 4 annual instalments and first instalment due on 28.08.2021, ₹2,000 Crore repayable in 4 annual instalments and first instalment due on 28.02.2022	2,500.00	2,500.00	-	-
- United Bank of India*	-	-	1,000.00	1,004.50
- Bank of India	-	-	2,000.00	2,000.00
- Canara Bank	-	-	500.00	500.12
<b>Total - Unsecured Term Loans from Banks</b>	<b>18,899.78</b>	<b>18,900.72</b>	<b>18,550.00</b>	<b>18,555.08</b>

\*The amalgamation of Oriental Bank of Commerce and United Bank of India with Punjab National Bank; Andhra Bank and Corporation Bank with Union Bank of India; Syndicate Bank with Canara Bank and Allahabad Bank with Indian Bank have been notified vide the Gazette of India Notifications G.S.R. 153(E), G.S.R. 154(E), G.S.R. 155(E) and G.S.R. 156(E) dated March 4, 2020, respectively. These amalgamations are effective from 1st April 2020

### (iii) Unsecured Term Loans from Others - Financial Institutions

(₹ in Crores)

Particulars	As at 31-03-20		As at 31-03-19	
	Principal O/s	Amortised Cost	Principal O/s	Amortised Cost
- Indian Infrastructure Finance Company Ltd. (IIFCL) Repayable on 04.06.2022	1,000.00	1,000.00	1,000.00	1,000.00
<b>Total - Term Loans from Others - Financial Institutions</b>	<b>1,000.00</b>	<b>1,000.00</b>	<b>1,000.00</b>	<b>1,000.00</b>

## CONSOLIDATED NOTES TO ACCOUNTS

### (iv) Foreign Currency Borrowings

(₹ in Crores)

Particulars	As at 31-03-20		As at 31-03-19	
	Principal O/s	Amortised Cost	Principal O/s	Amortised Cost
<b>(1) ODA Loans - Guaranteed by Govt. of India</b>				
<b>JICA Loan</b> - 0.75% JICA-I loan repayable in half-yearly instalments till 20.03.2021, next instalment falling due on 20.09.2020 and 0.65% JICA-II loan repayable in half-yearly instalments till 20.03.2023, next instalment falling due on 20.09.2020	99.46	99.48	131.40	131.43
<b>2.89% KfW-II Loan</b> - Repayable in equal half-yearly instalments of €3.88 Mn till 30.12.2020, next instalment falling due on 30.06.2020	64.60	65.03	120.87	121.66
<b>1.86% KfW-III Loan</b> - Repayable in equal half-yearly instalments of €5.26 Mn till 30.03.2024, next instalment falling due on 30.06.2020	393.41	393.52	449.87	449.13
<b>Sub-Total (1)</b>	<b>557.47</b>	<b>558.03</b>	<b>702.14</b>	<b>702.22</b>
<b>(2) ODA Loans - Without Govt. Guarantee</b>				
<b>6M USD Libor + 0.13% KfW-IV Loan</b> - Repayable in equal half-yearly instalments till 15.11.2030 of €12.00 Mn, first instalment falling due on 15.11.2021	1,220.98	1,227.88	-	-
<b>Sub-Total (2)</b>	<b>1,220.98</b>	<b>1,227.88</b>	<b>-</b>	<b>-</b>
<b>(3) Bilateral/ Syndicated Loans</b>				
<b>US \$75 Mn</b> - Repayable on 30.03.2025	565.39	554.38	-	-
<b>SG \$72.07 Mn</b> - Repayable on 30.03.2025	380.80	367.22	-	-
<b>US \$100 Mn</b> - Repayable on 01.07.2024	753.86	749.10	-	-
<b>US \$150 Mn</b> - Repayable on 29.03.2024	1,130.79	1,104.53	518.78	501.99
<b>US \$250 Mn</b> - Repayable on 27.03.2024	1,884.65	1,855.66	1,729.28	1,696.87
<b>¥ 10,327.12 Mn</b> - Repayable on 31.08.2023	719.28	700.98	645.65	624.64
<b>US \$250 Mn</b> - Repayable on 08.08.2023	1,884.65	1,877.67	1,729.28	1,721.63
<b>US \$150 Mn</b> - Repayable on 12.09.2022	1,130.79	1,121.92	-	-
<b>US \$200 Mn</b> - Repayable on 28.07.2022	1,507.72	1,494.21	1,383.43	1,365.67
<b>US \$230 Mn</b> - Repayable on 19.01.2022	1,733.88	1,702.97	1,590.94	1,551.91
<b>US \$100 Mn</b> - Repayable on 05.10.2021	753.86	745.81	691.71	678.55
<b>US \$240 Mn</b> - Repayable on 26.03.2021	1,809.26	1,793.23	1,660.11	1,631.60
<b>US \$160 Mn</b> - Repayable on 26.03.2021	1,206.17	1,195.78	1,106.74	1,087.77
<b>US \$300 Mn</b> - Repayable on 29.07.2020	2,261.58	2,269.17	2,075.14	2,076.19
<b>US \$300 Mn</b> - Repayable on 01.12.2020	2,261.58	2,260.75	2,075.14	2,067.94
<b>US \$250 Mn</b> - \$57.5 Mn repaid on 26.11.2017 and \$ 192.5 Mn repayable on 29.05.2019	-	-	1,331.55	1,346.66
<b>US \$57.50 Mn</b> - Repaid on 29.05.2019	-	-	397.73	396.82
<b>Sub-Total (3)</b>	<b>19,984.26</b>	<b>19,793.38</b>	<b>16,935.48</b>	<b>16,748.24</b>
<b>Total - Foreign Currency Borrowings (1+2+3)</b>	<b>21,762.71</b>	<b>21,579.29</b>	<b>17,637.62</b>	<b>17,450.46</b>

### (v) FCNR (B) Loans

(₹ in Crores)

Particulars	As at 31-03-20		As at 31-03-19	
	Principal O/s	Amortised Cost	Principal O/s	Amortised Cost
<b>US \$135 Mn</b> - \$60 Mn repayable on 04.09.2021 and \$75 Mn repayable on 22.10.2021	1,017.71	1,020.89	933.81	936.96
<b>Total - FCNR (B) Loans</b>	<b>1,017.71</b>	<b>1,020.89</b>	<b>933.81</b>	<b>936.96</b>

## CONSOLIDATED NOTES TO ACCOUNTS

### 21.3 Unsecured Short-Term Borrowings

#### (i) FCNR (B) Loans

(₹ in Crores)

Particulars	As at 31-03-20		As at 31-03-19	
	Principal O/s	Amortised Cost	Principal O/s	Amortised Cost
US\$100 Mn - \$25 Mn repayable on 30.9.2020 and \$75 Mn repayable on 22.01.2021	753.86	753.86	-	-
US\$140 Mn - Repayable on 13.01.2021	1,055.40	1,055.51	-	-
US\$100 Mn - Repayable on 21.12.2020	753.86	753.92	-	-
US\$100 Mn - Repayable on 03.12.2020	753.86	753.93	-	-
US\$200 Mn - Repayable on 21.09.2020	1,507.72	1,512.87	-	-
US\$150 Mn - Repayable in two equal instalment on 20.05.2020 and 25.06.2020	1,130.79	1,134.82	-	-
US\$140 Mn - Repaid on 11.01.2020	-	-	1,037.57	1,037.97
US\$100 Mn - Repaid on 19.12.2019	-	-	691.71	691.99
US\$100 Mn - Repaid on 09.12.2019	-	-	691.71	692.00
US\$150 Mn - Repaid on 31.08.2019	-	-	968.40	968.80
<b>Total - FCNR (B) Loans</b>	<b>5,955.49</b>	<b>5,964.91</b>	<b>3,389.39</b>	<b>3,390.76</b>

**21.4** Term Loans from Govt./ banks/ financial institutions as mentioned in Note No. 21.1 (i) and 21.2 (i) to (iii) have been raised at interest rates ranging from 7.02% to 8.29% payable on monthly/ quarterly/ semi annual rests.

**21.5** Foreign Currency Borrowings in Note No. 21.2 (iv) (3) have been raised at interest rates ranging from a spread of 65 bps to 150 bps over 6 Months' USD/JPY LIBOR (London Inter Bank Offered Rate)

#### 21.6 Security Details of Secured Debt Securities and Borrowings

For all the secured bonds issued by the Company and outstanding as at balance sheet date, 100% security cover has been maintained by way of mortgage on certain immovable properties and/or charge on the receivables of the Company.

The Bond Series 123-I and 123-IIIB of Institutional Bonds are secured by way of first pari passu charge on the specified immovable property and the book debts of the Issuer which are charged to other lender / trustee and as may be agreed between the Issuer and the Trustee, pursuant to the terms of the Bond Trust Deed with a minimum security cover of one time of the aggregate face value of amount of bonds outstanding at all times and amount of interest due thereon in favor of IDBI Trusteeship Services Ltd.

Tax Free Bonds issued during FY 2011-12 are secured by first pari passu charge on premises at Shop No. 12, Ground Floor, Block No. 35, Church Road, Mylapore, Chennai and hypothecation of receivables of ₹4,998.66 Crores of MSEDCL in favour of Vistra ITCL (India) Ltd. (formerly known as IL&FS Trust Company Ltd.).

Tax Free Bonds issued during FY 2013-14 are secured by first pari passu charge on the book debts (other than those that are exclusively charged/earmarked to lenders / other Trustees) of the Company in favour of SBICap Trustee Company Ltd.

The Bond Series XI, XII and XIII of 54EC Capital Gain Tax Exemption Bonds and Tax Free Bonds issued during FY 2012-13 & 2015-16 are secured by first pari passu charge on (a) mortgage of premises at Sub Plot No. 8, TPS No 2, FP No. 584P, situated at Village Subhanpura, Distt Vadodara and (b) hypothecation of receivables (other than those that are exclusively charged/ earmarked to lenders / other Trustees) in favour of SBICap Trustee Company Ltd.

Refer Note No. 10 and 16.2 for the carrying value of receivables and Property, Plant and Equipment (PPE) pledged as security.

## CONSOLIDATED NOTES TO ACCOUNTS

### 22. Subordinated Liabilities

The Company has categorised all debt securities at amortised cost in accordance with the requirements of Ind AS 109.

(₹ in Crores)

Particulars	As at 31-03-20		As at 31-03-19	
	Face Value	Amortised Cost	Face Value	Amortised Cost
(i) 175 <sup>th</sup> Series - Subordinate Tier-II Bonds - 8.97% Redeemable at par on 28.03.2029	2,151.20	2,151.86	2,151.20	2,151.24
(i) 115 <sup>th</sup> Series - Subordinate Tier-II Bonds - 8.06% Redeemable at par on 31.05.2023	2,500.00	2,667.79	2,500.00	2,667.52
<b>Total - Subordinated Liabilities</b>	<b>4,651.20</b>	<b>4,819.65</b>	<b>4,651.20</b>	<b>4,818.76</b>
<b>Subordinated Liabilities in/ outside India</b>				
(i) Borrowings in India	4,651.20	4,819.65	4,651.20	4,818.76
(ii) Borrowings outside India	-	-	-	-
<b>Total - Subordinated Liabilities</b>	<b>4,651.20</b>	<b>4,819.65</b>	<b>4,651.20</b>	<b>4,818.76</b>

#### 22.1 Ratings assigned by credit rating agencies and migration of ratings during the year

##### Domestic Credit Ratings

Particulars	Long Term Rating	Short Term Rating
CRISIL	CRISIL AAA	CRISIL A1+
ICRA	ICRA AAA	ICRA A1+
CARE	CARE AAA	CARE A1+
India Ratings and Research	IND AAA	IND A1+

##### International Credit Ratings

Particulars	Rating
Fitch Ratings	BBB-
Moody's	Baa3

There has been no migration of ratings during the year.

#### 22.2 Reconciliation between carrying values and the actual amounts outstanding in respect of Borrowings:

(₹ in Crores)

Particulars	Debt Securities	Other Borrowings	Subordinated Liabilities	Total
<b>As at 31<sup>st</sup> March 2020</b>				
<b>Total Amount as per Ind-AS</b>	<b>219,918.25</b>	<b>61,550.66</b>	<b>4,819.65</b>	<b>286,288.56</b>
Less: Interest accrued on Borrowings classified under the same head as per Ind-AS	(6,872.67)	(392.52)	(170.57)	(7,435.76)
Add: Ind-AS Adjustments in respect of transaction costs at Effective Interest Rate (EIR)	976.01	234.53	2.12	1,212.66
<b>Total Borrowings Outstanding</b>	<b>214,021.59</b>	<b>61,392.67</b>	<b>4,651.20</b>	<b>280,065.46</b>
<b>As at 31<sup>st</sup> March 2019</b>				
<b>Total Amount as per Ind-AS</b>	<b>192,767.51</b>	<b>46,662.54</b>	<b>4,818.76</b>	<b>244,248.81</b>
Less: Interest accrued on Borrowings classified under the same head as per Ind-AS	(6,060.00)	(207.10)	(169.96)	(6,437.06)
Add: Ind-AS Adjustments in respect of transaction costs at Effective Interest Rate (EIR)	1,146.37	255.49	2.40	1,404.26
<b>Total Borrowings Outstanding</b>	<b>187,853.88</b>	<b>46,710.93</b>	<b>4,651.20</b>	<b>239,216.01</b>

## CONSOLIDATED NOTES TO ACCOUNTS

**22.3** The Company raises funds in different currencies through a mix of term loans from banks/ financial institutions/ Govt. agencies and bonds of different tenors through private placement of debt securities. The amounts raised during the year have been utilized for the stated objects in the offer document/ information memorandum. Further, there has been no default as on the Balance Sheet date in the repayment of debt securities, borrowings and subordinated liabilities and the Company has met all its debt servicing obligations, whether principal or interest, during the year.

### 23. Other Financial Liabilities

(₹ in Crores)

Particulars	As at 31-03-20	As at 31-03-19
<b>(A) Unpaid Dividends</b>	4.75	4.15
<b>(B) Bond Application Money refundable and interest accrued thereon</b>	-	0.05
<b>(C) Unpaid Principal &amp; Interest on Bonds</b>		
- Matured Bonds & Interest Accrued thereon	39.13	39.52
- Interest on Bonds	17.97	15.91
<b>Sub-total (C)</b>	<b>57.10</b>	<b>55.43</b>
<b>(D) Funds Received from Govt. of India for Disbursement as Subsidy/ Grant (cumulative)</b>	85,431.74	77,717.88
Add: Interest on such funds (net of refund)	31.96	42.57
Less: Disbursed to Beneficiaries (cumulative)	(83,684.07)	(76,903.42)
Undisbursed Funds to be disbursed as Subsidy/ Grant	<b>1,779.63</b>	<b>857.03</b>
<b>(E) Payables towards Bonds Fully serviced by Govt. of India</b>	21,792.32	17,996.06
<b>(F) Payable towards funded staff benefits</b>	0.38	31.78
<b>(G) Other Liabilities</b>	148.03	282.57
<b>Total (A to G)</b>	<b>23,782.21</b>	<b>19,227.07</b>

**23.1** Unpaid dividends, unpaid principal and interest on bonds include the amounts which have either not been claimed by the investors or are on hold pending formalities pursuant to investors' claims etc. The amount due to be transferred to Investor Education and Protection Fund (IEPF) as at 31<sup>st</sup> March 2020 is ₹ 0.47 crores (₹ 0.54 crores as at 31<sup>st</sup> March 2019) which has been transferred within the prescribed time limit.

### 23.2 Subsidy Under Accelerated Generation & Supply Programme (AG&SP):

The Company is maintaining an Interest Subsidy Fund Account and was given AG&SP subsidy (for disbursement to the eligible borrowers) by Govt. of India at net present value calculated at indicative rates and year in accordance with GOI's letter vide D.O.No. 32024/17/97-PFC dated 23.09.1997 and O.M.No.32024/23/2001-PFC dated 07.03.2003 irrespective of the actual repayment schedule, moratorium year and duration of repayment of the eligible schemes. The impact of difference between the indicative rate and year considered at the time of drawl and the actual can be ascertained only after the end of the respective schemes.

Net amount of ₹ 0.69 Crores as at 31<sup>st</sup> March 2020 (₹ 0.63 Crores as at 31<sup>st</sup> March 2019) represents the balance amount of interest subsidy fund, which is to be passed on to the borrowers against their interest liability arising in future, under Accelerated Generation & Supply Programme (AG&SP), which comprises of the following :-

(₹ in Crores)

Particulars	Year ended 31.03.2020	Year ended 31.03.2019
Opening Balance of Interest Subsidy Fund	0.63	0.53
Add: Interest earned during the year	0.06	0.11
Less: Interest subsidy passed on to the borrower	-	0.01
<b>Closing Balance of Interest Subsidy Fund</b>	<b>0.69</b>	<b>0.63</b>



## CONSOLIDATED NOTES TO ACCOUNTS

**23.3** Government of India has appointed the company as a nodal agency for implementation of Deen Dayal Upadhyaya Gram Jyoti Yojna (DDUGJY) and Pradhan Mantri Sahaj Bijli Har Ghar Yojana (SAUBHAGYA). The funds received for disbursement to various agencies under the scheme are kept in a separate bank account. The undisbursed funds for the scheme (including the funds received under erstwhile RGGVY Scheme) including interest earned thereto are classified under "Undisbursed Subsidy/ grant" under the head "Other Financial Liabilities".

**23.4** The movement in Interest on Subsidy/ Grant is explained as under:

(₹ in Crores)

Particulars	Year ended 31.03.2020	Year ended 31.03.2019
Opening Balance	42.57	24.41
Add: Interest earned during the year	50.10	93.70
Less: Amount refunded to Govt. during the year	60.71	75.53
Less: Disbursement out of Interest earned on account of AG&SP Grant	-	0.01
<b>Closing Balance</b>	<b>31.96</b>	<b>42.57</b>

**23.5** For meeting GOI's funding requirement of DDUGJY Scheme, during the year, the Company has raised an aggregate amount of ₹ 3,782.30 crores (Previous year ₹ 13,827 crores) through unsecured, redeemable, non-convertible, taxable bonds in the nature of debentures of face value of ₹ 10 lacs at par on private placement basis. As per Ministry of Finance (MoF) letter dated 9<sup>th</sup> September 2019, the repayment of principal and interest of the above bonds shall be made by Gol by making suitable budget provisions in the demand of Ministry of Power. Accordingly, the amount of such bonds along-with interest is also appearing as recoverable by the Company from Govt. of India (Note 12).

Details of the Gol Fully Serviced Bonds raised are as follows:

(₹ in Crores)

Particulars	Coupon Rate	Interest Frequency	Redemption Date	As at 31.03.2020	As at 31.03.2019
<b>Gol-I Series</b>	8.09%	Semi-annual	21-3-2028	1,837.00	1,837.00
<b>Gol-II Series</b>	8.01%	Semi-annual	24-3-2028	1,410.00	1,410.00
<b>Gol-III Series</b>	8.06%	Semi-annual	27-3-2028	753.00	753.00
<b>Gol-IV Series</b>	8.70%	Semi-annual	28-9-2028	3,000.00	3,000.00
<b>Gol-V Series</b>	8.54%	Semi-annual	15-11-2028	3,600.00	3,600.00
<b>Gol-VI Series</b>	8.80%	Semi-annual	22-1-2029	2,027.00	2,027.00
<b>Gol-VII Series</b>	8.60%	Semi-annual	8-3-2029	1,200.00	1,200.00
<b>Gol-VIII Series</b>	8.30%	Semi-annual	25-3-2029	4,000.00	4,000.00
<b>Gol- IX Series</b>	7.14%	Semi-annual	2-3-2030	1,500.00	-
<b>Gol- X Series</b>	8.25%	Semi-annual	26-3-2030	532.30	-
<b>Gol- XI Series</b>	7.20%	Semi-annual	31-3-2030	1,750.00	-
<b>Total</b>				<b>21,609.30</b>	<b>17,827.00</b>

## 24. Provisions

(₹ in Crores)

Particulars	As at 31-03-20	As at 31-03-19
<b>Provisions for</b>		
<b>(A) Employee Benefits</b>		
Earned Leave Liability	16.22	11.80
Medical Leave Liability	21.87	21.67
Settlement Allowance	1.60	1.42
Economic Rehabilitation Scheme	4.25	3.69
Long Service Award	1.89	1.24
Incentive	52.57	46.99
Pay Revision	-	13.06
Loyalty Bonus	0.31	0.37
<i>Sub-total (A)</i>	<b>98.71</b>	<b>100.24</b>
<b>(B) Others</b>		
Expected Credit Loss on Letters of Comfort	8.38	-
<i>Sub-total (B)</i>	<b>8.38</b>	<b>-</b>
<b>Total (A+B)</b>	<b>107.09</b>	<b>100.24</b>



## CONSOLIDATED NOTES TO ACCOUNTS

### 24.1 Movement of Expected Credit Loss provision on Letters of comfort

(₹ in Crores)

Particulars	As at 31-03-20	As at 31-03-19
Opening balance	-	0.16
Add: Created during the year	8.38	-
Less: Reversed/ Adjusted during the year	-	(0.16)
<b>Closing balance</b>	<b>8.38</b>	<b>-</b>

### 25. Other Non-financial Liabilities

(₹ in Crores)

Particulars	As at 31-03-20	As at 31-03-19
(A) Income Received in Advance	0.15	2.63
(B) Sundry Liabilities Account (Interest Capitalisation)	6.57	21.99
(C) Unamortised Fee on Undisbursed Loans	46.15	25.76
(D) Advance received from Govt. towards Govt. Schemes	4.14	16.20
(E) Statutory Dues	24.74	37.31
(F) Other Liabilities	1.48	0.71
<b>Total (A to F)</b>	<b>83.23</b>	<b>104.60</b>

### 26. Equity Share Capital

(₹ in Crores)

Particulars	As at 31-03-20		As at 31-03-19	
	No. of Shares	Amount	No. of Shares	Amount
<b>Authorised :</b>				
Equity shares of ₹ 10 each	5,000,000,000	5,000.00	5,000,000,000	5,000.00
<b>Issued, Subscribed and Paid up :</b>				
Fully paid up Equity shares of ₹ 10 each	1,974,918,000	1,974.92	1,974,918,000	1,974.92
<b>Total</b>	<b>1,974,918,000</b>	<b>1,974.92</b>	<b>1,974,918,000</b>	<b>1,974.92</b>

### 26.1 Reconciliation of the number of shares outstanding at the beginning and at the end of the year

(₹ in Crores)

Particulars	FY 2019-20		FY 2018-19	
	No. of Shares	Amount (₹)	No. of Shares	Amount
Share Capital at the beginning of the year	1,974,918,000	1,974.92	1,974,918,000	1,974.92
Add: Bonus shares issued & allotted during the year	-	-	-	-
<b>Share Capital at the end of the year</b>	<b>1,974,918,000</b>	<b>1,974.92</b>	<b>1,974,918,000</b>	<b>1,974.92</b>

### 26.2 Allotment of Bonus Shares during the year and during preceding five years

During the current year and preceding five years, no bonus shares were issued by the Company except in the FY 2016-17, when the Company had allotted 98,74,59,000 Equity Shares as fully paid up by way of bonus shares.

**26.3** The Company has neither issued any equity shares pursuant to contract without payment being received in cash nor has there been any buy-back of shares in the current year and five years immediately preceding the balance sheet date.

### 26.4 Rights, Preferences and Restrictions attached to Equity shares

The holders of the equity shares of the Company are entitled to receive dividends as and when declared by the Company and enjoy proportionate voting rights in case any resolution is put to vote. Further, the shareholders have all such rights, as may be available to a shareholder of a listed public company, under the Companies Act, 2013 and rules made thereunder, Companies Act, 1956 (to the extent applicable), SEBI (Listing Obligations and Disclosure Requirements) Regulations, 2015 and Memorandum of Association and Articles of Association of the Company.

## CONSOLIDATED NOTES TO ACCOUNTS

### 26.5 Shareholders holding more than 5% of fully paid-up equity shares as at Balance Sheet date:

Name of the Shareholder	As at 31-03-20		As at 31-03-19	
	No. of Shares	Percentage	No. of Shares	Percentage
Power Finance Corporation Ltd.	1,039,495,247	52.63%	1,039,495,247	52.63%
HDFC Trustee Company Ltd. A/c HDFC Hybrid Debt Fund	139,425,284	7.06%	114,683,937	5.81%

### 26.6 Details of equity shares held by the Holding Company, including the subsidiaries and associates

Name of the Company	As at 31-03-20		As at 31-03-19	
	No. of Shares	Percentage	No. of Shares	Percentage
Power Finance Corporation Ltd.	1,039,495,247	52.63%	1,039,495,247	52.63%

## 27. Other Equity

(₹ in Crores)

Particulars	As at 31-03-20	As at 31-03-19
<b>(A) Other Reserves</b>		
(i) Special Reserve created u/s 36(1) (viii) of the Income Tax Act, 1961	16,659.10	15,136.78
(ii) Reserve for Bad and doubtful debts u/s 36(1)(viiia) of the Income Tax Act, 1961	2,992.83	3,034.72
(iii) Reserve Fund u/s 45-IC of Reserve Bank of India Act, 1934	2,131.00	1,153.00
(iv) Debenture Redemption Reserve	-	1,318.13
(v) Securities Premium	2,236.54	2,236.54
(vi) Foreign Currency Monetary Item Translation Difference Account	(1,719.38)	(764.82)
(vii) Capital Reserve	4.70	-
(viii) General Reserve	6,976.23	5,230.54
(ix) Impairment Reserve	793.29	-
<b>(B) Retained Earnings</b>	3,674.25	5,088.19
<b>(C) Other Comprehensive Income (OCI)</b>		
- Share of Other Comprehensive Income/ (loss) of Joint Venture accounted for using equity method	(2.48)	1.46
- Equity Instruments through Other Comprehensive Income	106.26	136.88
- Effective Portion of Cash Flow Hedges	(226.08)	-
- Cost of Hedging reserve	(204.75)	-
<b>Total - Other Equity (A+B+C)</b>	<b>33,421.51</b>	<b>32,571.42</b>

Additions and deductions to the components of 'Other Equity' has been disclosed in 'Statement of Changes in Equity'.

### 27.1 Drawdown/ Transfer from Reserves

Pursuant to statutory changes and utilisation of reserves created for specific purposes, the Company has transferred the following amounts from different reserves to General Reserve during the year 2019-20:

- ₹ 1,367.27 crores from Debenture Redemption Reserve (DRR) pursuant to the Notification No. G.S.R. 574(E) dated 16th August 2019 issued by the Ministry of Corporate Affairs (MCA). Refer Note 27.5.
- ₹ 378.41 crores from Reserve for Bad & Doubtful Debts under Section 36(1)(viiia)(c) of the Income Tax Act, 1961 on account of actual write-offs on loan assets

No amount has been drawn from the reserves during the financial year 2018-19.

### 27.2 Special Reserve created u/s 36(1) (viii) of the Income Tax Act, 1961

Special Reserve created u/s 36(1) (viii) of the Income Tax Act, 1961 is maintained by the Company in order to enable the Company to avail tax benefits. As per section 36(1)(viii) of the Income Tax Act, 1961, the company is eligible for deduction

## CONSOLIDATED NOTES TO ACCOUNTS

not exceeding 20% of profit derived from long term finance activity, provided such amount is transferred and maintained in special reserve account.

### 27.3 Reserve for Bad and doubtful debts u/s 36(1)(viiia) of the Income Tax Act, 1961

Reserve for Bad and doubtful debts u/s 36(1)(viiia) of the Income Tax Act, 1961 is maintained by the Company in order to enable the Company to avail tax benefits. As per Section 36(1)(viiia) of the Income Tax Act, 1961, the Company is eligible to avail deduction in respect of any provision/ reserve made for bad and doubtful debts, not exceeding five per cent of the total income as per Income Tax Act. The reserve so maintained shall be primarily utilised for adjustment of actual bad debts or part thereof.

### 27.4 Reserve Fund u/s 45-IC of Reserve Bank of India Act, 1934

The Company is creating the Reserve Fund as required u/s 45IC of Reserve Bank of India Act, 1934, wherein at least 20% of net profit is required to be transferred before the declaration of dividend. No appropriation is allowed to be made from the reserve fund except for the purpose as may be specified by the Reserve Bank of India from time to time and further, any such appropriation is also required to be reported to the Reserve Bank of India within 21 days from the date of such withdrawal.

### 27.5 Debenture Redemption Reserve (DRR)

In accordance with provisions of Section 71(4) of the Companies Act, 2013 as further clarified by the Companies (Share Capital and Debentures) Rules, 2014 issued by Ministry of Corporate Affairs, Govt. of India, the company created Debenture Redemption Reserve (DRR) upto 25% of the value of debentures issued through public issue as per present SEBI (Issue and Listing of Debt Securities) Regulations, 2008 during the maturity period of such debentures, and no DRR is required in the case of privately placed debentures. However, subsequent to the notification by the Ministry of Corporate Affairs during the year, the Company is not required to create Debenture Redemption Reserve (DRR) pursuant to Sec. 71 of the Companies Act, 2013, read with Rule 18 of the Companies (Share Capital & Debentures) Rules 2014.

### 27.6 Securities Premium

Securities Premium represents the premium received by the Company on issue of shares and debt securities. It is utilised in accordance with the provisions of the Companies Act, 2013.

### 27.7 Foreign Currency Monetary Item Translation Difference Account

The company had opted towards an irrevocable option for amortising the foreign exchange fluctuation loss/gain on the long term foreign currency monetary items over the balance period of such items in accordance with Para 46A of the erstwhile applicable Accounting Standard 11 'The Effects of Changes in Foreign Exchange Rates'. The Company opted to continue the policy of such amortisation as per the previous GAAP in respect of the exchange differences arising from translation of long-term foreign currency monetary items as on 31<sup>st</sup> March 2018 in line with the provisions of Ind-AS. The balance in this account represents the unamortised gain/ (loss) which will be amortised over the balance period of the eligible long term foreign currency monetary liabilities.

### 27.8 General Reserve

General Reserve includes the amounts appropriated from the profits of the Company and also amounts transferred from Statutory Reserves. In view of the erstwhile provisions of the Companies Act, 1956, the Company had transferred certain percentage of the profits to General Reserve before declaration of dividend. However, Companies Act, 2013 does not mandate transfer of profits to General Reserve before declaration of dividend.

### 27.9 Impairment Reserve

Reserve Bank of India (RBI) issued Notification No. DOR (NBFC).CC.PD.No.109/22.10.106/2019-20 dated 13th March 2020 in respect of 'Implementation of Indian Accounting Standards' by NBFCs. In terms of the said circular, in case the impairment allowance under Ind AS 109 is lower than the provisioning required under Income Recognition, Asset Classification and Provisioning (IRACP) Norms (including standard asset provisioning) issued by RBI, the Company is required to appropriate the difference from their net profit after tax to "Impairment Reserve". No withdrawals are permitted from this reserve without prior permission from the Department of Supervision, RBI. Refer Note. 50.1.3 (W) in respect of the disclosure in respect of comparison between impairment allowance and provisioning under IRACP Norms.

### 27.10 Equity Instruments through Other Comprehensive Income (OCI)

The Company has elected to recognise changes in the fair value of certain investments in equity securities through other comprehensive income. These changes are accumulated within the OCI reserve within equity. The Group transfers amounts from this reserve to retained earnings when the related equity securities are derecognised.

## CONSOLIDATED NOTES TO ACCOUNTS

### 27.11 Effective Portion of Cash Flow Hedges

The Company uses derivative instruments in pursuance of managing its foreign currency risk and interest rate risk associated on borrowings. For hedging foreign currency and interest rate risk, the Company uses foreign currency forward contracts, cross currency swaps, foreign currency option contracts and interest rate swaps. To the extent the derivative contracts designated under the hedge accounting are effective hedges, the change in fair value of the hedging instrument is recognised in 'Cash Flow Hedging reserve'. Amounts recognised in such reserve are reclassified to the Statement of Profit or Loss when the hedged item affects profit or loss.

### 27.12 Cost of Hedging Reserve

The Company designates the intrinsic value of foreign currency option contracts as hedging instruments in 'Cash Flow Hedge' relationships. The changes in fair value of the time value of an option are recognised in OCI and amortised to the Statement of Profit and Loss on a rational basis.

### 27.13 Dividend declared/ proposed by the Company for Equity Shares of ₹ 10/- each

Particulars	Year ended 31.03.2020		Year ended 31.03.2019	
	Dividend per Equity Share (₹)	Dividend Amount (₹ in Crores)	Dividend per Equity Share (₹)	Dividend Amount (₹ in Crores)
Interim Dividend	11.00	2,172.41	11.00	2,172.41
<b>Total Dividend for the year</b>	<b>11.00</b>	<b>2,172.41</b>	<b>11.00</b>	<b>2,172.41</b>

## 28. Interest Income

(₹ in Crores)

Particulars	Year ended 31.03.2020			Year ended 31.03.2019		
	On Financial Assets measured at Fair Value through OCI	On Financial Assets measured at Amortised Cost	On Financial Assets measured at Fair Value through Profit or Loss	On Financial Assets measured at Fair Value through OCI	On Financial Assets measured at Amortised Cost	On Financial Assets measured at Fair Value through Profit or Loss
<b>(A) Interest on Loan Assets</b>						
(i) Long term financing	-	29,245.18	-	-	24,405.17	-
Less: Rebate for timely payments/ completion etc	-	(0.08)	-	-	(6.11)	-
Long term financing (net)	-	29,245.10	-	-	24,399.06	-
(ii) Short term financing	-	177.23	-	-	328.84	-
<b>Sub-total (A)</b>	-	<b>29,422.33</b>	-	-	<b>24,727.90</b>	-
<b>(B) Interest Income from Investments</b>						
(i) Interest from CP/ ICD	-	0.21	-	-	0.67	-
(ii) Interest from Govt. Securities	-	1.89	-	-	9.43	-
(iii) Interest from Long Term Investments	-	3.14	169.75	-	18.01	168.25
<b>Sub-total (B)</b>	-	<b>5.24</b>	<b>169.75</b>	-	<b>28.11</b>	<b>168.25</b>
<b>(C) Interest on Deposits with Banks</b>						
(i) Interest from Deposits	-	66.27	-	-	51.81	-
<b>Sub-total (C)</b>	-	<b>66.27</b>	-	-	<b>51.81</b>	-
<b>(D) Other Interest Income</b>						
(i) Interest from Staff Advances	-	4.45	-	-	3.89	-
(ii) Interest on Mobilisation Advance	-	2.39	-	-	2.80	-
(iii) Unwinding of Discount of Security Deposits	-	0.08	-	-	0.09	-
(iv) Interest from SPVs	-	1.27	-	-	0.77	-
<b>Sub-total (D)</b>	-	<b>8.19</b>	-	-	<b>7.55</b>	-
<b>Total (A to D)</b>	-	<b>29,502.03</b>	<b>169.75</b>	-	<b>24,815.37</b>	<b>168.25</b>

## CONSOLIDATED NOTES TO ACCOUNTS

### 29. Dividend Income

(₹ in Crores)

Particulars	Year ended 31.03.2020	Year ended 31.03.2019
- Dividend from Long-Term Investments	36.94	20.38
<b>Total - Dividend Income</b>	<b>36.94</b>	<b>20.38</b>

#### 29.1 Details of dividend recognised on equity investments designated at FVOCI :

(₹ in Crores)

Particulars	Year ended 31.03.2020	Year ended 31.03.2019
Dividend on:		
- Investments held at the end of the year	36.94	20.14
- Investments derecognized during the year	-	0.24
<b>Total</b>	<b>36.94</b>	<b>20.38</b>

### 30. Fees and Commission Income

(₹ in Crores)

Particulars	Year ended 31.03.2020	Year ended 31.03.2019
Fees based Income	6.68	2.78
Prepayment Premium	12.75	139.29
Fee for Implementation of Govt. Schemes	19.52	83.02
<b>Total - Fees and Commission Income</b>	<b>38.95</b>	<b>225.09</b>

### 31. Sale of services

(₹ in Crores)

Particulars	Year ended 31.03.2020	Year ended 31.03.2019
Consultancy Engineering Services	166.80	149.72
Execution of IT Implementation projects	7.68	19.42
Income from REC - UE Village Project	7.63	-
Documentation fees	-	0.79
<b>Total-Sale of services</b>	<b>182.11</b>	<b>169.93</b>

### 32. Other Income

(₹ in Crores)

Particulars	Year ended 31.03.2020	Year ended 31.03.2019
- Provision/ Liabilities Written Back	-	10.83
- Fees from Training Courses	6.38	8.69
- Interest from Income Tax Refund	2.85	-
- Profit on sale of long term investments	3.16	-
- Miscellaneous Income	64.88	12.79
<b>Total - Other Income</b>	<b>77.27</b>	<b>32.31</b>

## CONSOLIDATED NOTES TO ACCOUNTS

### 33. Finance Costs

Finance Costs have been incurred on financial liabilities measured at amortised cost.

(₹ in Crores)

Particulars	Year ended 31.03.2020	Year ended 31.03.2019
<b>(i) Interest on Debt Securities</b>		
- Domestic Debt Securities	13,923.95	12,965.67
- Foreign Currency Debt Securities	698.20	441.83
- Commercial Paper	463.66	402.84
<b>Sub-Total (i)</b>	<b>15,085.81</b>	<b>13,810.34</b>
<b>(ii) Interest on Borrowings</b>		
- Loans from Govt. of India	612.97	121.84
- Loans from Banks/ Financial Institutions	1,725.10	594.30
- External Commercial Borrowings	1,073.79	914.19
- Lease Liability	0.29	-
<b>Sub-Total (ii)</b>	<b>3,412.15</b>	<b>1,630.33</b>
<b>(iii) Interest on Subordinated Liabilities</b>		
- Subordinate Bonds	395.36	203.25
<b>Sub-Total (iii)</b>	<b>395.36</b>	<b>203.25</b>
<b>(iv) Other Interest Expense</b>		
- Swap Premium	108.83	-
- Interest on Income Tax	0.21	3.70
- Interest on liability towards employee benefits	4.60	-
- Miscellaneous interest expense	0.13	2.95
<b>Sub-Total (iv)</b>	<b>113.77</b>	<b>6.65</b>
<b>Total - Finance Costs</b>	<b>19,007.09</b>	<b>15,650.57</b>
Less: Finance Costs Capitalised	(15.79)	(11.37)
<b>Total - Finance Costs (Net)</b>	<b>18,991.30</b>	<b>15,639.20</b>

### 34. Net translation/ transaction exchange loss/ (gain)

(₹ in Crores)

Particulars	Year ended 31.03.2020	Year ended 31.03.2019
Net translation/ transaction exchange loss/ (gain)	2,357.90	521.19
<b>Total</b>	<b>2,357.90</b>	<b>521.19</b>

The figures above include amortisation of net translation/ transaction exchange loss/ (gain) on Long Term Foreign Currency Monetary Items recognised in the financial statements before 1st April 2018 amounting to ₹ 675.95 crores (Previous year ₹ 726.35 crores).

**34.1** The foreign currency monetary items are translated at FBIL (Financial Benchmark India Private Ltd) reference rates prevailing at the end of each reporting period or where the FBIL reference rate is not available for any currency, the closing rate for the same date quoted on Bloomberg. The respective rates as on the reporting date are as below:

Exchange Rates	USD/INR	JPY/INR	Euro/INR	SGD/INR
As at 31 <sup>st</sup> March 2020	75.3859	0.6965	83.0496	52.8342
As at 31 <sup>st</sup> March 2019	69.1713	0.6252	77.7024	51.1422

### 35. Fees and commission expense

(₹ in Crores)

Particulars	Year ended 31.03.2020	Year ended 31.03.2019
<b>(i) Guarantee Fee</b>	13.29	11.06
<b>(ii) Listing and Trusteeship Fee</b>	1.51	1.67
<b>(iii) Agency Fees</b>	1.66	0.78
<b>(iv) Credit Rating Expenses</b>	3.05	2.85
<b>(v) Other Finance Charges</b>	5.93	18.02
<b>Total (i to v)</b>	<b>25.44</b>	<b>34.38</b>

## CONSOLIDATED NOTES TO ACCOUNTS

### 36. Net Gain/ (loss) on Fair Value Changes

(₹ in Crores)

Particulars	Year ended 31.03.2020	Year ended 31.03.2019
<b>(A) Net gain/ (loss) on financial instruments at Fair Value through profit or loss</b>		
<b>(i) On trading Portfolio</b>	-	-
<b>(ii) Others</b>		
- Changes in fair value of Derivatives	(47.72)	(351.52)
- Changes in fair value of FVTPL Investments	6.40	-
- Changes in fair value of Short-term investment of surplus funds in Mutual Funds	15.47	3.00
<b>Sub-total (ii)</b>	<b>(25.85)</b>	<b>(348.52)</b>
<b>Total</b>	<b>(25.85)</b>	<b>(348.52)</b>
<b>Breakup of Fair Value Changes</b>		
- Realised	(60.07)	(619.05)
- Unrealised	34.22	270.53
<b>Total Net Gain/ (loss) on Fair Value Changes</b>	<b>(25.85)</b>	<b>(348.52)</b>

Fair value changes in this schedule are other than those arising on account of accrued interest income/ expense and represents changes in fair value of derivatives designated as economic hedges not designated under hedge accounting and ineffective hedge

### 37. Impairment on financial instruments

(₹ in Crores)

Particulars	Year ended 31.03.2020		Year ended 31.03.2019	
	On financial instruments measured at FVOCI	On financial instruments measured at Amortised Cost	On financial instruments measured at FVOCI	On financial instruments measured at Amortised Cost
(i) - Loans *	-	884.91	-	222.32
(ii) - Others	-	34.58	-	21.17
<b>Total (i+ii)</b>	<b>-</b>	<b>919.49</b>	<b>-</b>	<b>243.49</b>

\* includes ₹8.38 crores (Previous year ₹-0.16 crores towards impairment allowance on Letters of Comfort).

### 38. Cost of services rendered

(₹ in Crores)

Particulars	Year ended 31.03.2020	Year ended 31.03.2019
Project Expenses	71.61	85.15
<b>Total</b>	<b>71.61</b>	<b>85.15</b>

### 39. Employee Benefits Expense

(₹ in Crores)

Particulars	Year ended 31.03.2020	Year ended 31.03.2019
- Salaries and Allowances	145.83	130.70
- Contribution to Provident Fund and Other Funds	15.49	14.93
- Expenses towards Post Employment Benefits	5.07	11.70
- Rent towards Residential Accommodation for Employees	1.58	0.69
- Staff Welfare Expenses	25.18	19.35
<b>Total</b>	<b>193.15</b>	<b>177.37</b>



## CONSOLIDATED NOTES TO ACCOUNTS

### 40. Depreciation and amortization

(₹ in Crores)

Particulars	Year ended 31.03.2020	Year ended 31.03.2019
- Depreciation on Property, Plant & Equipment	8.48	6.77
- Amortization on Intangible Assets	3.29	1.52
<b>Total</b>	<b>11.77</b>	<b>8.29</b>

### 41. Corporate Social Responsibility Expenses

(₹ in Crores)

Particulars	Year ended 31.03.2020	Year ended 31.03.2019
- Direct Expenditure	254.53	99.93
- Overheads	4.76	4.56
<b>Total</b>	<b>259.29</b>	<b>104.49</b>

#### 41.1 Disclosure in respect of CSR Expenses:

(a) Amount spent during the year:

(₹ in Crores)

Particulars	Year ended 31.03.2020			Year ended 31.03.2019		
	In Cash	Yet to be paid	Total	In Cash	Yet to be paid	Total
<b>(i) Construction/ acquisition of any asset</b>	-	-	-			
<b>(ii) On purpose other than (i) above</b>						
Health/Sanitation / Waste Management / Drinking water	55.38	-	55.38	42.25	-	42.25
Education/ Vocational/ Skill Development	41.63	-	41.63	6.66	-	6.66
Environmental Sustainability (Solar Applications/ Afforestation/ Energy efficient LED lighting)	32.21	-	32.21	16.37	-	16.37
Sports	0.02	-	0.02	0.06	-	0.06
Contribution to PM CARES Fund	100.00	-	100.00	-	-	-
Provision of food/ration to migrant workers due to COVID- 19	1.59	-	1.59	-	-	-
Others	23.70	-	23.70	34.59	-	34.59
Administrative overheads including training, impact assessment etc.	4.76	-	4.76	4.56	-	4.56
<b>Total (ii)</b>	<b>259.29</b>	<b>-</b>	<b>259.29</b>	<b>104.49</b>	<b>-</b>	<b>104.49</b>

In support of the fight against the Covid-19 pandemic, the Company committed a total contribution of ₹ 150 crores to the Prime Minister's Citizen Assistance and Relief in Emergency Situations Fund (PM CARES Fund), of which a contribution of ₹ 100 crores was made during the year 2019-20 and the balance ₹ 50 crores have been contributed subsequent to 31<sup>st</sup> March 2020. Further, the company also sanctioned an amount of ₹ 10 crores for distribution of food/ration to migrant workers, of which ₹ 7.07 crores has been incurred till date, including ₹ 1.59 crores spent till 31 March 2020. To express the solidarity with the Nation's fight against the pandemic outbreak, the employees of the Company also contributed a day's salary to PM CARES Fund in April 2020.



## CONSOLIDATED NOTES TO ACCOUNTS

### 42. Other Expenses

(₹ in Crores)

Particulars	Year ended 31.03.2020	Year ended 31.03.2019
- Travelling and Conveyance	15.80	17.05
- Publicity & Promotion Expenses	6.03	83.22
- Repairs and Maintenance	12.38	7.81
- Rent, taxes and energy costs	15.12	17.55
- Insurance Charges	0.13	0.05
- Communication costs	3.42	2.72
- Printing & stationery	2.92	4.11
- Director's sitting fees	0.19	0.24
- Auditors' fees and expenses	1.62	1.63
- Legal & Professional Charges	12.21	10.10
- Donations	-	2.00
- Net Loss on Disposal of Property, Plant & Equipment	1.69	0.86
- Monitoring Expenses	12.49	10.85
- Miscellaneous Expenses	46.41	30.57
<b>Total</b>	<b>130.41</b>	<b>188.76</b>

#### 42.1 Disclosure in respect of Auditors' fees and expenses

(₹ in Crores)

Particulars	Year ended 31.03.2020	Year ended 31.03.2019
<b>Fees paid to statutory auditors :</b>		
- as auditor	0.50	0.48
- for taxation matters *	0.13	0.29
- for company law matters (includes limited review fees)	0.35	0.45
- for other services	-	-
(i) Certification of MTN Offer Document/ Comfort Letter	0.40	0.20
(ii) Other Certifications	0.06	0.08
- for reimbursement of expenses	0.04	0.03
<b>Sub-total</b>	<b>1.48</b>	<b>1.53</b>
<b>Non-recoverable tax credit in respect of fees paid to auditors</b>	<b>0.14</b>	<b>0.10</b>
<b>Total - Auditor's fees and expenses</b>	<b>1.62</b>	<b>1.63</b>

\* includes Nil (Previous year ₹0.09 crores) of fees for taxation matters pertaining to earlier years.

### 43. Tax Expense

(₹ in Crores)

Particulars	Year ended 31.03.2020	Year ended 31.03.2019
- Current tax expense	1,579.79	1,826.51
- Current tax expense/ (benefit) pertaining to earlier years	65.27	(13.28)
<b>Sub-total - Current Tax</b>	<b>1,645.06</b>	<b>1,813.23</b>
- Deferred tax expense/ (credit)	412.65	535.83
<b>Total</b>	<b>2,057.71</b>	<b>2,349.06</b>

## CONSOLIDATED NOTES TO ACCOUNTS

### 43.1 Reconciliation of Effective Tax Rate

The reconciliation of estimated income tax expense at statutory income tax rate to income tax expense reported in statement of profit and loss is as follows:

(₹ in Crores)

Particulars	Year ended 31.03.2020	Year ended 31.03.2019
<b>Profit before Tax</b>	7,029.98	8,090.44
<b>Statutory income tax rate</b>	<b>25.168%</b>	<b>34.944%</b>
<b>Expected income tax expense</b>	<b>1,769.31</b>	<b>2,827.12</b>
<b>Tax effect of income tax adjustments:</b>		
Benefit of deduction u/s 36(1)(viii) of Income Tax Act 1961	(383.14)	(462.51)
Non-allowability of CSR expenses	20.68	19.08
Other non-deductible tax expenses	1.93	1.01
Interest on Advance Income tax disallowed	-	1.20
Exempt Income	(9.62)	(5.84)
Tax effect of income on tax free bonds	(1.65)	(1.93)
Income Tax Earlier Years	65.27	(13.28)
Impact of change in tax rates	661.54	1.95
Impact of income chargeable at different tax rates	-	(4.27)
Impact of provisional expenditure for earlier year	(1.22)	-
Impact/ (reversals) of deferred tax on undistributed profits of subsidiaries and Joint Ventures	(63.83)	-
Tax impact on undistributed profits of subsidiaries	-	(12.03)
Tax effect on JV profit accounted for using equity method	(2.30)	(1.45)
Tax effect on dividend paid by JV	0.43	-
Tax effect of intra group revenue reversals	0.31	-
<b>Tax expense</b>	<b>2,057.71</b>	<b>2,349.05</b>

**43.2** The applicable tax rate for the Company has decreased from 34.944% to 25.168% during the year as the Company exercised the option permitted under Section 115BAA of the Income-tax Act, 1961, as introduced by the Taxation Laws (Amendment) Act, 2019. The Company has recognised provision for income tax for the year ended 31<sup>st</sup> March 2020 and remeasured its deferred tax assets accordingly.

### 44. Earnings per Share

Particulars	Year ended 31.03.2020	Year ended 31.03.2019
<b>Numerator</b>		
Profit for the period from continuing operations as per Statement of Profit and Loss (₹ in Crores)	4,972.27	5,741.38
Profit for the period from continuing and discontinued operations as per Statement of Profit and Loss (₹ in Crores)	4,972.27	5,741.38
<b>Denominator</b>		
Weighted average Number of equity shares	1,974,918,000	1,974,918,000
Basic & Diluted Earnings per Share (in ₹ for an equity share of ₹ 10 each) (for continuing operations)	25.18	29.07
Basic & Diluted Earnings per Share (in ₹ for an equity share of ₹ 10 each) (for continuing and discontinued operations)	25.18	29.07

## CONSOLIDATED NOTES TO ACCOUNTS

### 45. Contingent Liabilities and Commitments :

#### 45.1 Contingent Liabilities not provided for in respect of:

(₹ in Crores)

Particulars	As at 31-03-20	As at 31-03-19
<b>(A) Claims against the Company not acknowledged as debts</b>	0.22	0.08
<b>(B) Taxation Demands</b>		
- Demands raised by the Income Tax Department	113.99	91.03
- Demands against appeals filed by the Income Tax Department against the relief allowed to the Company	38.30	30.42
- Demands raised in respect of Service Tax	-	0.36
<b>(C) Others</b>		
- Letters of Comfort	951.29	-
- Bank Guarantees	30.78	29.86

The amount referred to in 'A' above are in respect of cases pending in various courts including arbitration cases and is dependent upon the outcome of settlement of court/arbitration cases.

The amount referred to in 'B' above are against various demands raised by the Income Tax Department/ Service Tax Department including the cases pending in Delhi High Court/ Supreme Court. The company is contesting these tax demands and the management believes that its position will likely be upheld in the appellate process. Further, the ultimate outcome of these proceedings will not have a material adverse effect on the Company's financial position and results of operations.

#### 45.2 Commitments not provided for in respect of:

(₹ in Crores)

Particulars	As at 31-03-20	As at 31-03-19
<b>- Contracts remaining to be executed on capital account</b>		
- Towards Property, Plant & Equipment	315.07	362.33
- Towards Intangible Assets	-	2.82
<b>- Other Commitments</b>		
- CSR Commitments	291.44	301.46

### 46. Details of Registration/ License/ authorisation obtained from financial sector regulators:

Particulars	Regulator Name	Registration Details
(i) Corporate Identification Number	Ministry of Corporate Affairs	L40101DL1969GOI005095
(ii) Registration Number	Reserve Bank of India	14.000011
(iii) Legal Entity Identifier (LEI) Code	Global Legal Entity Identifier Foundation (GLEIF)	335800B4YRYWAMIJZ374

### 47. Implementation of Govt. Schemes

#### 47.1 Pradhan Mantri Sahaj Bijli Har Ghar Yojana (SAUBHAGYA)

Government of India has launched a scheme "Pradhan Mantri Sahaj Bijli Har Ghar Yojana" - Saubhagya to achieve universal household electrification in the country. The scheme envisages to provide last mile connectivity and electricity connections to all remaining un-electrified households in rural areas and poor households in urban areas. The capital outlay of Saubhagya Scheme is ₹ 16,320 Crore including Gross Budgetary Support of ₹ 12,320 Crore during the entire implementation period. Ministry of Power designated REC as the Nodal agency for operationalization of Saubhagya Scheme.

#### 47.2 Deen Dayal Upadhyaya Gram Jyoti Yojana (DDUGJY)

Deendayal Upadhyaya Gram Jyoti Yojana (DDUGJY) is the flagship scheme of Government of India covering all aspects of rural power distribution. Under the scheme 60% of the project cost (85% for special States) is provided as grant by Government

## CONSOLIDATED NOTES TO ACCOUNTS

of India and additional grant upto 15% (5% for special States) on achievement of prescribed milestones. DDUGJY facilitates towards achievement of '24x7 Power for All' in the country through the following project components:

- (i) Separation of agriculture and non-agriculture feeders facilitating adequate power supply to agriculture & continuous power supply to non-agricultural consumers in the rural areas;
- (ii) Strengthening and augmentation of sub-transmission & distribution infrastructure in rural areas, including metering of distribution transformers/ feeders/ consumers;
- (iii) Micro-grid and Off-grid distribution network;
- (iv) Rural Electrification component under the RGGVY 12th and 13th plans, subsumed to DDUGJY.

The components at (i) and (ii) of the above scheme will have an estimated outlay of ₹43,033 Crore including budgetary support of ₹33,453 Crore from Government of India during the entire implementation period. The scheme of RGGVY as approved by CCEA for continuation in 12<sup>th</sup> and 13<sup>th</sup> plan have been subsumed in this scheme as a separate Rural Electrification (RE) component.

### 47.3 National Electricity Fund (NEF)

The National Electricity Fund (NEF), an interest subsidy scheme, has become operational since FY 2012-13. The scheme has been introduced by the Government of India to promote capital investment in the distribution sector. The scheme provides interest subsidy linked with reform measures, on the loans taken by public and private distribution power utilities for various capital works in the Distribution sector. NEF would provide interest subsidy aggregating up to ₹8,466 Crore (including interest subsidy to the borrowers, Service Charges to the Nodal Agency, payments to Independent Evaluators and other incidental expenses) spread over 14 years for loan disbursement against projects approved during 2012-13 and 2013-14. REC has been nominated as the Nodal Agency for operationalization of NEF scheme across the country.

### 47.4 J&K Prime Minister's Development Plan (PMDP)

Government of Jammu & Kashmir, Power Development Department has appointed RECPDCL and RECTPCL as a Project Implementing Agency (PIA) for design, engineering, procurement, supply, erection, testing and commissioning of all the material and services works to be taken-up for execution of distribution work under PMDP in J&K state on nomination basis, as per actual cost to be discovered through competitive biddings.

### 47.5 Urja Mitra and 11 kV Feeder Monitoring

Ministry of Power has initiated two schemes namely Urja Mitra and 11 kV Feeder Monitoring. Urja Mitra is an initiative which aims to provide information about power outage/cuts /breakdown/shutdown (both planned and unplanned) to the consumers. Feeder Monitoring scheme is to develop a Self-sustained independent web based system for automated 11 kV Rural Feeder Monitoring System through Data Logging of various essential parameters of all the Outgoing 11kV rural feeders from 66, 33/11 kV sub stations and make the information available online for various stake holders including public portal, on real time basis for power supply monitoring, alerts, meter data analysis, information dissemination and energy audit. RECTPCL has been appointed as nodal agency for the both the schemes.

## 48. Capital management

The Group manages its capital to ensure that it will continue as going concern while maximizing the return to stakeholders. The capital structure of the Group consists of the equity and the long-term borrowings made by the Group.

Management assesses the Group's capital requirements in order to maintain an efficient overall financing structure while avoiding excessive leverage. The Group manages the capital structure and raises funds through the suitable instruments, in light of the dynamic business environment and liquidity position within the sector. Further, with regard to capital restructuring, the Group is also guided, inter alia, by guidelines on "Capital Restructuring of Central Public Sector Enterprises" issued by Department of Investment and Public Asset Management (DIPAM), Ministry of Finance, Department of Public Enterprises in respect of issue of bonus shares, dividend distribution, buy back of equity shares etc. The Group has complied with all externally imposed capital requirements.

The debt-equity ratio of the Group is as below:

Particulars	(₹ in Crores)	
	As at 31.03.2020	As at 31.03.2019
Total debt	280,065.46	239,216.01
Net Worth	35,396.43	34,546.34
<b>Debt-equity ratio</b>	<b>7.91</b>	<b>6.92</b>

Total debt represents principal outstanding.

## CONSOLIDATED NOTES TO ACCOUNTS

### Dividend Distribution Policy

BoD monitors the dividend pay-out to the shareholders of the Company. Dividend distribution policy of the Company focuses on various factors including but not limited to the present & future capital requirements, profits earned during the financial year, Capital to Risk-weighted Assets Ratio (CRAR), cost of raising funds from alternate sources, cash flow position and applicable taxes including tax on dividend, subject to the guidelines as applicable from time to time, cash flow position and net worth of the Company, subject to the guidelines as applicable from time to time.

As per the extant guidelines issued by DIPAM, Govt. of India, Company is required to pay a minimum annual dividend of 30% of PAT or 5% of the net-worth, whichever is higher. Though the Company endeavors to declare the dividend as per these guidelines, the Company may propose lower dividend after analysis of various financial parameters, cash flow position and funds required for future growth.

The Company has also adopted various policies for the management of the Company which inter-alia include Comprehensive Risk Management Policy, Whistle Blower Policy, Code for Prevention of Insider Trading in REC Equity Shares/Securities, Policy for prevention of Fraud, The Code of Business Conduct and Ethics for Board Members and Senior Management, Fair Practices Code, etc.

### 49. Capital to Risk-weighted Assets Ratio

The Company is complying with the Capital Adequacy requirements as prescribed by the Reserve Bank of India. Being an NBFC and Infrastructure Finance Company (NBFC-IFC), REC is required to maintain a Capital to Risk Weighted Assets Ratio (CRAR) of 15% (with a minimum Tier I Capital of 10%)

Particulars	As at 31.03.20	As at 31.03.19
(i) CRAR (%)	16.06%	17.77%
(ii) CRAR - Tier I Capital (%)	13.17%	14.44%
(iii) CRAR - Tier II Capital (%)	2.89%	3.33%

Details of Tier II capital and perpetual debt instruments raised during the financial year are as under:

(₹ in Crores)

Particulars	FY 2019 20	FY 2018-19
Amount of subordinated debt raised as Tier-II capital	-	2,151.20
Amount raised by issue of Perpetual Debt Instruments	-	-

### 50. Financial Risk Management

The Group's board of directors has overall responsibility for the establishment and oversight of the Company risk management framework. The Group has formulated a comprehensive Risk Management Policy, which covers, inter-alia, Credit Risk, Operational Risk and Market Risk of the organization. The Group's risk management policies are guided by well-defined policies appropriate for various risk categories, independent risk oversight and periodic monitoring. A Risk Management Committee (RMC) has also been constituted under the chairmanship of an Independent Director, whose main function is to identify and monitor various risks of the organization and to suggest actions for mitigation of the same.

This note explains the sources of risk which the entity is exposed to and how the entity manages the risk and the related impact in the financial statements.

Risk	Exposure arising from	Measurement	Management
Credit risk	Cash and cash equivalents, loans, financial assets measured at amortised cost, investment in debt securities	Ageing analysis	Bank deposits, liquid funds, diversification of asset base, credit limits and collateral.
Liquidity risk	Borrowings, debt securities, subordinated liabilities, and other financial liabilities	Rolling cash flow forecasts	Availability of committed credit lines and borrowing facilities
Market risk - Currency risk	Recognised financial assets and liabilities not denominated in Indian Rupee (INR)	Cash flow forecasting	Derivative contracts
Market risk - interest rate risk	Borrowings, debt securities and subordinated liabilities at variable interest rates	Sensitivity analysis	Derivative contracts
Market risk - equity price risk	Investments in quoted equity securities	Sensitivity analysis	Diversification of portfolio, with focus on strategic investments

In order to avoid excessive concentrations of risk, the Group's policies and procedures include specific guidelines to focus on maintaining a diversified portfolio. Identified concentrations of credit risks are controlled and managed accordingly.

## CONSOLIDATED NOTES TO ACCOUNTS

For managing these risks, the Company has put in place an integrated enterprise-wide risk management mechanism to ensure that these risks are monitored carefully and managed efficiently. Pursuant to RBI notification DNBR (PD) CC.NO./099/03.10.001/2018-19, to augment risk management practices in the Company, the Board has also appointed a Chief Risk Officer (CRO) who is involved in the process of identification, measurement and mitigation of risks. The risk management approach i.e. Company's objectives, policies and processes for measuring and managing each of above risk is set out in the subsequent paragraphs.

### 50.1 Credit Risk

Credit risk refers to the risk that counterparty will default on its contractual obligations resulting in financial loss to the Group. The Group's exposure to credit risk is influenced mainly by cash and cash equivalents, other bank balances, investments, loan assets, trade receivables and other financial assets. The Group continuously monitors defaults of customers and other counterparties and incorporates this information into its credit risk controls.

#### 50.1.1 Financial assets that expose the entity to credit risk

(₹ in Crores)

Particulars	As at 31.03.2020	As at 31.03.2019
<b>(i) Low credit risk on financial reporting date</b>		
Cash and cash equivalents	1,717.71	381.99
Bank balances other than above	2,257.45	1,733.08
Loans *	299,697.53	256,448.62
Trade Receivables	87.92	117.03
Investments **	1,601.06	1,636.14
Other financial assets	22,099.67	18,363.99
<b>(ii) Moderate credit risk</b>		
Loans *	2,431.27	4,412.62
Trade Receivables	52.01	34.89
<b>(iii) High credit risk</b>		
Loans *	21,255.55	20,348.44
Trade Receivables	33.60	23.83
Other financial assets	30.85	26.69

\* Represents the principal outstanding (along with undisbursed amount towards Letters of Comfort) without deduction for expected credit losses

\*\* This does not include investments in equity instruments and venture capital funds as they are carried at FVOCI or FVTPL.

#### Cash and cash equivalents and bank deposits

Credit risk related to cash and cash equivalents and bank deposits is managed by parking funds in investment grade rated instruments and highly rated banks and also diversifying the deposit base by investing in different instruments/ banks across the country.

#### Loans

Credit risk related to borrowers are mitigated through adequate security arrangements for the loans by way of hypothecation of future project loan assets, receivables, inventories or any other assets, Govt. Guarantees, Corporate guarantees etc. and additionally Collaterals wherever required. The Company closely monitors the credit-worthiness of the promoters through well-defined entity appraisal guidelines that are configured from systematic institutional and project appraisal process analysis to assess the credit risk and define credit limits of borrower, thereby, limiting the credit risk to pre-calculated amounts. These processes include a detailed appraisal methodology, identification of risks and suitable structuring and credit risk mitigation measures in form of pre-disbursement conditions.

#### Trade Receivables

Credit risk related to Trade Receivables is mitigated by assessing the credit worthiness of debtors and is managed by monitoring the recoverability of such amounts continuously.

#### Other financial assets measured at amortized cost

Other financial assets measured at amortized cost includes loans and advances to employees and subsidiaries, security deposits and other amounts recoverable, including from Govt. of India. Credit risk related to these other financial assets is managed by monitoring the recoverability of such amounts continuously.



## CONSOLIDATED NOTES TO ACCOUNTS

### 50.1.2 Expected Credit Losses (ECL) for financial assets other than loans and trade receivables

Company provides for expected credit losses on financial assets other than loans and trade receivables by assessing individual financial instruments for expectation of any credit losses:

- For cash and cash equivalents and other bank balances - Since the Company deals with only high-rated banks and financial institutions for banking operations and the liquid funds category in the debt funds with consistent track record for short term investment of surplus funds, credit risk in respect of cash and cash equivalents, other bank balances and bank deposits is evaluated as very low.
- For investments - Considering that the investments are in debt securities of the State Govt./ minimum investment grade rated Government Companies and Public Sector Banks, credit risk is considered low.
- For other financial assets - Credit risk is evaluated based on Company's knowledge of the credit worthiness of those parties and loss allowance is measured for 12 month expected credit losses upon initial recognition and provide for lifetime expected credit losses upon significant increase in credit risk.

Details of expected credit loss for financial assets other than Loans and Trade Receivables is disclosed as follows:

(₹ in Crores)

Particulars	As at 31.03.2020			As at 31.03.2019		
	Gross Carrying Amount	ECL	Net Carrying amount	Gross Carrying Amount	ECL	Net Carrying amount
Cash and cash equivalents	1,717.71	-	1,717.71	381.99	-	381.99
Bank balances other than above	2,257.45	-	2,257.45	1,733.08	-	1,733.08
Investments	1,601.06	-	1,601.06	1,636.14	-	1,636.14
Other financial assets*	22,130.52	30.85	22,099.67	18,390.68	26.69	18,363.99

\*The impairment allowance has been provided in full on other financial assets considered as credit-impaired.

### 50.1.3 Expected Credit Loss for loans

For risk management reporting purposes, the Company considers and consolidates following elements of credit risk:

- (i) Credit default risk: The risk of loss arising from a debtor being unlikely to pay its loan obligations in full or the debtor is more than 90 days past due on any material credit obligation; default risk may impact all credit-sensitive transactions, including loans and securities.
- (ii) Concentration risk: The risk associated with any single exposure or group of exposures with the potential to produce large enough losses to threaten Company's core operations.

#### (A) Credit Risk Management

The credit risk is managed at different levels including at appraisal, disbursements and post disbursement monitoring. The Company has "Integrated Rating Guidelines" and "Comprehensive Risk Management Policy". To mitigate credit risk, the company follows systematic institutional and project appraisal process to assess the credit risk. These processes include a detailed appraisal methodology, identification of risks and suitable structuring and credit risk mitigation measures. Further, on regular basis the projects risk are reviewed and categorized as High/Moderate/Low based on different risk parameters and exposure of the project as per Project Risk Categorization Frameworks. The process for Credit Risk Management are as under:

- (i) The Company has "Integrated Rating Guidelines" covering credit assessment, risk grading, collateral requirements, reporting, monitoring of end utilisation of funds etc. Further, independent Lender legal counsels are appointed to ensure effective documentation and mitigation of legal risk
- (ii) For all existing private sector projects, where the Company is Lead Financial Institution, the Company engages Lender's Independent Engineers (LIE), Lender's Financial Advisors (LFA) and Lender's Insurance Advisors (LIA), which are independent agencies who act on behalf of various lenders and consortium members. LIE conducts periodic site visits and submits reports on progress status of the project, after discussion with borrower and inspection/ review of relevant documents. LFA submit the statements of fund flow and utilization of funds in the project periodically. In cases where the Company is not the lead Financial Institution, the tasks related to LIE and LFA services are being coordinated with the lead lender.

## CONSOLIDATED NOTES TO ACCOUNTS

The Company also endeavors to appoint a separate Project Management Agency (PMA) for new projects being financed, which subsumes the entire works of LIE /Project Management Consultant (PMC), LFA and LIA for better coordination among the agencies. PMA is stationed at project site to closely monitor various day to day project execution activities including monitoring of project progress, review of EPC/non-EPC contracts & invoices, fund utilization and insurance for the project. PMA also verifies the bills of original equipment manufacturer/ supplier, composite works contractor and give its recommendation for disbursement. Initial due diligence is also be performed by PMA taking the sanctity of technical and financial parameters including original project cost & COD.

Concurrent Auditors/Agencies for Specialized monitoring/Cash Flow monitoring agencies are being appointed by REC/Lenders on case to case basis for effective monitoring of Trust & Retention Account (TRA) for stressed projects.

- (iii) The Company has an authorisation structure for the approval and renewal of credit facilities. Authorisation limits have been established commensurating with the size of business proposal at CMD/Executive Committee/Loan Committee/Board of Directors based on the recommendation of Screening Committee, as appropriate.
- (iv) The Company has developed risk grading structure to categorise its exposures according to the degree of risk of default by charging appropriate interest rates and security package.
- (v) Regular reports on the credit quality of loan portfolios are provided to Risk Management Committee and Board, which may require appropriate corrective action to be taken.
- (vi) External agencies are appointed from time to time to review the guidelines, policy and existing practices being followed by business units along with providing the specialist skills to promote best practice throughout the Company for management of credit risk.
- (vii) Individual and Group Credit Exposures are assessed against designated limits, before facilities are committed to borrowers by the business unit concerned. Sanction of additional facilities are also subject to the same review process.
- (viii) The Company continuously monitors delays and/ or default of borrowers & other counterparties and their recoverability. On occurrence of default in the borrower's account, the Company initiates necessary steps to cure the default which may involve action(s) including, but not limited to, Special Mention Account (SMA) reporting to RBI, credit information reporting to Central Repository of Information on Large Credits (CRILC), etc., monitoring of the TRA account, conversion of loan into equity as per loan agreement, restructuring of loan account, formulating resolution plan with the borrower, change in ownership, Corporate Insolvency Resolution Process (CIRP), sale of the exposures to other entities/ investors and other recovery mechanisms including invocation of guarantees/ securities to recover the dues.

### (B) Credit risk Measurement

The impairment loss allowance on loan assets is provided as per Ind AS 109 in accordance with a board-approved policy, which measures the credit risk on the basis of key financial and operational parameters to assess improvement/ deterioration in credit quality. Management overlays to the model output, if any, are duly documented and approved by the Audit Committee. The evaluation of Expected Credit Loss (ECL) is undertaken by an independent agency, ICRA Analytics Limited (formerly ICRA Online Limited).

The Company has an internal system of grading for State Governments, Public Sector Undertakings and State Power Utilities. However, for Distribution Companies (DISCOMs), the Company adopts the ratings by the Ministry of Power as and when they are updated. These ratings are mapped with external rating grades published by various credit rating agencies as part of rating transition matrix. For private borrowers, the Company uses the external rating as published by various credit rating agencies, or proxy risk score in case such rating is not available. The proxy risk score model considers following parameters :

#### Quantitative Factors

Debt/ EBITDA (30% weightage)  
Return on Capital Employed (15% weightage)  
Interest Coverage (25% weightage)  
Gearing (Debt/Equity) (30% weightage)

#### Qualitative Factors

Quarter wise Operational Parameters like PPA, PLF, ACS – ARR Gap, and LAF  
Actual Default dates, loan restructuring details  
Status of the Project



## CONSOLIDATED NOTES TO ACCOUNTS

### (C) Measurement of Expected Credit Loss (ECL)

Ind AS 109 outlines a “three stage” model for impairment based on changes in credit quality since initial recognition as summarised below:

- A financial instrument that is not credit impaired on initial recognition and whose credit risk has not increased significantly since initial recognition is classified as “Stage 1”.
- If a significant increase in credit risk since initial recognition is identified, the financial instrument is moved to “Stage 2” but is not yet deemed to be credit impaired.
- If a financial instrument is credit impaired, it is moved to “Stage 3”.
- Financial instrument in Stage 1 have their ECL measured at an amount equal to expected credit loss that results from default events possible within the next 12 months. Instruments in Stage 2 or Stage 3 criteria have their ECL measured on lifetime basis.

### (D) Significant Increase in Credit Risk (SICR)

The Company considers a financial instrument to have experienced a significant increase in credit risk when on any financial instrument if the payment is more than 30 days past due on its contractual payments. However, based on historical data, it has been noticed that such overdue amounts for more than 30 days do not signify significant increase in credit risk for state utilities.. Therefore, the Company has applied this criteria only for private entities. However, In case of State sector borrowers with dues more than 60 days but less than 90 days, the external rating or risk score computed using the model will be downgraded by one notch to better capture the riskiness of the borrower.

### (E) Low credit risk exemption

Ind-AS provides an optional simplification to assume that the credit risk on a financial asset has not increased significantly since initial recognition (and thus remain in stage 1) if the financial asset is considered to have a low credit risk at the reporting date.

Credit risk is considered to be ‘low’ when the financial instrument has a low risk of default, the borrower has a strong capacity to meet its contractual cash flow obligations in the near term and adverse changes in economic and business conditions in the longer term may, but will not necessarily, reduce the ability of the borrower to fulfill its contractual cash flow obligations.

The Company considers loan assets having External credit rating between AAA to A, to have low credit risk. Further, the Company has taken low credit risk exemption for all state utilities as the Company considers that loans to state sector have a low credit risk in comparison to lending to private sector mainly due to low default/ loss history in state sector and availability of government guarantee in certain loans. Further, presence of Government interest in these projects lowers the risk of non-recoverability of dues.

### (F) Definition of default and credit-impaired assets

The Company defines a financial instrument as in default, which is fully aligned with the definition of credit-impaired, when the loan account is more than 90 days past due on its contractual payments or or any such period allowed by the company in line with circular issued by the Reserve Bank of India.

### (G) Measuring ECL - explanation of inputs, assumptions and estimation techniques

Expected credit losses are the product of the probability of default (PD), exposure at default (EAD) and loss given default (LGD), defined as follows:

- PD represents the likelihood of the borrower defaulting on its obligation either over next 12 months or over the remaining lifetime of the instrument.
- ‘EAD represents the amounts, including the principal outstanding, interest accrued and outstanding Letters of Comfort that the Company expects to be owed at the time of default.
- LGD represents the Company’s expectation of loss given that a default occurs. LGD is expressed in percentage and it shows the proportion of the amount that will actually be lost post recoveries in case of a default.

#### Determination of Probability of Default (PD)

The Company has analysed the rating transition matrix published by ICRA to arrive at annual transition matrix. This annual transition matrix was extrapolated to arrive at the lifetime probability of default of various rating grades by loan tenure / maturity profile i.e. lifetime PD.

#### Loss Given Default (LGD) computation model

Based on the historical trend, research and industry benchmarking the Company has constructed a LGD model. Factors reviewed in the LGD model include Project cost per unit, PPA status, FSA status etc. Based on internal research the company has benchmarked these factors for Thermal, Renewable in Private Sector. In case of Private sector Transmission and Distribution companies the realizable value of the assets were arrived at using suitable assumptions to arrive at LGD. For State Government

## CONSOLIDATED NOTES TO ACCOUNTS

and Public sector projects, the Company has factored in the state support and assumed that the State/Central governments would step in to repay debt obligations of the state utilities as witnessed in the past.

### (H) Alignment of LGD in case of Stage 3 Assets

Stage-3 assets where REC and PFC (Group Companies) are in Consortium for Stage-III Loan accounts, LGD is taken on the following basis:

(a) In cases where either REC or PFC is lead lender, LGD % calculated by the lead lender is adopted.

(b) In cases where neither REC nor PFC is lead lender, higher of the LGD% worked out by REC and PFC is adopted.

### (I) Key assumptions used in measurement of ECL

(i) The Company considers the date of initial recognition as the base date from which significant increase in credit risk is determined.

(ii) EAD represents the amounts, including the principal outstanding, interest accrued and outstanding Letters of Comfort that the Company expects to be owed at the time of default.

### (J) Credit Risk Exposure

Credit Risk Exposure in respect of the borrowers with different credit ratings is as under

(₹ in Crores)

External/Mapped credit rating	As at 31.03.2020				As at 31.03.2019			
	Stage 1	Stage 2	Stage 3	Total	Stage 1	Stage 2	Stage 3	Total
AAA	37,832.86	-	-	37,832.86	-	-	-	-
AA	82,131.73	-	-	82,131.73	3,239.02	-	-	3,239.02
A	71,840.30	-	-	71,840.30	56,158.84	-	-	56,158.84
BBB	28,629.56	-	-	28,629.56	40,834.51	-	-	40,834.51
BB	60,555.15	36.22	-	60,591.37	57,967.67	519.32	-	58,486.99
B	9,876.29	23.37	-	9,899.66	47,683.74	1,030.31	-	48,714.05
C	2,215.02	29.68	-	2,244.70	46,119.65	2,862.99	-	48,982.64
D	-	2,342.00	21,255.55	23,597.55	-	-	20,348.44	20,348.44
Government Loan	6,616.62	-	-	6,616.62	4,445.19	-	-	4,445.19
<b>Gross carrying amount</b>	<b>299,697.53</b>	<b>2,431.27</b>	<b>21,255.55</b>	<b>323,384.35</b>	<b>256,448.62</b>	<b>4,412.62</b>	<b>20,348.44</b>	<b>281,209.68</b>
Loss allowance	488.46	963.83	10,552.13	12,004.42	525.26	1,273.72	9,698.95	11,497.93
<b>Carrying amount</b>	<b>299,209.07</b>	<b>1,467.44</b>	<b>10,703.42</b>	<b>311,379.93</b>	<b>255,923.36</b>	<b>3,138.90</b>	<b>10,649.49</b>	<b>269,711.75</b>

### (K) Collateral and other credit enhancements

The Company employs a range of policies and practices to mitigate credit risk. The most common of these is accepting collateral for funds disbursed. The Company has internal policies on the acceptability of specific classes of collateral or credit risk mitigation. The principal collateral types for loans and advances are:

- Mortgage of Immovable properties
- Hypothecation of Moveable property
- Assignment of project contract documents
- Pledge of instruments through which promoters' contribution is infused in the project
- Pledge of Promoter Shareholding
- Corporate and personal Guarantee of Promoters

### (L) Loss allowance

The loss allowance recognized in the period is impacted by a variety of factors, as described below:

- Transfers between Stage 1 and Stages 2 or 3 due to financial instruments experiencing significant increases (or decreases) of credit risk or becoming credit-impaired in the period, and the consequent "step up" (or "step down") between 12-month and Lifetime ECL
- Additional allowances for new financial instruments recognised during the period, as well as releases for financial instruments de-recognised in the period
- Impact on the measurement of ECL due to changes in PDs, EADs and LGDs in the period, arising from regular refreshing of inputs to models
- Financial assets derecognised during the period and write-offs of allowances related to assets that were written off during the period

The following tables explain the changes in the loan assets (including undisbursed Letters of Comfort) and the corresponding ECL allowance between the beginning and the end of the reporting period:

(₹ in Crores)

FY 2019-20	Stage 1		Stage 2		Stage 3		Total	
	Gross Amount	12 months ECL	Gross Amount	Lifetime ECL	Gross Amount	Lifetime ECL	Gross Amount	ECL
<b>Opening Balance</b>	<b>256,448.63</b>	<b>525.25</b>	<b>4,412.61</b>	<b>1,273.73</b>	<b>20,348.44</b>	<b>9,698.95</b>	<b>281,209.68</b>	<b>11,497.93</b>
Transfer to 12 months ECL	1,557.46	107.88	(1,549.63)	(105.92)	(7.83)	(1.96)	(0.00)	(0.00)
Transfer to life time ECL not credit impaired	(25.11)	(1.64)	92.99	18.61	(67.89)	(16.97)	(0.01)	-
Transfer to Lifetime ECL credit impaired	(1,476.62)	(12.99)	(560.99)	(225.13)	2,037.61	238.12	-	-
Additional provision due to changes in PD/ LGD	-	(238.36)	-	(13.90)	-	1,108.09	-	855.83
New Financial assets originated or purchased (including further disbursements in existing assets)	76,579.12	142.28	47.51	16.66	-	-	76,626.63	158.94
Financial Assets that have been derecognised (including recoveries in existing assets)	(33,385.95)	(33.96)	(11.22)	(0.22)	(676.37)	(95.69)	(34,073.54)	(129.87)
Write offs	-	-	-	-	(378.41)	(378.41)	(378.41)	(378.41)
Change in Model risk parameters	-	-	-	-	-	-	-	-
Foreign exchange and other movements	-	-	-	-	-	-	-	-
<b>Closing Balance</b>	<b>299,697.53</b>	<b>488.46</b>	<b>2,431.27</b>	<b>963.83</b>	<b>21,255.55</b>	<b>10,552.13</b>	<b>323,384.35</b>	<b>12,004.42</b>

(₹ in Crores)

FY 2018-19	Stage 1		Stage 2		Stage 3		Total	
	Gross Amount	12 months ECL	Gross Amount	Lifetime ECL	Gross Amount	Lifetime ECL	Gross Amount	ECL
<b>Opening Balance</b>	<b>207,067.88</b>	<b>1,090.78</b>	<b>15,266.52</b>	<b>1,694.30</b>	<b>17,128.43</b>	<b>8,490.53</b>	<b>239,462.83</b>	<b>11,275.61</b>
Transfer to 12 months ECL	10,594.28	21.95	(10,594.28)	(21.95)	-	-	-	-
Transfer to life time ECL not credit impaired	(549.56)	(4.38)	1,775.34	372.11	(1,225.78)	(367.73)	-	-
Transfer to Lifetime ECL credit impaired	(2,763.00)	(625.75)	(1,865.40)	(527.07)	4,628.40	1,152.82	-	-
Additional provision due to changes in PD/ LGD	-	(16.82)	-	(266.20)	-	423.75	-	140.73
New Financial assets originated or purchased	56,669.38	78.30	63.82	22.54	-	-	56,733.20	100.84
Financial Assets that have been derecognised	(14,570.35)	(18.83)	(233.39)	-	(182.61)	(0.42)	(14,986.35)	(19.25)
<b>Closing Balance</b>	<b>256,448.63</b>	<b>525.25</b>	<b>4,412.61</b>	<b>1,273.73</b>	<b>20,348.44</b>	<b>9,698.95</b>	<b>281,209.68</b>	<b>11,497.93</b>

## CONSOLIDATED NOTES TO ACCOUNTS

### (M) Details of Stage wise Exposure and Impairment Loss Allowance:

(₹ in Crores)

Particulars	As at 31.03.2020				As at 31.03.2019			
	Stage I	Stage II	Stage III	Total	Stage I	Stage II	Stage III	Total
Total Exposure	2,99,697.53	2,431.27	21,255.55	323,384.35	256,448.62	4,412.62	20,348.44	281,209.68
Impairment Allowance	488.46	963.83	10,552.13	12,004.42	525.26	1,273.72	9,698.95	11,497.93
ECL %	0.16%	39.64%	49.64%	3.71%	0.20%	28.87%	47.66%	4.09%

### (N) Concentration of credit risk

The Company monitors concentration of credit risk (loan assets including undisbursed Letters of Comfort) by type of industry in which the borrower operates, further bifurcated into type of borrower, whether state or private.

(₹ in Crores)

Particulars	As at 31.03.2020		As at 31.03.2019	
	Gross Amount	ECL	Gross Amount	ECL
<b>Concentration by industry</b>				
Generation	147,021.68	11,122.97	131,019.56	10,730.93
Renewables	9,163.65	161.31	4,463.99	74.13
Transcos	49,658.96	503.89	51,995.18	429.47
Discoms	110,923.44	214.26	89,285.76	262.07
Government Loans	6,616.62	1.99	4,445.19	1.33
<b>Total</b>	<b>323,384.35</b>	<b>12,004.42</b>	<b>281,209.68</b>	<b>11,497.93</b>
<b>Concentration by ownership</b>				
State	284,778.15	297.60	247,719.13	445.42
Private	38,606.20	11,706.82	33,490.55	11,052.51
<b>Total</b>	<b>323,384.35</b>	<b>12,004.42</b>	<b>281,209.68</b>	<b>11,497.93</b>

### (O) Sector-wise Credit-impaired Assets - Percentage of Stage-III Assets to Total Advances in that sector

Particulars	As at 31.03.2020	As at 31.03.2019
Power Sector	6.59%	7.24%

### (P) Movement of Credit-impaired Assets

(₹ in Crores)

Particulars	FY 2019-20	FY 2018-19
(i) Gross Credit-impaired Assets to Gross Advances (%)	6.59%	7.24%
(ii) Net Credit-impaired Assets to Gross Advances (%)	3.32%	3.79%
(iii) Net Credit-impaired Assets to Net Advances (%)	3.45%	3.95%
(iv) Movement of Credit-impaired Assets (Gross)		
(a) Opening balance	20,348.44	17,128.43
(b) Additions during the year	2,037.61	4,628.40
(c) Reductions during the year	(752.09)	(1408.39)
(d) Write-off during the year	(378.41)	-

## CONSOLIDATED NOTES TO ACCOUNTS

(₹ in Crores)

Particulars	FY 2019-20	FY 2018-19
(e) Closing balance	21,255.55	20,348.44
<b>(v) Movement of Credit-impaired Assets (Net)</b>		
(a) Opening balance	10,649.49	8,637.90
(b) Additions during the year	691.40	3,051.83
(c) Reductions during the year	(637.47)	(1040.24)
(d) Write-off during the year	-	-
(e) Closing balance	10,703.42	10,649.49
<b>(vi) Movement of provisions for Credit-impaired Assets</b>		
(a) Opening balance	9,698.95	8,490.53
(b) Provisions made during the year	1,346.21	1,576.57
(c) Write-back of excess provisions	(114.62)	(368.15)
(d) Provision on assets written off during the year	(378.41)	-
(e) Closing balance	10,552.13	9,698.95

### (Q) Write off policy

The Company writes off financial assets, in whole or in part, when it has exhausted all practical recovery efforts and has concluded there is no reasonable expectation of recovery. Indicators that there is no reasonable expectation of recovery include ceasure of enforcement activity or where the Company's recovery method is foreclosing on collateral and the value of collateral is such that there is no reasonable expectation of recovery in full.

### (R) Business Model Policy

The Company determines its business model at the level that best reflects how it manages groups of financial assets to achieve its business objective. The Company's business model is not assessed on an instrument-by-instrument basis, but at a higher level of aggregated portfolios.

The Company is in the business of lending loans across power sector value chain and such loans are managed to realize the cash flows by collecting contractual payments (including principal and interest) over the tenure of the loan. Further, investments in the nature of debt investments and other financial assets may also be held by the Company to collect the contractual payments as per the agreed terms.

The Company's business model therefore is "hold to collect" for Loans, certain Financial Investments and Other Financial Assets. Such financial assets are measured at amor tised cost if the contractual terms gives rise to cash flows that are solely payments of principal and interest on the amount outstanding.

## CONSOLIDATED NOTES TO ACCOUNTS

### (S) Policy for sales out of amortised cost business

The Company does not resort to the sale of financial assets, including loan assets, in ordinary course of business.

However, the company may proceed for realization of amount due in respect of credit-impaired assets, as per the regulatory framework in India. As a result, the credit impaired loan may be either restructured/renegotiated or settled as part of IBC proceedings or otherwise and is assessed for derecognition as per the requirements of Ind AS 109 – Financial Instruments.

**The Company has also not entered into any transaction of sale/ purchase of credit-impaired assets, except as below:**

Particulars	FY 2019-20	FY 2018-19
No. of Accounts sold/settled as part of IBC proceedings	1	-
Aggregate Outstanding (₹ in Crores)	236.80	-
Aggregate consideration received (₹ in Crores)	124.13	-

(T) The Company has not entered into any securitisation/ assignment transactions during the year ended 31<sup>st</sup> March 2020 (Previous year Nil). Further, no assets have been sold to securitisation/ reconstruction company for asset reconstruction.

(U) Accounts with overdues beyond 90 days but not treated as credit impaired (excluding accounts to whom relief under RBI Covid-19 Relief package has been allowed)

(₹ in Crores)

Particulars	Number of accounts	Total Amount outstanding	Overdue amount
As at 31.03.2020	1	2,342.00	2,244.97
As at 31.03.2019	1	2,302.00	1,536.01

One of the borrowers, M/s RKM Powergen Pvt Ltd. has obtained an ad-interim order from Hon'ble High Court of Madras on 18<sup>th</sup> September 2015 not to classify the account as Non-Performing Asset. Accordingly, the loan outstanding of the borrower has not been classified as Stage III Asset, even though the overdues are more than 90 days old and the asset is credit impaired. However, the Company has created an adequate provision of ₹961.63 crore @ 41.06% of the loan outstanding of ₹2,342 crore (As at 31<sup>st</sup> March 2019 - ₹942.67 crore @ 40.95% of loan outstanding of ₹2,302 crore) as per Expected Credit Loss (ECL) Methodology as on 31<sup>st</sup> March 2020 after considering the financial and operational parameters of the project.

(V) Disclosure in respect of Moratorium and Asset Classification with regards to RBI Covid-19 Regulatory Package pursuant to RBI Circular D.O.R.NO.BP.BC.63/21.04.048/2020-21 dated 17 April 2020

(₹ in Crores)

Particulars	Amount
(i) Respective amounts in SMA/overdue categories, where the moratorium was extended	1460.22
(ii) Respective amount where asset classification benefits is extended.	23.37
(iii) General Provision made	Refer Note below
(iv) General Provisions adjusted during the periods against slippages and the residual provisions	Refer Note below

**Note** - The Company, being NBFC, provides for Expected Credit Loss (ECL) in accordance with Ind AS 109 as per board-approved ECL methodology. However, such provisions as required under RBI IRACP Norms have been considered for calculation of Provisions required as per IRACP Norms in Note (W) below.

## CONSOLIDATED NOTES TO ACCOUNTS

### (W) Comparison between provision required as per RBI Income Recognition, Asset Classification and Provisioning norms (IRACP) and Impairment Allowance as per Ind-AS

(₹ in Crores)

Asset Classification as per RBI Norms	Asset classification as per Ind AS 109	Outstanding amount	Gross Carrying Amount as per Ind AS	Loss Allowances (Provisions) as required under Ind AS 109	Net Carrying Amount	Provisions required as per IRACP norms	Difference between Ind AS 109 provisions and IRACP norms
(1)	(2)	(3)	(4)	(5)	(6)=(4)-(5)	(7)	(8)=(5)-(7)
<b>Performing Assets</b>							
Standard	Stage 1	298,737.86	300,392.16	480.08	299,912.08	1,779.27	(1299.19)
	Stage 2	2,431.27	2,431.83	963.83	1,468.00	702.28	261.55
<b>Sub Total (1)</b>		<b>301,169.13</b>	<b>302,823.99</b>	<b>1,443.91</b>	<b>301,380.08</b>	<b>2,481.55</b>	<b>(1037.64)</b>
<b>Non-Performing Assets</b>							
<b>Substandard Assets</b>	Stage 3	2,037.61	2,037.61	468.91	1,568.70	203.76	265.15
<b>Doubtful Assets</b>							
Up to 1 year	Stage 3	3,973.02	3,973.02	1,646.55	2,326.47	1,282.92	363.63
1 to 3 years	Stage 3	11,276.57	11,276.57	5,724.26	5,552.31	6,024.78	(300.52)
More than 3 years	Stage 3	3,951.13	3,951.13	2,695.19	1,255.94	2,787.48	-92.29
Subtotal for doubtful assets		<b>19,200.72</b>	<b>19,200.72</b>	<b>10,066.00</b>	<b>9,134.72</b>	<b>10,095.18</b>	<b>(29.18)</b>
Loss Assets	Stage 3	17.22	17.22	17.22	-	17.22	-
<b>Sub-total for NPA (2)</b>		<b>21,255.55</b>	<b>21,255.55</b>	<b>10,552.13</b>	<b>10,703.42</b>	<b>10,316.16</b>	<b>235.97</b>
<b>Total Loan Assets</b>		<b>322,424.68</b>	<b>324,079.54</b>	<b>11,996.04</b>	<b>312,083.50</b>	<b>12,797.71</b>	<b>(801.67)</b>
<b>Other items which are in scope of Ind-AS 109 but not covered under IRACP norms</b>							
- Letter of Comfort	Stage 1	959.67	959.67	8.38	951.29	-	8.38
<b>Sub-Total (3)</b>		<b>959.67</b>	<b>959.67</b>	<b>8.38</b>	<b>951.29</b>	<b>-</b>	<b>8.38</b>
<b>Total</b>	<b>Stage 1</b>	<b>299,697.53</b>	<b>301,351.83</b>	<b>488.46</b>	<b>300,863.37</b>	<b>1,779.27</b>	<b>(1290.81)</b>
	<b>Stage 2</b>	<b>2,431.27</b>	<b>2,431.83</b>	<b>963.83</b>	<b>1,468.00</b>	<b>702.28</b>	<b>261.55</b>
	<b>Stage 3</b>	<b>21,255.55</b>	<b>21,255.55</b>	<b>10,552.13</b>	<b>10,703.42</b>	<b>10,316.16</b>	<b>235.97</b>
	<b>Total</b>	<b>323,384.35</b>	<b>325,039.21</b>	<b>12,004.42</b>	<b>313,034.79</b>	<b>12,797.71</b>	<b>(793.29)</b>

The difference between the impairment allowance under Ind AS 109 and the provisioning required under Income Recognition, Asset Classification and Provisioning (IRACP) Norms (including standard asset provisioning) issued by RBI is appropriated to "Impairment Reserve". Refer Note 27.9.



## CONSOLIDATED NOTES TO ACCOUNTS

### 50.1.4 Expected Credit Loss for Trade Receivables

The entity provides for lifetime credit losses in respect of trade receivables of RECPDCL, one of the subsidiary of REC using simplified approach under ECL method

(Amount ₹ in Crores)

Particulars	Less than 1 year	1 year- 2 year	2 year- 3 year	More than 3 year	Total
<b>As at 31<sup>st</sup> March 2020</b>					
Gross carrying value	70.93	42.14	9.86	33.60	156.53
Expected loss rate	14.70%	25.20%	50.00%	100.00%	38.06%
Expected credit loss (provision)	10.43	10.62	4.93	33.60	59.58
Carrying amount (net of impairment)	60.50	31.52	4.93	-	96.95
<b>As at 31<sup>st</sup> March 2019</b>					
Gross carrying value	94.13	31.52	3.37	23.83	152.85
Expected loss rate	10.36%	8.76%	50.15%	100.00%	24.88%
Expected credit loss (provision)	9.75	2.76	1.69	23.83	38.03
Carrying amount (net of impairment)	84.38	28.76	1.68	-	114.82

RECPDCL assumes significant increase in credit risk on Trade Receivables outstanding for more than 1 year.

In case of RECTPCL, there is no history of losses and expected losses, hence the Company has not prepared any general provisions in the current year. The impairment provisions as at 31 March 2020 represents impairment provision on trade receivables created over specific assets rather than a general approach, due to some delay expected from recoveries of certain projects from a debtor JKPDD. The same delay is not originated from the date of recognition, but developed during the due course of operations. The company has created impairment loss allowance against the following trade receivables during the year:

(₹ in Crores)

Particulars	As at 31.03.2020		
	Gross Trade Receivables	Impairment Loss allowance	Net Trade Receivables
JKPDD-UDAY	4.98	0.97	4.01
JKPDD-PMA	4.78	0.92	3.86
JKPDD-PIA	7.08	1.34	5.74
<b>Total</b>	<b>16.84</b>	<b>3.23</b>	<b>13.61</b>

Impairment loss allowance as at 31<sup>st</sup> March, 2019 is Nil.

As at 31<sup>st</sup> March 2020, other trade receivables included in the financial statements of RECTPCL for which there is no Expected Credit Loss amounts to ₹ 3.93 crores (₹ 22.90 crores as on 31.03.2019)

### 50.2 Liquidity risk

Liquidity risk is the risk that the Company will encounter difficulty in meeting the obligations associated with its financial liabilities that are settled by delivering cash or another financial asset. The Company's approach to managing liquidity is to ensure as far as possible, that it will have sufficient liquidity to meet its liabilities when they are due.

The Company manages its liquidity risk through a mix of strategies, including forward-looking resource mobilization based on projected disbursements and maturing obligations. The Company has put in place an effective Asset Liability Management System and has also constituted an Asset Liability Management Committee ("ALCO") which monitors the liquidity risk with the help of liquidity gap analysis.

The Company maintains adequate bank balances, short term investments that are readily convertible into cash and adequate borrowing and overdraft facilities by continuously monitoring the forecast and actual cash flows.



### 50.2. 1 Maturity Pattern of Future Undiscounted Cash Flows

The cash flows towards items of financial liabilities (representing future undiscounted cash flows towards principal and interest) is as under:

(₹ in Crores)

As at 31 <sup>st</sup> March 2020	Up to 30/31 days	Over 1 month & up to 2 Months	Over 2 months & up to 3 Months	Over 3 months & up to 6 Months	Over 6 months & up to 1 year	Over 1 year & up to 3 years	Over 3 years & up to 5 years	Over 5 years	Total
<b>Non-Derivative Financial Liabilities :</b>									
<b>Rupee Borrowings</b>									
Debt Securities									
- Principal	463.40	503.64	5,940.51	12,739.42	19,109.00	57,825.05	36,677.47	58,147.32	191,405.81
- Interest	622.04	937.01	2,166.66	3,488.47	7,032.41	21,092.29	14,197.97	19,934.11	<b>69,470.96</b>
Other Borrowings									
- Principal	505.08	600.08	500.08	2,160.09	1,567.21	11,454.18	5,820.02	10,050.02	<b>32,656.76</b>
- Interest	342.74	130.49	352.45	383.51	1,107.43	3,565.31	2,027.49	3,708.64	<b>11,618.06</b>
Subordinated Liabilities									
- Principal	-	-	-	-	-	-	2,500.00	2,151.20	<b>4,651.20</b>
- Interest	-	201.50	-	-	192.96	788.93	587.95	772.38	<b>2,543.72</b>
<b>Foreign Currency Borrowings</b>									
Debt Securities									
- Principal	-	-	-	-	3,015.44	-	13,946.39	5,653.95	<b>22,615.78</b>
- Interest	-	138.14	112.53	200.74	453.70	1,620.81	1,261.85	642.18	<b>4,429.95</b>
Other Borrowings									
- Principal	-	565.39	609.10	4,013.52	8,505.00	6,642.72	7,812.60	587.58	<b>28,735.91</b>
- Interest	45.09	36.08	46.93	223.97	236.64	518.73	201.15	17.93	<b>1,326.52</b>
<b>Derivative Liabilities :</b>									
Interest rate swaps	-	-	-	0.00	58.63	190.17	337.26	0.00	<b>586.06</b>
Others -									
Reverse cross currency swap	-	-	-	-	-	-	75.15	664.52	<b>739.67</b>

(₹ in Crores)

CONSOLIDATED NOTES TO ACCOUNTS

As at 31 <sup>st</sup> March 2019	Up to 30/31 days	Over 1 month & up to 2 Months	Over 2 months & up to 3 Months	Over 3 months & up to 6 Months	Over 6 months & up to 1 year	Over 1 year & up to 3 years	Over 3 years & up to 5 years	Over 5 years	Total
<b>Non-Derivative Financial Liabilities :</b>									
<b>Rupee Borrowings</b>									
Debt Securities									
- Principal	3,256.39	525.21	2,294.33	9,272.90	20,218.27	65,194.54	25,107.93	49,187.62	<b>175,057.19</b>
- Interest	484.75	912.75	1,840.88	2,754.00	6,877.86	19,633.29	11,001.43	13,288.00	<b>56,792.96</b>
Other Borrowings									
- Principal	-	350.00	500.00	850.00	200.01	4,257.52	13,405.02	5,187.59	<b>24,750.14</b>
- Interest	133.77	129.71	355.81	388.00	975.00	3,673.00	2,176.00	2,055.00	<b>9,886.29</b>
Subordinated Liabilities									
- Principal	-	-	-	-	-	-	2,500.00	2,151.20	<b>4,651.20</b>
- Interest	-	201.50	-	-	189.26	782.00	782.00	945.00	<b>2,899.76</b>
<b>Foreign Currency Borrowings</b>									
Debt Securities									
- Principal	-	-	-	-	-	2,766.85	4,841.99	5,187.85	<b>12,796.69</b>
- Interest	-	126.06	42.33	108.00	279.00	1,052.00	1,281.00	807.00	<b>3,695.39</b>
Other Borrowings									
- Principal	-	1,729.28	71.11	1,058.63	2,444.00	10,423.28	6,234.49	-	<b>21,960.79</b>
- Interest	43.40	54.77	42.07	229.00	290.00	734.00	278.00	-	<b>1,671.24</b>
<b>Derivative Liabilities :</b>									
Interest rate swaps	-	-	-	0.59	6.26	10.19	110.01	3.11	<b>130.16</b>
Currency swaps	-	-	-	-	-	0.41	-	-	<b>0.41</b>
Forward Contracts	10.26	-	-	-	-	-	-	-	<b>10.26</b>
Others -									
Seagull Option	-	-	-	0.37	18.20	-	-	-	<b>18.57</b>

*Bonds with put & call option have been shown considering the earliest exercise date. The liquidity analysis for derivative financial liabilities is based on fair values of the derivative contracts and the maturity buckets have been derived on the basis of the remaining tenor of the respective derivative instrument.*

Significant cashflows required for financial liabilities shall be funded through the undiscounted cash flows (principal and interest) from loans as below:

(₹ in Crores)

Particulars	Up to 30/31 days	Over 1 month & up to 2 Months	Over 2 months & up to 3 Months	Over 3 months & up to 6 Months	Over 6 months & up to 1 year	Over 1 year & up to 3 years	Over 3 years & up to 5 years	Over 5 years	Total
<b>As at 31<sup>st</sup> March 2020</b>									
Principal	590.00	306.00	3,638.03	7,626.38	15,889.84	63,791.10	55,014.93	63,572.36	<b>310,428.64</b>
Interest	613.00	250.00	6,103.36	7,819.74	14,756.16	51,025.65	38,311.76	71,028.36	<b>189,908.03</b>
<b>As at 31<sup>st</sup> March 2019</b>									
Principal	1,654.88	1,316.82	3,073.31	7,365.12	13,781.11	55,904.77	50,995.33	135,620.42	<b>269,711.76</b>
Interest	866.67	684.94	5,324.18	6,853.48	12,557.11	43,097.02	31,940.32	53,720.12	<b>155,043.84</b>

The principal cash flows relating to Stage III assets, net of Expected Credit Loss have been considered in over 5 years bucket irrespective of the maturity date.

#### 50.2.2 Maturity Pattern of Significant Financial Assets & Liabilities, as prescribed by RBI

(₹ in Crores)

As at 31 <sup>st</sup> March 2020	Up to 30/31 days	Over 1 month & up to 2 Months	Over 2 months & up to 3 Months	Over 3 months & up to 6 Months	Over 6 months & up to 1 year	Over 1 year & up to 3 years	Over 3 years & up to 5 years	Over 5 years	Total
<b>Loan Assets</b>	590.00	306.00	3,638.03	8,565.24	15,889.84	63,791.10	55,014.93	164,288.36	<b>312,083.50</b>
<b>Investments</b>	-	-	-	-	1,501.45	22.93	-	602.73	<b>2,127.11</b>
<b>Rupee Borrowings</b>									
<b>Debt Securities</b>	1,120.17	712.47	7,589.45	14,788.18	21,131.97	57,816.85	36,641.24	58,053.36	<b>197,853.69</b>
Other Borrowings	507.08	600.08	826.89	2,160.09	1,567.21	11,454.18	5,820.02	10,050.02	<b>32,985.57</b>
Subordinated Liabilities	-	168.47	-	-	2.11	-	2,499.33	2,149.74	<b>4,819.65</b>
<b>Foreign Currency Borrowings</b>									
Debt Securities	-	106.20	66.41	63.61	2,994.65	-	13,849.28	4,984.41	<b>22,064.56</b>
Other Borrowings	31.38	572.29	611.79	4,032.85	8,471.94	6,567.71	7,689.56	587.57	<b>28,565.09</b>
<b>Foreign Currency Assets</b>	-	-	-	-	-	-	-	-	<b>-</b>
<b>Foreign Currency Liabilities (other than Borrowings)</b>	-	-	-	-	-	-	-	-	<b>-</b>

(₹ in Crores)

CONSOLIDATED NOTES TO ACCOUNTS

As at 31 <sup>st</sup> March 2019	Up to 30/31 days	Over 1 month & up to 2 Months	Over 2 months & up to 3 Months	Over 3 months & up to 6 Months	Over 6 months & up to 1 year	Over 1 year & up to 3 years	Over 3 years & up to 5 years	Over 5 years	Total
<b>Loan Assets</b>	1,850.88	1,316.82	3,401.32	7,627.17	13,781.11	55,904.77	50,995.33	135,573.52	<b>270,450.92</b>
<b>Investments</b>	56.56	-	-	-	48.30	1,500.00	-	678.27	<b>2,283.13</b>
<b>Rupee Borrowings</b>									
Debt Securities	3,781.97	621.87	3,645.36	11,092.27	22,325.05	65,199.36	25,107.93	48,821.65	<b>180,595.46</b>
Other Borrowings	126.93	350.00	500.00	850.00	207.34	4,257.52	13,405.02	5,187.59	<b>24,884.40</b>
Subordinated Liabilities	-	168.38	-	-	1.59	-	2,499.15	2,149.65	<b>4,818.77</b>
<b>Foreign Currency Borrowings</b>									
Debt Securities	-	98.15	24.29	30.88	-	2,722.66	4,784.70	4,511.39	<b>12,172.07</b>
Other Borrowings	27.10	1,750.21	74.77	1,079.80	2,444.00	10,167.79	6,234.49	-	<b>21,778.16</b>
<b>Foreign Currency Assets</b>	-	-	-	-	-	-	-	-	-
<b>Foreign Currency Liabilities (other than Borrowings)</b>	-	-	-	-	-	-	-	-	-

### 50.2.3 Financing arrangements

The Company had access to the following undrawn borrowing facilities at the end of the reporting period:

(₹ in Crores)

Particulars	As at 31.03.2020	As at 31.03.2019
<b>Expiring within one year (cash credit and other facilities)</b>		
- Floating rate	8,780.00	11,440.00
<b>Expiring beyond one year (loans/ borrowings)</b>		
- Floating rate	497.82	1,577.11

### 50.2.4 Additional Disclosures in accordance with RBI Circular on liquidity risk management

Significant counterparty/ significant instrument/ product is defined as a single counterparty /single instrument/ product or group of connected or affiliated counterparties accounting in aggregate to more than 1% of the company's total liabilities.

#### (i) Funding Concentration based on significant counterparty (borrowings)

Particulars	As at 31.03.2020	As at 31.03.2019
Number of significant counterparties	14	16
Amount (₹ in Crores)	125,850.36	103,251.25
% of Total Liabilities	40.38%	39.12%

## CONSOLIDATED NOTES TO ACCOUNTS

### (ii) Top 10 borrowings

Particulars	As at 31.03.2020		As at 31.03.2019	
	Amount (₹ in Crores)	% of Total borrowings	Amount (₹ in Crores)	% of Total borrowings
1 Term Loan from National Small Savings Fund (NSSF)	10,000.00	3.57%	5,000.00	2.09%
2 54EC- Series XI (2017-18)	9,565.23	3.42%	9,565.23	4.00%
3 Term Loan from State Bank of India	7,299.92	2.61%	7,300.00	3.05%
4 54EC- Series XI (2018-19)	6,651.77	2.38%	5,929.73	2.48%
5 54EC- Series XI (2018-19)	5,759.14	2.06%	-	0.00%
6 Foreign Currency Bonds- US \$700 Mn Bonds	5,277.01	1.88%	4,841.99	2.02%
7 Institutional Bonds- 182 <sup>nd</sup> Series	5,063.00	1.81%	-	0.00%
8 Foreign Currency Bonds- US \$650 Mn Bonds	4,900.08	1.75%	-	0.00%
9 Institutional Bonds- 114 <sup>th</sup> Series	4,300.00	1.54%	4,300.00	1.80%
10 Institutional Bonds- 105 <sup>th</sup> Series	3,922.20	1.40%	3,922.20	1.64%
<b>Total</b>	<b>62,738.35</b>	<b>22.40%</b>	<b>40,859.15</b>	<b>17.08%</b>

### (iii) Funding Concentration based on significant instrument/ product

Name of significant instrument/ product	As at 31.03.2020		As at 31.03.2019	
	Amount (₹ in Crores)	% of Total Liabilities	Amount (₹ in Crores)	% of Total Liabilities
<b>1 Debt Securities</b>				
Institutional Bonds	152,120.20	48.81%	129,273.30	48.98%
Foreign Currency Bonds	22,615.78	7.26%	12,796.69	4.85%
54EC Capital Gain Tax Exemption Bonds	22,376.33	7.18%	23,879.92	9.05%
Tax Free Bonds	12,602.97	4.04%	12,577.97	4.77%
<b>Sub-Total (1)</b>	<b>209,715.28</b>	<b>67.30%</b>	<b>178,527.88</b>	<b>67.65%</b>
<b>2 Borrowings (Other than Debt Securities)</b>				
Foreign Currency Borrowings	21,762.71	6.98%	17,637.62	6.68%
Term Loans from Banks	18,899.78	6.06%	18,550.00	7.03%
Term Loans from Govt. of India	10,000.00	3.21%	5,000.00	1.89%
FCNR (B) Loans	6,973.20	2.24%	4,323.20	1.64%
<b>Sub-Total (2)</b>	<b>57,635.69</b>	<b>18.49%</b>	<b>45,510.82</b>	<b>17.24%</b>
<b>3 Subordinated Liabilities</b>	<b>4,651.20</b>	<b>1.49%</b>	<b>4,651.20</b>	<b>1.76%</b>
<b>Total (1+2+3)</b>	<b>272,002.17</b>	<b>87.28%</b>	<b>228,689.90</b>	<b>86.66%</b>

### (iv) Stock Ratios:

Particulars	As at 31.03.2020				As at 31.03.2019			
	Amount (₹ in Crores)	% of Public Funds	% of Total Liabilities	% of Total Assets	Amount (₹ in Crores)	% of Public Funds	% of Total Liabilities	% of Total Assets
Commercial Papers	2,925.00	1.04%	0.94%	0.84%	7,975.00	3.33%	3.02%	2.67%
Non-Convertible debentures having maturity of less than one year	-	-	-	-	-	-	-	-
Other Short-Term liabilities	10,829.62	3.87%	3.48%	3.12%	4,776.01	2.00%	1.81%	1.60%

## CONSOLIDATED NOTES TO ACCOUNTS

### 50.3 Market Risk - Currency Risk

The Company is exposed to foreign exchange risk arising from foreign currency transactions, primarily with respect to the US Dollar, EURO and JPY. Foreign exchange risk arises from recognised liabilities denominated in a currency, other than the functional currency of the Company. To mitigate the Company's exposure to foreign currency risk, non-INR cash flows are monitored and derivative contracts are entered into in accordance with the Company's risk management policies.

The Company has a board-approved Risk Management Policy which inter-alia aims to manage risks associated with foreign currency borrowings. Parameters like hedge ratio, un-hedged exposure, mark-to-market position, exposure limit with banks etc. are monitored as a part of foreign exchange risk and interest rate risk management. This policy provides the guiding parameters within which the Company can take decisions for managing the Currency Risk and interest risk that it is exposed to on account of foreign currency loan, including debt securities. The purpose of the policy is to provide a framework to the Company for management of its foreign currency risk and interest rate risk.

An Asset Liability Management Committee (ALCO) is currently functioning under the chairmanship of CMD with Functional Directors, executive directors and Chief General Managers from Finance and Operating Divisions as its members. ALCO monitors Foreign currency risk with exchange rate and interest rate managed through various derivative instruments. The Company enters into various derivative transactions to cover exchange rate through various instruments like foreign currency forwards contracts, currency options, principal only swaps and forward rate agreements. These derivative transactions are done for hedging purpose and not for trading or speculative purpose.

In respect of foreign currency debt securities and borrowings, the company has also executed cross currency swaps (principal and/or interest) to hedge the Foreign Currency Exposure. The outstanding position of Foreign Currency Exposure as at 31<sup>st</sup> March 2020 is as under:

(Foreign Currency amounts in Millions, INR equivalent in ₹ Crores)

Currency	As at 31.03.2020			As at 31.03.2019		
	Total Exposure	Hedged through Derivatives	Unhedged Exposure	Total Exposure	Hedged through Derivatives	Unhedged Exposure
USD \$	6,591.96	4,070.00	2,521.96	4,830.00	3,370.00	1,460.00
<i>INR Equivalent</i>	49,694.10	30,682.06	19,012.04	33,409.72	23,310.73	10,098.99
JPY ¥	11,755.14	10,623.67	1,131.47	12,428.85	10,920.22	1,508.63
<i>INR Equivalent</i>	818.75	739.94	78.81	777.05	682.73	94.32
EURO €	55.15	29.70	25.45	73.45	48.00	25.45
<i>INR Equivalent</i>	458.04	246.69	211.35	570.74	373.00	197.74
SGD \$	72.08	72.08	-	-	-	-
<i>INR Equivalent</i>	380.80	380.80	-	-	-	-
<b>Total</b>	<b>51,351.69</b>	<b>32,049.49</b>	<b>19,302.20</b>	<b>34,757.51</b>	<b>24,366.46</b>	<b>10,391.05</b>

#### 50.3.1 Sensitivity Analysis

The table below represents the impact on P&L including FCMITDA (+ Gain / (Loss) for 5% change in foreign currency exchange rate against INR on the unhedged exposures:

(₹ in Crores)

Particulars	As at 31.03.2020		As at 31.03.2019	
	Favorable	Adverse	Favorable	Adverse
USD/INR	711.35	(711.35)	328.50	(328.50)
JPY/INR	2.95	(2.95)	3.07	(3.07)
EUR/INR	7.91	(7.91)	6.43	(6.43)
SGD/INR	-	-	-	-

\* Holding all other variables constant

### Hedge accounting

The Company is exposed to foreign currency risk from various foreign currency borrowings primarily denominated in USD, EURO, JPY and SGD. These borrowings also exposed to interest rate risk as most of the borrowings are carry interest rate linked to LIBOR, EURIBOR etc. The Company has a risk management policy which aims to hedge foreign currency and interest rate arising from its borrowings denominated in a currency other than the functional currency of the Company. The Company uses combination of foreign currency options structures, forward contracts, cross currency swap and interest rate swaps to hedge its exposure to foreign currency and interest rate risk.

The Company designates certain derivatives as hedging instruments in respect of foreign currency risk and interest rate risk in cash flow hedges. For option contracts, the Company designates only the intrinsic value of option contracts as a hedged item by excluding the time value of the option. The changes in the fair value of the aligned time value of the option are recognised in other comprehensive income and accumulated in the cost of hedging reserve. The time value of the options at the inception of the hedging relationship is reclassified to profit or loss on a straight-line basis.

Hedge ineffectiveness is determined at the inception of the hedge relationship, and through periodic prospective effectiveness assessments to ensure that an economic relationship exists between the hedged item and hedging instrument. The Company applies the following effectiveness testing strategies:

- (i) For cross currency swaps and interest rate swaps that exactly match the terms of the terms of the hedged item, the economic relationship and hedge effectiveness are based on the qualitative factors using critical terms match method.
- (ii) For other interest rate swaps (in cases of late designation), the Company uses dollar offset method using a hypothetical derivatives, dollar offset method is a quantitative method that consists of comparing the change in fair value or cash flows of the hedging instrument with the change in fair value or cash flows of the hedged item attributable to the hedged risk.
- (iii) For option structures, the Company analyses the behaviour of the hedging instrument and hedged item using regression analysis based dollar offset method.

The Company has established a hedge ratio of 1:1 for the hedging relationships as the underlying risk and notional amount of the hedging instruments are identical to the hedged items.

#### (a) Effects of hedge accounting on balance sheet as at 31<sup>st</sup> March, 2020

(₹ in Crores)

Type of hedge and risks	Notional amount (in Millions)	Carrying amount of hedging instruments		Maturity dates	Hedge ratio	Weighted average strike price/ rate	Change in fair value of hedging instruments	Change in value of hedged item used as the basis for recognising hedge effectiveness
		Assets	Liabilities					
<b>Cash flow hedge</b>								
<i>Foreign exchange and interest rate risk</i>								
(i) - Seagull Structure	USD 141.00	1,494.84	-	May 2020 - Mar 2025	1:1	71.88	213.14	(213.14)
	JPY 1,032.71	167.37	-	Aug 2023	1:1	0.62	10.30	(10.30)
- Call Spread	USD 25.00	97.16	-	Mar 2024	1:1	71.94	81.36	(81.36)
(ii) Cross currency swaps	USD 100.00	-	(297.86)	Dec 2020 - Mar 2025	1:1	3.67%	(175.35)	175.22
	JPY 1,032.71	-	(5.28)	Aug 2023	1:1	0.42%	(1.29)	1.29
	SGD 7.21	2.32	-	Mar 2025	1:1	1.18%	2.32	(2.32)
(iii) Interest rate swaps	USD 126.00	5.24	(134.45)	Jul 2020 - Jul 2024	1:1	2.35%	(185.91)	185.91

#### (b) Effects of hedge accounting on statement of profit and loss as at 31<sup>st</sup> March, 2020

(₹ in Crores)

Type of hedge	Change in value of hedging	Hedge ineffectiveness recognised	Amount reclassified from cash flow hedge reserve	Line item affected on reclassification
<b>Cash flow hedge</b>				
-Foreign exchange and interest rate risk	55.3	0.13	(629.26)	Gain/ loss on foreign exchange translation
			0.03	Finance cost

## CONSOLIDATED NOTES TO ACCOUNTS

### (c) Movement in cash flow hedging reserve and cost of hedging reserve

Particulars	Amount (₹ in Crores)
<b>Effective portion of Cash Flow Hedges</b>	
<b>Opening Balance</b>	-
Add: Changes in intrinsic value of foreign currency option structures	687.21
Add: Changes in fair value of cross currency swaps	(174.20)
Add: Changes in fair value of interest rate swaps	(185.90)
Less: Amounts reclassified to profit or loss	(629.23)
Less: Deferred tax relating to above (net)	76.04
<b>Closing Balance</b>	<b>(226.08)</b>
<b>Costs of hedging reserve</b>	
<b>Opening Balance</b>	-
Add: Change in deferred time value of foreign currency option structures	(382.41)
Less: Amortisation of time value	108.80
Less: Deferred tax relating to above (net)	68.86
<b>Closing Balance</b>	<b>(204.75)</b>

### 50.4 Market Risk - Interest Rate Risk

Interest rate risk is the risk that the future cash flows of a financial instrument will fluctuate because of changes in interest rates. Interest rates are dynamic and dependent on various internal and external factors including but not limited to RBI policy changes, liquidity in the market, movement of external benchmarks such as AAA bond/ G-Sec yields etc. The Company manages its interest rate risk through various derivative contracts like interest rate swap contracts, forward interest rate contracts to minimize the risk of fluctuation in interest rates.

The table below shows the overall exposure of the Company to interest rate risk on the floating rate liabilities, along with the bifurcation under hedged/ un-hedged category as at 31<sup>st</sup> March 2020 is as under:

(Foreign Currency amounts in Millions, INR equivalent in ₹ Crores)

Currency	As at 31.03.2020			As at 31.03.2019		
	Floating Interest Rate Exposure	Hedged through Derivatives	Unhedged Exposure	Floating Interest Rate Exposure	Hedged through Derivatives	Unhedged Exposure
<b>INR Borrowings</b>	19,899.78	-	19,899.78	19,550.00	-	19,550.00
<b>USD \$</b>	3,241.96	2,830.00	411.96	2,980.00	2,005.00	975.00
<b>INR Equivalent</b>	24,439.81	21,334.21	3,105.60	20,613.05	13,868.85	6,744.20
<b>JPY ¥</b>	10,327.12	10,327.12	-	10,327.12	10,327.12	-
<b>INR Equivalent</b>	719.28	719.28	-	645.65	645.65	-
<b>SGD \$</b>	72.08	72.08	-	-	-	-
<b>INR Equivalent</b>	380.83	380.83	-	-	-	-
<b>Total INR Equivalent</b>	<b>45,439.70</b>	<b>22,434.32</b>	<b>23,005.38</b>	<b>40,808.70</b>	<b>14,514.50</b>	<b>26,294.20</b>

The Company's lending portfolio carries interest at semi-fixed rate i.e. fixed rate of interest with 1/3/10 year reset option with the borrower. The Company reviews its lending rates periodically based on prevailing market conditions, borrowing cost, yield, spread, competitors' rates, sanctions and disbursements etc. In order to manage pre-payment risks, the Company charges pre-payment premium from borrowers in case of pre- payment of loan. The interest rate risk is managed by the analysis of interest rate sensitivity gap statements and by evaluating the creation of assets and liabilities with a mix of fixed and floating interest rates.



## CONSOLIDATED NOTES TO ACCOUNTS

The Company is exposed to interest rate risk on following Loan Assets which are at semi-fixed rates:

(₹ in Crores)

Description	As at 31.03.2020	As at 31.03.2019
Rupee Loans	312,065.92	279,021.68

### Sensitivity Analysis

The table below represents the impact on P&L (Gain / (Loss) for 50 basis points increase or decrease in interest rate on Company's floating rate assets and liabilities on the unhedged exposures:

(₹ in Crores)

Particulars	As at 31.03.2020		As at 31.03.2019	
	Increase	(Decrease)	Increase	(Decrease)
Floating Rate Loan Liabilities	(86.08)	86.08	(85.53)	85.53
Floating/ semi-fixed Rate Loan Assets	1,167.63	(1,167.63)	907.60	(907.60)

\* Holding all other variables constant

The above sensitivity analysis has been prepared assuming that the amount outstanding at the end of the reporting period remains outstanding for the whole year. A 50 basis point increase or decrease represents management's assessment of the reasonably possible change in interest rates.

### 50.5 Market Risk - Price risk

The Company is exposed to price risks arising from investments in equity shares and units of venture capital funds. The Company's investments are held for strategic rather than trading purposes.

#### Sensitivity Analysis

The table below represents the impact on OCI Gain / (Loss) for 5% increase or decrease in the respective prices on Company's equity investments, outside the group:

(₹ in Crores)

Particulars	As at 31.03.2020		As at 31.03.2019	
	Increase	(Decrease)	Increase	(Decrease)
Impact on Other Comprehensive Income (OCI)	25.68	(25.68)	32.35	(32.35)
Impact on Profit and Loss account (PL)	0.63	(0.63)	-	-

## 51. Additional Disclosures in respect of derivatives

### 51.1 Forward Rate Agreements/ Interest Rate Swaps

(₹ in Crores)

Particulars	As at 31.03.2020	As at 31.03.2019
(i) The notional principal of swap agreements	65,453.01	45,803.16
(ii) Losses which would be incurred if counterparties failed to fulfill their obligations under the agreements	3,318.85	1,802.58
(iii) Collateral required by the NBFC upon entering into swaps	NIL	Nil
(iv) Concentration of credit risk arising from the swaps	Refer Note Below	Refer Note Below
(v) The fair value of the swap book	1,993.12	1,643.18

\* includes all the currency derivatives, interest rate derivatives and reverse cross-currency derivatives entered by the Company. REC, being NBFC has entered into swap agreements with Category-I, Authorized Dealers Banks only, in accordance with the RBI guidelines. All the swap agreements entered into with banks are well within the credit risk limit defined in the Board approved Risk Management Policy.

## CONSOLIDATED NOTES TO ACCOUNTS

51.2 The Company has not entered into any exchange traded Interest Rate (IR) derivatives.

### 51.3 Quantitative Disclosures

(₹ in Crores)

Particulars	Currency Derivatives *		Interest Rate Derivatives **		Other Derivatives (Reverse cross currency swaps)***	
	As at 31.03.20	As at 31.03.19	As at 31.03.20	As at 31.03.19	As at 31.03.20	As at 31.03.19
(i) Derivatives (Notional Principal Amount)						
For hedging	32,049.49	24,366.46	29,056.52	21,436.70	4,347.00	-
(ii) Marked to Market Positions						
a) Asset (+)	3,177.14	1,642.11	141.71	160.47	-	-
b) Liability (-)	-	29.24	586.06	130.16	739.67	-
(iii) Credit Exposure	32,049.49	24,366.46	29,056.52	21,436.70	4,347.00	-
(iv) Unhedged Exposures	19,302.20	10,391.05	N.A.	N.A.	N.A.	N.A.

\*Includes Full Hedge, Principal only Swap and Call Spread

\*\*Includes Interest Rate Derivatives as a strategy of cost reduction

\*\*\*Includes Reverse Cross Currency swap as a strategy of cost reduction

## 52. Impact of Covid-19 Pandemic on the Company

The SARS-COV-2 virus responsible for Covid-19 continues to spread across the Globe including India, which has resulted in a significant decline and volatility in global and Indian financial markets. It has also caused a significant disruption in the Global and Indian economic activities. On 11 March 2020, the Covid-19 outbreak was declared a global pandemic by the World Health Organisation (WHO). The situation has been under close watch by the Company to take prompt actions for continuity of business operations in an optimised manner.

### Impact on Business Operations

Amidst the tumult of this unprecedented period, the Company had allowed the employees to "Work From Home" even before the announcement of national lockdown with priority to safeguard the health and well-being of our employees. The Company extensively leveraged the digital technology for review & monitoring, information-sharing and knowledge management. The strong Information Technology capability coupled with the availability of E-Office and ERP applications through secure Virtual Private Network (VPN) allowed the Company to continue the business operations without any significant disruptions due to lockdown. During the last fortnight of the year 2019-20, the Company disbursed loans amounting to ₹ 6,476 crores, while ending the year with disbursements of ₹ 75,667 crores.

### Impact on Lending Operations

The Govt. and various regulators have also introduced a variety of measures to contain the spread of virus and to mitigate the impacts of economic disruptions.

The Reserve Bank of India (RBI), in order to mitigate the burden of debt servicing brought about by disruptions of business activities, permitted Lending Institutions for rescheduling of payments in respect of term loans and Working Capital facilities vide Notification No. RBI/ 2019-20/186 DOR.No.BP.BC.47/21.04.048/2019-20 dated 27 March 2020 hereinafter refer to as "RBI Notification". In line with the RBI notification, the Company has put in place a board-approved policy framework according to which the borrowers can avail a maximum of three months moratorium on payment of principal and/or interest (including additional interest/ further interest/ charges, wherever applicable) on term loans falling due between 1 March 2020 and 31 May 2020. Such moratorium is eligible to the borrowers if the borrowers do not have any overdues as on 1 March, 2020 or if such overdues have been cleared subsequently upto 31<sup>st</sup> May 2020. The Company has already recovered more than 78% of the total recoveries of more than ₹ 9,500 crore due for March 2020. In accordance with the board approved policy, an amount of ₹ 5,172 crores has been deferred representing the amounts falling due between the moratorium period.

Further in line with RBI circular dated 17 April 2020, in case of the standard borrowers and to whom such moratorium has been granted, the period of such moratorium has been excluded from the number of 'Days Past Due' for the purpose of asset classification. However, had this relaxation benefit not been provided, only one borrower with loan outstanding of ₹ 23.37 crores would have otherwise been downgraded as Stage- 3 asset.

## CONSOLIDATED NOTES TO ACCOUNTS

### Availability of Funds from Diverse Sources

The Company has access to various sources for funding its operations including domestic institutional bonds as well as foreign currency bonds, which enhances the reach of the Company to obtain funds from various geographies including United States of America and Europe. Post 31<sup>st</sup> March 2020, the Company has been able to raise more than ₹ 14,000 crores through domestic bonds and loans from banks & financial institutions. Further, the Company has also raised bonds and term loans amounting to USD 800 Million, amounting to ₹ 6,047 crores during the same period. This includes USD 500 Million raised through USD Bonds wherein REC became the first Indian company to successfully raise USD bonds during the Covid-19 pandemic on 12 May 2020.

Additionally, the Company has available limits of more than ₹ 7,000 crores towards long term loans and ₹ 5,000 crores towards Working Capital Loans from various banks. As such, the company has been able to mitigate any negative impact on its liquidity position, allowing the Company to sustain its lending operations without any material impact.

### Covid-19 Relief Package for the Power Sector

Majority of the Power Generation Companies had their power plants operational throughout the lockdown period with limited disruptions in early times of Lockdown. As per the guidelines by Central & State Governments issued from time to time, industries, offices and other commercial places representing major electricity consumers have started resuming their operations with limited capacity. This is steadily increasing the demand for electricity which suffered temporary dips during the lockdown period.

The Govt. of India, as a part of its Covid-19 relief package, has announced liquidity injection to the State discoms in the form of State Govt. guaranteed loans through REC and PFC to clear the outstanding dues of Power Generation and Transmission Companies. Further, the State Governments have been allowed additional borrowing limits from RBI, provided they provide a roadmap for several reform measures, which inter alia includes power sector reforms. The Govt. has also announced to release a tariff policy shortly laying out several reforms for the Power sector, including but not limited to privatisation of discoms in Union Territories etc.

In conjunction with the above cited actions taken by RBI and Government of India and REC's liquidity position and access to diverse sources of funds, at present, there are no reasons to believe that the current crisis will have any significant impact on the ability of the Company to maintain its operations, including the assessment of going concern for the Company. However, the extent to which the Covid-19 pandemic will impact the Company will depend on future developments, which are uncertain, including, among other things, any new information concerning the severity of the Covid-19 pandemic and any further action by the Govt. or the Company to contain its spread or mitigate its impact.

## 53. Exposure Related Disclosures

RBI, vide its letter dated 17<sup>th</sup> September 2010 had categorized REC as an Infrastructure Finance Company (IFC) in terms of instructions contained in RBI Circular CC No.168 dated 12th February 2010. As an IFC, the total permissible exposure for lending in the private sector is 25% of owned funds in case of single borrower and 40% in case of a single group of borrowers and exposure for lending and investing taken together can be upto 30% and 50% of owned funds, respectively.

In respect of Central/State Government entities, RBI vide its letter No.DNBR.PD.CO.No.2184/03.10.001/2015-16 dated 16th June 2016 has exempted REC from applicability of RBI's concentration of credit/investment norms till 31<sup>st</sup> March, 2022. In view of the above, our maximum credit exposure limits to Central and State power Utilities continue to vary from 50% to 250% of owned funds, depending upon entity appraisal.

In respect of Private Sector entities, the Company's credit exposure to single borrowers and group borrowers did not exceed the RBI prudential exposure limits as at 31<sup>st</sup> March 2020 and 31<sup>st</sup> March 2019.

### 53.1 Exposure to Real Estate Sector

The Company has no exposure to real estate sector as at 31<sup>st</sup> March 2020 (As at 31<sup>st</sup> March 2019 Nil).

## CONSOLIDATED NOTES TO ACCOUNTS

### 53.2 Exposure to Capital Market

(₹ in Crores)

Particulars	As at 31.03.2020	As at 31.03.2019
(i) Direct investment in equity shares, convertible bonds, convertible debentures and units of equity-oriented mutual funds the corpus of which is not exclusively invested in corporate debt;	778.40	820.44
(ii) Advances against shares/ bonds/ debentures or other securities or on clean basis to individuals for investment in shares (including IPOs/ ESOPs), convertible bonds, convertible debentures, and units of equity-oriented mutual funds;	-	-
(iii) Advances for any other purposes where shares or convertible bonds or convertible debentures or units of equity oriented mutual funds are taken as primary security;	-	-
(iv) Advances for any other purposes to the extent secured by the collateral security of shares or convertible bonds or convertible debentures or units of equity oriented mutual funds i.e. where the primary security other than shares/ convertible bonds / convertible debentures / units of equity oriented mutual funds does not fully cover the advances;	-	-
(v) Secured and unsecured advances to stockbrokers and guarantees issued on behalf of stockbrokers and market makers;	-	-
(vi) Loans sanctioned to corporates against the security of shares / bonds / debentures or other securities or on clean basis for meeting promoter's contribution to the equity of new companies in anticipation of raising resources;	-	-
(vii) Bridge loans to companies against expected equity flows/ issues;	-	-
(viii) All exposures to Venture Capital Funds (both registered and unregistered)	6.12	6.18
<b>Total Exposure to Capital Market</b>	<b>784.52</b>	<b>826.62</b>

### 53.3 Concentration of Advances, Exposures and Credit-impaired Assets

(₹ in Crores)

Particulars	As at 31.03.2020	As at 31.03.2019
<b>(i) Concentration of Advances</b>		
Total Advances to twenty largest borrowers (₹ in Crores)	184,741.84	158,931.60
Percentage of Advances to twenty largest borrowers to Total Advances of the Company	57.30%	56.52%
<b>(ii) Concentration of Exposures</b>		
Total Exposure to twenty largest borrowers (₹ in Crores)	288,397.43	254,896.66
Percentage of Exposures to twenty largest borrowers to Total Exposure of the Company on borrowers	59.46%	59.46%
<b>(iii) Concentration of Credit-impaired Assets</b>		
Total Outstanding to top four Credit-impaired Assets (₹ in Crores)	8,618.52	8,502.74
Total Exposure to the above four Credit-impaired Assets (₹ in Crores)	8,618.52	8,502.74

## CONSOLIDATED NOTES TO ACCOUNTS

### 54. Fair value disclosures

The fair values of financial instruments measured at amortised cost and the carrying cost of financial instruments measured at fair value by category are as follows:

(₹ in Crores)

Particulars	Note No.	As at 31.03.2020	As at 31.03.2019
<b>Financial assets measured at fair value</b>			
Derivative financial instruments	9	3,318.85	1,802.58
Investments* measured at			
(i) Fair value through other comprehensive income	11	513.55	646.99
(ii) Fair value through profit and loss	11	1,558.53	1,556.87
<b>Financial assets measured at amortised cost</b>			
Cash and cash equivalents	6	1,717.71	381.99
Other Bank Balances	7	2,257.45	1,733.08
Trade receivables	8	110.72	137.72
Loan Assets	10	312,083.50	270,450.92
Investments	11	55.03	79.27
Other financial assets	12	22,099.67	18,363.99
<b>Total</b>		<b>343,715.01</b>	<b>295,153.41</b>
<b>Financial liabilities measured at fair value</b>			
Derivative financial instruments	9	1,325.73	159.40
<b>Financial liabilities measured at amortised cost</b>			
Trade payables	19	46.15	67.29
Debt securities	20	219,918.25	192,767.51
Borrowings (other than debt securities)	21	61,550.66	46,662.54
Subordinated liabilities	22	4,819.65	4,818.76
Other financial liabilities	23	23,782.21	19,227.07
<b>Total</b>		<b>311,442.65</b>	<b>263,702.57</b>

#### 54.1 Fair values hierarchy

The fair value of financial instruments as referred above has been classified into three categories depending on the inputs used in the valuation technique. The hierarchy gives the highest priority to quoted prices in active markets for identical assets or liabilities [Level 1 measurements] and lowest priority to unobservable inputs [Level 3 measurements].

The categories used are as follows:

Level 1: Quoted prices (unadjusted) for identical instruments in an active market;

Level 2: Directly (i.e. as prices) or indirectly (i.e. derived from prices) observable market inputs, other than Level 1 inputs; and

Level 3: Inputs which are not based on observable market data (unobservable inputs).

The Company's policy is to recognize transfers into and transfer out of fair value hierarchy at the date of event or change in circumstances that caused the transfer.

## CONSOLIDATED NOTES TO ACCOUNTS

### Financial assets and liabilities measured at fair value - recurring fair value measurements

(₹ in Crores)

Particulars	As at 31.03.2020				As at 31.03.2019			
	Level 1	Level 2	Level 3	Total	Level 1	Level 2	Level 3	Total
<b>Investments at FVOCI</b>								
Equity investments	507.43	6.12	-	513.55	640.81	6.18	-	646.99
<b>Investments at FVTPL</b>								
Equity investments	12.50	-	-	12.50	-	-	-	-
Perpetual Bonds	-	-	1,500.62	1,500.62	-	-	1,556.87	1,556.87
Preference Shares	-	-	45.41	45.41	-	-	-	-
<b>Assets at FVTPL</b>								
Derivative financial instruments	-	3,318.85	-	3,318.85	-	1,802.58	-	1,802.58
<b>Liability at FVTPL</b>								
Derivative financial instruments	-	1,325.73	-	1,325.73	-	159.40	-	159.40

#### Valuation Techniques for fair value disclosures (Level 1, Level 2 and Level 3)

- (A) Investment in Quoted Equity Investments - Level 1 - Investment in listed equity instruments are measured at their readily available quoted price in the market.
- (B) Investment in Venture Capital Fund - Level 2 - Investment in venture capital fund are measured at their fair value as per the Net Asset Value (NAV) Certificate shared by the fund.
- (C) Derivative Financial Instruments - Level 2 - The fair value has been determined on the basis of mark to market value provided by the banks that have contracted to hedge the underlying risk. Such valuation is calculated using market observable inputs including forward exchange rates, interest rates corresponding to the maturity of the contract and implied volatilities.
- (D) Investment in Perpetual Bond Investments - Level 3 - The Company has made investments in perpetual bonds of Indian Bank, Bank of Baroda and Syndicate Bank which are quoted on NSE/BSE. The Company checks for active market transactions for these bonds. However, there is no history of any market activity in these bonds held by the Company, and therefore, quoted price for such bonds is not available. The Company checks for any significant changes in credit rating of the investee banks, and if no change is noted, then, coupon rate is considered for computing the fair value using discounted cash flow method.
- (E) Investment in Unquoted Equity Investments - Level 3 - Investment in unquoted equity shares of Universal Commodity Exchange Ltd. (UCX) is classified as Level 3. It has been carried at Nil value by the Company due to the company specific reasons. UCX was shut down in 2014, thereby, ceasing to exist as a going concern.
- (F) Investment in Unquoted Preference Shares - Level 3 - Investment in unquoted Optionally Convertible Cumulative Redeemable Preference Shares (OCCRPS) of Rattan India Power Ltd. (RIPL) are classified as Level 3. The company has been allotted OCCRPS of the borrower company i.e. RattanIndia Power Ltd. pursuant to One Time Settlement arrangement executed on 23<sup>rd</sup> December 2019. The fair value has been derived by present value technique by discounting estimated future cash flows as per the terms of the agreement. Any change in expectation of future cash flow is adjusted to reflect change in fair value of the investment. (For details refer Note: 11.1).

## CONSOLIDATED NOTES TO ACCOUNTS

### 54.2 Reconciliation of Financial Instruments measured at Fair Value through Level 3 inputs

The following tables show the reconciliation of the opening and closing amounts of Level 3 financial assets and liabilities measured at fair value:

(₹ in Crores)

Particulars	FY 2019-20				FY 2018-19			
	FVTPL		FVOCI	Total	FVTPL		FVOCI	Total
	Investment in Perpetual Bonds	Investment in Preference Shares	Investment in Equity Shares		Investment in Perpetual Bonds	Investment in Preference Shares	Investment in Equity Shares	
Opening Balance	1,556.87	-	-	1,556.87	1,500.62	-	-	1,500.62
Received in Loan Settlement (Refer Note 10.3)	-	32.42	-	32.42	-	-	-	-
Settlement	(224.50)	-	-	(224.50)	(112.00)	-	-	(112.00)
Transfer from Level 3	-	-	-	-	-	-	-	-
Interest income	168.25	1.50	-	169.75	168.25	-	-	168.25
Fair value changes	-	11.49	-	11.49	-	-	-	-
Closing Balance	1,500.62	45.41	-	1,546.03	1,556.87	-	-	1,556.87
Unrealised gain/ (loss) at year-end	0.62	12.99	(16.00)	(2.39)	56.87	-	(118.00)	(61.13)

Refer Note No. 11.2 for Investment in equity shares measured at Fair Value through Other Comprehensive Income (FVOCI) derecognised during the year

### 54.3 Fair value of instruments measured at amortised cost

Fair value of instruments measured at amortised cost for which fair value is disclosed is as follows, these fair values are calculated using Level 3 inputs:

(₹ in Crores)

Particulars	As at 31.03.2020		As at 31.03.2019	
	Carrying value	Fair value	Carrying value	Fair value
<b>Financial assets</b>				
Cash and cash equivalents	1,717.71	1,717.71	381.99	381.99
Bank balances other than above	2,257.45	2,257.45	1,733.08	1,733.08
Trade receivables	110.72	110.72	137.72	137.72
Loans	312,083.50	311,112.33	270,450.92	267,598.29
Investments	55.03	62.13	79.27	79.27
Other financial assets	22,099.67	22,100.77	18,363.99	18,365.66
<b>Total</b>	<b>338,324.08</b>	<b>337,361.11</b>	<b>291,146.97</b>	<b>288,296.01</b>
<b>Financial liabilities</b>				
Trade payables	46.15	46.15	67.29	67.29
Debt securities	219,918.25	212,067.95	192,767.51	194,378.92
Borrowings (other than debt securities)	61,550.66	61,991.40	46,662.54	46,595.45
Subordinated liabilities	4,819.65	5,028.88	4,818.76	4,748.14
Other financial liabilities	23,782.21	23,782.21	19,227.07	19,227.07
<b>Total</b>	<b>310,116.92</b>	<b>302,916.59</b>	<b>263,543.17</b>	<b>265,016.87</b>

### Valuation methodologies of financial instruments not measured at fair value

Below are the methodologies and assumptions used to determine fair values for the above financial instruments which are not recorded and measured at fair value in the Company's financial statements. These fair values were calculated for disclosure purposes only. The below methodologies and assumptions relate only to the instruments in the above tables:



## CONSOLIDATED NOTES TO ACCOUNTS

### Financial assets and liabilities

For financial assets and financial liabilities that have a short-term maturity (less than twelve months), the carrying amounts, which are net of impairment, are a reasonable approximation of their fair value. Such instruments include: cash and balances, Trade receivables, Contract assets, balances other than cash and cash equivalents, trade payables and contract liability without a specific maturity.

### Loans and advances to customers

Fair values of loan assets are calculated using a portfolio-based approach, grouping loans as far as possible into homogenous groups based on similar characteristics. The Company then calculates and extrapolates the fair value to the entire portfolio, using discounted cash flow models that incorporate interest rate estimates considering all significant characteristics of the loans. Where such information is not available, the Company uses historical experience and other information used in its collective impairment models.

### Financial assets at amortised cost

The fair values of debt securities measured at amortised cost are estimated using a discounted cash flow model based on contractual cash flows using actual or estimated yields and discounting by yields incorporating the counterparties' credit risk.

### Issued debt

The fair values of the Company fixed interest-bearing debt securities, borrowings and subordinated liabilities are determined by applying discounted cash flows ('DCF') method, using discount rate that reflects the issuer's borrowing rate as at the end of the reporting period. The own non-performance risk as at 31<sup>st</sup> March 2020 was assessed to be insignificant.

All other debt securities, borrowings and subordinated liabilities availed by the Company are variable rate facilities which are subject to changes in underlying Interest rate indices. Further, the credit spread on these facilities are subject to change with changes in Company creditworthiness. The management believes that the current rate of interest on these loans are in close approximation from market rates applicable to the Company. Therefore, the management estimates that the fair value of these borrowings are approximate to their respective carrying values.

## 55. Disclosure under Micro, Small and Medium Enterprises Development Act, 2006:

(₹ in Crores)

Particulars	As at 31.03.2020	As at 31.03.2019
Principal amount remaining unpaid as at year end	0.15	2.65
Interest due thereon remaining unpaid as at year end	-	0.39
Interest paid by the company in terms of Section 16 of MSME Development Act, 2006 along with the amount of the payment made to the supplier beyond the appointed day during the year.	-	-
Interest due and payable for the period of delay in making payment but without adding the interest specified under MSME Development Act, 2006.	0.14	-
Interest accrued and remaining unpaid as at year end.	0.53	0.39
Further interest remaining due and payable even in the succeeding years, until such date when the interest due as above are actually paid to the small enterprises.	-	-

## 56. Related Party Disclosures :

### 56.1 List of Related Parties

#### (1) Key Managerial Personnel

Sh. Sanjeev Kumar Gupta	Chairman & Managing Director w.e.f 01 <sup>st</sup> June 2020 and Director (Technical)
Sh. Ajeet Kumar Agarwal	Chairman & Managing Director and Director (Finance) upto 31 <sup>st</sup> May 2020
Sh. Ajoy Choudhary	Director (Finance) w.e.f 1 <sup>st</sup> June 2020
Sh. Praveen Kumar Singh	PFC Nominee Director (Non-executive Director w.e.f 18 <sup>th</sup> June 2019)
Sh. Mritunjay Kumar Narayan	Govt. Nominee Director (Non-executive Director w.e.f 2 <sup>nd</sup> September 2019)
Dr. Arun Kumar Verma	Govt. Nominee Director (Non-executive Director upto 2 <sup>nd</sup> Sept 2019)
Dr. Bhagvat Kisanrao Karad	Part Time Non-Official Independent Director (upto 11 <sup>th</sup> March 2020)



## CONSOLIDATED NOTES TO ACCOUNTS

Smt. Asha Swarup	Part Time Non-Official Independent Director (upto 7 <sup>th</sup> February 2020)
Sh. Aravamudan Krishna Kumar	Part Time Non-Official Independent Director (upto 12 <sup>th</sup> November 2019)
Prof. T.T. Ram Mohan	Part Time Non-Official Independent Director (upto 12 <sup>th</sup> November 2019)
Sh. J.S. Amitabh	Executive Director & Company Secretary

### (2) Ultimate Holding Company

Power Finance Corporation Ltd.

### (3) Associate Companies of REC Transmission Projects Company Limited

Dinchang Transmission Limited

Chandil Transmission Limited

Koderma Transmission Limited

Dumka Transmission Limited

Mandar Transmission Limited

Khetri Transco Limited - transferred to Power Grid Corporation of India Limited (PGCIL) on 29<sup>th</sup> August, 2019.

Bhind-Guna Transmission Limited - transferred to Power Grid Corporation of India Limited (PGCIL) on 11<sup>th</sup> September, 2019.

Udupi Kasargode Transmission Limited - transferred to Sterlite Grid on 12<sup>th</sup> September, 2019.

Ajmer Phagi Transco Limited - transferred to Power Grid Corporation of India Limited (PGCIL) on 3<sup>rd</sup> October, 2019.

WRSS XXI (A) Transco Limited - transferred to Adani Transmission Limited on 14<sup>th</sup> October, 2019.

Lakadia Banaskantha Transco Limited - - transferred to Adani Transmission Limited on 13<sup>th</sup> November, 2019.

Jam Khambaliya Transco Limited - transferred to Adani Transmission Limited on 13<sup>th</sup> November, 2019.

Rampur Sambhal Transco Limited - Incorporated on 02.05.2019 and transferred to Power Grid Corporation of India Limited (PGCIL) on 12<sup>th</sup> December, 2019.

### (4) Joint Ventures

Energy Efficiency Services Limited (EESL)

Creighton Energy Limited (through EESL)

EESL EnergyPro Assets Limited (through EESL)

Edina Acquisition Limited (through EESL)

Anesco Energy Services South Limited (through EESL)

Edina Limited (through EESL)

EPAL Holdings Limited (through EESL)

Edina Australia Pty Limited (through EESL)

Edina Power Services Limited (through EESL)

Stanbeck Limited (through EESL)

Edina UK Limited (through EESL)

Edina Power Limited (through EESL)

Armoura Holdings Limited (through EESL)

Edina Manufacturing Limited (through EESL)

EPSL Trigenation Pvt. Limited (through EESL)

NEESL Private Limited

### (5) Post-employment Benefit Plan Trusts

REC Limited Contributory Provident Fund Trust

REC Gratuity Fund

## CONSOLIDATED NOTES TO ACCOUNTS

REC Employees' Superannuation Trust

REC Retired Employees' Medical Trust

### (6) Society registered for undertaking CSR Initiatives

REC Foundation

Below mentioned related parties of the Ultimate Holding Company are also considered as related parties of REC:

#### (1) Key Managerial Personnel of Ultimate Holding Company

Sh. Rajeev Sharma	Chairman & Managing Director (upto 31 <sup>st</sup> May 2020)
Sh Ravinder Singh Dhillon	Director (Projects) w.e.f 12 <sup>th</sup> June 2019 upto 31 <sup>st</sup> May, 2020, Chairman & Managing Director w.e.f 1 <sup>st</sup> June, 2020
Sh. Naveen Bhushan Gupta	Director (Finance)
Sh. Praveen Kumar Singh	Director (Commercial)
Sh Chinmoy Gangopadhyay	Director (Projects)- upto 30 <sup>th</sup> April, 2019
Sh Mritunjay Kumar Narayan	Govt. Nominee Director (Non-executive Director w.e.f 28 <sup>th</sup> August 2019)
Sh Arun Kumar Verma	Govt. Nominee Director (Non-executive Director upto 27 <sup>th</sup> August 2019)
Smt. Gouri Chaudhury	Part Time Non-Official Independent Director
Sh Ram Chandra Mishra	Part Time Non-Official Independent Director w.e.f 11 <sup>th</sup> July 2019)
Shri Sitaram Pareek	Part Time Non-Official Independent Director (upto 5 <sup>th</sup> February 2020)
Shri Manohar Balwani	Company Secretary

#### (2) Subsidiary Companies of Ultimate Holding Company

PFC Consulting Limited (PFCCL)

Power Equity Capital Advisors (Pvt) Limited (PECAP) (Decision of voluntary winding up of PECAP is under consideration of MoP, GoI.)

#### (3) Associate Companies of Ultimate Holding Company

Bihar Infra Power Limited

Bihar Mega Power Limited

Cheyur Infra Limited

Chhatisgarh Surguja Power Limited

Coastal Karnataka Power Limited

Coastal Maharashtra Mega Power Limited

Coastal Tamilnadu Power Limited

Deogarh Infra Limited

Deogarh Mega Power Limited

Ghogarpalli Integrated Power Co. Limited

Jhakarand Infra Power Limited

Odisha Infrapower Limited

Orissa Integrated Power Limited

Sakhigopal Integrated Power Co. Limited

Tatiya Andhra Mega Power Limited

Bhuj-II Transmission Limited (through PFFCL- transferred to Power Grid Corporation of India on 16<sup>th</sup> October, 2019)

## CONSOLIDATED NOTES TO ACCOUNTS

Bijawar-Vidhrbha Transmission Limited (through PFFCL- National Committee on Transmission (NCT) has already recommended for closure/de-notification of the scheme/ITP)

Bikaner-Khetri Transmission Limited (through PFFCL- transferred to Adani Transmission Limited on 19<sup>th</sup> September, 2019.)

Fatehgarh-II Transco Limited (through PFFCL- transferred to Power Grid Corporation of India on 14<sup>th</sup> October, 2019)

Karur Transmission Limited (through PFFCL- incorporated on 20<sup>th</sup> November, 2019)

Koppal-Narendra Transmission Limited (through PFFCL- incorporated on 18<sup>th</sup> November, 2019)

Lakadia-Vadodara Transmission Project Limited (through PFFCL- transferred to Sterlite Power Transmission Limited on 26<sup>th</sup> November, 2019)

Meerut-Simbhavali Transmission Limited (through PFFCL- transferred to Power Grid Corporation of India on 19.12.2019)

Shongtong Karcham-Wangtoo Transmission Limited (through PFFCL- under process of strike off)

Tanda Transmission Company Limited (through PFFCL- under process of strike off)

VAPI-II North Lakhimpur Transmission Ltd. (through PFFCL)

#### (4) Post-employment Benefit Plan Trusts of Holding Company

PFC Employees Provident Fund Trust

PFC Employees Gratuity Trust

PFC Defined Contribution Pension Scheme 2007

PFC Ltd. Superannuation Medical Fund

#### 56.2 Amount due from/ to the related parties :

(₹ in Crores)

Particulars	As at 31.03.2020	As at 31.03.2019
<b>Associates</b>		
Loans to associates	9.33	9.06
Payables	0.68	0.08
<b>Post-employment Benefit Plan Trusts</b>		
Debt Securities	8.70	3.00
Debt Securities- Holding Company	19.90	18.50
Other financial liabilities- GOI Serviced Bonds	29.30	29.30
Other financial liabilities- Others	0.38	31.78
Other financial assets	4.21	2.77
<b>Post-employment Benefit Plan Trusts of Ultimate Holding Company</b>		
Debt Securities	4.10	4.10
<b>Key Managerial Personnel</b>		
Debt Securities	0.10	1.00
Staff Loans & Advances	0.33	0.46
<b>Key Managerial Personnel of Ultimate Holding Company</b>		
Debt Securities	0.12	0.10

## CONSOLIDATED NOTES TO ACCOUNTS

### 56.3 Transactions with the related parties :

(₹ in Crores)

Particulars	FY 2019-20	FY 2018-19
<b>Power Finance Corporation Ltd.</b>		
Dividend Paid	1,143.44	-
Directors' Sitting Fee	0.02	-
<b>Post-employment Benefits Plan Trusts</b>		
Contributions made by the Company during the year	31.78	99.58
Subscription to the bonds of Company	5.70	-
Subscription to GOI Serviced Bonds	-	29.30
Subscription to the bonds of Holding Company	1.40	-
Finance Costs - Interest Paid	1.70	0.27
<b>Post-employment Benefits Plan Trusts of Ultimate Holding Company</b>		
Subscription to the bonds of Company	-	-
Finance Costs - Interest Paid	0.33	-
<b>Key Managerial Personnel</b>		
Staff Loans & Advances	-	-
Interest Income on Staff Loans	0.01	0.09
Finance Cost	0.02	0.02
Employee Benefits Expense - Managerial Remuneration	2.45	2.65
Directors' Sitting Fee	0.17	0.24
<b>Key Managerial Personnel of Ultimate Holding Company</b>		
Finance Cost	0.01	-

### 56.4 Terms and conditions of transactions with related parties

The Company makes transactions with the related parties are being made at arm's length basis. The remuneration and the staff loans to Key Managerial Personnel are in line with the service rules of the Company. Further, the finance costs paid to the related parties are on account of their investments in the debt securities of the Company and the interest rate payable on such debt securities is uniformly applicable to all the bondholders.

### 56.5 Managerial Remuneration

The details of remuneration to Key Managerial Personnel (KMP) during the reporting period is as below:

(₹ in Crores)

Particulars	FY 2019-20	FY 2018-19
(i) Short-term employee benefits	2.25	2.44
(ii) Post employment benefits	0.20	0.21
<b>Total</b>	<b>2.45</b>	<b>2.65</b>

As the liabilities for the gratuity and compensated absence are provided on an actuarial basis for the Company as a whole rather than each individual employee, the amounts pertaining specifically to KMP are not known and hence, not included in the above table. Gratuity and compensated absence, are included based on actual payment in respective year based in the above table.

## CONSOLIDATED NOTES TO ACCOUNTS

### 56.6 Disclosure in respect of entities under the control of the same government (Government related entities)

#### List of Government related entities

The Company had transactions with the following government related entities during the year:

Bhartiya Rail Bijlee Company Ltd  
 Bhilai Electric Supply Company Ltd.  
 Bihar Grid Company Ltd  
 Damodar Valley Corporation  
 Nabinagar Power Generating Co. Pvt. Ltd.  
 Neyveli Uttar Pradesh Power Ltd  
 NTPC Tamil Nadu Energy Company Ltd.  
 Patratu Vidut Utpadan Nigam Ltd.  
 THDC India Ltd.  
 Singareni Collieries Company Limited

Aggregate transactions with such government related entities are as under:

(₹ in Crores)

Particulars	Year ended 31.03.2020	Year ended 31.03.2019
Disbursement of Loans	1,437.18	3,583.67
Interest income recognised	2,139.65	1,935.27

Aggregate balance outstanding from such government related entities are as under:

(₹ in Crores)

Particulars	As at 31-03-20	As at 31-03-19
Loan Assets	21,612.09	21,034.76
Interest Accrued	248.04	15.88

Refer Note No. 12, 21.2.(i), 23 and 33 in respect of material transactions with the Central Govt.

### 57. Disclosures in respect of Ind AS 116 'Leases'

The Company had adopted Ind AS 116 - 'Leases' using modified retrospective approach w.e.f. 01.04.2019 as notified by the Ministry of Corporate Affairs (MCA) vide Companies (Indian Accounting Standards) Second Amendment Rules, 2019 dated 30.03.2019. The Standard requires the Company to recognise each lease on the Balance Sheet as a Right-of-Use asset with corresponding lease liability in respect of the amounts payable towards such leases in future periods. However, the Company has exercised the recognition exemption in respect of short-term leases and leases of low-value underlying assets. Short term leases include leases with termination options, where there are no material economic disincentives to terminate such leases. Such agreements to provide flexibility in managing the leased-asset portfolio and align with the Company's business needs.

The Company has leases for office building, warehouses, office equipment and related facilities. Each lease generally imposes a restriction that, unless there is a contractual right for the Company to sublease the asset to another party, the right-of-use asset can only be used by the Company. Some leases contain an option to extend the lease for a further term. The Company is prohibited from selling or pledging the underlying leased assets as security. For leases over office buildings and other premises the Company must keep those properties in a good state of repair and return the properties in their original condition at the end of the lease. Further, the Company is required to pay maintenance fees in accordance with the lease contracts.

#### A. Lease payments not included in measurement of lease liability

The expense relating to payments not included in the measurement of the lease liability is as follows:

(₹ in Crores)

Particulars	FY 2019-20
Short-term leases	12.84
Leases of low value assets	0.02
Variable lease payments	-
<b>Total</b>	<b>12.86</b>

## CONSOLIDATED NOTES TO ACCOUNTS

### B. Cash outflow for leases

(₹ in Crores)

Particulars	FY 2019-20
Short-term leases	12.89
Leases of low value assets	0.02
Payment of lease liabilities	0.88
<b>Total</b>	<b>13.79</b>

### C. Transition Impact

The following is a reconciliation of the financial statement line items from Ind AS 17 to Ind AS 116 at 1 April 2019:

(₹ in Crores)

Particulars	Carrying amount as at 31 March, 2019	Remeasurement	Ind AS 116 carrying amount as at 1 April, 2019
Right of Use asset	1.28	2.65	3.93
Lease liabilities	(0.11)	(2.65)	(2.76)
<b>Total</b>	<b>1.17</b>	<b>-</b>	<b>1.17</b>

### D. Set out below are the carrying amounts of lease liabilities and the movements during the year:

(₹ in Crores)

Particulars	FY 2019-20
<b>Opening Balance</b>	2.76
Finance Cost accrued during the period	0.29
Payments made during the year	(0.93)
<b>Closing Balance</b>	<b>2.12</b>

### E. The table below provides details regarding the contractual maturities of lease liabilities as at 31<sup>st</sup> March 2020:

(₹ in Crores)

Particulars	As at 31-03-20
Upto 1 year	1.00
1-5 years	1.42
<b>More than 5 years</b>	<b>-</b>

### F. Extension and termination options

There are several lease contracts that include extension and termination options which are further discussed below.

The Company has several lease contracts that include extension and termination options. These options are negotiated by management to provide flexibility in managing the leased-asset portfolio and align with the Company's business needs. Management exercises significant judgment in determining whether these extension and termination options are reasonably certain to be exercised.

The Company has benefited from the use of hindsight for determining the lease term when considering options to extend and terminate leases.

#### *Critical judgments in determining the lease term*

In determining the lease term, management considers all facts and circumstances that create an economic incentive to exercise an extension option, or not exercise a termination option. Extension options (or periods after termination options) are only included in the lease term if the lease is reasonably certain to be extended (or not terminated).

The assessment is reviewed if a significant event or a significant change in circumstances occurs which affects this assessment and that is within the control of the lessee.

## CONSOLIDATED NOTES TO ACCOUNTS

### G. Other transition details

- (i) Effective 1 April 2019, the Company has adopted Ind AS 116 “Leases” and applied modified retrospective approach where right of use as on the date of transition has been assumed to be equal to lease liability recognized at transition , with suitable adjustments of prepaid and accruals of rentals to all lease contracts existing as at 1 April 2019.

On transition, the adoption of new standard resulted in recognition of lease liability of ₹ 2.65 crores and corresponding right of use asset of ₹ 2.65 crores.

- (ii) For contracts in place as at 1 April 2019, Company has elected to apply the definition of a lease from Ind AS 17 and has not applied Ind AS 116 to arrangements that were previously not identified as lease under Ind AS 17.
- (iii) Instead of performing an impairment review on the right-of-use assets at the date of initial application, the Company has relied on its historic assessment as to whether leases were onerous immediately before the date of initial application of Ind AS 116.
- (iv) On transition, for leases previously accounted for as operating leases with a remaining lease term of less than 12 months and for leases of low-value assets the Group has applied the optional exemptions to not recognize right-of-use assets but to account for the lease expense on a straightline basis over the remaining lease term.

### 58. Disclosures for Employee Benefits as required under Ind AS 19 ‘Employee Benefits’:

#### 58.1 Defined Contribution Plans

##### A. Provident Fund

The Company pays fixed contribution of Provident Fund at pre-determined rates to a separate trust registered under The Provident Fund Act, 1925 which invests the funds in permitted securities. The trust must declare the rate of interest on contribution to the members based upon the returns earned on its investments during the year, subject to minimum interest rate prescribed by Employees’ Provident Fund Organisation. Any shortfall for payment of interest to members as per specified rate of return has to be compensated by the Company. The Company estimates that no liability will arise in this regard in the near future and hence, no further provision is considered necessary.

In case of RECPDCL & RECTPCL, there is no separate trust and the companies makes provident fund contributions to defined contribution plans.

##### B. Defined Contribution Superannuation Scheme

The Company pays fixed contribution towards superannuation scheme at pre-determined rates to NPS Trust/ separate trust which invests the funds in the permitted securities. The balance with the NPS Trust/ separate trust includes the monthly contributions in the members’ account along with the accumulated returns. When the pension becomes payable to the member, the amount standing to the credit of the member is appropriated towards the member’s accumulation and annuities, as opted for by the member is allotted.

The Group has recognised an expense of ₹ 15.42 Crores (Previous year ₹ 14.87 Crores) towards defined contribution plans.

#### 58.2 Defined Benefit Plans - Post-Employment Benefits

##### A. Gratuity

The Company has a defined gratuity scheme which is managed by a separate trust. Every employee who has rendered continuous service of five years or more is entitled to gratuity at 15 days salary for each completed year of service subject to a maximum of ₹ 0.20 crores on superannuation, resignation, termination, disablement or on death, considering the provisions of the Payment of Gratuity Act, 1972, as amended. The liability of Gratuity is recognized on the basis of actuarial valuation.

#### Net Defined Benefit (Asset)/ Liability

(₹ in Crores)

Particulars	As at 31.03.2020	As at 31.03.2019
Present value of Defined benefit obligation	36.82	42.41
Fair Value of Plan Assets	35.47	44.15
Net Defined Benefit (Asset)/ Liability	1.35	(1.74)

## CONSOLIDATED NOTES TO ACCOUNTS

### Movement in net defined benefit (asset)/ liability

(₹ in Crores)

Particulars	Defined Benefit Obligation		Fair Value of Plan Assets		Net Defined Benefit (Asset)/ Liability	
	FY 2019-20	FY 2018-19	FY 2019-20	FY 2018-19	FY 2019-20	FY 2018-19
<b>Opening Balance</b>	<b>42.41</b>	<b>52.59</b>	<b>44.15</b>	<b>48.66</b>	<b>(1.74)</b>	<b>3.93</b>
<b>Included in profit or loss</b>						
Current service Cost	2.27	2.59	-	-	2.27	2.59
Interest cost / income	2.95	4.00	3.40	3.71	(0.45)	0.29
<b>Total amount recognised in profit or loss</b>	<b>5.22</b>	<b>6.59</b>	<b>3.4</b>	<b>3.71</b>	<b>1.82</b>	<b>2.88</b>
<b>Included in OCI</b>						
Re-measurement loss (gain)						
-Actuarial loss (gain) arising from changes in financial assumptions	1.82	(0.31)	-	-	1.82	(0.31)
-Actuarial loss (gain) arising from changes in demographic assumptions	-	(1.44)	-	-	-	(1.44)
-Actuarial loss (gain) arising from Experience adjustments	(0.89)	(3.69)	-	-	(0.89)	(3.69)
Return on plan assets excluding interest income	-	-	(0.41)	0.22	0.41	(0.22)
<b>Total amount recognised in OCI</b>	<b>0.93</b>	<b>(5.44)</b>	<b>(0.41)</b>	<b>0.22</b>	<b>1.34</b>	<b>(5.66)</b>
Contribution by participants	-	-	-	2.84	-	(2.84)
Contribution by employers	-	-	0.06	0.05	(0.06)	(0.05)
Benefits paid	(11.74)	(11.33)	(11.73)	(11.33)	(0.01)	-
<b>Closing Balance</b>	<b>36.82</b>	<b>42.41</b>	<b>35.47</b>	<b>44.15</b>	<b>1.35</b>	<b>(1.74)</b>

### B. Post Retirement Medical Facility (PRMF)

The Company has Post Retirement Medical Facility under which the entitled retired employees and their dependent family members are covered as per Company Rules. The scheme is funded by the Company and is managed by separate trust. The liability towards the same is recognized on the basis of actuarial valuation.

### Net Defined Benefit (Asset)/ Liability

(₹ in Crores)

Particulars	As at 31.03.2020	As at 31.03.2019
Present value of Defined benefit obligation	136.42	129.77
Fair Value of Plan Assets	140.64	97.99
Net Defined Benefit (Asset)/ Liability	(4.22)	31.78

### Movement in net defined benefit (asset)/ liability

(₹ in Crores)

Particulars	Defined Benefit Obligation		Fair Value of Plan Assets		Net Defined Benefit (Asset)/ Liability	
	FY 2019-20	FY 2018-19	FY 2019-20	FY 2018-19	FY 2019-20	FY 2018-19
<b>Opening Balance</b>	<b>129.77</b>	<b>105.19</b>	<b>97.99</b>	<b>-</b>	<b>31.78</b>	<b>105.19</b>
<b>Included in profit or loss</b>						
Current service Cost	2.80	2.06	-	-	2.80	2.06
Interest cost / income	9.73	7.99	7.55	1.25	2.18	6.74
<b>Total amount recognised in profit or loss</b>	<b>12.53</b>	<b>10.05</b>	<b>7.55</b>	<b>1.25</b>	<b>4.98</b>	<b>8.80</b>



## CONSOLIDATED NOTES TO ACCOUNTS

(₹ in Crores)

Particulars	Defined Benefit Obligation		Fair Value of Plan Assets		Net Defined Benefit (Asset)/ Liability	
	FY 2019-20	FY 2018-19	FY 2019-20	FY 2018-19	FY 2019-20	FY 2018-19
<b>Included in OCI</b>						
Re-measurement loss (gain)						
-Actuarial loss (gain) arising from changes in financial assumptions	18.85	(6.34)	-	-	18.85	(6.34)
-Actuarial loss (gain) arising from changes in demographic assumptions	-	1.20	-	-	-	1.20
-Actuarial loss (gain) arising from Experience adjustments	(15.32)	29.44	-	-	-15.32	29.44
Return on plan assets excluding interest income	-	-	3.32	-	-3.32	-
<b>Total amount recognised in OCI</b>	<b>3.53</b>	<b>24.30</b>	<b>3.32</b>	<b>-</b>	<b>0.21</b>	<b>24.30</b>
Contribution by participants	-	-	31.78	96.74	(31.78)	(96.74)
Benefits paid	(9.41)	(9.77)	-	-	(9.41)	(9.77)
<b>Closing Balance</b>	<b>136.42</b>	<b>129.77</b>	<b>140.64</b>	<b>97.99</b>	<b>(4.22)</b>	<b>31.78</b>

### C. Economic Rehabilitation Scheme (ERS)

The Company has an Economic Rehabilitation Scheme (ERS) to support the family financially in case of permanent disability/ death of an employee during the service tenure. This scheme is unfunded and the liability is determined based on actuarial valuation.

#### Net Defined Benefit (Asset)/ Liability for ERS

(₹ in Crores)

Particulars	As at 31.03.2020	As at 31.03.2019
<b>Present value of Defined benefit obligation</b>		
- ERS	4.25	3.69

#### Movement in net defined benefit (asset)/ liability for ERS

(₹ in Crores)

Particulars	FY 2019-20	FY 2018-19
<b>Opening Balance</b>	<b>3.69</b>	<b>3.34</b>
<b>Included in profit or loss</b>		
Current service Cost	0.16	0.18
Interest cost / income	0.26	0.25
<b>Total amount recognised in profit or loss</b>	<b>0.42</b>	<b>0.43</b>
<b>Included in OCI</b>		
<b>Re-measurement loss (gain)</b>		
- Actuarial loss (gain) arising from changes in financial assumptions	0.34	(0.02)
-Actuarial loss (gain) arising from Experience adjustments	0.99	0.75
<b>Total amount recognised in OCI</b>	<b>1.33</b>	<b>0.73</b>
Benefits paid	(1.19)	(0.81)
<b>Closing Balance</b>	<b>4.25</b>	<b>3.69</b>

## CONSOLIDATED NOTES TO ACCOUNTS

### 58.2.1 Risk exposure

Through its defined benefit plans, the Company is exposed to a number of risks, the most significant of which are detailed below:

#### (i) Asset volatility

Most of the plan asset investments are in government securities, other fixed income securities with high rating grades and mutual funds. The fair value of these assets is subject to volatility due to change in interest rates and other market and macro-economic factors.

#### (ii) Changes in discount rate

The present value of defined benefit plan liabilities is calculated using a discount rate which is determined by reference to market yields at the end of the reporting period. A decrease in discount rate will increase present values of defined benefit obligations, although this will be partially offset by an increase in the value of the plans' investments.

#### (iii) Longevity risk

The present value of the defined benefit plan liability is calculated by reference to the best estimate of the mortality of plan participants both during and after their employment. An increase in the life expectancy of the plan participants will increase the plan's liability.

#### (iv) Salary risk

The present value of the defined benefit plan liability is calculated by reference to the future salaries of plan participants. As such, an increase in the salary of the plan participants will increase the plan's liability.

### 58.2.2 Plan Assets

The fair value of plan assets at the end of reporting period for each category, are as follows:

(₹ in Crores)

Particulars	Gratuity		PRMF	
	As at 31.03.2020	As at 31.03.2019	As at 31.03.2020	As at 31.03.2019
<b>Cash &amp; Cash Equivalents</b>	<b>0.93</b>	<b>0.61</b>	<b>3.40</b>	<b>0.65</b>
Unquoted Plan Assets				
Corporate Bonds/ Debentures	-	-	137.24	97.34
Others - Insurer managed funds & T-bills	34.54	43.54	-	-
<b>Sub-total - Unquoted Plan Assets</b>	<b>34.54</b>	<b>43.54</b>	<b>137.24</b>	<b>97.34</b>
<b>Total</b>	<b>35.47</b>	<b>44.15</b>	<b>140.64</b>	<b>97.99</b>

Actual return on plan assets is ₹ 13.86 crores (previous year ₹ 5.16 crores).

### 58.2.3 Significant Actuarial Assumptions

The most recent actuarial valuation of the plan assets and the present value of the defined benefit obligation were carried out as at March 31, 2020 by M/s Transvalue Consultants. The present value of the defined benefit obligation, and the related current service cost and past service cost, were measured using the projected unit credit method. The principal assumptions used for actuarial valuations are:-

(₹ in Crores)

Particulars	Gratuity		PRMF		ERS	
	FY 2019-20	FY 2018-19	FY 2019-20	FY 2018-19	FY 2019-20	FY 2018-19
Method Used	<b>PUCM</b>	<b>PUCM</b>	<b>PUCM</b>	<b>PUCM</b>	<b>PUCM</b>	<b>PUCM</b>
Discount Rate & Expected Return on Plan Assets, if funded	6.72%	7.71%	6.72%	7.71%	6.72%	7.71%
Future Salary Increase / medical inflation	6.00%	6.00%	6.00%	6.00%	6.00%	6.00%
Expected average remaining working lives of employees (years)	15.41	13.12	15.41	13.12	15.41	13.12

The Principle assumptions are the discount rate, salary growth rate and expected average remaining working lives of employees. The discount rate is generally based on the market yields available on govt. bonds at the reporting date with a term that matches the liabilities and the salary growth rate takes account of inflation, seniority, promotions and other relevant factors as long term basis. The above information is certified by the Actuary.

## CONSOLIDATED NOTES TO ACCOUNTS

### 58.2.4 Sensitivity Analysis

Reasonably possible changes at the reporting date to one of the relevant actuarial assumptions, holding other assumptions constant, would have affected the defined benefit obligation by the amounts shown below:

(₹ in Crores)

Particulars	As at 31.03.2020		As at 31.03.2019	
	Increase	Decrease	Increase	Decrease
<b>Discount rate (0.50% movement)</b>				
- Gratuity	(0.77)	0.94	(0.89)	1.10
- PRMS	(10.02)	10.48	(0.77)	0.84
- ERS	(0.15)	0.17	(0.13)	0.15
<b>Salary Escalation Rate (0.50% movement)</b>				
- Gratuity	0.14	(0.11)	0.15	(0.12)
- PRMS	-	-	-	-
- ERS	0.16	(0.14)	0.14	(0.12)
<b>Medical inflation Rate (0.50% movement)</b>				
- PRMS	9.74	(9.39)	6.31	(5.92)
<b>Medical Cost (10% movement)</b>				
- PRMS	13.99	(13.42)	12.98	(12.98)

The sensitivity analysis presented above may not be representative of the actual change in the defined benefit obligation as it is unlikely that the change in assumptions would occur in isolation of one another as some of the assumptions may be correlated.

The Company actively monitors how the duration and expected yield of investments are matching the expected cash outflows arising from employee benefit obligations. Investments are well diversified, such that the failure of any single investment would not have a material impact on overall level of assets. There has been no change in the process used by the Company to manage its risks from prior periods.

### 58.2.5 Expected maturity analysis of the defined benefit plans in future years

(₹ in Crores)

Particulars	Gratuity		PRMF		ERS	
	As at 31.03.20	As at 31.03.19	As at 31.03.20	As at 31.03.19	As at 31.03.20	As at 31.03.19
Less than 1 year	11.95	13.10	9.89	10.38	1.26	0.88
From 1 to 5 years	21.20	31.68	58.86	64.73	3.89	3.35
Beyond 5 years	32.68	31.98	231.09	254.11	5.35	3.12
<b>Total</b>	<b>65.83</b>	<b>76.76</b>	<b>299.84</b>	<b>329.22</b>	<b>10.50</b>	<b>7.35</b>

### 58.2.6 Expected contribution for the next year.

(₹ in Crores)

Particulars	Gratuity		PRMF		ERS	
	FY 2019-20	FY 2018-19	FY 2019-20	FY 2018-19	FY 2019-20	FY 2018-19
Expected contribution	3.29	1.72	-	34.74	-	-

The weighted average duration of the defined benefit plan obligation at the end of the reporting period is 12.57 years (as at 31.03.2019 - 12.76 years).

## CONSOLIDATED NOTES TO ACCOUNTS

### 58.3 Other Long-term Employee Benefits

#### 58.3.1 Earned Leave and Half Pay Leave

REC provides for earned leave benefit and half-pay leave benefit to the credit of the employees, which accrues on half-yearly basis at 15 days and 10 days respectively. A maximum of 300 days of earned leave can be accumulated at any point of time during the service, while there is no limit for accumulation of half pay leave. In case of RECPDCL, the Employees are entitled for Leave Encashment after completion of one year of service only and amount is paid in full, at the time of separation. The liability for the same is recognised on the basis of actuarial valuation. Total expenses amounting to ₹ 8.00 crore (Previous year ₹ 7.41 crore) have been made towards these employee benefits and debited to the Statement of Profit and Loss on the basis of actuarial valuation.

#### 58.3.2 Other employee benefits

Expenses towards long service award and settlement allowance amounting to ₹ 0.93 crore (Previous year ₹ 1.43 crore) have been debited to the Statement of Profit and Loss on the basis of actuarial valuation.

In case of RECPDCL and RECTPCL, the Loyalty incentive to the employees is payable after completion of three years of continuous service only, except in case of separation due to death. The payment of dues to outgoing employee is released at the time of separation. Expenses amounting to ₹ 0.15 crore (Previous year ₹ 0.18 crore) have been debited to the Statement of Profit and Loss on the basis of actuarial valuation.

### 59. Status of Documentation Subsequent to Unbundling of SEBs

Some of the erstwhile State Electricity Boards (SEBs) against whom loans were outstanding or on whose behalf guarantees were given, were restructured by the respective State Governments and new entities were formed in the past. Consequently, the liabilities of the erstwhile SEBs stand transferred to new entities.

#### Status of Documentation Subsequent to Reorganisation of the State of Jammu & Kashmir

After the bifurcation of the State of Jammu & Kashmir into two Union Territories (UTs) – Jammu & Kashmir UT and Ladakh UT, the existing entities pertaining to the erstwhile state of J&K have been restructured vide unbundling order dated 23<sup>rd</sup> October 2019. The addendums to the agreements with new restructured departments are yet to be executed. Pending the execution of such documentation, the existing loans for Generation, T&D and Govt. schemes are being serviced / repaid in line with the existing loan agreements.

#### Status of Documentation Subsequent to Reorganisation of the State of Andhra Pradesh

Subsequent to the reorganisation of erstwhile State of Andhra Pradesh, the state of Telangana has been formed on 2 June 2014. However, the assets and liabilities are yet to be transferred to the respective power utilities through a formal Gazette Notification.

Status of Documentation is as under:

- (i) Where ever the loans have been sanctioned to erstwhile APCPDCL, APNPDCL and APGENCO prior to bifurcation and documentation has not been done, these schemes have been re-sanctioned in the name of newly formed utilities and documentation formalities completed and accordingly the charge has been registered with the Ministry of Corporate Affairs (MCA).
- (ii) Where ever the loans sanctioned in the name of erstwhile APCPDCL, APNPDCL prior to bifurcation and documentation formalities completed and drawls have been made, in these schemes an undertaking has been obtained from the name changed / newly formed utility and disbursements have been made to the newly formed utility by changing the name of the borrower in the name of new / name changed utility.
- (iii) Where ever the Loan is sanctioned in the name of erstwhile APCPDCL, APNPDCL prior to bifurcation and documentation formalities completed with Government Guarantee and drawls have been made, further documentation for these schemes shall be done on Gazette Notification.
- (iv) Once the final transfer scheme is notified through Gazette Notification by Govt, duly indicating the transfer of assets and liabilities among the power utilities, action for execution of documentation formalities will be taken up in respect of all the outstanding loans with the new / name changed utilities. Till that time, the demand for payment of interest / principal is being segregated by the Utilities and the respective portions are being paid by Utilities in Telangana and Andhra Pradesh.

## CONSOLIDATED NOTES TO ACCOUNTS

60. The Company's operations comprise of only one business segment - lending loans to power sector companies engaged in construction of power plants and in generation, supply, distribution and transmission of electricity: in the context of reporting business/ geographical segment as required by Ind AS 108 - Operating Segments. Based on "management approach" as defined in Ind AS 108 Operating Segments, the Chief Operating Decision Maker evaluates the Company's performance based on analysis of various factors of one business segment.

### 60.1 Information about Revenue from major products and services.

(₹ in Crores)

Particulars	FY 2019 20	FY 2018-19
(A) Income from Loan Assets	29,441.76	24,869.97
(B) Fee for Implementation of Govt. Schemes	19.52	83.02
(C) Income from Management of Short-term Surplus Funds	81.95	55.48
(D) Revenue from sale of services	182.11	169.93
<b>Total</b>	<b>29,725.34</b>	<b>25,178.40</b>

60.2 The Group does not have any reportable geographical segment as the primary operations of the Group are carried out within the country.

60.3 No single borrower has contributed 10% or more to the Company's revenue during the financial year 2019-20 and 2018-19.

### 61. Subsidiaries, joint venture and associates considered for consolidation

#### A. Wholly owned subsidiaries of the Company:

Name of entity	Place of business/ country of incorporation	Ownership interest held by the Group	
		As at 31-03-20	As at 31-03-19
REC Transmission Projects Company Limited (RECTPCL)	India	100%	100%
REC Power Distribution Company Limited (RECPDCL)	India	100%	100%

#### B. Joint venture

Name of entity	Place of business/ country of incorporation	Ownership interest/ Carrying Amount held by the Group*	
		As at 31-03-20	As at 31-03-19
Energy Efficiency Services Limited (EESL)*	India		
Ownership interest		22.18%	21.70%
Carrying Amount**		258.47	179.63

\*The financial statements for FY 2019 20 and FY 2018-19 are un-audited and certified by the management and have been considered for Consolidated Financial Statements of the Group. The figures appearing in the financial statements may change upon completion of the audit. The impact in figures post completion of audit for FY 2018-19 has been adjusted in current year.

\*\* Quoted price of the investment is not available, as the equity shares of the Company are not listed on stock exchanges.

#### C. Associates

Name of entity	Place of business/ country of incorporation	Ownership interest held by the Group	
		As at 31-03-20	As at 31-03-19
Dinchang Transmission Limited	India	100.00%	100.00%
Chandil Transmission Limited	India	100.00%	100.00%
Dumka Transmission Limited	India	100.00%	100.00%

## CONSOLIDATED NOTES TO ACCOUNTS

Name of entity	Place of business/ country of incorporation	Ownership interest held by the Group	
		As at 31-03-20	As at 31-03-19
Mandar Transmission Limited	India	100.00%	100.00%
Koderma Transmission Limited	India	100.00%	100.00%
Ajmer Phagi Transco Limited	India	-	100.00%
Bhindguna Transmission Limited	India	-	100.00%
Jam Khambaliya Transco Limited	India	-	100.00%
Khetri Transco Limited	India	-	100.00%
Lakadia Banaskantha Transco Limited	India	-	100.00%
Udupi Kasargode Trans. Ltd.	India	-	100.00%
WRSS XXI (A) Transco Limited**	India	-	100.00%
Rampur Sambhal Transco Limited**	India	-	-
Osmanabad Maharashtra Line*	India	-	-
Bidar Karnataka Line*	India	-	-
Gadag Karnataka Part A Line*	India	-	-
Solar Energy Rajasthan Part A Line*	India	-	-
Solar Energy Rajasthan Part B Line*	India	-	-
Solar Energy Rajasthan Part C Line*	India	-	-
Rajgarh Madhya Pradesh Line*	India	-	-

\* these SPVs are in process of Incorporation. However as RfP have been issued by March 2020 therefore as per allocation policy, expense have been allocated.

\*\* these SPVs have been sold during the year

**Note:** The above investments are managed as per the mandate from Government of India (GoI) and the Company does not have the practical ability to direct the relevant activities of these Companies unilaterally. The Company therefore, considers its investment in respective Companies as associates having significant influence despite the Company holding 100% of their paid-up equity share capital.

### D Joint venture accounted for using equity method

#### Summarised financial position of EESL

(₹ in Crores)

Particulars	As at March 31, 2020*	As at March 31, 2019 *
<b>Financial assets</b>		
Cash and cash equivalents	177.73	424.96
Bank balances other than above	409.41	335.76
Other financial assets	3,564.63	2,270.02
<b>Sub-Total</b>	<b>4,151.77</b>	<b>3,030.74</b>
Non Financial assets	4,957.51	3,833.63
<b>Total assets</b>	<b>9,109.28</b>	<b>6,864.37</b>
Financial Liabilities	7,554.35	5,686.62
Non Financial Liabilities	373.84	348.67
<b>Total liabilities</b>	<b>7,928.19</b>	<b>6,035.29</b>
<b>Net assets</b>	<b>1,181.09</b>	<b>829.08</b>

\* Based on unaudited standalone financial position of the joint venture

## CONSOLIDATED NOTES TO ACCOUNTS

### Summarised financial performance of EESL

(₹ in Crores)

Particulars	For the year ended March 31, 2020*	For the year ended March 31, 2019 *
<b>A. Income</b>		
Revenue from operations	2,487.72	1,829.27
Other income	87.80	93.82
<b>Total (A)</b>	<b>2,575.52</b>	<b>1,923.09</b>
<b>B. Expenses</b>		
Finance costs	354.85	187.84
Depreciation, amortization and impairment	511.17	331.49
Purchases of stock-in-trade	1,051.86	939.48
Change in inventories	59.39	25.41
Other expenses	519.23	296.03
<b>Total (B)</b>	<b>2,496.50</b>	<b>1,780.25</b>
<b>C. Share of net profits/(losses) of joint ventures accounted for using equity method</b>	-	-
<b>D. Profit before tax (A-B+C)</b>	<b>79.02</b>	<b>142.84</b>
E. Tax Expense	(3.32)	59.01
<b>F. Profit for the period (C-D)</b>	<b>82.34</b>	<b>83.83</b>
<b>G. Other comprehensive income/ (Loss)</b>	<b>(21.60)</b>	<b>(0.22)</b>
<b>H.Total comprehensive income (F+G)</b>	<b>60.74</b>	<b>83.61</b>
Dividends received from EESL	2.10	2.39

\* Based on unaudited standalone financial performance of the joint venture after adjusting the impact of change in current period due to audit of previous financial year

### Reconciliation to carrying amount of Energy Efficient Services Limited:

(₹ in Crores)

Particulars	For the year ended March 31, 2020 *	For the year ended March 31, 2019 *
<b>Opening net assets</b>	<b>874.58</b>	<b>690.07</b>
Impact of cumulative opening adjustments due to subsequent audit	(4.65)	
Share application money - adjusted		(99.00)
Increase in Share capital	308.12	213.20
Profit for the year	44.92	83.83
Other comprehensive income(net of taxes)*	(0.48)	(0.22)
Add: Share application pending allotment		0.00
Less: Transaction cost arising on issue of equity shares, net of tax		
Less: Dividend distributed	(9.49)	(11.03)
Less: Dividend distribution tax	(1.95)	(2.27)
<b>Closing net assets</b>	<b>1,211.05</b>	<b>874.58</b>
Less: Non- Controlling interest in the consolidated financial statements of ESL	(45.76)	(46.68)
<b>Equity attributable to owners</b>	<b>1,165.29</b>	<b>827.90</b>

\*Movement has been made considering the unaudited standalone financial statements.

## CONSOLIDATED NOTES TO ACCOUNTS

### Change in carrying amount of investments in EESL

(₹ in Crores)

Particulars	As at March 31, 2020	As at March 31, 2019
Group share %	22.18%	21.70%
Group's share in Networth	258.47	179.63
Carrying amount of investment in financial statements	258.47	179.63

### Contingent liabilities of EESL

(₹ in Crores)

Particulars	As at March 31, 2020	As at March 31, 2019**
<b>(A) Claims against the Company not acknowledged as debts</b>	Refer Note below*	92.91
<b>(B) Taxation Demands</b>		
<b>(C) Others</b>		
- Letters of Credit		49.76
- Bank Guarantees		174.09
<b>Total Contingent Liabilities</b>		<b>316.76</b>
<b>Share of joint venture's contingent liabilities incurred jointly with other investors</b>		<b>68.73</b>

\*Details of Contingent Liability of EESL as on 31.03.2020 is not available and hence not presented in the table above

\*\*Details of Contingent Liability of EESL as on 31.03.2019 have been updated based on audited consolidated financial statements for that year.

## 62. Disclosures in respect of Entities Consolidated as required under Schedule III to the Companies Act, 2013

### 62.1 Share in Net Assets i.e. Total Assets minus Total Liabilities

(₹ in Crores)

Name of the Entity	As at 31.03.2020		As at 31.03.2019	
	As % of Consolidated Net Assets	Amount	As % of Consolidated Net Assets	Amount
<b>Parent</b>				
REC Limited	99.10%	35,076.56	99.30%	34,302.94
<b>Subsidiaries - Indian</b>				
REC Power Distribution Company Limited	0.48%	168.20	0.45%	155.73
REC Transmission Projects Company Limited	0.32%	112.61	0.34%	118.45
<b>Joint Venture - Indian</b>				
Energy Efficiency Services Limited	0.73%	258.47	0.52%	179.63
<b>Associates - Indian</b>				
Chandil Transmission Limited	-	0.05	-	0.05
Dumka Transmission Limited	-	0.05	-	0.05
Mandar Transmission Limited	-	0.05	-	0.05
Koderma Transmission Limited	-	0.05	-	0.05
Ajmer Phagi Transco Limited	-		-	0.05
Bhindguna Transmission Limited	-		-	0.05



## CONSOLIDATED NOTES TO ACCOUNTS

(₹ in Crores)

Name of the Entity	As at 31.03.2020		As at 31.03.2019	
	As % of Consolidated Net Assets	Amount	As % of Consolidated Net Assets	Amount
Jam Khambaliya Transco Limited			-	0.05
Khetri Transco Limited			-	0.05
Lakadia Banaskantha Transco Limited			-	0.05
Udupi Kasargode Trans. Ltd.			-	0.05
<b>Adjustments or eliminations effect</b>	-0.62%	(219.61)	-0.61%	(210.91)
<b>Total</b>	<b>100.00%</b>	<b>35,396.43</b>	<b>100.00%</b>	<b>34,546.34</b>

### Share in profit and loss

(₹ in Crores)

Name of the Entity	Year ended 31.03.2020		Year ended 31.03.2019	
	As % of Consolidated Net Assets	Amount	As % of Consolidated Net Assets	Amount
<b>Parent</b>				
REC Limited	98.27%	4,886.16	100.39%	5,763.72
<b>Subsidiaries - Indian</b>				
REC Power Distribution Company Limited	0.25%	12.47	0.46%	26.34
REC Transmission Projects Company Limited	1.09%	54.44	0.43%	24.60
<b>Joint Venture - Indian</b>				
Energy Efficiency Services Limited	0.18%	9.14	0.17%	9.95
<b>Adjustments or eliminations effect</b>	0.20%	10.06	-1.45%	(83.23)
<b>Total</b>	<b>100.00%</b>	<b>4,972.27</b>	<b>100.00%</b>	<b>5,741.38</b>

### Share in Other Comprehensive Income

(₹ in Crores)

Name of the Entity	Year ended 31.03.2020		Year ended 31.03.2019	
	As % of Consolidated Other Comprehensive Income	Amount	As % of Consolidated Other Comprehensive Income	Amount
<b>Parent</b>				
REC Limited	99.27%	(549.79)	99.92%	(60.54)
<b>Subsidiaries - Indian</b>				
REC Power Distribution Company Limited	-	-	-	-
REC Transmission Projects Company Limited	-	-	-	-
<b>Joint Venture - Indian</b>				
Energy Efficiency Services Limited	0.73%	(4.06)	0.08%	(0.05)
<b>Adjustments or eliminations effect</b>	0.00%	-	-	-
<b>Total</b>	<b>100.00%</b>	<b>(553.85)</b>	<b>100.00%</b>	<b>(60.59)</b>

## CONSOLIDATED NOTES TO ACCOUNTS

### Share in Total Comprehensive Income

(₹ in Crores)

Name of the Entity	Year ended 31.03.2020		Year ended 31.03.2019	
	As % of Consolidated Total Comprehensive Income	Amount	As % of Consolidated Total Comprehensive Income	Amount
<b>Parent</b>				
REC Limited	98.14%	4,336.37	99.33%	5,703.18
<b>Subsidiaries - Indian</b>				
REC Power Distribution Company Limited	0.28%	12.47	0.46%	26.34
REC Transmission Projects Company Limited	1.23%	54.44	0.43%	24.60
<b>Joint Venture - Indian</b>				
Energy Efficiency Services Limited	0.11%	5.08	0.17%	9.90
<b>Adjustments or eliminations effect</b>	0.23%	10.06	(1.45%)	(83.23)
<b>Total</b>	<b>100.00%</b>	<b>4,418.42</b>	<b>100.00%</b>	<b>5,680.79</b>

### 63. Amounts expected to be recovered/ settled within 12 months and beyond for each line item under asset and liabilities

(₹ in Crores)

Particulars	As at 31.03.2020		As at 31.03.2019	
	Within 12 months	More than 12 months	Within 12 months	More than 12 months
<b>ASSETS</b>				
<b>(1) Financial Assets</b>				
(a) Cash and cash equivalents	1,717.71	-	381.99	-
(b) Other Bank Balances	2,257.45	-	1,733.08	-
(c) Trade receivables	110.72	-	137.72	-
(d) Derivative financial instruments	1,180.60	2,138.25	325.46	1,477.12
(e) Loans	28,989.11	2,83,094.39	27,977.30	2,42,473.62
(f) Investments	1,501.45	625.66	102.19	2,180.94
(g) Other financial assets	4,247.24	17,852.43	535.61	17,828.38
<b>Total - Financial Assets (1)</b>	<b>40,004.28</b>	<b>3,03,710.73</b>	<b>31,193.35</b>	<b>2,63,960.06</b>
<b>(2) Non-Financial Assets</b>				
(a) Current tax assets (net)	2.02	407.92	1.45	291.72
(b) Deferred tax assets (net)	-	2,050.57	-	2,305.93
(c) Investment Property	-	0.01	-	0.01
(d) Property, Plant & Equipment	-	156.97	-	156.63
(e) Capital Work-in-Progress	-	287.62	-	196.94
(f) Intangible Assets Under Development	-	0.77	-	1.59
(g) Other Intangible Assets	-	8.82	-	8.55
(h) Other non-financial assets	81.96	50.41	112.64	35.77
(i) Investments accounted for using equity method	7.24	251.23	-	179.63
<b>Total - Non-Financial Assets (2)</b>	<b>91.22</b>	<b>3,214.32</b>	<b>114.09</b>	<b>3,176.77</b>
<b>(3) Assets classified as held for sale</b>	<b>9.53</b>	<b>-</b>	<b>9.56</b>	<b>-</b>
<b>Total ASSETS (1+2+3)</b>	<b>40,105.03</b>	<b>3,06,925.05</b>	<b>31,317.00</b>	<b>2,67,136.83</b>

## CONSOLIDATED NOTES TO ACCOUNTS

(₹ in Crores)

Particulars	As at 31.03.2020		As at 31.03.2019	
	Within 12 months	More than 12 months	Within 12 months	More than 12 months
<b>LIABILITIES</b>				
<b>(1) Financial Liabilities</b>				
(a) Derivative financial instruments	58.63	1,267.10	35.68	123.72
(b) Trade Payables				
(i) total outstanding dues of MSMEs	0.15	-	2.65	-
(ii) total outstanding dues of creditors other than MSMEs	46.00	-	64.64	-
(c) Debt Securities	48,573.11	1,71,345.14	41,345.10	1,51,422.41
(d) Borrowings (other than debt securities)	19,381.60	42,169.06	7,202.91	39,459.63
(e) Subordinated Liabilities	170.58	4,649.07	169.96	4,648.80
(f) Other financial liabilities	2,171.72	21,610.49	1,399.83	17,827.24
<b>Total - Financial Liabilities (1)</b>	<b>70,401.79</b>	<b>2,41,040.86</b>	<b>50,220.77</b>	<b>2,13,481.80</b>
<b>(2) Non-Financial Liabilities</b>				
(a) Current tax liabilities (net)	-	-	-	-
(b) Provisions	67.96	39.13	60.15	40.09
(c) Other non-financial liabilities	77.94	5.29	104.60	-
<b>Total-Non-Financial Liabilities (2)</b>	<b>145.90</b>	<b>44.42</b>	<b>164.75</b>	<b>40.09</b>
<b>(3) Liabilities directly associated with assets classified as held for sale</b>	<b>0.68</b>	<b>-</b>	<b>0.08</b>	<b>-</b>
<b>Total LIABILITIES (1+2+3)</b>	<b>70,548.37</b>	<b>2,41,085.28</b>	<b>50,385.60</b>	<b>2,13,521.89</b>

Previous year figures have been reclassified/ regrouped to conform to the current classification.

64. There are no Off-Balance Sheet SPVs sponsored by the Company, which need to be consolidated as per accounting norms.
65. The Board of Directors of RECTPCL and RECPDCL, wholly owned subsidiaries of the Company, have approved the scheme of amalgamation of RECTPCL ("Transferor Company") with RECPDCL ("Transferee Company"), which has also been approved by the Board of Directors of the Company, subject to requisite approvals.
66. The disclosures as required under Master Direction - Non-Banking Financial Company - Systemically Important Non-Deposit taking Company and Deposit taking Company (Reserve Bank) Directions, 2016 have been made in Note No. 3, 9, 10, 11, 22.1, 27.1, 46, 49, 50.1.3 (P), 50.1.3 (S), 50.1.3 (T), 50.2.2, 50.3, 51, 53, 56, 64, 67, 68
67. No penalties have been levied on the Company by any regulator during the year ended 31<sup>st</sup> March 2020 (Previous year Nil).
68. No complaints have been received by the Company from the borrowers under the Fair Practices Code during the year ended 31<sup>st</sup> March 2020 (Previous year Nil).
69. Figures in Rupees have been rounded off to the nearest crores with two decimals, unless expressly stated.

The Notes to Accounts 1 to 69 are an integral part of Balance Sheet and Statement of Profit & Loss.

For and on behalf of the Board

J.S. Amitabh  
ED & Company Secretary

Ajoy Choudhury  
Director (Finance)  
DIN - 06629871

Sanjeev Kumar Gupta  
CMD and Director (Technical)  
DIN - 03464342

In terms of our Audit Report of even date

For S.K. Mittal & Co.  
Chartered Accountants  
Firm Reg. No.: 001135N

S. Murthy  
Partner  
M.No. : 072290

For O.P. Bagla & Co. LLP.  
Chartered Accountants  
Firm Reg. No.: 000018N/N500091

Atul Aggarwal  
Partner  
M.No. : 092656

Place: New Delhi  
Date: 17<sup>th</sup> June 2020

## REC LIMITED (FORMERLY RURAL ELECTRIFICATION CORPORATION LIMITED)

Registered Office - Core-4, SCOPE Complex, 7, Lodhi Road, New Delhi - 110003, CIN: L40101DL1969GOI005095

Annexure to be enclosed with Consolidated Balance Sheet as at 31<sup>st</sup> March 2020

(As prescribed by Reserve Bank of India)

(Particulars as required in terms of Paragraph 18 of Non-Banking Financial Company - Systemically Important Non-Deposit taking Company and Deposit taking Company (Reserve Bank) Directions, 2016, in so far as they are applicable to REC Ltd.)

(₹ in Crores)

Particulars	As at 31.03.2020		As at 31.03.2019	
	Amount Outstanding	Amount Overdue	Amount Outstanding	Amount Overdue
<b>LIABILITIES SIDE:</b>				
<b>(1) Loans and advances availed by the NBFC</b>				
inclusive of interest accrued thereon but not paid:				
(a) Debentures/ Bonds :				
- Secured	39,957.71	-	49,398.19	-
- Unsecured	1,82,833.33	-	1,41,361.86	-
(b) Deferred Credits	-	-	-	-
(c) Term Loans				
- Secured Loans from Financial Institutions	-	-	207.33	-
- Unsecured Loans from Govt. of India	10,326.81	-	5,121.84	-
- Unsecured Loans from Banks	18,900.72	-	18,555.08	-
- Unsecured Loans from Financial Institutions	1,000.00	-	1,000.00	-
(d) Inter-corporate Loans and Borrowing	-	-	-	-
(e) Commercial Paper	2,925.00	-	7,975.00	-
(f) Other Loans	-	-	-	-
- Foreign Currency Borrowings	21,813.83	-	17,705.96	-
- FCNR(B) Loans	6,985.80	-	4,327.72	-
- Short Term Loans/ Loans Repayable on Demand	2,755.92	-	-	-
- Finance Lease Obligations	2.12	-	0.11	-

(₹ in Crores)

Particulars	As at 31.03.2020		As at 31.03.2019	
	Amount	Amount	Amount	Amount
<b>ASSETS SIDE :</b>				
<b>(2) Break-up of Loans and Advances including bills receivables</b>				
(a) Secured	2,35,477.68		2,05,679.19	
(b) Unsecured	75,042.00		64,128.22	
<b>(3) INVESTMENTS :</b>				
<b>Current Investments:</b>				
<b>Unquoted:</b>				
(i) Shares : Equity	12.50		-	
<b>Unquoted:</b>				
(i) Shares : (a) Preference	68.34			
<b>Long Term Investments:</b>				
<b>Quoted:</b>				
(i) Shares : Equity	507.43		640.81	
(ii) Debentures and Bonds	1,532.72		1,588.98	
<b>Unquoted:</b>				
(i) Shares : (a) Equity	258.47		179.63	
(ii) Debentures and Bonds	-		-	
(iii) Units of mutual funds	6.12		6.18	
(iv) Government Securities	-		47.16	

(₹ in Crores)

Particulars	As at 31.03.2020	As at 31.03.2019
<b>(4) Borrower Group-wise classification of assets financed in (2) above :</b>		
	<b>AMOUNT NET OF PROVISIONS</b>	
<b>Particulars</b>	<b>Secured</b>	<b>Unsecured</b>
<b>As at 31<sup>st</sup> March 2020</b>		
<b>1. Related Parties</b>		
(a) Subsidiaries	-	-
(b) Companies in the same Group	-	-
(c) Other related Parties	-	0.33
<b>2. Other than Related Parties</b>	<b>2,35,477.68</b>	<b>75,041.67</b>
<b>Total</b>	<b>2,35,477.68</b>	<b>75,042.00</b>
<b>As at 31<sup>st</sup> March 2019</b>		
<b>1. Related Parties</b>		
(a) Subsidiaries	-	-
(b) Companies in the same Group	-	-
(c) Other related Parties	-	0.46
<b>2. Other than Related Parties</b>	<b>2,05,679.19</b>	<b>2,35,477.22</b>
<b>Total</b>	<b>2,05,679.19</b>	<b>2,35,477.68</b>

**(5) Investor group-wise classification of investments (current and long term) in shares and securities (both quoted and unquoted) :**

(₹ in Crores)

Category	As at 31.03.2020		As at 31.03.2019	
	Market Value / Break up or fair value or NAV	Book Value (Net of Provisions)	Market Value / Break up or fair value or NAV	Book Value (Net of Provisions)
<b>1. Related Parties</b>				
(a) Companies in the same Group	258.47	258.47	179.63	179.63
<b>2. Other than Related Parties</b>	<b>2,127.11</b>	<b>2,127.11</b>	<b>2,283.13</b>	<b>2,283.13</b>
<b>Total</b>	<b>2,385.58</b>	<b>2,385.58</b>	<b>2,462.76</b>	<b>2,462.76</b>

**(6) Other Information**

(₹ in Crores)

Particulars	As at 31.03.2020	As at 31.03.2019
<b>(i) Gross Credit-impaired Assets</b>		
(a) Related Parties	-	-
(b) Other than related Parties	21,255.55	20,348.44
<b>(ii) Net Credit-impaired Assets</b>		
(a) Related Parties	-	-
(b) Other than related Parties	10,703.42	10,649.49
<b>(iii) Asset acquired in satisfaction of debts</b>	-	-

For and on behalf of the Board

J.S. Amitabh  
ED & Company Secretary

Ajoy Choudhury  
Director (Finance)  
DIN - 06629871

Sanjeev Kumar Gupta  
CMD and Director (Technical)  
DIN - 03464342

In terms of our Audit Report of even date

For S.K. Mittal & Co.  
Chartered Accountants  
Firm Reg. No.: 001135N

S. Murthy  
Partner  
M.No. : 072290

For O.P. Bagla & Co. LLP.  
Chartered Accountants  
Firm Reg. No.: 000018N/N500091

Atul Aggarwal  
Partner  
M.No. : 092656

Place: New Delhi  
Date: 17<sup>th</sup> June 2020

## FORM AOC-1

Statement containing salient features of the financial statements of Subsidiaries/ Associates/ Joint Ventures for the Year 2019-20

### Part A: Subsidiaries

(₹ in Crores)

1 Particulars	I	II
2 Name of the Subsidiary	REC Power Distribution Company Limited	REC Transmission Projects Company Limited
3 Reporting period for the subsidiary concerned, if different from the holding company's reporting period	Not Applicable	Not Applicable
4 Reporting currency and Exchange rate as on the last date of the relevant Financial year in the case of foreign subsidiaries.	Not Applicable	Not Applicable
5 Share capital	0.05	0.05
6 Reserves & Surplus	168.15	112.56
7 Total assets	310.30	259.89
8 Total Liabilities	142.10	146.60
9 Investments	15.81	75.26
10 Turnover	143.01	79.16
11 Profit/ (Loss) Before Taxation	20.34	70.55
12 Provision for Taxation	7.87	16.11
13 Profit/ (Loss) After Taxation	12.47	54.44
14 Proposed Dividend	-	-
15 % Shareholding	100.00%	100.00%

(1) Name of subsidiaries which are yet to commence operations - Nil

(2) Names of subsidiaries which have been liquidated or sold during the year - Nil

### Part B: Associates and Joint Ventures

#### Details of Associates

(₹ in Crores)

Name of Associates	Dinchang Transmission Limited #	Chandil Transmission Limited	Koderma Transmission Limited	Dumka Transmission Limited	Mandar Transmission Limited
1 Latest audited Balance Sheet Date	31-Mar-20	31-Mar-20	31-Mar-20	31-Mar-20	31-Mar-20
2 Shares of Associate/Joint Ventures held by the company on the year end					
Number	50,000	50,000	50,000	50,000	50,000
Amount of Investment in Associates/ Joint Venture	0.05	0.05	0.05	0.05	0.05
Extent of Holding (%)	100.00%	100.00%	100.00%	100.00%	100.00%
3 Description of how there is significant influence	Refer Note below **				
4 Reason why the associate/joint venture is not consolidated	N.A.	N.A.	N.A.	N.A.	N.A.
5 Networth attributable to Shareholding as per latest audited Balance Sheet	-	(2.14)	(1.91)	(2.08)	(1.86)

(₹ in Crores)

Name of Associates	Dinching Transmission Limited #	Chandil Transmission Limited	Koderma Transmission Limited	Dumka Transmission Limited	Mandar Transmission Limited
6 Profit / (Loss) for the year	-	(0.44)	(0.41)	(0.43)	(0.40)
i. Considered in Consolidation *	-	-	-	-	-
ii. Not Considered in Consolidation	-	(0.44)	(0.41)	(0.43)	(0.40)

# Dinching Transmission Ltd was denotified vide MoP letter dated 25 March 2019 and subsequently investment was written off. MOP permission for striking off company with MCA has been obtained during the year.

\* Associates have been classified as 'held for sale' and valued at cost or fair market value (less cost to sales) whichever is less, hence profit not considered.

\*\* The Group is holding 100% of share capital but these investments are managed as per the mandate from Government of India and the group does not have the practical ability to direct the relevant activities of these companies unilaterally. As such, these companies have been treated as associate companies.

#### Details of Joint Venture

(₹ in Crores)

Name of Joint Venture	Energy Efficiency Services Limited
1 Latest audited Balance Sheet Date	31-Mar-19
2 Shares of Associate/Joint Ventures held by the company on the year end	
Number	21,81,00,000
Amount of Investment in Associates/Joint Venture @	218.10
Extent of Holding (%)	22.18%
3 Description of how there is significant influence	Holding 22.18% of shares and participation in management
4 Reason why the associate/joint venture is not consolidated	N.A.
5 Networth attributable to Shareholding as per latest audited Balance Sheet	178.82
6 Profit / Loss for the year *	
i. Considered in Consolidation	9.14
ii. Not Considered in Consolidation	Nil

@ Under the Right Issue Offer of Energy Efficiency Services Limited (EESL), the Company has been allotted 7,16,00,000 shares of Energy Efficiency Services Limited (EESL) for a consideration of ₹71.60 crores on 8<sup>th</sup> June 2019. As at 31<sup>st</sup> March, 2020, the shareholding of the company in EESL stands at 22.18% as against 21.70% as at 31<sup>st</sup> March, 2019.

\* The figures are based on the unaudited standalone financial statements of the Joint Venture

#### (1) Names of associates or joint ventures which are yet to commence operations.

Seven SPVs namely Bidar Karnataka Line, Gadag Karnataka Part A Line, Solar Energy Rajasthan Part A Line, Solar Energy Rajasthan Part B Line, Solar Energy Rajasthan Part C Line, Rajgarh Madhya Pradesh Line and Osmanabad Maharashtra Line are in the process of incorporation and yet to commence operations as at 31<sup>st</sup> March 2020.

**(2) Names of associates or joint ventures which have been liquidated or sold during the year.**

The following associates have been sold during the year, as a part of business process:

<b>Name of subsidiary</b>	<b>Date of Sale</b>
Khetri Transco Limited	29-08-2019
Bhind Guna Transmission Limited	11-09-2019
Udupi Kasargode Transmission Limited	12-09-2019
Ajmer Phagi Transco Limited	03-10-2019
WRSS XXI (A) Transco Limited	14-10-2019
Jam khambaliya Transco Limited	13-10-2019
Lakadia Banaskantha Transco Limited	13-10-2019
Rampur Sambhal Transco Limited	12-12-2019

For and on behalf of the Board

**J.S. Amitabh**  
ED & Company Secretary

**Ajoy Choudhury**  
Director (Finance)  
DIN - 06629871

**Sanjeev Kumar Gupta**  
CMD and Director (Technical)  
DIN - 03464342

In terms of our Audit Report of even date

For S.K. Mittal & Co.  
Chartered Accountants  
Firm Reg. No.: 001135N

For O.P. Bagla & Co. LLP.  
Chartered Accountants  
Firm Reg. No.: 000018N/N500091

**S. Murthy**  
Partner  
M.No. : 072290

**Atul Aggarwal**  
Partner  
M.No. : 092656

Place: New Delhi  
Date: 17<sup>th</sup> June 2020



**ANNEX B**  
**ORIGINAL OFFERING CIRCULAR**

## IMPORTANT NOTICE

**THIS OFFERING CIRCULAR IS AVAILABLE ONLY TO INVESTORS WHO ARE EITHER (1) QIBs (AS DEFINED BELOW) UNDER RULE 144A UNDER THE SECURITIES ACT (AS DEFINED BELOW), (2) INSTITUTIONAL ACCREDITED INVESTORS (AS DEFINED BELOW) OR (3) ADDRESSEES WHO ARE PURCHASING THE NOTES OUTSIDE THE UNITED STATES IN AN OFFSHORE TRANSACTION IN RELIANCE ON REGULATION S UNDER THE SECURITIES ACT AND, IN CERTAIN CIRCUMSTANCES, ARE NON-U.S. PERSONS (AS DEFINED BELOW).**

**IMPORTANT: You must read the following before continuing.** The following applies to the offering circular (the **Offering Circular**) following this page, and you are therefore advised to read this carefully before reading, accessing or making any other use of the Offering Circular. In accessing the Offering Circular, you agree to be bound by the following terms and conditions, including any modifications to them any time you receive any information from us as a result of such access.

NOTHING IN THIS ELECTRONIC TRANSMISSION CONSTITUTES AN OFFER OF SECURITIES FOR SALE IN THE UNITED STATES OR ANY OTHER JURISDICTION WHERE IT IS UNLAWFUL TO DO SO. THE SECURITIES HAVE NOT BEEN, AND WILL NOT BE, REGISTERED UNDER THE U.S. SECURITIES ACT OF 1933, AS AMENDED (THE **SECURITIES ACT**), OR THE SECURITIES LAWS OF ANY STATE OF THE U.S. OR OTHER JURISDICTION AND THE SECURITIES MAY NOT BE OFFERED OR SOLD WITHIN THE UNITED STATES OR, IN CERTAIN CIRCUMSTANCES, TO, OR FOR THE ACCOUNT OR BENEFIT OF, U.S. PERSONS (AS DEFINED IN REGULATION S UNDER THE SECURITIES ACT), EXCEPT PURSUANT TO AN EXEMPTION FROM, OR IN A TRANSACTION NOT SUBJECT TO, THE REGISTRATION REQUIREMENTS OF THE SECURITIES ACT AND APPLICABLE STATE OR LOCAL SECURITIES LAWS.

THE OFFERING CIRCULAR MAY NOT BE FORWARDED OR DISTRIBUTED TO ANY OTHER PERSON AND MAY NOT BE REPRODUCED IN ANY MANNER WHATSOEVER, AND IN PARTICULAR, MAY NOT BE FORWARDED TO ANY U.S. ADDRESS OR, IN CERTAIN CIRCUMSTANCES, TO ANY U.S. PERSON. ANY FORWARDING, DISTRIBUTION OR REPRODUCTION OF THIS DOCUMENT IN WHOLE OR IN PART IS UNAUTHORIZED. FAILURE TO COMPLY WITH THIS DIRECTIVE MAY RESULT IN A VIOLATION OF THE SECURITIES ACT OR THE APPLICABLE LAWS OF OTHER JURISDICTIONS.

**Confirmation of your Representation:** In order to be eligible to view this Offering Circular or make an investment decision with respect to the securities, investors must be either (1) qualified institutional buyers (**QIBs**) (within the meaning of Rule 144A under the Securities Act), (2) “accredited investors” (as defined in Rule 501(a)(1), (2), (3) or (7) under the Securities Act that are institutions (**Institutional Accredited Investors**) who agree to purchase the Notes for their own account and not with a view to the distribution thereof or (3) addressees who are eligible to purchase the securities outside the United States in an offshore transaction in reliance on Regulation S under the Securities Act (**Regulation S**) and, in certain circumstances, are non-U.S. persons as defined under Regulation S. By accepting the e-mail and accessing this Offering Circular, you shall be deemed to have represented to us that (1) you and any customers you represent are either (a) QIBs, (b) Institutional Accredited Investors or (c) addressees who are eligible to purchase the securities outside the United States in an offshore transaction in reliance on Regulation S under the Securities Act (**Regulation S**) and, in certain circumstances, are non-U.S. persons as defined under Regulation S, and that the electronic mail address that you gave us and to which this e-mail has been delivered is not located in the United States and (2) you consent to delivery of such Offering Circular and any amendments or supplements thereto by electronic transmission.

You are reminded that the Offering Circular has been delivered to you on the basis that you are a person into whose possession the Offering Circular may be lawfully delivered in accordance with the laws of jurisdiction in which you are located and you may not, nor are you authorized to, deliver the offering circular to any other person.

The materials relating to any offering of securities described in the Offering Circular do not constitute, and may not be used in connection with, an offer or solicitation in any place where offers or solicitations are not permitted by law. If a jurisdiction requires that the offering be made by a licensed broker or dealer and the underwriters or any affiliate of the underwriters is a licensed broker or dealer in that jurisdiction, the offering shall be deemed to be made by the underwriters or such affiliate on behalf of our Company in such jurisdiction.

The Offering Circular has been sent to you in an electronic form. You are reminded that documents transmitted via this medium may be altered or changed during the process of electronic transmission and consequently the Dealers (as defined in the Offering Circular), nor any person who controls each of them nor any director, officer, employee nor agent of each of them or affiliate of any such person, do not accept any liability or responsibility whatsoever in respect of any difference between the Offering Circular distributed to you in electronic format and the hard copy version available to you on request from the Dealer.

The Offering Circular has not been and will not be registered, produced or made available to all as an offer document (whether a prospectus in respect of a public offer or an information memorandum or private placement offer letter or other offering material in respect of any private placement or public issue under the Companies Act, 2013 as amended from time to time, or any other applicable Indian laws) with the Registrar of Companies of India or the Securities and Exchange Board of India or the Reserve Bank of India or any other statutory or regulatory body of like nature in India.

In addition, holders and beneficial owners shall be responsible for compliance with restrictions on the ownership of the Rupee Denominated Notes imposed from time to time by applicable laws or by any regulatory authority or otherwise. In this context,

holders and beneficial owners of Rupee Denominated Notes shall be deemed to have acknowledged, represented and agreed that such holders and beneficial owners are eligible to purchase the Rupee Denominated Notes under applicable laws and regulations and are not prohibited under any applicable law or regulation from acquiring, owning or selling the Rupee Denominated Notes. Potential investors should seek independent advice and verify compliance with Financial Action Task Force (FATF) and the International Organisation of Securities Commission's (IOSCO) requirements prior to any purchase of the Rupee Denominated Notes. Multilateral financial institutions and regional financial institutions from FATF compliant countries can purchase Rupee Denominated Notes.

The holders and beneficial owners of Rupee Denominated Notes shall be deemed to confirm that for so long as they hold any Rupee Denominated Notes, they will meet the FATF and IOSCO requirements in all respects. Foreign branches or subsidiaries of Indian banks, subject to applicable prudential norms, can participate as arrangers, underwriters, market-makers or traders for Rupee Denominated Notes. However, underwriting by foreign branches or subsidiaries of Indian banks for issuances by Indian banks will not be allowed.

You are responsible for protecting against viruses and other destructive items. Your use of this e-mail is at your own risk and it is your responsibility to take precautions to ensure that it is free from viruses and other items of a destructive nature.

# OFFERING CIRCULAR

## REC Limited (formerly known as Rural Electrification Corporation Limited) (incorporated with limited liability in the Republic of India)



### U.S.\$7,000,000,000 Global Medium Term Note Programme

Under this U.S.\$7,000,000,000 Global Medium Term Note Programme (the **Programme**), REC Limited (formerly known as Rural Electrification Corporation Limited) (our **Company**) may from time to time issue notes (the **Notes**) denominated in any currency agreed between us and the relevant Dealer (as defined below).

Notes may be issued in bearer or registered form (respectively, **Bearer Notes** and **Registered Notes**). The maximum aggregate nominal amount of all Notes from time to time outstanding under the Programme will not exceed U.S.\$7,000,000,000 (or its equivalent in other currencies calculated as described herein), subject to increase as described herein.

The Notes may be issued on a continuing basis to one or more of the Dealers specified under “*Summary of the Programme*” and any additional Dealer appointed under the Programme from time to time by us (each a **Dealer** and together the **Dealers**), which appointment may be for a specific issue or on an on-going basis. References in this Offering Circular to the **relevant Dealer** shall, in the case of an issue of Notes being (or intended to be) subscribed by more than one Dealer, be to all Dealers agreeing to subscribe to such Notes.

Application has been made to the Singapore Exchange Securities Trading Limited (the “**SGX-ST**”) for permission to deal in and quotation for any Notes that may be issued pursuant to the Programme and which are agreed at or prior to the time of issue thereof to be so listed on the SGX-ST. Such permission will be granted when such Notes have been admitted to the Official List of the SGX-ST (the **Official List**). The SGX-ST assumes no responsibility for the correctness of any of the statements made or opinions expressed or reports contained herein. Admission to the Official List and quotation of any Notes on the SGX-ST are not to be taken as an indication of the merits of the Company, our subsidiaries, our associated companies, the Programme or such Notes. Notice of the aggregate nominal amount of Notes, interest (if any) payable in respect of Notes, the issue price of Notes and any other terms and conditions not contained herein which are applicable to each Tranche (as defined under “*Terms and Conditions of the Notes*”) of Notes will be set out in a pricing supplement (the **Pricing Supplement**) which, with respect to Notes to be listed on the SGX-ST, will be delivered to the SGX-ST on or before the date of issue of the Notes of such Tranche.

Application has been made to the London Stock Exchange for the Notes to be admitted to the London Stock Exchange’s International Securities Market (**ISM**). The ISM is not a regulated market for the purposes of Directive 2014/65/EU. **International Securities Market is a market designated for professional investors. Securities admitted to trading on International Securities Market are not admitted to the Official List of the UKLA. London Stock Exchange has not approved or verified the contents of this Offering Circular.**

Application has been made to the India International Exchange IFSC Limited (the **India INX**) for the Notes to be admitted for trading on the India INX. **The India INX has not approved or verified the contents of the listing particulars.**

Application has been made to the NSE IFSC Limited (the **NSE IFSC**) for the Notes to be admitted for trading on the NSE IFSC. **The NSE IFSC has not approved or verified the contents of the listing particulars.**

The Programme provides that Notes may be listed on such other or further stock exchange(s) as may be agreed between us and the relevant Dealer. We may also issue unlisted Notes.

We may agree with any Dealer and the Principal Paying Agent (as defined herein) that Notes may be issued in a form not contemplated by the Terms and Conditions of the Notes herein, in which event (in the case of Notes intended to be listed on the SGX-ST, the India INX, and the NSE IFSC) a supplementary Offering Circular, if appropriate, will be made available which will describe the effect of the agreement reached in relation to such Notes.

**See “Risk Factors” for a discussion of certain factors to be considered in connection with an investment in the Notes.**

Notes to be listed on the SGX-ST, the ISM, the India INX and the NSE IFSC will be accepted for clearance through Euroclear Bank SA/NV (**Euroclear**) and/or Clearstream Banking S.A. (**Clearstream, Luxembourg**) and/or The Depository Trust Company (**DTC**).

Each Tranche of Bearer Notes of each series (as defined in “*Form of the Notes*”) will initially be represented by either a temporary bearer global note (a **Temporary Bearer Global Note**) or a permanent bearer global note (a **Permanent Bearer Global Note** and, together with a Temporary Bearer Global Note, the **Bearer Global Notes**, and each a **Bearer Global Note**) as indicated in the applicable Pricing Supplement, which, in either case, will be delivered on or prior to the original issue date of the Tranche to a common depository (the **Common Depository**) for Euroclear and Clearstream, Luxembourg.

On and after the date (the **Exchange Date**) which, for each Tranche in respect of which a Temporary Bearer Global Note is issued, is 40 days after the Temporary Bearer Global Note is issued, interests in such Temporary Bearer Global Note will be exchangeable (free of charge) upon a request as described therein either for (i) interests in a Permanent Bearer Global Note of the same Series or (ii) interests in a Permanent Bearer Notes of the same Series.

The applicable Pricing Supplement will specify that a Permanent Bearer Global Note will be exchangeable for definitive Bearer Notes in certain limited circumstances.

Registered Notes sold in an “offshore transaction” within the meaning of Regulation S (**Regulation S**) under the U.S. Securities Act of 1933, as amended (the **Securities Act**), which will be sold outside the United States (the **U.S.**) and, in certain circumstances, only to non-U.S. persons (as defined in Regulation S), will initially be represented by a global note in registered form, without receipts or coupons, (a **Regulations S Global Note**) and Registered Notes sold in the U.S. to qualified institutional buyers (**QIBs**) (within the meaning of Rule 144A under the Securities Act (**Rule 144A**)) in transactions exempt from registration in reliance on Rule 144A will be represented by a global note in registered form, without receipts or interest coupons (a **Rule 144A Global Note** and, together with a Regulation S Global Note, the **Registered Global Notes**, and each a **Registered Global Note**) and, in each case, deposited with a common depository for Euroclear and Clearstream, Luxembourg, and registered in the name of a nominee of such common depository, or deposited with a custodian for, and registered in the name of, a nominee of DTC.

Registered Notes sold to Institutional Accredited Investors pursuant to Section 4(a)(2) under the Securities Act will be in definitive form, registered in the name of the holder thereof (**Definitive IAI Registered Notes**). Institutional Accredited Investors that hold Definitive IAI Registered Notes may not elect to hold such Notes through DTC, Euroclear or Clearstream, Luxembourg, but transferees acquiring such Notes in transactions exempt from Securities Act registration pursuant to Regulation S or Rule 144A under the Securities Act (if available) may do so upon satisfaction of the requirements applicable to such transfer as described under “*Subscription and Sale*” and “*Transfer Restrictions*”.

This Offering Circular has not been and will not be registered as a prospectus or a statement in lieu of a prospectus in respect of a public offer, information memorandum or private placement offer letter or any other offering material with the Registrar of Companies in India in accordance with the Companies Act, 2013, as amended from time to time, and other applicable Indian laws for the time being in force. This Offering Circular has not been and will not be reviewed or approved by any regulatory or statutory authority in India, including, but not limited to, the Securities and Exchange Board of India, the Reserve Bank of India, any Registrar of Companies or any stock exchange in India. This Offering Circular and the Notes are not and should not be construed as an advertisement, invitation, offer or sale of any securities whether to the public or by way of private placement to any person resident in India. The Notes have not been and will not be, offered or sold to any person resident in India. If you purchase any of the Notes, you will be deemed to have acknowledged, represented and agreed that you are eligible to purchase the Notes under applicable laws and regulations and that you are not prohibited under any applicable law or regulation from acquiring, owning or selling the Notes. See “*Subscription and Sale*”.

The Notes have not been and will not be registered under the U.S. Securities Act of 1933, as amended (the **Securities Act**) or with any securities regulatory authority of any state or other jurisdiction of the United States and are subject to U.S. tax law requirements. The Notes may not be offered, sold or delivered within the United States or, in certain circumstances, to U.S. persons (as defined in Regulation S under the Securities Act (**Regulation S**)) except pursuant to an exemption from, or in a transaction not subject to, the registration requirements of the Securities Act and applicable state securities laws. See “*Form of the Notes*” for a description of the manner in which Notes will be issued. Registered Notes are subject to certain restrictions on transfer, see “*Subscription and Sale*” and “*Transfer Restrictions*”.

*Arranger and Dealer*

**Barclays**

The date of this Offering Circular is February 20, 2020.

We accept responsibility for the information contained in this Offering Circular. Having taken all reasonable care to ensure that such is the case, the information contained in this Offering Circular is, to the best of our knowledge, in accordance with the facts and contains no omission likely to affect its import. We, having made all reasonable enquiries, confirm that this Offering Circular contains or incorporates all information which is material in the context of the Programme and the Notes, that the information contained or incorporated in this Offering Circular is true and accurate in all material respects and is not misleading, that the opinions and intentions expressed in this Offering Circular are honestly held and that there are no other facts the omission of which would make this Offering Circular or any of such information or the expression of any such opinions or intentions misleading. We accept responsibility accordingly.

No person is or has been authorized by us to give any information or to make any representation other than those contained in this Offering Circular or any other information supplied in connection with the Programme or the Notes and, if given or made by any other person, such information or representations must not be relied upon as having been authorized by us, the Arranger, the Dealers or the Principal Paying Agent.

Neither the Arranger, the Dealers nor the Principal Paying Agent (as defined herein) has separately verified the information contained herein. Accordingly, no representation, warranty or undertaking, express or implied, is made and, to the fullest extent permitted by law, no responsibility or liability is accepted by the Arranger or the Dealers, the Principal Paying Agent or any of them as to the accuracy or completeness of the information contained or incorporated in this Offering Circular, or for any other statement, made or purported to be made by the Arranger or the Dealers or on their behalf in connection with us or the Programme or any other information provided by us in connection with the Programme. The Arranger, the Dealers and the Principal Paying Agent accordingly disclaim all and any liability whether arising in tort or contract or otherwise (save as referred to above) which they might otherwise have in respect of this Offering Circular or any such statement.

Neither this Offering Circular nor any other information supplied in connection with the Programme or any Notes (i) is intended to provide the basis of any credit or other evaluation or (ii) should be considered as a recommendation by us, the Arranger or the Dealers or the Principal Paying Agent that any recipient of this Offering Circular or any other information supplied in connection with the Programme or any Notes should purchase any of the Notes. Each investor contemplating purchasing Notes should make its own independent investigation of the financial condition and affairs, and its own appraisal of the creditworthiness, of us. Neither this Offering Circular nor any other information supplied in connection with the Programme or the issue of any Notes constitutes an offer or invitation by or on behalf of our Company, the Arranger or the Dealers or the Principal Paying Agent to any person to subscribe for or to purchase any Notes.

Neither the delivery of this Offering Circular nor the offering, sale or delivery of any Notes shall in any circumstances imply that the information contained herein concerning us is correct at any time subsequent to the date hereof or that any other information supplied in connection with the Programme is correct as of any time subsequent to the date indicated in the document containing the same. The Arranger, the Dealers and the Principal Paying Agent expressly do not undertake to review the financial condition or affairs of our Company during the life of the Programme or to advise any investor in the Notes of any information coming to their attention. Investors should review, *inter alia*, the most recently published documents incorporated by reference into this Offering Circular when deciding whether or not to purchase any Notes.

**MiFID II product governance/target market** – The Pricing Supplement in respect of any Notes may include a legend entitled "MiFID II Product Governance", which will outline the target market assessment in respect of the Notes and which channels for distribution of the Notes are appropriate. Any person subsequently offering, selling or recommending the Notes (a **distributor**) should take

into consideration the target market assessment; however, a distributor subject to Directive 2014/65/EU (as amended, **MiFID II**) is responsible for undertaking its own target market assessment in respect of the Notes (by either adopting or refining the target market assessment) and determining appropriate distribution channels.

A determination will be made in relation to each issue about whether, for the purpose of the MiFID Product Governance rules under EU Delegated Directive 2017/593 (the **MiFID Product Governance Rules**), any Dealer subscribing for any Notes is a manufacturer in respect of such Notes, but otherwise neither the Arranger nor the Dealers nor any of their respective affiliates will be a manufacturer for the purpose of the MiFID Product Governance Rules.

**IMPORTANT – EEA AND UK RETAIL INVESTORS** – If the Pricing Supplement in respect of any Notes includes a legend entitled "Prohibition of Sales to EEA and UK Retail Investors", the Notes are not intended to be offered, sold or otherwise made available to and should not be offered, sold or otherwise made available to any retail investor in the European Economic Area (**EEA**) or in the United Kingdom (the **UK**). For these purposes, a **retail investor** means a person who is one (or more) of: (i) a retail client as defined in point (11) of Article 4(1) of MiFID II; or (ii) a customer within the meaning of Directive (EU) 2016/97 (the **Insurance Distribution Directive**), where that customer would not qualify as a professional client as defined in point (10) of Article 4(1) of MiFID II; or (iii) not a qualified investor as defined in Regulation (EU) 2017/1129 (the **Prospectus Regulation**). Consequently, no key information document required by Regulation (EU) No 1286/2014 (as amended, the **PRIPs Regulation**) for offering or selling the Notes or otherwise making them available to retail investors in the EEA or in the UK has been prepared and therefore offering or selling the Notes or otherwise making them available to any retail investor in the EEA or in the UK may be unlawful under the PRIPs Regulation.

**This Offering Circular does not constitute an offer to sell or the solicitation of an offer to buy any Notes in any jurisdiction to any person to whom it is unlawful to make the offer or solicitation in such jurisdiction. The distribution of this Offering Circular and the offer or sale of Notes may be restricted by law in certain jurisdictions. Our Company, the Arranger, the Dealers and the Principal Paying Agent do not represent that this Offering Circular may be lawfully distributed, or that any Notes may be lawfully offered, in compliance with any applicable registration or other requirements in any such jurisdiction, or pursuant to an exemption available thereunder, or assume any responsibility for facilitating any such distribution or offering. In particular, no action has been taken by our Company, the Arranger, the Dealers or the Principal Paying Agent which would permit a public offering of any Notes or distribution of this Offering Circular in any jurisdiction where action for that purpose is required. Accordingly, no Notes may be offered or sold, directly or indirectly, and neither this Offering Circular nor any advertisement or other offering material may be distributed or published in any jurisdiction, except under circumstances that will result in compliance with any applicable laws and regulations. Persons into whose possession this Offering Circular or any Notes may come must inform themselves about, and observe, any such restrictions on the distribution of this Offering Circular and the offering and sale of Notes. In particular, there are restrictions on the distribution of this Offering Circular and the offer or sale of Notes in the United States, the European Economic Area (including, for these purposes, the United Kingdom, Italy and the Netherlands), India, Singapore, Japan and Hong Kong, see “*Subscription and Sale*” and “*Transfer Restrictions*”.**

None of our Company, the Arranger, the Dealers and the Principal Paying Agent makes any representation to any investor in the Notes regarding the legality of its investment under any applicable laws. Any investor in the Notes should be able to bear the economic risk of an investment in the Notes for an indefinite period of time.

## U.S. INFORMATION

This Offering Circular is being submitted on a confidential basis in the United States to a limited number of QIBs and Institutional Accredited Investors (**IAIs**) for informational use solely in connection with the consideration of the purchase of certain Notes issued under the Programme. Its use for any other purpose in the United States is not authorized. It may not be copied or reproduced in whole or in part nor may it be distributed or any of its contents disclosed to anyone other than the prospective investors to whom it is originally submitted.

The Notes in bearer form are subject to U.S. tax law requirements and may not be offered, sold or delivered within the United States or its possessions or to United States persons, except in certain transactions permitted by U.S. tax regulations. Terms used in this paragraph have the meanings given to them by the U.S. Internal Revenue Code and the regulations promulgated thereunder.

Registered Notes may be offered or sold within the United States only to QIBs or to Institutional Accredited Investors, in either case in transactions exempt from registration under the Securities Act in reliance on Rule 144A or any other applicable exemption. Each U.S. purchaser of Registered Notes is hereby notified that the offer and sale of any Registered Notes to it may be being made in reliance upon the exemption from the registration requirements of Section 5 of the Securities Act provided by Rule 144A.

Purchasers of Definitive IAI Registered Notes will be required to execute and deliver an IAI Investment Letter (as defined under “*Terms and Conditions of the Notes*”). Each purchaser or holder of Definitive IAI Registered Notes, Notes represented by a Rule 144A Global Note or any Notes issued in registered form in exchange or substitution therefor (together **Legended Notes**) will be deemed, by its acceptance or purchase of any such Legended Notes, to have made certain representations and agreements intended to restrict the resale or other transfer of such Notes as set out in “*Subscription and Sale*” and “*Transfer Restrictions*”. Unless otherwise stated, terms used in this paragraph have the meanings given to them in “*Form of the Notes*”.

The Notes have not been approved or disapproved by the United States Securities and Exchange Commission or any other securities commission or other regulatory authority in the United States, nor have the foregoing authorities approved this Offering Circular or confirmed the accuracy or determined the adequacy of the information contained in this Offering Circular. Any representation to the contrary is unlawful.

## AVAILABLE INFORMATION

To permit compliance with Rule 144A in connection with any resales or other transfers of Notes that are “restricted securities” within the meaning of the Securities Act, we will furnish, upon the request of a holder of such Notes or any beneficial interest therein, to such holder or to a prospective purchaser designated by him, the information required to be delivered under Rule 144A(d)(4) under the Securities Act if, at the time of the request, any of the Notes remain outstanding as “restricted securities” within the meaning of Rule 144(a)(3) of the Securities Act and we are neither a reporting company under Section 13 or 15(d) of the U.S. Securities Exchange Act of 1934, as amended, (the **Exchange Act**) nor exempt from reporting pursuant to Rule 12g3-2(b) thereunder.

## SERVICE OF PROCESS AND ENFORCEMENT OF CIVIL LIABILITIES

Our Company is a limited liability public company incorporated under the laws of the Republic of India (**India**). All of our directors and executive officers named herein reside outside the United States and all or a substantial portion of our assets and of such officers and directors are located outside the United States. As a result, it may not be possible for investors to effect service of process outside India upon us or such persons, or to enforce judgments against them obtained in courts outside India predicated upon civil liabilities of our Company or such directors and executive officers under laws other than Indian law, including any judgment predicated upon United States federal securities



laws. As indicated above, the enforcement of a decree solely based on United States federal securities laws may be carried out by filing a suit under Section 13 of the Code of Civil Procedure. Under Indian law, foreign law has to be proven as a matter of fact before an Indian court. Accordingly, in the event that such action is filed, United States federal securities law will have to be proven as a matter of fact by expert witness.

There are restrictions on the offer and sale of the Notes in the United Kingdom. All applicable provisions of the Financial Services and Market Act 2000 (**FSMA**) with respect to anything done by any person in relation to the Notes in, from or otherwise involving the United Kingdom must be complied with. See “*Subscription and Sale*”.

In connection with the offering of any series of Notes, each Dealer is acting or will act for us in connection with the offering and will not be responsible to anyone other than us for providing the protections afforded to clients of that Dealer nor for providing advice in relation to any such offering.

For a description of other restrictions, see “*Subscription and Sale*” and “*Transfer Restrictions*”.

*Singapore SFA Product Classification:* In connection with Section 309B of the Securities and Futures Act (Chapter 289) of Singapore (the **SFA**) and the Securities and Futures (Capital Markets Products) Regulations 2018 of Singapore (the **CMP Regulations 2018**), unless otherwise specified before an offer of Notes, the Issuer has determined, and hereby notifies all relevant persons (as defined in Section 309A(1) of the SFA), that the Notes are ‘prescribed capital markets products’ (as defined in the CMP Regulations 2018) and Excluded Investment Products (as defined in MAS Notice SFA 04-N12: Notice on the Sale of Investment Products and MAS Notice FAA-N16: Notice on Recommendations on Investment Products).

## **PRESENTATION OF FINANCIAL AND OTHER INFORMATION**

We maintain our financial books and records and prepare our financial statements in Rupees in accordance with the Companies (Indian Accounting Standards) Rules, 2015 (**IND-AS**). IND-AS differs in certain important respects from International Financial Reporting Standards (IFRS). For a discussion of the principal differences between Indian GAAP, IND-AS and IFRS as they relate to us, see “*Summary of Significant Differences Between IFRS, Indian GAAP and IND-AS*”. The consolidated financial statements for the years ended March 31, 2017, 2018 and 2019; and the non-consolidated financial statements for the nine months ended December 31, 2019, each as included in this Offering Circular have been audited or reviewed, as appropriate, by the auditors as set out in paragraph 10 of the section entitled “*General Information*”.

## CERTAIN DEFINITIONS

In this Offering Circular, references to **India** are to the Republic of India, references to the **Government** or **GoI** are to the Government of India and references to the **RBI** are to the Reserve Bank of India. References to specific data applicable to particular subsidiaries or other consolidated entities are made by reference to the name of that particular entity. References to **Fiscal** or **Fiscal Year** are to the year ended March 31.

Unless the context otherwise indicates, all references to the **Issuer**, **REC**, **our Company** or **the Company** are to REC Limited (formerly known as Rural Electrification Corporation Limited) on a non-consolidated basis.

Industry and market share data in this Offering Circular are derived from data prepared by the CEA which is the nodal government agency for planning, advising and monitoring the Indian power sector, the MoP, the Planning Commission of India and from industry publications. Industry publications generally state that the information contained in those publications has been obtained from sources believed to be reliable but that their accuracy and completeness are not guaranteed and their reliability cannot be assured. Although we believe that the industry data used in this Offering Circular is reliable and take responsibility for the accurate extraction of such data from publicly available sources, it has not been independently verified by us, the Arranger, the Dealers or the Principal Paying Agent.

As used in this Offering Circular, the terms, **10th Plan**, **11th Plan**, **12th Plan** and **13th Plan** refer to the five-year plans of the Government, and mean the Tenth Five Year Plan covering the period fiscal 2002-2007, the Eleventh Five Year Plan covering the period fiscal 2007-2012, the Twelfth Five Year Plan covering the period 2012-2017 and the Thirteenth Five Year Plan covering the period 2017-2022, respectively.

All references in this Offering Circular to **U.S. dollars**, **U.S.\$** and **USD** refer to United States dollars, to **Rupee**, **Rupees**, **Rs.**, **INR** and **₹** refer to Indian Rupees and to **SGD** refers to Singapore dollars. In addition, references to **Sterling** refers to pounds sterling and to **euro**, **EUR** and **€** refer to the currency introduced at the start of the third stage of European economic and monetary union pursuant to the Treaty on the Functioning of the European Community, as amended.

References to **lakhs** and **crores** in our financial statements are to the following:

One lakh .....	100,000 (one hundred thousand)
One crore.....	10,000,000 (ten million)
Ten crores.....	100,000,000 (one hundred million)
One hundred crores .....	1,000,000,000 (one thousand million or one billion)

In this Offering Circular, where information has been presented in millions or billions of units, amounts may have been rounded, in the case of information presented in millions, to the nearest ten thousand or one hundred thousand units or, in the case of information presented in billions, one, ten or one hundred million units. Accordingly, the totals of columns or rows of numbers in tables may not be equal to the apparent total of the individual items and actual numbers may differ from those contained herein due to rounding.

## FORWARD-LOOKING STATEMENTS

We have included statements in this Offering Circular which contain words or phrases such as “will”, “would”, “aimed”, “is likely”, “are likely”, “believe”, “expect”, “expected to”, “will continue”, “will achieve”, “anticipate”, “estimate”, “intend”, “plan”, “contemplate”, “seek to”, “seeking to”, “target”, “propose to”, “future”, “objective”, “goal”, “projected”, “should”, “can”, “could”, “may” and similar expressions or variations of such expressions, that are “forward-looking statements”. Actual results may differ materially from those suggested by the forward-looking statements due to certain risks or uncertainties associated with our expectations with respect to, but not limited to, regulatory changes relating to the power sector in India and our ability to respond to them, our ability to successfully implement our strategy, our growth and expansion, including our ability to complete our capacity expansion plans, technological changes, our exposure to market risks, general economic and political conditions in India which have an impact on our business activities or investments, the monetary and fiscal policies of India, inflation, deflation, unanticipated turbulence in interest rates, foreign exchange rates, equity prices or other rates or prices, the performance of the financial markets in India and globally, changes in domestic and foreign laws, regulations and taxes and changes in competition in our industry.

Any forward-looking statements contained in this Offering Circular speak only as at the date of this Offering Circular. Without prejudice to any requirements under applicable laws and regulations, we expressly disclaim any obligation or undertaking to disseminate after the date of this Offering Circular any updates or revisions to any forward-looking statements contained in it to reflect any change in expectations or any change in events, conditions or circumstances on which any such forward looking statement is based.

For a further discussion on the factors that could cause actual results to differ, see the discussion under “*Risk Factors*” contained in this Offering Circular.

## ENFORCEMENT OF FOREIGN JUDGMENTS IN INDIA

Our Company is a limited liability public company incorporated under the laws of India. All of our directors and executive officers named herein are residents of India and all or a substantial portion of our assets and such persons are located in India. As a result, it may not be possible for investors to effect service of process on us or such persons in jurisdictions outside of India, or to enforce against them judgments obtained in courts outside of India including those predicated upon civil liabilities of our Company or such directors and executive officers under laws other than Indian law.

India is not a signatory to any international treaty in relation to the recognition or enforcement of foreign judgments. The statutory basis for recognition and enforcement of foreign judgments is provided for under section 13 and section 44A of the Indian Code of Civil Procedure, 1908 as amended (the **Civil Code**).

Section 13 of the Civil Code provides that a foreign judgment shall be conclusive as to any matter thereby directly adjudicated upon except: (i) where it has not been pronounced by a court of competent jurisdiction; (ii) where it has not been given on the merits of the case; (iii) where it appears on the face of the proceedings to be founded on an incorrect view of international law or a refusal to recognize the law of India in cases where such law is applicable; (iv) where the proceedings in which the judgment was obtained were opposed to natural justice; (v) where it has been obtained by fraud; or (vi) where it sustains a claim founded on a breach of any law in force in India.

Section 44A of the Civil Code provides that where a foreign judgment has been rendered by a superior court (as defined in such section) in any country or territory outside India which the GOI has by notification declared to be a reciprocating territory, it may be enforced in India by proceedings in execution as if the judgment had been rendered by the relevant court in India. Under the Civil Code, a court in India will upon the production of any document purporting to be a certified copy of a foreign judgment, presume that the judgment was pronounced by a court of competent jurisdiction, unless the contrary appears on record but such presumption may be displaced by proving want of jurisdiction. However, section 44A of the Civil Code is applicable only to monetary decrees not being in the nature of any amounts payable in respect of taxes or other charges of a like nature or in respect of a fine or other penalty and is not applicable to arbitration awards, even if such awards are enforceable as a decree or judgment.

The United Kingdom, Singapore, Hong Kong and United Arab Emirates have been declared by the GOI to be a reciprocating territory and the High Courts in England as the relevant superior courts for the purposes of section 44A of the Civil Code. Accordingly, a judgment of a superior court in the United Kingdom may be enforceable by proceedings in execution, and a judgment not of a superior court, by a new suit resulting in a judgment or order. The United States has not been declared by the GOI to be a reciprocating territory for the purposes of section 44A of the Civil Code. Accordingly, a judgment by a court in the United States may be enforced only by a new suit upon the judgment and not by proceedings in execution. The suit must be brought in India within three years from the date of the judgment in the same manner as any other suit filed to enforce a civil liability in India.

It is unlikely that a court in India would award damages on the same basis as a foreign court if an action is brought in India. Furthermore, it is unlikely that an Indian court would enforce a foreign judgment if it viewed the amount of damages awarded as excessive or inconsistent with Indian practice. A party seeking to enforce a foreign judgment in India is required to obtain approval from the RBI under the Foreign Exchange Management Act, 1999 to repatriate outside India any amount recovered pursuant to execution. Any judgment in a foreign currency would be converted into Rupees on the date of the judgment and not on the date of the payment. Also, a party may file suit in India against our Company, our directors or our executive officers as an original action predicated upon the provisions of the federal securities laws in the United States.

## GLOSSARY OF TERMS USED IN THIS OFFERING CIRCULAR

Below are certain terms used in this Offering Circular.

### Company-related terms

<b>the Company/our Company/REC</b> .....	REC Limited (formerly known as Rural Electrification Corporation Limited), a public limited company incorporated under the Companies Act, 1956. The corporate identification number of our Company is L40101DL1969GOI005095
<b>we/us/our</b> .....	Our Company together with our subsidiaries, associates and our joint venture on a consolidated basis
<b>Articles/Articles of Association</b>	Articles of Association of our Company as amended from time to time
<b>Board/Board of Directors</b> .....	Board of Directors of our Company unless otherwise specified
<b>Shares</b> .....	Equity Shares of our Company of the face value of ₹10 each unless otherwise specified
<b>Memorandum/ Memorandum of Association</b> .....	Memorandum of Association of our Company as amended from time to time

### Conventional and General Terms or Abbreviations

<b>₹ or Rs. or Rupees</b> .....	Indian Rupees (the lawful currency of India)
<b>\$ or US\$ or U.S.\$ or USD</b> .....	United States dollar (the lawful currency of the United States of America)
<b>€ or Euro or EUR</b> .....	Euro (the official and lawful currency of European Union, which consists of 19 of the 28 member states i.e. Austria, Belgium, Cyprus, Estonia, Finland, France, Germany, Greece, Ireland, Italy, Latvia, Lithuania, Luxembourg, Malta, the Netherlands, Portugal, Slovakia, Slovenia, and Spain)
<b>Companies Act</b> .....	Companies Act, 2013, as amended from time to time
<b>AS</b> .....	Accounting Standards as notified under the Companies Act and as applicable to the Company
<b>Bankruptcy Code</b> .....	The Insolvency and Bankruptcy Code, 2016, as amended
<b>BPL</b> .....	Below Poverty Line
<b>BSE</b> .....	BSE Limited
<b>CARE</b> .....	CARE Ratings
<b>CBDT</b> .....	Central Board of Direct Taxes

<b>CEO</b> .....	Chief Executive Officer
<b>CERC</b> .....	Central Electricity Regulatory Commission
<b>CGSL</b> .....	Classic Global Securities Limited
<b>CHF</b> .....	Swiss franc (the currency and legal tender of Switzerland and Liechtenstein)
<b>CoR</b> .....	Certificate of Registration
<b>CPSE</b> .....	Central Public Sector Enterprise
<b>CPSU</b> .....	Central Public Sector Undertaking
<b>CPUs</b> .....	Central Power Utilities
<b>CRAR</b> .....	Capital to Risk Weighted Assets Ratio
<b>CRISIL</b> .....	CRISIL Limited
<b>CSPDCL</b> .....	Chhattisgarh State Power Distribution Company Limited
<b>CSR</b> .....	Corporate Social Responsibility
<b>DDG</b> .....	Decentralised Distributed Generation
<b>Debt Recovery Act</b> .....	The Recovery of Debts Due to Banks and Financial Institutions Act, 1993, as amended from time to time
<b>Depositories Act</b> .....	The Depositories Act, 1996, as amended from time to time
<b>Depository(ies)</b> .....	CDSL and NSDL
<b>DIN</b> .....	Director Identification Number
<b>DPE</b> .....	Department of Public Enterprises, Ministry of Heavy Industries & Public Enterprises
<b>DRT</b> .....	Debt Recovery Tribunal
<b>DSIJ</b> .....	Dalal Street Investment Journal
<b>Electricity Act</b> .....	The Electricity Act, 2003, as amended from time to time
<b>EESL</b> .....	Energy Efficiency Services Limited
<b>ERP</b> .....	Enterprise Resource Planning
<b>ESCOs</b> .....	Energy Service Companies
<b>F&amp;A</b> .....	Finance and Accounts
<b>FDI</b> .....	Foreign Direct Investment

<b>FEMA</b> .....	Foreign Exchange Management Act, 1999, as amended from time to time
<b>FII</b> .....	Foreign Institutional Investor
<b>FIMMDA</b> .....	Fixed Income Money Market and Derivative Association of India
<b>Fin</b> .....	Finance
<b>Financial Year/Fiscal/FY</b> .....	Period of 12 months ended March 31 of that particular year
<b>GDP</b> .....	Gross Domestic Product
<b>Gen</b> .....	Generation
<b>GST Act</b> .....	The Central Goods and Services Tax Act, 2017, as amended from time to time
<b>GoI or Government</b> .....	Government of India
<b>HDFC</b> .....	HDFC Bank Limited
<b>HR</b> .....	Human Resources
<b>HRM</b> .....	Human Resource Management
<b>HVDS</b> .....	High Voltage Distribution Systems
<b>IA</b> .....	Internal Audit
<b>ICRA</b> .....	ICRA Limited
<b>IEX</b> .....	Indian Energy Exchange Limited
<b>Income Tax Act/IT Act</b> .....	Income Tax Act, 1961, as amended from time to time
<b>India</b> .....	Republic of India
<b>Indian GAAP</b> .....	Generally accepted accounting principles followed in India
<b>IPO</b> .....	Initial Public Offer
<b>IRDA</b> .....	Insurance Regulatory and Development Authority
<b>IREDA</b> .....	Indian Renewable Energy Development Agency Limited
<b>IRRPL</b> .....	India Ratings and Research Private Limited
<b>IT</b> .....	Information Technology
<b>ITAT</b> .....	Income Tax Appellate Tribunal
<b>JICA</b> .....	Japan International Cooperation Agency



<b>KfW</b> .....	Kreditanstalt für Wiederaufbau
<b>kV</b> .....	Kilo Volt
<b>kWh</b> .....	kilowatt hour
<b>KYC</b> .....	Know Your Customer
<b>LIBOR</b> .....	London Inter-Bank Offer Rate
<b>LIC</b> .....	Life Insurance Corporation of India
<b>Listing Agreement</b> .....	The agreement for listing of equity and debt securities on the Stock Exchange
<b>MCA</b> .....	Ministry of Corporate Affairs, Government of India
<b>MoF</b> .....	Ministry of Finance, Government of India
<b>MoP</b> .....	Ministry of Power, Government of India
<b>MoU</b> .....	Memorandum of Understanding
<b>MTL</b> .....	Medium Term Loan
<b>NBFC</b> .....	Non-Banking Financial Company, as defined under applicable RBI guidelines
<b>NBFC-ND</b> .....	Non-Deposit Taking NBFC
<b>NBFC-ND-SI</b> .....	Systemically Important Non-Deposit Taking NBFC
<b>NEF</b> .....	National Electricity Fund
<b>NRI</b> .....	Non-Resident Indian i.e. a Person resident outside India, as defined under FEMA, and who is a citizen of India or a Person of Indian origin and such term as defined under the Foreign Exchange Management (Transfer or Issue of Security by a Person Resident Outside India) Regulations, 2000, as amended
<b>NSE</b> .....	National Stock Exchange of India Limited
<b>NTP</b> .....	National Tariff Policy
<b>PAT</b> .....	Profit After Tax
<b>PFC</b> .....	Power Finance Corporation Limited
<b>PGCIL</b> .....	Power Grid Corporation of India Limited
<b>PSE</b> .....	Public Sector Enterprise
<b>RBI</b> .....	Reserve Bank of India

<b>RECPDCL</b> .....	REC Power Distribution Company Limited
<b>RECTPCL</b> .....	REC Transmission Projects Company Limited
<b>RGGVY</b> .....	Rajeev Gandhi Grameen Vidyutikaran Yojna
<b>RMC</b> .....	Risk Management Committee
<b>RoC</b> .....	Registrar of Companies, National Capital Territory of Delhi and Haryana
<b>RTI</b> .....	Right to Information Act, 2005, as amended from time to time
<b>SARFAESI/Securitisation Act</b> .....	Securitisation and Reconstruction of Financial Assets and Enforcement of Security Interest Act, 2002, as amended from time to time
<b>SBF</b> .....	Small is Beautiful Fund
<b>SBI</b> .....	State Bank of India
<b>SEBI</b> .....	Securities and Exchange Board of India
<b>SEBI Debt Regulations</b> .....	SEBI (Issue and Listing of Debt Securities) Regulations, 2008, as amended from time to time
<b>SLR Bonds</b> .....	Bonds that qualify under statutory liquidity ratio to be maintained by banks/other institutions as prescribed by the RBI from time to time
<b>STL</b> .....	Short Term Loan
<b>STUs</b> .....	State Transmission Utilities
<b>T&amp;D</b> .....	Transmission and Distribution
<b>TFL</b> .....	Transitional Finance Loan
<b>u/s</b> .....	under Section
<b>UCX</b> .....	Universal Commodity Exchange Limited
<b>USA</b> .....	United States of America
<b>Business/Industry-Related Terms</b>	
<b>ADB</b> .....	Asian Development Bank
<b>APDRP</b> .....	Accelerated Power Development and Reform Programme
<b>AT&amp;C</b> .....	Aggregate Technical and Commercial
<b>CAGR</b> .....	Compounded Annual Growth Rate

<b>CEA</b> .....	Central Electricity Authority
<b>CIRE</b> .....	Central Institute for REC Limited (formerly known as Rural Electrification Corporation Limited)
<b>CKms</b> .....	Circuit Kilometres
<b>DISCOM/Discom</b> .....	Distribution Company
<b>DPE</b> .....	Department of Public Enterprises, Government of India
<b>DDUGJY</b> .....	Deen Dayal Upadhaya Gram Jyoti Yojana
<b>ECBs</b> .....	External Commercial Borrowings
<b>GENCO</b> .....	Generation Company
<b>IFC</b> .....	Infrastructure Finance Company
<b>IPP</b> .....	Independent Power Producer
<b>ISO</b> .....	International Organization for Standardization
<b>ITP</b> .....	Independent Transmission Project(s)
<b>kV</b> .....	kilovolt
<b>kWh</b> .....	kilowatt hour
<b>MNRE</b> .....	Ministry of New and Renewable Energy
<b>MW</b> .....	Mega Watts
<b>NHPC</b> .....	NHPC Limited
<b>NPAs</b> .....	Non-Performing Assets
<b>NTPC</b> .....	NTPC Limited
<b>PSU</b> .....	Public Sector Undertaking
<b>PV</b> .....	Photovoltaic
<b>R-APDRP</b> .....	Restructured Accelerated Power Development and Reform Programme
<b>SEB(s)</b> .....	State Electricity Boards
<b>SERC</b> .....	State Electricity Regulatory Commission
<b>SPU</b> .....	State Power Utility(ies)
<b>SPV</b> .....	Special Purpose Vehicle

**TRANSCO** ..... Transmission Company  
**UMPP** ..... Ultra Mega Power Project

## CONTENTS

	Page
Documents Incorporated by Reference.....	1
General Description of the Programme .....	2
Summary of the Programme .....	3
Form of the Notes .....	8
Form of Pricing Supplement.....	13
Terms and Conditions of the Notes .....	26
Use of Proceeds .....	65
Capitalization.....	66
Selected Financial and Other Data.....	67
Management’s Discussion and Analysis of Results of Operations.....	80
Risk Factors .....	125
Business .....	125
Assets and Liabilities.....	208
Management .....	233
Industry Overview .....	244
Regulations and Policies.....	260
Book-Entry Clearance Systems .....	293
Taxation.....	298
Transfer Restrictions.....	313
Subscription and Sale .....	317
Summary of Significant Differences Between IFRS, Indian Gaap and Ind-As.....	327
General Information .....	355
Index to Financial Statements.....	358

**In connection with the issue of any Tranche of Notes, the Dealer or Dealers (if any) named as the Stabilisation Manager(s) (or persons acting on behalf of any Stabilisation Manager(s)) in the applicable Pricing Supplement may over-allot or effect transactions with a view to supporting the market price of the Notes of the Series (as defined below) of which such Tranche forms part at a level higher than that which might otherwise prevail. However, stabilisation may not necessarily occur. Any stabilisation action may begin on or after the date on which adequate public disclosure of the terms of the offer of the relevant Tranche of Notes is made and, if begun, may cease at any time, but it must end no later than the earlier of 30 days after the issue date of the relevant Tranche of Notes and 60 days after the date of the allotment of the relevant Tranche of Notes. Any stabilisation action or over-allotment must be conducted by the relevant Stabilisation Manager(s) (or persons acting on behalf of any Stabilisation Manager(s)) in accordance with all applicable laws and rules.**

## DOCUMENTS INCORPORATED BY REFERENCE

The following documents published or issued from time to time after the date hereof shall be deemed to be incorporated in, and to form part of, this Offering Circular: (a) our most recently published audited consolidated and non-consolidated annual financial statements; and (b) if published later, the most recently published audited or reviewed, as the case may be, interim non-consolidated and consolidated financial results (see “*General Information*” for a description of the financial statements currently published by us).

Any statement contained herein or in a document which is deemed to be incorporated by reference herein shall be deemed to be modified or superseded for the purpose of this Offering Circular to the extent that a statement contained in any such subsequent document which is deemed to be incorporated by reference herein modifies or supersedes such earlier statement (whether expressly, by implication or otherwise). Any statement so modified or superseded shall not be deemed, except as so modified or superseded, to constitute a part of this Offering Circular.

We will provide, without charge, to each person to whom a copy of this Offering Circular has been delivered, upon the request of such person, a copy of any or all of the documents deemed to be incorporated herein by reference unless such documents have been modified or superseded as specified above. Requests for such documents should be directed to us at our office set out at the end of this Offering Circular. In addition, such documents will be available free of charge from the principal office of the principal paying agent in London (which for the time being is The Bank of New York Mellon, London Branch) (the **Principal Paying Agent**) for the Notes listed on the SGX-ST, the ISM, the NSE IFSC or the India INX.

If the terms of the Programme are modified or amended in a manner which would make this Offering Circular, as so modified or amended, inaccurate or misleading, to an extent which is material in the context of the Programme, a new offering circular will be prepared.

## GENERAL DESCRIPTION OF THE PROGRAMME

Under the Programme, we may from time to time issue Notes denominated in any currency, subject as set out herein. A summary of the terms and conditions of the Programme and the Notes appears below. The applicable terms of any Notes will be agreed between us and the relevant Dealer prior to the issue of the Notes and will be set out in the Terms and Conditions of the Notes endorsed on, attached to, or incorporated by reference into, the Notes, as modified and supplemented by the applicable Pricing Supplement attached to, or endorsed on, such Notes, as more fully described under “*Form of the Notes*”.

This Offering Circular and any supplement will only be valid for listing Notes on the SGX-ST, the ISM, the NSE IFSC or the India INX in an aggregate nominal amount which, when added to the aggregate nominal amount then outstanding of all Notes previously or simultaneously issued under the Programme, does not exceed U.S.\$7,000,000,000 or its equivalent in other currencies. For the purpose of calculating the U.S. dollar equivalent of the aggregate nominal amount of Notes issued under the Programme from time to time:

- (a) the U.S. dollar equivalent of Notes denominated in another Specified Currency (as specified in the applicable Pricing Supplement in relation to the relevant Notes, described under “*Form of the Notes*”) shall be determined, at our discretion, either as of the date on which agreement is reached for the issue of Notes or on the preceding day on which commercial banks and foreign exchange markets are open for business in London, in each case on the basis of the spot rate for the sale of the U.S. dollar against the purchase of such Specified Currency in the London foreign exchange market quoted by any leading international bank selected by us on the relevant day of calculation;
- (b) the U.S. dollar equivalent of Dual Currency Notes, Index Linked Notes and Partly Paid Notes (each as specified in the applicable Pricing Supplement in relation to the relevant Notes, described under “*Form of the Notes*”) shall be calculated in the manner specified above by reference to the original nominal amount on issue of such Notes (in the case of Partly Paid Notes regardless of the subscription price paid); and
- (c) the U.S. dollar equivalent of Zero Coupon Notes (as specified in the applicable Pricing Supplement in relation to the relevant Notes, described under “*Form of the Notes*”) and other Notes issued at a discount or a premium shall be calculated in the manner specified above by reference to the net proceeds received by us for the relevant issue.

The offering of the Notes will be made entirely outside India. This Offering Circular may not be distributed directly or indirectly in India or to residents of India and the Notes are not being offered or sold and may not be offered or sold directly or indirectly in India or to, or for the account or benefit of, any resident of India.

Each purchaser of Notes will be deemed to represent that it is neither located in India nor a resident of India and that it is not purchasing for, or for the account or benefit of, any such person, and understands that the Notes may not be offered, sold, pledged or otherwise transferred to any person located in India, to any resident of India or to, or for the account of, such persons, unless determined otherwise in compliance with applicable law.

We will issue Notes under the Programme in accordance with the ECB Guidelines.

The Government does not provide any guarantee or financial support in relation to any payment or obligation in respect of the Notes and has no commitment or obligation whatsoever in relation to any payment or obligation in respect of the Notes.

## SUMMARY OF THE PROGRAMME

*The following summary does not purport to be complete and is taken from, and is qualified in its entirety by, the remainder of this Offering Circular and, in relation to the terms and conditions of any particular Tranche of Notes, the applicable Pricing Supplement. Words and expressions defined in "Form of the Notes" and "Terms and Conditions of the Notes" shall have the same meanings in this summary.*

<b>Issuer:</b>	REC Limited (formerly known as Rural Electrification Corporation Limited)
<b>Investment Considerations:</b>	There are certain factors that may affect our ability to fulfil our obligations under Notes issued under the Programme. These are set out under " <i>Risk Factors</i> " below. In addition, there are certain factors which are material for the purpose of assessing the market risks associated with Notes issued under the Programme. These are set out under " <i>Risk Factors</i> " and include certain risks relating to the structure of a particular Series of Notes and certain market risks.
<b>Description:</b>	Global Medium Term Note Programme
<b>Arranger:</b>	Barclays Bank PLC
<b>Dealers:</b>	Barclays Bank PLC  and any other Dealers appointed in accordance with the Programme Agreement (as defined under " <i>Subscription and Sale</i> ").
<b>Certain Restrictions:</b>	Each issue of Notes in respect of which particular laws, guidelines, regulations, restrictions or reporting requirements apply will only be issued in circumstances which comply with such laws, guidelines, regulations, restrictions or reporting requirements from time to time (see " <i>Subscription and Sale</i> " and " <i>Transfer Restrictions</i> ").
<b>Principal Paying Agent:</b>	The Bank of New York Mellon, London Branch (in respect of Notes other than DTC Notes)
<b>DTC Paying Agent and Exchange Agent:</b>	The Bank of New York Mellon (in respect of DTC Notes (as defined in " <i>Book-Entry Clearance Systems</i> "))
<b>Transfer Agents:</b>	The Bank of New York Mellon SA/NV, Luxembourg Branch (in respect of Notes other than DTC Notes), The Bank of New York Mellon (in respect of DTC Notes)
<b>Registrars:</b>	The Bank of New York Mellon SA/NV, Luxembourg Branch (in respect of Notes other than DTC Notes), The Bank of New York Mellon (in respect of DTC Notes)
<b>Programme Size:</b>	U.S.\$7,000,000,000 (or its equivalent in other currencies calculated as described under " <i>General Description of the Programme</i> ") in aggregate nominal amount of Notes outstanding at any time. We may increase the amount of the Programme in accordance with the terms of the Programme Agreement.



**Distribution:** Notes may be distributed by way of private or public placement and in each case on a syndicated or non-syndicated basis.

**Currencies:** Subject to any applicable legal or regulatory restrictions, any currency agreed between us and the relevant Dealer.

**Maturities:** Such maturities as may be agreed between us and the relevant Dealer, subject to such minimum or maximum maturities as may be allowed or required from time to time by the relevant central bank (or equivalent body) or any laws or regulations applicable to us including but not limited to the minimum maturity period specified under the ECB Guidelines or the relevant Specified Currency.

**Issue Price:** Notes may be issued on a fully-paid or a partly-paid basis and at an issue price which is at par or at a discount to, or premium over, par.

**Form of Notes:** The Notes will be issued in bearer and/or registered form as described in "*Form of the Notes*".

**Fixed Rate Notes:** Fixed interest will be payable at such rate or rates in arrear and on such date or dates as may be agreed between us and the relevant Dealer, subject to any regulatory requirement (including but not limited to the ECB Guidelines) and on redemption and will be calculated on the basis of such Day Count Fraction as may be agreed between us and the relevant Dealer, subject to any regulatory requirement (including but not limited to the ECB Guidelines).

**Floating Rate Notes:** Floating Rate Notes will bear interest at a rate, subject to any regulatory requirement including but not limited to the ECB Guidelines, determined:

- (i) on the same basis as the floating rate under a notional interest rate swap transaction in the relevant Specified Currency governed by an agreement incorporating the 2006 ISDA Definitions (as published by the International Swaps and Derivatives Association, Inc., and as amended and updated as of the Issue Date of the first Tranche of the Notes of the relevant Series); or
- (ii) on the basis of a reference rate appearing on the agreed screen page of a commercial quotation service; or
- (iii) on such other basis as may be agreed between us and the relevant Dealer.

The margin (if any) relating to such floating rate will be agreed between our Company and the relevant Dealer for each Series of Floating Rate Notes, subject to any regulatory requirement (including but not limited to the ECB Guidelines).

Floating Rate Notes may also have a maximum interest rate, a minimum interest rate or both.

**Index Linked Notes:** Payments of principal in respect of Index Linked Redemption Notes or of interest in respect of Index Linked Interest Notes will be calculated by reference to such index and/or formula or to changes in the prices of securities or commodities or to such other factors as we and the relevant Dealer may agree, subject to any regulatory requirement (including but not limited to the ECB Guidelines).

**Other provisions in Floating Rate Notes and Index Linked Interest Notes:** Floating Rate Notes and Index Linked Interest Notes may also have a relation to maximum interest rate, a minimum interest rate or both, subject to any regulatory requirement including but not limited to the ECB Guidelines.

Interest on Floating Rate Notes and Index Linked Interest Notes in respect of each Interest Period, as agreed prior to issue by us and the relevant Dealer, will be payable on such Interest Payment Dates, and will be calculated on the basis of such Day Count Fraction, as may be agreed between our Company and the relevant Dealer.

**Dual Currency Notes:** Payments (whether in respect of principal or interest and whether at maturity or otherwise) in respect of Dual Currency Notes will be made in such currencies, and based on such rates of exchange, as we and the relevant Dealer may agree, subject to any regulatory requirement (including but not limited to the ECB Guidelines).

**Partly Paid Notes** We may issue Notes in respect of which the issue price is paid in separate instalments in such amounts and on such dates as we and the relevant Dealer may agree.

**Zero Coupon Notes:** Zero Coupon Notes will be offered and sold at a discount to their nominal amount and will not bear interest.

**Other Notes** We may agree with any Dealer and the Principal Paying Agent that Notes may be issued in a form not contemplated by the Terms and Conditions of the Notes, in which event the relevant provisions will be included in the applicable Pricing Supplement.

**Redemption:** Unless otherwise indicated in the applicable Pricing Supplement, the relevant Notes cannot be redeemed prior to their stated maturity other than (i) in specified instalments, if applicable, (ii) for taxation reasons, (iii) following a Change in Control (as defined in Condition 7.3) or (iv) following an Event of Default (as defined in Condition 10.1). The applicable Pricing Supplement will indicate whether such Notes may be redeemed (either in whole or in part) prior to the stated maturity at the option of the Issuer upon giving notice to the Noteholders on a date or dates specified prior to such stated maturity and at a price or prices and on such other terms as set forth in the Terms and Conditions of the Notes or as may be agreed between us and the relevant Dealer.

Please note that any redemption of the Notes prior to their average stated maturity will require the prior approval of an authorized dealer bank (**AD Bank**) or the RBI under the ECB Guidelines.

The applicable Pricing Supplement may provide that Notes may be

redeemable in separate instalments in such amounts and on such dates as are indicated in the applicable Pricing Supplement, subject to any regulatory requirement including but not limited to the ECB Guidelines.

**Denomination of Notes:** Notes will be issued in such denominations as may be agreed between us and the relevant Dealer save that the minimum denomination of each Note will be such as may be allowed or required from time to time by the relevant central bank (or equivalent body) or any laws or regulations applicable to the relevant Specified Currency.

Unless otherwise stated in the applicable Pricing Supplement, the minimum denomination of each Legended Note will be U.S.\$200,000, or U.S.\$500,000 in the case of each Definitive IAI Registered Note, or their respective approximate equivalent in other Specified Currencies.

**Taxation:** All payments in respect of the Notes will be made without deduction for or on account of withholding taxes imposed by any Tax Jurisdiction (as defined in Condition 8), subject as provided in Condition 8. In the event that any such deduction is made, we will, save in certain limited circumstances provided in Condition 8, be required to pay additional amounts to cover the amounts so deducted.

Without prejudice to our obligation to pay additional amounts as described above, all payments in respect of the Notes will be made subject to any withholding or deduction required pursuant to fiscal and other laws, as provided in Condition 6.8.

**Negative Pledge:** The terms of the Notes will contain a negative pledge provision as further described in Condition 4.

**Cross Default:** The terms of the Notes will contain a cross default provision as further described in Condition 10.

**Status of the Notes:** The Notes will constitute direct, unconditional, unsubordinated and, subject to the provisions of Condition 4, our unsecured obligations of and will rank *pari passu* among themselves and (save for certain obligations required to be preferred by law) equally with all of our other unsecured obligations (other than subordinated obligations, if any), from time to time outstanding.

**Listing:** Application has been made to the SGX-ST for permission to deal in and quotation for any Notes that may be issued pursuant to the Programme and which are agreed at or prior to the time of issue thereof to be so listed on the SGX-ST. Such permission will be granted when such Notes have been admitted to the Official List. The Notes may also be listed on such other or further stock exchange(s) as may be agreed between our Company and the relevant Dealer in relation to each Series. Notes issued under the Programme will be traded on the SGX-ST in a minimum board lot size of SGD200,000 (or its equivalent in other currencies) for so long as the Notes are listed on the SGX-ST and the rules of the SGX-ST so require.

Application has been made to the London Stock Exchange for the

Notes to be admitted to the London Stock Exchange's ISM. The ISM is not a regulated market for the purposes of Directive 2014/65/EU.

Application has also been made to the India INX for the Notes to be admitted for trading on the India INX.

Application has also been made to the NSE IFSC for the Notes to be admitted for trading on the NSE IFSC.

Unlisted Notes may also be issued.

The applicable Pricing Supplement will state whether or not the relevant Notes are to be listed and, if so, on which stock exchange(s).

**Governing Law:**

The Notes and any non-contractual obligations arising out of or in connection with the Notes will be governed by, and construed in accordance with, English law.

**Clearing System:**

Euroclear, Clearstream, Luxembourg, DTC and/or any other clearing system, as specified in the applicable Pricing Supplement (see "*Form of the Notes*").

**Selling Restrictions:**

There are restrictions on the offer, sale and transfer of the Notes under the Prospectus Regulation and in the United States, the United Kingdom, Italy, the Netherlands, Japan, India, Hong Kong and Singapore and such other restrictions as may be required in connection with the offering and sale of a particular Tranche of Notes (see "*Subscription and Sale*" and "*Transfer Restrictions*").

**United States Selling Restrictions:**

Regulation S, Category 1 or 2, Rule 144A and/or Section 4(a)(2). TEFRA D or C (or any successor rules in substantially the same form that are applicable for purposes of Section 4701 of the U.S. Internal Revenue Code of 1986, as amended (the **Code**)), or TEFRA not applicable, as specified in the applicable Pricing Supplement.

## FORM OF THE NOTES

The Notes of each Series will either be in bearer form, with or without interest coupons (**Coupons**) attached (**Bearer Notes**), or registered form, without interest coupons attached (**Registered Notes**). Bearer Notes will only be issued outside the United States to non-U.S. persons in reliance on Regulation S under the Securities Act (**Regulation S**), and Registered Notes will be issued both outside the United States and, in certain circumstances, only to non-U.S. persons, in reliance on the exemption from registration provided by Regulation S and within the United States in reliance on Rule 144A or Regulation D under the Securities Act or otherwise in private transactions that are exempt from the registration requirements of the Securities Act.

Notes to be listed on the SGX-ST, the ISM, the India INX or the IFSC NSE will be accepted for clearance through Euroclear Bank SA/NV (**Euroclear**) and/or Clearstream Banking S.A. (**Clearstream, Luxembourg**) and/or The Depository Trust Company (**DTC**).

### **Bearer Notes**

Each Tranche of Bearer Notes will be in bearer form and will initially be represented by either a temporary bearer global note (a **Temporary Bearer Global Note**) or a permanent bearer global note (a **Permanent Bearer Global Note** and, together with a Temporary Bearer Global Note, the **Bearer Global Notes**, and each a **Bearer Global Note**) as indicated in the applicable Pricing Supplement, which, in either case, will be delivered on or prior to the original issue date of the Tranche to a common depository (the **Common Depository**) for Euroclear and Clearstream, Luxembourg. While any Bearer Note is represented by a Temporary Bearer Global Note, payments of principal, interest (if any) and any other amount payable in respect of the Notes due prior to the Exchange Date (as defined below) will be made against presentation of the Temporary Bearer Global Note only to the extent that certification (in a form to be provided) to the effect that the beneficial owners of interests in such Note are not U.S. persons or persons who have purchased for resale to any U.S. person, as required by U.S. Treasury regulations, has been received by Euroclear and/or Clearstream, Luxembourg, as applicable, has given a like certification (based on the certifications it has received) to the Principal Paying Agent.

On and after the date (the **Exchange Date**) which, for each Tranche in respect of which a Temporary Bearer Global Note is issued, is 40 days after the Temporary Bearer Global Note is issued, interests in such Temporary Bearer Global Note will be exchangeable (free of charge) upon a request as described therein either for (i) interests in a Permanent Bearer Global Note of the same Series or (ii) definitive Bearer Notes (**Definitive Bearer Notes**) of the same Series with, where applicable, receipts, interest coupons and talons attached (as indicated in the applicable Pricing Supplement and subject, in the case of Definitive Bearer Notes, to such notice period as is specified in the applicable Pricing Supplement), in each case against certification of beneficial ownership as described above, unless such certification has already been given, provided that purchasers in the United States and certain U.S. persons will not be able to receive definitive Bearer Notes. The holder of a Temporary Bearer Global Note will not be entitled to collect any payment of interest, principal or other amount due on or after the Exchange Date unless, upon due certification, exchange of the Temporary Bearer Global Note for an interest in a Permanent Global Note or for Definitive Bearer Notes is improperly withheld or refused.

Payments of principal, interest (if any) or any other amounts on a Permanent Bearer Global Note will be made through Euroclear and/or Clearstream, Luxembourg against presentation or surrender (as the case may be) of the Permanent Bearer Global Note without any requirement for certification.

The applicable Pricing Supplement will specify that a Permanent Bearer Global Note will be exchangeable (free of charge), in whole but not in part, for Definitive Bearer Notes with, where applicable, receipts, interest coupons and talons attached upon the occurrence of an Exchange Event.

For these purposes, **Exchange Event** means that (i) an Event of Default has occurred and is continuing, (ii) we have been notified that both Euroclear and Clearstream, Luxembourg have been closed for business for a continuous period of 14 days (other than by reason of holiday, statutory or otherwise) or have announced an intention permanently to cease business or have in fact done so and no successor or alternative clearing system is available or (iii) we have or will become subject to adverse tax consequences which would not be suffered were the Notes represented by the Permanent Bearer Global Note in definitive form. We will promptly give notice to the Noteholders in accordance with Condition 14 if an Exchange Event occurs. In the event of the occurrence of an Exchange Event, Euroclear and/or Clearstream, Luxembourg (acting on the instructions of any holder of an interest in such Permanent Bearer Global Note) may give notice to the Principal Paying Agent requesting exchange and, in the event of the occurrence of an Exchange Event as described in (iii) above, we may also give notice to the Principal Paying Agent requesting exchange. Any such exchange shall occur not later than 45 days after the date of receipt of the first relevant notice by the Principal Paying Agent.

The following legend will appear on all Bearer Notes, receipts, talons and interest coupons relating to such Notes where TEFRA D is specified in the applicable Pricing Supplement:

“ANY UNITED STATES PERSON WHO HOLDS THIS OBLIGATION WILL BE SUBJECT TO LIMITATIONS UNDER THE UNITED STATES INCOME TAX LAWS, INCLUDING THE LIMITATIONS PROVIDED IN SECTIONS 165(j) AND 1287(a) OF THE INTERNAL REVENUE CODE.”

The sections referred to provide that United States holders, with certain exceptions, will not be entitled to deduct any loss on Notes, receipts, talons or interest coupons and will not be entitled to capital gains treatment in respect of any gain on any sale, disposition, redemption or payment of principal in respect of such Notes, receipts, talons or interest coupons.

Notes which are represented by a Bearer Global Note will only be transferable in accordance with the rules and procedures for the time being of Euroclear or Clearstream, Luxembourg, as the case may be.

### **Registered Notes**

The Registered Notes of each Tranche offered and sold in reliance on Regulation S, which will be sold outside the United States and, in certain circumstances, only to non-U.S. persons, will initially be represented by a global note in registered form (a **Regulation S Global Note**). If Category 2 is specified in the applicable Pricing Supplement, prior to expiry of the distribution compliance period (as defined in Regulation S) applicable to each Tranche of Notes, beneficial interests in a Regulation S Global Note may not be offered or sold to, or for the account or benefit of, a U.S. person save as otherwise provided in Condition 2 and may not be held otherwise than through Euroclear or Clearstream, Luxembourg and such Regulation S Global Note will bear a legend regarding such restrictions on transfer.

The Registered Notes of each Tranche offered and sold in the United States may only be offered and sold in private transactions (i) to “qualified institutional buyers” within the meaning of Rule 144A under the Securities Act (**QIBs**) or (ii) to “accredited investors” (as defined in Rule 501(a)(1), (2), (3) or (7) under the Securities Act) that are institutions (**Institutional Accredited Investors**) and who execute and deliver an IAI Investment Letter (as defined in the “*Terms and Conditions of the Notes*”) in which they agree to purchase the Notes for their own account and not with a view to the distribution thereof. The Registered Notes of each Tranche sold to QIBs will be represented by a

global note in registered form (a **Rule 144A Global Note** and, together with a Regulation S Global Note, each a **Registered Global Note**). No sale of Legended Notes (as defined under “U.S. Information” above) in the United States to any one purchaser will be for less than U.S.\$200,000 (or its foreign currency equivalent) principal amount.

Registered Global Notes will either (i) be deposited with a custodian for, and registered in the name of a nominee of, DTC or (ii) be deposited with, and registered in the name of a nominee of, a common depository for Euroclear and Clearstream, Luxembourg, as specified in the applicable Pricing Supplement. Persons holding beneficial interests in Registered Global Notes will be entitled or required, as the case may be, under the circumstances described below, to receive physical delivery of definitive Notes in fully registered form (**Definitive Registered Notes**).

The Registered Notes of each Tranche sold to Institutional Accredited Investors will be in definitive form, registered in the name of the holder thereof (**Definitive IAI Registered Notes**). Unless otherwise set forth in the applicable Pricing Supplement, Definitive IAI Registered Notes will be issued only in minimum denominations of U.S.\$500,000 and integral multiples of U.S.\$1,000 in excess thereof (or the approximate equivalents in the applicable Specified Currency). Definitive IAI Registered Notes will be subject to the restrictions on transfer set forth therein and will bear the restrictive legend described under “*Subscription and Sale*” and “*Transfer Restrictions*”. Institutional Accredited Investors that hold Definitive IAI Registered Notes may not elect to hold such Notes through DTC, Euroclear or Clearstream, Luxembourg, but transferees acquiring such Notes in transactions exempt from Securities Act registration pursuant to Regulation S or Rule 144A under the Securities Act (if available) may do so upon satisfaction of the requirements applicable to such transfer as described under “*Subscription and Sale*” and “*Transfer Restrictions*”. The Registered Global Notes and the Definitive IAI Registered Notes will be subject to certain restrictions on transfer set forth therein and will bear a legend regarding such restrictions.

Payments of principal, interest and any other amount in respect of the Registered Global Notes will, in the absence of provision to the contrary, be made to the person shown on the Register (as defined in Condition 6.4) as the registered holder of the Registered Global Notes. None of our Company, any Paying Agent or the Registrar (each as defined under “*Terms and Conditions of the Notes*”) will have any responsibility or liability for any aspect of the records relating to or payments or deliveries made on account of beneficial ownership interests in the Registered Global Notes or for maintaining, supervising or reviewing any records relating to such beneficial ownership interests.

Payments of principal, interest or any other amount in respect of the Definitive Registered Notes will, in the absence of provision to the contrary, be made to the persons shown on the Register on the relevant Record Date (as defined in Condition 6.4) immediately preceding the due date for payment in the manner provided in that Condition.

Interests in a Registered Global Note will be exchangeable (free of charge), in whole but not in part, for Definitive Registered Notes without receipts, interest coupons or talons attached only upon the occurrence of an Exchange Event. For these purposes, **Exchange Event** means that (i) an Event of Default has occurred and is continuing, (ii) in the case of Notes registered in the name of a nominee for DTC, either DTC has notified us that it is unwilling or unable to continue to act as depository for the Notes and no alternative clearing system is available or DTC has ceased to constitute a clearing agency registered under the Exchange Act and no alternative clearing system is available, (iii) in the case of Notes registered in the name of a nominee for a common depository for Euroclear and Clearstream, Luxembourg, we have been notified that both Euroclear and Clearstream, Luxembourg have been closed for business for a continuous period of 14 days (other than by reason of holiday, statutory or otherwise) or have announced an intention permanently to cease business or have in fact done so and, in any such case, no successor clearing system is available or (iv) we have or will become subject to adverse tax consequences which would not be suffered were the Notes represented by the Registered Global Note in definitive form. We will promptly give notice to Noteholders in

accordance with Condition 14 if an Exchange Event occurs. In the event of the occurrence of an Exchange Event, DTC, Euroclear and/or Clearstream, Luxembourg or any person acting on their behalf (acting on the instructions of any holder of an interest in such Registered Global Note) may give notice to the Registrar requesting exchange and, in the event of the occurrence of an Exchange Event as described in (iv) above, we may also give notice to the Registrar requesting exchange. Any such exchange shall occur not later than 10 days after the date of receipt of the first relevant notice by the Registrar.

### **Transfer of Interests**

Interests in a Registered Global Note may, subject to compliance with all applicable restrictions, be transferred to a person who wishes to hold such interest in another Registered Global Note or in the form of a Definitive IAI Registered Note and Definitive IAI Registered Notes may, subject to compliance with all applicable restrictions, be transferred to a person who wishes to hold such Notes in the form of an interest in a Registered Global Note. No beneficial owner of an interest in a Registered Global Note will be able to transfer such interest, except in accordance with the applicable procedures of DTC, Euroclear and Clearstream, Luxembourg, in each case to the extent applicable. **Registered Notes are also subject to the restrictions on transfer set forth therein and will bear a legend regarding such restrictions, see “*Subscription and Sale*” and “*Transfer Restrictions*”.**

### **General**

Pursuant to the Agency Agreement (as defined under “*Terms and Conditions of the Notes*”), the Principal Paying Agent shall arrange that, where a further Tranche of Notes is issued which is intended to form a single Series with an existing Tranche of Notes at a point after the Issue Date of the further Tranche, the Notes of such further Tranche shall be assigned a common code and ISIN number and, where applicable, a CUSIP and CINS number which are different from the common code, ISIN, CUSIP and CINS assigned to Notes of any other Tranche of the same Series until such time as the Tranches are consolidated and form a single Series, which shall not be prior to the expiry of the Distribution Compliance Period (as defined in Regulation S under the Securities Act) applicable to the Notes of such Tranche.

For so long as any of the Notes is represented by a Bearer Global Note or a Registered Global Note (each a **Global Note**) held on behalf of Euroclear and/or Clearstream, Luxembourg, each person (other than Euroclear and/or Clearstream, Luxembourg) who is for the time being shown in the records of Euroclear or Clearstream, Luxembourg as the holder of a particular nominal amount of such Notes (in which regard any certificate or other document issued by Euroclear or Clearstream, Luxembourg as to the nominal amount of such Notes standing to the account of any person shall be conclusive and binding for all purposes save in the case of manifest error) shall be treated by the Principal Paying Agent, our Company and their agents as the holder of such nominal amount of such Notes for all purposes other than with respect to the payment of principal or interest on such nominal amount of such Notes, for which purpose the bearer of the relevant Bearer Global Note or the registered holder of the relevant Registered Global Note shall be treated by the Principal Paying Agent, our Company and their agents as the holder of such nominal amount of such Notes in accordance with and subject to the terms of the relevant Global Note and the Agency Agreement and the expressions **Noteholder** and **holder of Notes** and related expressions shall be construed accordingly.

Any reference herein to Euroclear and/or Clearstream, Luxembourg and/or DTC shall, whenever the context so permits, be deemed to include a reference to any additional or alternative clearing system specified in the applicable Pricing Supplement.

A Note may be accelerated by the holder thereof in certain circumstances described in Condition 10. In such circumstances, where any Note is still represented by a Global Note and the Global Note (or



any part thereof) has become due and repayable in accordance with the Terms and Conditions of such Notes and payment in full of the amount due has not been made in accordance with the provisions of the Global Note, then the Global Note will become void as from 8.00 p.m. (London time) on the day immediately following such day. At the same time, holders of interests in such Global Note credited to their accounts with Euroclear and/or Clearstream, Luxembourg and/or DTC, as the case may be, will become entitled to proceed directly against our Company on the basis of statements of account provided by Euroclear and/or Clearstream, Luxembourg and/or DTC on and subject to the terms of the Notes. In addition, holders of interests in such Global Note credited to their accounts with DTC may require DTC to deliver definitive Notes in registered form in exchange for their interest in such Global Note in accordance with DTC's standard operating procedures.

If the applicable Pricing Supplement specifies any modification to the Terms and Conditions of the Notes as described herein, it is envisaged that, to the extent that such modification relates only to Conditions 1, 5, 6, 7 (except Condition 7.2), 11, 12, 13 and/or 14 (insofar as such Notes are not listed or admitted to trade on any stock exchange), they will not necessitate the preparation of a supplement to this Offering Circular. If the Terms and Conditions of the Notes of any Series are to be modified in any other respect, a supplement to this Offering Circular will be prepared, if appropriate.

So long as any Notes are listed on the SGX-ST and the rules of the SGX-ST so require, we shall appoint and maintain a paying agent in Singapore, where such Notes may be presented or surrendered for payment or redemption, in the event that a Global Note representing such Notes is exchanged for definitive Notes. In addition, in the event that a Global Note representing such Notes is exchanged for definitive Notes, an announcement of such exchange will be made by or on behalf of the Issuer through the SGX-ST and such announcement will include all material information with respect to the delivery of the definitive Notes, including details of the paying agent in Singapore.

## FORM OF PRICING SUPPLEMENT

*Set out below is the form of Pricing Supplement which will be completed for each Tranche of Notes issued under the Programme.*

**[MiFID II product governance/Professional investors and ECPs only target market** – Solely for the purposes of [the/each] manufacturer’s product approval process, the target market assessment in respect of the Notes has led to the conclusion that: (i) the target market for the Notes is eligible counterparties and professional clients only, each as defined in Directive 2014/65/EU (as amended, **MiFID II**); and (ii) all channels for distribution of the Notes to eligible counterparties and professional clients are appropriate. Any person subsequently offering, selling or recommending the Notes (a **distributor**) should take into consideration the manufacturer[’s/s’] target market assessment; however, a distributor subject to MiFID II is responsible for undertaking its own target market assessment in respect of the Notes (by either adopting or refining the manufacturer[’s/s’] target market assessment) and determining appropriate distribution channels.]

**[PROHIBITION OF SALES TO EEA AND UK RETAIL INVESTORS** – The Notes are not intended to be offered, sold or otherwise made available to and should not be offered, sold or otherwise made available to any retail investor in the European Economic Area (**EEA**) or in the United Kingdom (the **UK**). For these purposes, a **retail investor** means a person who is one (or more) of: (i) a retail client as defined in point (11) of Article 4(1) of MiFID II; or (ii) a customer within the meaning of Directive (EU) 2016/97 (the **Insurance Distribution Directive**), where that customer would not qualify as a professional client as defined in point (10) of Article 4(1) of MiFID II; or (iii) not a qualified investor as defined in Regulation (EU) 2017/1129 (the **Prospectus Regulation**). Consequently, no key information document required by Regulation (EU) No 1286/2014 (as amended, the **PRIIPs Regulation**) for offering or selling the Notes or otherwise making them available to retail investors in the EEA or in the UK has been prepared and therefore offering or selling the Notes or otherwise making them available to any retail investor in the EEA or in the UK may be unlawful under the PRIIPs Regulation.]

*[In connection with Section 309B of the Securities and Futures Act (Chapter 289) of Singapore (the SFA) and the Securities and Futures (Capital Markets Products) Regulations 2018 of Singapore (the CMP Regulations 2018), the Issuer has determined, and hereby notifies all relevant persons (as defined in Section 309A(1) of the SFA), that the Notes [are] / [are not] [prescribed capital markets products] / [capital markets products other than prescribed capital markets products] (as defined in the CMP Regulations 2018) and [are] [Excluded] / [Specified] Investment Products (as defined in MAS Notice SFA 04-N12: Notice on the Sale of Investment Products and MAS Notice FAA-N16: Notice on Recommendation on Investment Products.)].<sup>1</sup>*

[Date]

**REC Limited (formerly known as Rural Electrification Corporation Limited)  
Legal entity identifier (LEI): [335800B4YRYWAMIJZ374]**

**Issue of [Aggregate Nominal Amount of Tranche] [Title of Notes]  
under the U.S.\$7,000,000,000  
Global Medium Term Note Programme**

This document constitutes the Pricing Supplement relating to the issue of Notes described herein.

---

<sup>1</sup> For any Notes to be offered to Singapore investors, the Issuer to consider whether it needs to re-classify the Notes pursuant to Section 309B of the SFA prior to the launch of the offer.

Terms used herein shall be deemed to be defined as such for the purposes of the Conditions set forth in the Offering Circular dated February 20, 2020 [and the supplements to it dated [●] and [●]] (the **Offering Circular**). This Pricing Supplement contains the final terms of the Notes and must be read in conjunction with such Offering Circular.

*[The following alternative language applies if the first tranche of an issue which is being increased was issued under an Offering Circular with an earlier date.]*

Terms used herein shall be deemed to be defined as such for the purposes of the Conditions (the **Conditions**) set forth in the Offering Circular dated [*original date*]. This Pricing Supplement contains the final terms of the Notes and must be read in conjunction with the Offering Circular dated [*current date*], save in respect of the Conditions which are extracted from the Offering Circular dated [*original date*] and are attached hereto.]

*[Include whichever of the following apply or specify as “Not Applicable” (N/A). Note that the numbering should remain as set out below, even if “Not Applicable” is indicated for individual paragraphs or subparagraphs. Italics denote directions for completing the Pricing Supplement.]*

1. Issuer: REC Limited (formerly known as Rural Electrification Corporation Limited)
  
2. (a) Series Number: [ ]  
(b) Tranche Number: [ ]  
*(If fungible with an existing Series, details of that Series, including the date on which the Notes become fungible)*  
(c) Date on which the Notes will be consolidated and for a single Series: The Notes will be consolidated and form a single Series with [*identify earlier Tranches*] on [the Issue Date/exchange of the Temporary Global Note for interests in the Permanent Global Note, as referred to in paragraph [●] below, which is expected to occur on or about [*date*]] [Not Applicable]
  
3. Specified Currency or Currencies: [ ]
  
4. Aggregate Nominal Amount:  
(a) Series: [ ]  
(b) Tranche: [ ]
  
5. (a) Issue Price: [ ] per cent. of the Aggregate Nominal Amount [plus accrued interest from [*insert date*]] [*(in the case of fungible issues only, if applicable)*]  
(b) [Net proceeds: [ ]]
  
6. (a) Specified Denominations: [ ] (*N.B. Notes must have a minimum denomination of €100,000 or equivalent*) (*Note - where Bearer Notes with*

multiple denominations above [€100,000] or equivalent are being used with respect to Bearer Notes, the following sample wording should be followed:

“[€100,000] and integral multiples of [€1,000] in excess thereof up to and including [€199,000]. No Notes in definitive form will be issued with a denomination above [€199,000].”)

(N.B. If an issue of Notes is: (i) NOT admitted to trading on a European Economic Area exchange; and (ii) only offered in the European Economic Area in circumstances where a prospectus is not required to be published under the Prospectus Regulation the €100,000 minimum denomination is not required.)

(In the case of Registered Notes, this means the minimum integral amount in which transfers can be made.)

- (b) Calculation Amount [ ]  
(and in relation to calculation of interest in global form see Conditions): (If only one Specified Denomination, insert the Specified Denomination.  
If more than one Specified Denomination, insert the highest common factor. Note: There must be a common factor in the case of two or more Specified Denominations.)
7. (a) Issue Date: [ ]
- (b) Interest [Specify/Issue Date/Not Applicable]  
Commencement Date: (N.B. An Interest Commencement Date will not be relevant for certain Notes, for example Zero Coupon Notes.)
8. Maturity Date: [Fixed rate – specify date/Floating rate - Interest Payment Date falling in or nearest to [specify month and year]]
9. Interest Basis: [[ ] per cent. Fixed Rate]  
[[LIBOR/EURIBOR] +/- [ ] per cent.  
Floating Rate]  
[Zero Coupon]  
[Index Linked Interest]  
[Dual Currency Interest]  
[specify other]  
(further particulars specified below)
10. Redemption/Payment Basis: [Redemption at par]  
[Index Linked Redemption]  
[Dual Currency Redemption]  
[Partly Paid]  
[Instalment]  
[specify other]
11. Change of Interest Basis or Redemption/Payment Basis: [Applicable/Not Applicable]  
(if applicable, specify details of any provision for change of Notes into another Interest Basis or Redemption/Payment Basis)  
(N.B. Only relevant where Board (or similar) authorization is required for the particular tranche of Notes)

12. Put/Call Options: [Issuer Call]  
[(further particulars specified below)]
13. (a) Status of the Notes: [Senior]
- (b) Date of board approval for issuance of Notes obtained: [ ] [and [ ], respectively]/[None required]  
(N.B. Only relevant where regulatory (or similar) approval or consent is required for the particular tranche of Notes)
- (c) Date of regulatory approval/consent for issuance of Notes obtained: [ ]/[None required]  
(N.B. Only relevant where regulatory (or similar) approval or consent is required for the particular tranche of Notes)
14. Listing: [SGX-ST/ISM/India INX/NSE IFSC/specify other/None]  
(N.B. Consider disclosure requirements under the EU Prospectus Regulation applicable to securities admitted to an EU regulated market)
15. Method of distribution: [Syndicated/Non-syndicated]

#### PROVISIONS RELATING TO INTEREST (IF ANY) PAYABLE

16. Fixed Rate Note Provisions: [Applicable/Not Applicable]
- (If not applicable, delete the remaining subparagraphs of this paragraph)
- (a) Rate(s) of Interest: [ ] per cent. per annum payable in arrear on each Interest Payment Date
- (b) Interest Payment Date(s): [ ] in each year up to and including the Maturity Date  
(Amend appropriately in the case of irregular coupons)
- (c) Fixed Coupon Amount(s) for Notes in definitive form (and in relation to Notes in global form see Conditions): [ ] per Calculation Amount
- (d) Broken Amount(s) for Notes in definitive form (and in relation to Notes in global form see Conditions): [[ ] per Calculation Amount, payable on the Interest Payment Date falling [in/on] [●]][Not Applicable]
- (e) Count Fraction: [Actual/Actual (ICMA)]; [30/360]; [Actual/365 (Fixed)]  
[specify other]
- (f) Determination Date(s): [[ ] in each year][Not Applicable] (Only relevant where Day Count Fraction is Actual/Actual (ICMA). In such case,

*insert regular interest payment dates, ignoring issue date or maturity date in the case of a long or short first or last coupon)*

- (g) Other terms relating to the method of calculating interest for Fixed Rate Notes: [None/Give details]
17. Floating Rate Note Provisions: [Applicable/Not Applicable]  
*(If not applicable, delete the remaining subparagraphs of this paragraph)*
- (a) Specified Period(s)/ Specified Interest Payment Dates: [ ][, subject to adjustment in accordance with the Business Day Convention set out in (b) below/not subject to any adjustment, as the Business Day Convention in (b) below is specified to be not applicable.]
- (b) Business Day Convention: [Floating Rate Convention/Following Business Day Convention/ Modified Following Business Day Convention/Preceding Business Day Convention/[specify other]]
- (c) Additional Business Centre(s): [ ]
- (d) Manner in which the Rate of Interest and Interest Amount is to be determined: [Screen Rate Determination/ISDA Determination/[Not Applicable]/[specify other]]
- (e) Party responsible for calculating the Rate of Interest and Interest Amount (if not the Principal Paying Agent): [ ]
- (f) Screen Rate Determination:
- Reference Rate: [ ] month [LIBOR/EURIBOR/specify other Reference Rate]  
*(Either LIBOR, EURIBOR or other, although additional information required if other, including fallback provisions in the Agency Agreement).*
  - Interest Determination Date(s): [ ]  
*(Second London business day prior to the start of each Interest Period if LIBOR (other than Sterling or euro LIBOR), first day of each Interest Period if Sterling LIBOR and the second day on which the TARGET2 System is open prior to the start of each Interest Period if EURIBOR or euro LIBOR)*

- Relevant Screen Page: [ ]

*(In the case of EURIBOR, if not Reuters EURIBOR 01 ensure it is a page which shows a composite rate or amend the fallback provisions appropriately)*

(g) ISDA Determination:

- Floating Rate Option: [ ]

- Designated Maturity: [ ]

- Reset Date: [ ]

*(in the case of a LIBOR or EURIBOR based option, the first day of the Interest Period)*

*(N.B. The fall-back provisions applicable to ISDA Determination under the 2006 ISDA Definitions are reliant upon the provision by reference banks of offered quotations for LIBOR and/or EURIBOR which, depending on market circumstances, may not be available at the relevant time)*

- (h) Margin(s): [ +/- ] [ ● ] per cent. per annum

- (i) Minimum Rate of Interest: [ ] per cent. per annum

- (j) Maximum Rate of Interest: [ ] per cent. per annum

- (k) Day Count Fraction: [Actual/Actual (ISDA)] [Actual/Actual]  
 Actual/365 (Fixed)  
 Actual/365 (Sterling)  
 Actual/360 [30/360],  
 [360/360]  
 [Bond Basis]  
 [30E/360]  
 [Eurobond Basis]  
 [30E/360 (ISDA)]  
 [specify other]  
*(See Condition [5] for alternatives)*

18. Zero Coupon Note Provisions: [Applicable/Not Applicable]

*(If not applicable, delete the remaining subparagraphs of this paragraph)*

- (a) Accrual Yield: [ ] per cent. per annum

- (b) Reference Price: [ ]
- (c) Any other formula/  
basis of determining  
amount payable: [ ]
- (d) Day Count Fraction in  
relation to Early  
Redemption Amounts: [30/360] [Actual/360] [Actual/365] [*specify other*]
19. Index Linked Interest Note Provisions: [Applicable/Not Applicable]  
(If not applicable, delete the remaining subparagraphs of this paragraph)
- (a) Index/Formula: [*give or annex details*]
- (b) Calculation Agent: [*give name*]
- (c) Calculation Agent  
responsible for  
calculating the interest  
due: [ ]
- (d) Provisions for  
determining Coupon  
where calculation by  
reference to Index  
and/or Formula is  
impossible or  
impracticable: [ ] (*Need to include a description of market disruption or  
settlement disruption events and adjustment provisions*)
- (e) Specified Period(s)/  
Specified Interest  
Payment Dates: [ ]
- (f) Business Day  
Convention: [Floating Rate Convention/Following Business Day  
Convention/ Modified Following Business Day  
Convention/Preceding Business Day Convention/*specify  
other*]
- (g) Additional Business  
Centre(s): [ ]
- (h) Minimum Rate of  
Interest: [ ] per cent. per annum
- (i) Maximum Rate of  
Interest: [ ] per cent. per annum
- (j) Day Count Fraction: [ ]



20. Dual Currency Interest Note Provisions: [Applicable/Not Applicable]  
*(If not applicable, delete the remaining subparagraphs of this paragraph)*
- (a) Rate of Exchange/ method of calculating Rate of Exchange: [give details]
  - (b) Party responsible for calculating the Rate of Interest (if not the Calculation Agent) and Interest Amount (if not the Principal Paying Agent): [ ]
  - (c) Provisions for determining Coupon where calculation by reference to Index and/or Formula is impossible or impracticable: [ ]
  - (d) Person at whose option Specified Currency(ies) is/are payable: [ ]

**PROVISIONS RELATING TO REDEMPTION**

21. Issuer Call: [Applicable/Not Applicable]  
*(If not applicable, delete the remaining subparagraphs of this paragraph)*
- (a) Optional Redemption Date(s): [ ]
  - (b) Optional Redemption Amount and method, if any, of calculation of such amount(s): [ ] per Calculation Amount/specify other/see Appendix]
  - (c) If redeemable in part:
    - (i) Minimum Redemption Amount: [ ]
    - (ii) Maximum Redemption Amount: [ ]

(d) Notice period (if other than as set out in the Conditions): [ ]  
*(N.B. If setting notice periods, the Company is advised to consider the practicalities of distribution of information through intermediaries, for example, clearing systems (which require a minimum of five clearing system business days' notice for a call) and custodians, as well as any other notice requirements which may apply, for example, as between our Company and the Principal Paying Agent)*

22. Final Redemption Amount: [ ] per Calculation Amount

23. Early Redemption Amount payable on redemption for taxation reasons or on event of default and/or the method of calculating the same (if required): [[ ] per Calculation Amount/specify other/see Appendix]

#### **GENERAL PROVISIONS APPLICABLE TO THE NOTES**

24. Form of Notes: [Bearer Notes:

[Temporary Bearer Global Note exchangeable for a Permanent Bearer Global Note which is exchangeable for Definitive Bearer Notes upon an Exchange Event]

[Temporary Bearer Global Note exchangeable for Definitive Bearer Notes on and after the Exchange Date] [Permanent Bearer Global Note exchangeable for Definitive Bearer Notes upon an Exchange Event]

*(Ensure that this is consistent with the wording in the "Form of the Notes" section in the Offering Circular and the Notes themselves. The option for an issue of Notes to be represented on issue by a Temporary Global Note exchangeable for Definitive Notes should not be expressed to be applicable if the Specified Denomination of the Notes in paragraph 6 includes language substantially to the following effect:*

*"[€100,000] and integral multiples of [€1,000] in excess thereof up to and including [€199,000]. No Notes in definitive form will be issued with a denomination above [€199,000]"*

[Registered Notes:

[Regulation S Global Note(s) [(U.S.\$[ ] aggregate nominal amount)] registered in the name of a nominee for [DTC/a common depository for Euroclear and Clearstream, Luxembourg] (specify nominal amount)]

[Rule 144A Global Note(s) [(U.S.\$[ ] aggregate nominal amount)] registered in the name of a nominee for [DTC/a common depository for Euroclear and Clearstream, Luxembourg] (*specify nominal amount*)]

[Definitive IAI Registered Notes [(U.S.\$[ ] aggregate nominal amount)] (*specify nominal amount*)]

*(In the case of an issue with more than one Global Note or a combination of one or more Global Notes and Definitive IAI Registered Notes, specify the nominal amounts of each Global Note and, if applicable, the aggregate nominal amount of all Definitive IAI Registered Notes if such information is available)*

25. Additional Financial Centres: [Not Applicable/give details]  
*(Note that this item relates to the date of payment and not Interest Period end dates to which items 17(c) and 19(f) relate)*
26. Talons for future Coupons to be attached to Definitive Notes in bearer form (and dates on which such Talons mature): [Yes, as the Notes have more than 27 coupon payments, Talons may be required if, on exchange into definitive form, more than 27 coupon payments are still to be made/No]
27. Details relating to Partly Paid Notes: amount of each payment comprising the Issue Price and date on which each payment is to be made and consequences of failure to pay, including any right of the Issuer to forfeit the Notes and interest due on late payment: [Not Applicable/give details. *N.B. a new form of Temporary Bearer Global Note and/or Permanent Bearer Global Note may be required for Partly Paid issues*]
28. Details relating to Instalment Notes: [Not Applicable]
- (a) [Instalment Amount(s): [give details]]
- (b) [Instalment Date(s): [give details]]
29. Permitted Security Interest Date: [ ] (*See Condition [4]*)
30. Other terms or special conditions: [Not Applicable/give details]

## **DISTRIBUTION**

31. (a) If syndicated, names of Managers: [Not Applicable/give names]

- (b) Stabilisation Manager(s) (if any): [Not Applicable/give name(s)]
32. If non-syndicated, name of relevant Dealer: [●]
33. U.S. Selling Restrictions: Regulation S Compliance Category [1/2]; [Rule 144A/Rule 144A and Section 4(a)(2)]  
*(Notes offered in reliance on Category 1 must be in registered form)*
34. Whether TEFRA D or TEFRA C rules applicable or TEFRA rules not applicable: [TEFRA D/TEFRA C/TEFRA not applicable]
35. Prohibition of Sales to EEA and UK Retail Investors: [Applicable/Not Applicable]  
*(If the Notes clearly do not constitute “packaged” products, “Not Applicable” should be specified. If the Notes may constitute “packaged” products and no key information document will be prepared, “Applicable” should be specified.)*
36. Additional selling restrictions: [Not Applicable/give details]
37. Additional U.S. federal income tax considerations: [Not Applicable/give details]  
[The Notes are [not] Specified Notes for purposes of Section 871(m) of the U.S. Internal Revenue Code of 1986. [Additional information regarding the application of Section 871(m) to the Notes will be available from [provide appropriate contact details or location of such information].] [As at the date of this Pricing Supplement, the Issuer has not determined whether the Notes are Specified Notes for purposes of Section 871(m) of the U.S. Internal Revenue Code of 1986; however, indicatively it considers that they will [not] be Specified Notes for these purposes. This is indicative information only subject to change and if the Issuer’s final determination is different then it will give notice of such determination. Further information regarding the application of Section 871(m) to the Notes will be available [provide appropriate contact details or location of such information].]  
*(The Notes will not be Specified Notes if they (i) are issued prior to January 1, 2023 and provide a return that differs by more than a de minimis amount from the return on an investment in any referenced U.S. equity (including any U.S. equity that is a component of a referenced index) or (ii) do not reference any U.S. equity or any index that contains any component U.S. equity or otherwise provide direct or indirect exposure to U.S. equities. If the Notes are issued on*

*or after January 1, 2023 and reference a U.S. equity or an index that contains a component U.S. equity or otherwise provide direct or indirect exposure to U.S. equities, further analysis would be required.)*

## OPERATIONAL INFORMATION

38. Any clearing system(s) other than DTC, Euroclear and Clearstream, Luxembourg and the relevant identification number(s): [Not Applicable/give name(s) and number(s)]
39. Delivery: Delivery [against/free of] payment
40. Additional Paying Agent(s) (if any): [ ]
41. ISIN: [ ]
42. Common Code: [ ]
43. CUSIP: [ ]
44. CINS: [ ]
45. FISN: [ ]/Not Applicable
46. CFI [ ]/Not Applicable

*(If the CFI and/or FISN is not required, requested or available, it/they should be specified as "Not Applicable")*

## PURPOSE OF PRICING SUPPLEMENT

This Pricing Supplement comprises the final terms required for issue and admission to trading on [SGX-ST]/[ISM]/[India INX]/[NSE IFSC] of the Notes described herein pursuant to the U.S.\$7,000,000,000 Global Medium Term Note Programme of REC Limited (formerly known as Rural Electrification Corporation Limited).

## [STABILISATION]

In connection with this issue, [●] (the **Stabilisation Manager**) (or persons acting on behalf of any Stabilisation Manager) may over-allot Notes or effect transactions with a view to supporting the market price of the Notes at a level higher than that which might otherwise prevail. However, stabilisation may not necessarily occur. Any stabilisation action may begin on or after the date on which adequate public disclosure of the terms of the offer of the Notes is made and, if begun, may cease at any time, but it must end no later than the earlier of 30 days after the issue date of the Notes and 60 days after the date of the allotment of the Notes. Any stabilisation action or over-allotment

must be conducted by the relevant Stabilisation Manager (or person(s) acting on behalf of any Stabilisation Manager) in accordance with all applicable laws and rules.]

## **INVESTMENT CONSIDERATIONS**

There are significant risks associated with the Notes including, but not limited to, counterparty risk, country risk, price risk and liquidity risk. Investors should contact their own financial, legal, accounting and tax advisers about the risks associated with an investment in these Notes, the appropriate tools to analyse that investment, and the suitability of the investment in each investor's particular circumstances. No investor should purchase the Notes unless that investor understands and has sufficient financial resources to bear the price, market liquidity, structure and other risks associated with an investment in these Notes.

Before entering into any transaction, investors should ensure that they fully understand the potential risks and rewards of that transaction and independently determine that the transaction is appropriate given their objectives, experience, financial and operational resources and other relevant circumstances. Investors should consider consulting with such advisers as they deem necessary to assist them in making these determinations.

### **Responsibility**

The Issuer accepts responsibility for the information contained in this Pricing Supplement.

Signed on behalf of the Issuer:

By: \_\_\_\_\_

*Duly authorized*

## TERMS AND CONDITIONS OF THE NOTES

*The following, subject to alteration and except for the paragraphs in italics, are the Terms and Conditions of the Notes which will be incorporated by reference into each Global Note (as defined below) and each definitive Note, in the latter case only if permitted by the relevant stock exchange or other relevant authority (if any) and agreed by the Issuer and the relevant Dealer at the time of issue but, if not so permitted and agreed, such definitive Note will have endorsed thereon or attached thereto such Terms and Conditions. The applicable Pricing Supplement in relation to any Tranche of Notes may specify other terms and conditions which shall, to the extent so specified or to the extent inconsistent with the following Terms and Conditions, replace or modify the following Terms and Conditions for the purpose of such Notes. The applicable Pricing Supplement (or the relevant provisions thereof) will be endorsed upon, or attached to, each Global Note and definitive Note. Reference should be made to “Form of the Notes” for a description of the content of Pricing Supplements which will specify which of such terms are to apply in relation to the relevant Notes.*

*The issuance of, and the Terms and Conditions in relation to, the Notes are subject to applicable laws including the Foreign Exchange Management Act, 1999, as amended from time to time (“FEMA”) and rules, regulations, directions, circulars, and guidelines issued by the RBI in force from time to time. The Notes will, when issued, be issued overseas in accordance with the ECB Guidelines (as defined below).*

This Note is one of a Series (as defined below) of Notes issued by REC Limited (formerly known as Rural Electrification Corporation Limited) (the “**Issuer**”) pursuant to the Agency Agreement (as defined below).

References herein to the “**Notes**” shall be references to the Notes of this Series and shall mean:

- (i) in relation to any Notes represented by a global Note (a “**Global Note**”), units of the lowest Specified Denomination in the Specified Currency;
- (ii) any Global Note in bearer form (a “**Bearer Global Note**”);
- (iii) any Global Note in registered form (a “**Registered Global Note**”);
- (iv) definitive Notes in bearer form (“**Definitive Bearer Notes**”, and together with Bearer Global Notes, the “**Bearer Notes**”) issued in exchange for a Bearer Global Note; and
- (v) definitive Notes in registered form (“**Definitive Registered Notes**”, and together with Registered Global Notes, the “**Registered Notes**”), whether or not issued in exchange for a Registered Global Note.

The Notes, the Receipts (as defined below) and the Coupons (as defined below) have the benefit of an amended and restated Agency Agreement dated October 22, 2018, as amended and supplemented by the First Supplemental Agency Agreement dated February 20, 2020 (such Agency Agreement as may be further amended and/or supplemented and/or restated from time to time, the “**Agency Agreement**”) and made between the Issuer, The Bank of New York Mellon, London Branch as principal paying agent (the “**Principal Paying Agent**”, which expression shall include any successor principal paying agent) and the other paying agents named therein (together with the Principal Paying Agent and the DTC Paying Agent, the “**Paying Agents**”, which expression shall include any additional or successor paying agents), The Bank of New York Mellon as DTC registrar (the “**DTC Registrar**”, which expression shall include any successor registrar), as exchange agent (the “**Exchange Agent**”, which expression shall include any additional or successor exchange agents), as DTC transfer agent (the “**DTC Transfer Agent**”, which expression shall include any substitute or any additional transfer agents) and as DTC paying agent (the “**DTC Paying Agent**”, which expression shall include any additional or successor paying agents) and The Bank of New York Mellon SA/NV, Luxembourg Branch as Euroclear/Clearstream registrar (the “**Euroclear/Clearstream Registrar**”, which expression shall include any successor registrar) and as

Euroclear/Clearstream transfer agent (the “**Euroclear/Clearstream Transfer Agent**”, which expression shall include any substitute or any additional transfer agents).

In these Conditions, “**Registrar**” shall mean (i) in respect of Notes to be cleared through DTC, the DTC Registrar, and (ii) in respect of all other Notes, the Euroclear/Clearstream Registrar, “**Transfer Agent**” shall mean (i) in respect of Notes to be cleared through DTC, the DTC Transfer Agent, and (ii) in respect of all other Notes, the Euroclear/Clearstream Transfer Agent, and “**Agents**” shall mean the Principal Paying Agent, the Paying Agents, the Registrar, the Exchange Agent, the Calculation Agent and the Transfer Agents, collectively.

Interest bearing Definitive Bearer Notes have interest coupons (“**Coupons**”) and, in the case of Notes which, when issued in definitive form, have more than 27 interest payments remaining, talons for further Coupons (“**Talons**”) attached on issue. Any reference herein to Coupons or coupons shall, unless the context otherwise requires, be deemed to include a reference to Talons or talons. Definitive Bearer Notes repayable in instalments have receipts (“**Receipts**”) for the payment of the instalments of principal (other than the final instalment) attached on issue. Registered Notes and Global Notes do not have Receipts, Coupons or Talons attached on issue.

The Pricing Supplement for this Note (or the relevant provisions thereof) is attached to or endorsed on this Note and supplements these Terms and Conditions (“**Conditions**”) and may specify other terms and conditions which shall, to the extent so specified or to the extent inconsistent with these Conditions, replace or modify these Conditions for the purposes of this Note. References to the “**applicable Pricing Supplement**” are to the Pricing Supplement (or the relevant provisions thereof) attached to or endorsed on this Note.

Any reference to “**Noteholders**” or “**holders**” in relation to any Notes shall mean (in the case of Bearer Notes) the holders of the Notes and (in the case of Registered Notes) the persons in whose names the Notes are registered and shall, in relation to any Notes represented by a Global Note, be construed as provided below. Any reference herein to “**Receiptholders**” shall mean the holders of the Receipts and any reference herein to “**Couponholders**” shall mean the holders of the Coupons and shall, unless the context otherwise requires, include the holders of the Talons.

As used herein, “**Tranche**” means Notes which are identical in all respects (including as to listing and admission to trading) and Series means a Tranche of Notes together with any further Tranche or Tranches of Notes which (i) are expressed to be consolidated and form a single series and (ii) have the same terms and conditions which are the same in all respects save for the amount and date of first payment of interest thereon and the date from which interest starts to accrue.

Copies of the Agency Agreement are available for inspection during normal business hours at the registered office for the time being of the Principal Paying Agent (being, at One Canada Square, London E14 5AL, United Kingdom). Copies of the applicable Pricing Supplement are obtainable during normal business hours at the specified office of the Principal Paying Agent and the corporate office of the Issuer save that, if this Note is an unlisted Note of any Series, the applicable Pricing Supplement will only be obtainable by a Noteholder holding one or more unlisted Notes of that Series and such Noteholder must produce evidence satisfactory to the Issuer and the relevant Agent as to its holding of such Notes and identity. The Noteholders, the Receiptholders and the Couponholders are deemed to have notice of, and are entitled to the benefit of, and are bound by, all the provisions of the Agency Agreement and the applicable Pricing Supplement which are applicable to them. The statements in these Conditions include summaries of, and are subject to, the detailed provisions of the Agency Agreement.

Words and expressions defined in the Agency Agreement or used in the applicable Pricing Supplement shall have the same meanings where used in these Conditions unless the context otherwise requires or



unless otherwise stated and provided that, in the event of inconsistency between the Agency Agreement and the applicable Pricing Supplement, the applicable Pricing Supplement will prevail.

## 1 FORM, DENOMINATION AND TITLE

The Notes may be in bearer form (“**Bearer Notes**”) and/or in registered form (“**Registered Notes**”) as specified in the applicable Pricing Supplement and, in the case of definitive Notes, will be serially numbered, in the currency (the “**Specified Currency**”) and the denominations (the “**Specified Denomination(s)**”), specified in the applicable Pricing Supplement. Save as provided in Condition 2, Notes of one Specified Denomination may not be exchanged for Notes of another Specified Denomination.

This Note may be a Fixed Rate Note, a Floating Rate Note, a Zero Coupon Note, an Index Linked Interest Note, a Dual Currency Interest Note or a combination of any of the foregoing, depending upon the Interest Basis shown in the applicable Pricing Supplement, which Interest Basis shall be as per the applicable laws including but not limited to the Foreign Exchange Management (Borrowing or Lending in Foreign Exchange) Regulations 2000, as amended from time to time, and circulars issued thereunder by the Reserve Bank of India (the “**RBI**”) including the Master Direction on External Commercial Borrowing, Trade Credit, Borrowing and Lending in Foreign Currency by Authorised Dealers and Persons other than Authorised Dealers dated 1 January 2016, as amended, updated, modified and supplemented from time to time, and the Master Direction on Reporting under Foreign Exchange Management Act, 1999, dated 1 January 2016, as amended from time to time (the “**ECB Guidelines**”).

This Note may also be an Index Linked Redemption Note, an Instalment Note, a Dual Currency Redemption Note, a Partly Paid Note or a combination of any of the foregoing, depending upon the Redemption/Payment Basis shown in the applicable Pricing Supplement.

Definitive Bearer Notes are issued with Coupons attached, unless they are Zero Coupon Notes in which case references to Coupons and Couponholders in these Conditions are not applicable.

Subject as set out below, title to the Bearer Notes, Receipts and Coupons will pass by delivery. Title to Registered Notes will pass upon registration of transfers in the books of the Registrar in accordance with the provisions of the Agency Agreement. The Issuer, the Principal Paying Agent, any Paying Agent, the Registrar and the Transfer Agent will (except as otherwise ordered by a court of competent jurisdiction or required by law) deem and treat the bearer of any Bearer Note, Receipt or Coupon and any person in whose name a Registered Note is registered as the absolute owner thereof (whether or not overdue and notwithstanding any notice of ownership or writing thereon or notice of any previous loss or theft thereof) for all purposes but, in the case of any Global Note, without prejudice to the provisions set out in the next succeeding paragraph.

For so long as any of the Notes is represented by a Global Note held by a common depository on behalf of Euroclear Bank SA/NV (“**Euroclear**”) and/or Clearstream Banking S.A. (“**Clearstream**”), each person (other than Euroclear or Clearstream) who is for the time being shown in the records of Euroclear or Clearstream as the holder of a particular nominal amount of such Notes (in which regard any certificate or other document issued by Euroclear or Clearstream as to the nominal amount of such Notes standing to the account of any person shall be conclusive and binding for all purposes save in the case of manifest error) shall be treated by the Issuer, any Paying Agents, the Registrar and the Transfer Agent as the holder of such nominal amount of such Notes for all purposes other than with respect to the payment of principal or interest on such nominal amount of such Notes, for which purpose the bearer or registered holder of the relevant Global Note shall be treated by the Issuer, any Paying Agent, the Registrar and the Transfer Agent as the holder of such nominal amount of such Notes in accordance with and subject to the terms of the relevant Global Note and the expressions “**Noteholder**” and “**holder of Notes**” and related expressions shall be construed accordingly.

For so long as The Depository Trust Company (“DTC”) or its nominee is the registered owner or holder of a Registered Global Note, DTC or such nominee, as the case may be, will be considered the sole owner or holder of the Notes represented by such Registered Global Note for all purposes except to the extent that in accordance with DTC’s published rules and procedures any ownership rights may be exercised by its participants or beneficial owners through participants.

Notes which are represented by a Global Note will be transferable only in accordance with the rules and procedures for the time being of DTC, Euroclear and Clearstream, as the case may be. References to DTC, Euroclear and/or Clearstream shall, whenever the context so permits, be deemed to include a reference to any additional or alternative clearing system specified in the applicable Pricing Supplement.

## **2 TRANSFERS OF REGISTERED NOTES**

### **2.1 Transfers of Interests in Registered Global Notes**

Transfers of beneficial interests in Registered Global Notes will be effected by DTC, Euroclear or Clearstream, as the case may be, and, in turn, by other participants and, if appropriate, indirect participants in such clearing systems acting on behalf of beneficial transferors and transferees of such interests. A beneficial interest in a Registered Global Note will, subject to compliance with all applicable legal and regulatory restrictions, be exchangeable for Registered Notes in definitive form or for a beneficial interest in another Registered Global Note only in the authorised denominations set out in the applicable Pricing Supplement and only in accordance with the rules and operating procedures for the time being of DTC, Euroclear or Clearstream, as the case may be, and in accordance with the terms and conditions specified in the Agency Agreement. Transfers of a Registered Global Note registered in the name of a nominee for DTC shall be limited to transfers of such Registered Global Note, in whole but not in part, to another nominee of DTC or to a successor of DTC or such successor’s nominee.

### **2.2 Transfers of Registered Notes Generally**

Registered Notes may not be exchanged for Bearer Notes and vice versa.

Holders of Definitive Registered Notes may exchange such Definitive Registered Notes for interests in a Registered Global Note of the same type at any time.

Upon the terms and subject to the conditions set forth in the Agency Agreement, a Definitive Registered Note may be transferred in whole or in part (in the authorised denominations set out in the applicable Pricing Supplement). In order to effect any such transfer:

- (i) the holder or holders must (a) surrender the Definitive Registered Note for registration of the transfer of the Definitive Registered Note (or the relevant part of the Definitive Registered Note) at the specified office of the Registrar or any Transfer Agent, with the form of transfer thereon duly executed by the holder or holders thereof or his or their attorney or attorneys duly authorised in writing and (b) complete and deposit such other certifications as may be required by the relevant Transfer Agent; and
- (ii) the Registrar or, as the case may be, the relevant Transfer Agent must, after due and careful enquiry, being satisfied with the documents of title and the identity of the person making the request and subject to such reasonable regulations as the Issuer, the Registrar, or as the case may be, the relevant Transfer Agent from time to time may prescribe (such initial regulations being set out in Schedule 4 to the Agency Agreement).

Subject as provided above, the Registrar or, as the case may be, the relevant Transfer Agent will, within three business days (being for this purpose a day on which banks are open for business in the city where the specified office of the Registrar or, as the case may be, the relevant Transfer Agent is

located) of the request (or such longer period as may be required to comply with any applicable fiscal or other laws or regulations) authenticate and deliver, or procure the authentication and delivery of, at its specified office to the transferee or (at the risk of the transferee) send by mail to such address as the transferee may request, a new Definitive Registered Note of a like aggregate nominal amount to the Definitive Registered Note (or the relevant part of the Definitive Registered Note) transferred. In the case of the transfer of part only of a Definitive Registered Note, a new Definitive Registered Note in respect of the balance of the Definitive Registered Note not transferred will be so authenticated and delivered or (at the risk of the transferor) sent to the transferor.

### **2.3 Registration of Transfer upon Partial Redemption**

In the event of a partial redemption of Notes under Condition 7, the Issuer shall not be required to register the transfer of any Registered Note, or a part Registered Note, called for partial redemption.

### **2.4 Costs of Registration**

Registration of transfers will be effected without charge by or on behalf of the Issuer, the Registrar or the relevant Transfer Agent, but upon payment (or the giving of such indemnity as the Registrar or the relevant Transfer Agent may reasonably require) in respect of any tax or other governmental charges which may be imposed in relation to it provided that the Issuer shall not be responsible for any documentary stamp tax payable on the transfer of Notes effected in the Republic of India (“**India**”) unless the Issuer is the counterparty directly liable for that documentary stamp tax.

### **2.5 Transfers of Interests in Regulation S Global Notes**

Transfers by the holder of, or of a beneficial interest in, a Regulation S Global Note to a transferee in the United States will only be made:

- (i) upon receipt by the Registrar of a written certification substantially in the form set out in Schedule 7 to the Agency Agreement, amended as appropriate (a “**Transfer Certificate**”), copies of which are available from the specified office of the Registrar or any Transfer Agent, from the transferor of the Note or beneficial interest therein to the effect that such transfer is being made:
  - (A) to a person whom the transferor reasonably believes is a QIB in a transaction meeting the requirements of Rule 144A; or
  - (B) to a person who is an Institutional Accredited Investor;together with, in the case of (B), a duly executed investment letter from the relevant transferee substantially in the form set out in Schedule 8 to the Agency Agreement (an “**IAI Investment Letter**”) and such other satisfactory evidence as the Issuer may reasonably require from the transferor, which may include an opinion of U.S. counsel, that such transfer is in compliance with any applicable securities laws of any State of the United States; or
- (ii) otherwise pursuant to an effective registration statement under the Securities Act or an exemption therefrom, subject to receipt by the Issuer of such satisfactory evidence as the Issuer may reasonably require from the transferor, which may include an opinion of U.S. counsel, that such transfer is in compliance with any applicable securities laws of any State of the United States, and,

in each case, in accordance with any applicable securities laws of any State of the United States or any other jurisdiction.

In the case of Condition 2.5(i)(A) above, such transferee may take delivery through a Legended Note in global or definitive form and, in the case of Condition 2.5(i)(B) above, such transferee may

take delivery only through a Legended Note in definitive form. After expiry of the Distribution Compliance Period, if applicable, (i) beneficial interests in Regulation S Global Notes registered in the name of a nominee for DTC may be held through DTC directly, by a participant in DTC, or indirectly through a participant in DTC and (ii) such certification requirements will no longer apply to such transfers.

## 2.6 Transfers of Interests in Legended Notes

Transfers of Legended Notes or beneficial interests therein may be made:

- (i) to a transferee who takes delivery of such interest through a Regulation S Global Note, upon receipt by the Registrar of a duly completed Transfer Certificate from the transferor to the effect that such transfer is being made in accordance with Regulation S and that in the case of a Regulation S Global Note registered in the name of a nominee for DTC, if such transfer is being made prior to expiry of the applicable Distribution Compliance Period, the interests in the Notes being transferred will be held immediately thereafter through Euroclear and/or Clearstream; or
- (ii) to a transferee who takes delivery of such interest through a Legended Note:
  - (A) where the transferee is a person whom the transferor reasonably believes is a QIB in a transaction meeting the requirements of Rule 144A, without certification; or
  - (B) where the transferee is an Institutional Accredited Investor, subject to delivery to the Registrar of a Transfer Certificate from the transferor to the effect that such transfer is being made to an Institutional Accredited Investor, together with a duly executed IAI Investment Letter from the relevant transferee and such other satisfactory evidence as the Issuer may reasonably require from the transferor, which may include an opinion of U.S. counsel, that such transfer is in compliance with any applicable securities laws of any State of the United States,

and, in each case, in accordance with any applicable securities laws of any State of the United States or any other jurisdiction;

- (iii) pursuant to the exemption from registration provided by Rule 144 under the Securities Act (if available); or
- (iv) pursuant to an effective registration statement under the Securities Act,

and, in each case, in accordance with any applicable securities laws of any State of the United States or any other jurisdiction.

Notes transferred by Institutional Accredited Investors to QIBs pursuant to Rule 144A or outside the United States pursuant to Regulation S will be eligible to be held by such QIBs or non-U.S. investors through DTC, Euroclear or Clearstream, as appropriate, and the Registrar will arrange for any Notes which are the subject of such a transfer to be represented by the appropriate Registered Global Note, where applicable.

Upon the transfer, exchange or replacement of Legended Notes, or upon specific request for removal of the legend (the “**Legend**”) applicable to Legended Notes, the Registrar shall deliver only Legended Notes or refuse to remove such Legend, as the case may be, unless there is delivered to the Issuer such satisfactory evidence as may reasonably be required by the Issuer, which may include an opinion of U.S. counsel, that neither the Legend nor the restrictions on transfer set forth therein are required to ensure compliance with the provisions of the Securities Act.

## 2.7 Exchanges of Registered Notes Generally

Holders of Registered Notes in definitive form, other than Institutional Accredited Investors, may exchange such Notes for interests in a Registered Global Note of the same type at any time.

## 2.8 Closed Periods

No Noteholder may require the transfer of a Registered Note to be registered:

- (i) during the period of 15 days ending on the due date for redemption of, or payment of any Instalment Amount in respect of, that Note;
- (ii) during the period of 15 days before any date on which Notes may be called for redemption by the Issuer at its option pursuant to Condition 7.4;
- (iii) after any such Note has been called for redemption; or
- (iv) during the period of seven days ending on (and including) any Record Date.

## 2.9 Definitions

In these Conditions, the following expressions shall have the following meanings:

“**Distribution Compliance Period**” means the period that ends 40 days after the completion of the distribution of each Tranche of Notes, as certified by the relevant Dealer (in the case of a non-syndicated issue) or the relevant Lead Manager (in the case of a syndicated issue);

“**Institutional Accredited Investor**” means an institutional investor that qualifies as an “accredited investor” (as defined in Rule 501(a)(1), (2), (3) or (7) under the Securities Act);

“**Legended Note**” means Registered Notes in definitive form that are issued to Institutional Accredited Investors and Registered Notes (whether in definitive form or represented by a Registered Global Note) sold in private transactions to QIBs in accordance with the requirements of Rule 144A;

“**QIB**” means a “qualified institutional buyer” within the meaning of Rule 144A;

“**Regulation S**” means Regulation S under the Securities Act;

“**Regulation S Global Note**” means a Registered Global Note representing Notes sold outside the United States in reliance on Regulation S;

“**Rule 144A**” means Rule 144A under the Securities Act;

“**Rule 144A Global Note**” means a Registered Global Note representing Notes sold in the United States to QIBs; and

“**Securities Act**” means the United States Securities Act of 1933, as amended.

## 3 STATUS

The Notes and any relative Receipts and Coupons are direct, unconditional and (subject to the provisions of Condition 4) unsecured obligations of the Issuer and (subject to the provisions of Condition 4) rank and will rank *pari passu*, without any preference among themselves, with all other outstanding unsecured and unsubordinated obligations of the Issuer, present and future, but, in the event of insolvency, only to the extent permitted by applicable laws relating to creditors' rights.

## 4 NEGATIVE PLEDGE

### 4.1 Negative Pledge

So long as any of the Notes remains outstanding, the Issuer will ensure that no Relevant Indebtedness (as defined below) of the Issuer or any of its Material Subsidiaries (as defined below) will be secured by any Security Interest (as defined below) upon, or with respect to, any of the present or future business, undertaking, assets or revenues (including any uncalled capital) of the Issuer or any of its Material Subsidiaries, except for any Permitted Security Interest, unless the Issuer, in the case of the creation of the Security Interest, before or at the same time and, in any other case, promptly, takes any and all action necessary to ensure that:

- (a) all amounts payable by it under the Notes are secured by the Security Interest equally and rateably with the Relevant Indebtedness to the satisfaction of the Principal Paying Agent; or
- (b) such other Security Interest or other arrangement (whether or not it includes the giving of a Security Interest) as is approved by an Extraordinary Resolution (which is defined in the Agency Agreement as a resolution duly passed by a majority of not less than three-fourths of the votes cast thereon) of the Noteholders.

### 4.2 Interpretation

For the purposes of these Conditions:

- (a) “**Indebtedness**” means any obligation (whether present or future, actual or contingent, secured or unsecured, as principal or surety or otherwise) for the payment or repayment of money;
- (b) “**Material Subsidiary**” means at any time a Subsidiary of the Issuer:
  - (i) whose net profit before tax and extraordinary items (consolidated in the case of a Subsidiary which itself has Subsidiaries) or whose total assets (consolidated in the case of a Subsidiary which itself has Subsidiaries) represent in each case (or, in the case of a Subsidiary acquired after the end of the financial period to which the then latest audited consolidated accounts of the Issuer and its Subsidiaries relate, are equal to) not less than 5 per cent. of the consolidated net profit before tax and extraordinary items of the Issuer, or, as the case may be, consolidated total assets, of the Issuer and its Subsidiaries taken as a whole, all as calculated respectively by reference to the then latest audited accounts (consolidated or, as the case may be, unconsolidated) of such Subsidiary and the then latest audited consolidated accounts of the Issuer and its Subsidiaries, provided that:
    - (A) if the then latest audited consolidated accounts of the Issuer and its Subsidiaries show a net loss before tax and extraordinary items for the relevant financial period then there shall be substituted for the words “net profit before tax and extraordinary items” the words “total income” for the purposes of this definition; and
    - (B) in the case of a Subsidiary of the Issuer acquired after the end of the financial period to which the then latest audited consolidated accounts of the Issuer and its Subsidiaries relate, the reference to the then latest audited consolidated accounts of the Issuer and its Subsidiaries for the purposes of the calculation above shall, until consolidated accounts for the financial period in which the acquisition is made have been prepared and audited as aforesaid, be deemed to be a reference to such first-mentioned accounts as if such Subsidiary had been

shown in such accounts by reference to its then latest relevant audited accounts, adjusted as deemed appropriate by the Issuer;

- (ii) to which is transferred the whole or substantially the whole of the undertaking and assets of a Subsidiary of the Issuer which immediately prior to such transfer is a Material Subsidiary, provided that the transferor Subsidiary shall upon such transfer forthwith cease to be a Material Subsidiary and the transferee Subsidiary shall cease to be a Material Subsidiary pursuant to this subparagraph (ii) on the date on which the consolidated accounts of the Issuer and its Subsidiaries for the financial period current at the date of such transfer have been prepared and audited as aforesaid but so that such transferor Subsidiary or such transferee Subsidiary may be a Material Subsidiary on or at any time after the date on which such consolidated accounts have been prepared and audited as aforesaid by virtue of the provisions of subparagraph (i) above or, prior to or after such date, by virtue of any other applicable provision of this definition; or
- (iii) to which is transferred an undertaking or assets which, taken together with the undertaking or assets of the transferee Subsidiary, generated (or, in the case of the transferee Subsidiary being acquired after the end of the financial period to which the then latest audited consolidated accounts of the Issuer and its Subsidiaries relate, generate net profit before tax and extraordinary items equal to) not less than 5 per cent. of the consolidated net profit before tax and extraordinary items of the Issuer, or represent (or, in the case aforesaid, are equal to) not less than 5 per cent. of the consolidated total assets of the Issuer and its Subsidiaries taken as a whole, all as calculated as referred to in subparagraph (i) above, provided that the transferor Subsidiary (if a Material Subsidiary) shall upon such transfer forthwith cease to be a Material Subsidiary unless immediately following such transfer its undertaking and assets generate (or, in the case aforesaid, generate net profit before tax and extraordinary items equal to) not less than 5 per cent. of the consolidated net profit before tax and extraordinary items of the Issuer, or its assets represent (or, in the case aforesaid, are equal to) not less than 5 per cent. of the consolidated total assets of the Issuer and its Subsidiaries taken as a whole, all as calculated as referred to in subparagraph (i) above, and the transferee Subsidiary shall cease to be a Material Subsidiary pursuant to this subparagraph (iii) on the date on which the consolidated accounts of the Issuer and its Subsidiaries for the financial period current at the date of such transfer have been prepared and audited but so that such transferor Subsidiary or such transferee Subsidiary may be a Material Subsidiary on or at any time after the date on which such consolidated accounts have been prepared and audited as aforesaid by virtue of the provisions of subparagraph (i) above or, prior to or after such date, by virtue of any other applicable provision of this definition.

(c) **Permitted Security Interest** means:

- (i) any Security Interest existing as at the permitted security interest date (the “**Permitted Security Interest Date**”) specified in the applicable Pricing Supplement and disclosed in writing in a letter dated on or before the Permitted Security Interest Date from the Issuer and which secures only Relevant Indebtedness outstanding as at the Permitted Security Interest Date;
- (ii) any Security Interest securing any Indebtedness denominated in Rupees and obtained in the domestic markets in India;

- (iii) any Security Interest securing indebtedness denominated in a currency other than Rupees and obtained solely from any international funding agency including any governmental export credit agency;
  - (iv) any Security Interest securing any Indebtedness denominated in any currency and due for repayment within 12 months from the date of incurring such Indebtedness, and in respect of which no commitment, obligations or arrangement exists to renew, rollover, refinance or otherwise extend the term of such Indebtedness;
  - (v) any lien arising by operation of law and in the ordinary course of its trading activities in respect of any obligation which is less than thirty (30) days overdue or is being contested in good faith and by appropriate means;
  - (vi) any Security Interest securing Financial Indebtedness which does not at any time exceed an aggregate amount of one hundred million U.S. dollars (U.S.\$100,000,000) (or its equivalent in other currencies) provided however that such Financial Indebtedness is raised by a Subsidiary (other than a Material Subsidiary) and which is without any recourse to the Issuer; and
  - (vii) any Security Interest that has been approved by the Noteholders giving prior written consent to the Issuer (such consent not to be unreasonably withheld);
- (d) **“Relevant Indebtedness”** means:
- (i) any present or future indebtedness (whether being principal, interest or other amounts) for or in respect of any notes, bonds, debentures, debenture stock, loan stock or other securities or any loan or other borrowed money or any liability under or in respect of any acceptance or acceptance credit (together, **“Indebtedness for Borrowed Money”**) which:
    - (a) by their terms are payable in a currency other than Rupees or are denominated in Rupees and more than 50 per cent. of the aggregate principal amount of which is initially distributed outside of India by or with the authorisation of the Issuer; and
    - (b) are for the time being, or are intended to be, or capable of being quoted, listed or ordinarily dealt in on any stock exchange, over-the-counter or other securities market; and
  - (ii) any guarantee or indemnity of any such indebtedness;
- (e) **“Security Interest”** means any mortgage, charge, pledge, lien or other security interest; and
- (f) **“Subsidiary”** means, in relation to the Issuer, any company:
- (i) in which the Issuer holds a majority of the voting rights; or
  - (ii) of which the Issuer is a member and has the right to appoint or remove a majority of the board of directors or (iii) of which the Issuer is a member and controls a majority of the voting rights, and includes any company which is a Subsidiary of a Subsidiary of the Issuer.



## 5 INTEREST

*All interest payable on the Notes shall be subject to applicable laws including but not limited to the ECB Guidelines and in accordance with any specific approval received by the Issuer from the RBI or designated authorised dealer bank (“AD Bank”) pursuant to the ECB Guidelines or any other regulatory authority.*

### 5.1 Interest on Fixed Rate Notes

Each Fixed Rate Note bears interest on its outstanding nominal amount (or, if it is a Partly Paid Note, the nominal amount paid up) from (and including) the Interest Commencement Date at the rate(s) per annum equal to the Rate(s) of Interest. Interest will be payable in arrear on the Interest Payment Date(s) in each year up to (and including) the Maturity Date.

If the Notes are in definitive form, except as provided in the applicable Pricing Supplement, the amount of interest payable on each Interest Payment Date in respect of the Fixed Interest Period ending on (but excluding) such date will amount to the Fixed Coupon Amount. Payments of interest on any Interest Payment Date will, if so specified in the applicable Pricing Supplement, amount to the Broken Amount so specified.

As used in these Conditions, “**Fixed Interest Period**” means the period from (and including) an Interest Payment Date (or the Interest Commencement Date) to (but excluding) the next (or first) Interest Payment Date.

Except in the case of Notes in definitive form where an applicable Fixed Coupon Amount or Broken Amount is specified in the applicable Pricing Supplement, interest is required to be calculated in respect of any period by applying the Rate of Interest to:

- (A) in the case of Fixed Rate Notes which are represented by a Global Note, the aggregate outstanding nominal amount of the Fixed Rate Notes represented by such Global Note (or, if they are Partly Paid Notes, the aggregate amount paid up); or
- (B) in the case of Fixed Rate Notes in definitive form, the Calculation Amount;

and, in each case, multiplying such sum by the applicable Day Count Fraction, and rounding the resultant figure to the nearest sub-unit of the relevant Specified Currency, half of any such sub-unit being rounded upwards or otherwise in accordance with applicable market convention. Where the Specified Denomination of a Fixed Rate Note in definitive form is a multiple of the Calculation Amount, the amount of interest payable in respect of such Fixed Rate Note shall be the product of the amount (determined in the manner provided above) for the Calculation Amount and the amount by which the Calculation Amount is multiplied to reach the Specified Denomination, without any further rounding.

*Each Fixed Rate Note shall have an interest rate which shall be in accordance with Indian regulatory requirements (including but not limited to the ECB Guidelines) or any specific approval received by the Issuer from the RBI or AD Bank pursuant to the ECB Guidelines or any other regulatory authority.*

“**Day Count Fraction**” means, in respect of the calculation of an amount of interest in accordance with this Condition 5.1:

- (a) if “**Actual/Actual (ICMA)**” is specified in the applicable Pricing Supplement:
  - (i) in the case of Notes where the number of days in the relevant period from (and including) the most recent Interest Payment Date (or, if none, the Interest Commencement Date) to (but excluding) the relevant payment date (the “**Accrual Period**”) is equal to or shorter than the Determination Period during which the

Accrual Period ends, the number of days in such Accrual Period divided by the product of:

- (A) the number of days in such Determination Period; and
  - (B) the number of Determination Dates (as specified in the applicable Pricing Supplement) that would occur in one calendar year; or
- (ii) in the case of Notes where the Accrual Period is longer than the Determination Period during which the Accrual Period ends, the sum of:
- (A) the number of days in such Accrual Period falling in the Determination Period in which the Accrual Period begins divided by the product of (x) the number of days in such Determination Period and (y) the number of Determination Dates that would occur in one calendar year; and
  - (B) the number of days in such Accrual Period falling in the next Determination Period divided by the product of (x) the number of days in such Determination Period and (y) the number of Determination Dates that would occur in one calendar year;
- (b) if “**30/360**” is specified in the applicable Pricing Supplement, the number of days in the period from (and including) the most recent Interest Payment Date (or, if none, the Interest Commencement Date) to (but excluding) the relevant payment date (such number of days being calculated on the basis of a year of 360 days with 12 30-day months) divided by 360; or
- (c) if “**Actual/365 (Fixed)**” is specified in the applicable Pricing Supplement, the actual number of days in the Accrual Period divided by 365.

In these Conditions:

“**Determination Period**” means each period from (and including) a Determination Date to (but excluding) the next Determination Date (including, where either the Interest Commencement Date or the final Interest Payment Date is not a Determination Date, the period commencing on the first Determination Date prior to, and ending on the first Determination Date falling after, such date); and

“**sub-unit**” means, with respect to any currency other than euro, the lowest amount of such currency that is available as legal tender in the country of such currency and, with respect to euro, one cent.

## **5.2 Interest on Floating Rate Notes and Index Linked Interest Notes**

### **(a) Interest Payment Dates**

Each Floating Rate Note and Index Linked Interest Note bears interest on its outstanding nominal amount (or, if it is a Partly Paid Note, the amount paid up) from (and including) the Interest Commencement Date and such interest will be payable in arrear on either:

- (i) the Specified Interest Payment Date(s) in each year specified in the applicable Pricing Supplement; or
- (ii) if no Specified Interest Payment Date(s) is/are specified in the applicable Pricing Supplement, each date (each such date, together with each Specified Interest Payment Date, an “**Interest Payment Date**”) which falls the number of months or other period specified as the Specified Period in the applicable Pricing Supplement after the preceding Interest Payment Date or, in the case of the first Interest Payment Date, after the Interest Commencement Date.

Such interest will be payable in respect of each Interest Period. In these Conditions, “**Interest Period**” means the period from (and including) an Interest Payment Date (or the Interest Commencement Date) to (but excluding) the next (or first) Interest Payment Date.

(b) **Rate of Interest**

The Rate of Interest payable from time to time in respect of Floating Rate Notes and Index Linked Interest Notes will be determined in the manner specified in the applicable Pricing Supplement. The Rate of Interest shall be in accordance with Indian regulatory requirements (including the ECB Guidelines) or any specific approval received by the Issuer from the RBI or AD Bank pursuant to the ECB Guidelines or any other regulatory authority.

(i) *ISDA Determination for Floating Rate Notes*

Where ISDA Determination is specified in the applicable Pricing Supplement as the manner in which the Rate of Interest is to be determined, the Rate of Interest for each Interest Period will be the relevant ISDA Rate plus or minus (as indicated in the applicable Pricing Supplement) the Margin (if any). For the purposes of this sub-paragraph (A), “**ISDA Rate**” for an Interest Period means a rate equal to the Floating Rate that would be determined by the Principal Paying Agent under an interest rate swap transaction if the Principal Paying Agent were acting as Calculation Agent for that swap transaction under the terms of an agreement incorporating the 2006 ISDA Definitions, as published by the International Swaps and Derivatives Association, Inc. and as amended and updated as of the Issue Date of the first Tranche of the Notes (the “**ISDA Definitions**”) and under which:

- (A) the Floating Rate Option is as specified in the applicable Pricing Supplement;
- (B) the Designated Maturity is a period specified in the applicable Pricing Supplement; and
- (C) the relevant Reset Date is the day specified in the applicable Pricing Supplement.

For the purposes of this sub-paragraph (i), Floating Rate, Calculation Agent, Floating Rate Option, Designated Maturity and Reset Date have the meanings given to those terms in the ISDA Definitions.

Unless otherwise stated in the applicable Pricing Supplement the Minimum Rate of Interest shall be deemed to be zero.

(ii) *Screen Rate Determination for Floating Rate Notes*

Where Screen Rate Determination is specified in the applicable Pricing Supplement as the manner in which the Rate of Interest is to be determined, the Rate of Interest for each Interest Period will, subject as provided below, be either:

- (A) the offered quotation; or
- (B) the arithmetic mean (rounded if necessary to the fifth decimal place, with 0.000005 being rounded upwards) of the offered quotations,

(expressed as a percentage rate per annum) for the Reference Rate (being either LIBOR or EURIBOR as specified in the applicable Pricing Supplement) which appears or appear, as the case may be, on the Relevant Screen Page (or such replacement page on that service which displays the information) as of 11.00 a.m. (London time, in case of LIBOR, or Brussels, in the case of EURIBOR) on the

Interest Determination Date in question plus or minus (as indicated in the applicable Pricing Supplement) the Margin (if any), all as determined by the Principal Paying Agent or such other party specified in the applicable Pricing Supplement. If five or more of such offered quotations are available on the Relevant Screen Page, the highest (or, if there is more than one such highest quotation, one only of such quotations) and the lowest (or, if there is more than one such lowest quotation, one only of such quotations) shall be disregarded by the Principal Paying Agent for the purpose of determining the arithmetic mean (rounded as provided above) of such offered quotations.

If the Reference Rate from time to time in respect of Floating Rate Notes is specified in the applicable Pricing Supplement as being other than LIBOR or EURIBOR, the Rate of Interest in respect of such Notes will be determined as provided in the applicable Pricing Supplement.

The Agency Agreement contains provisions for determining the Rate of Interest in the event that the Relevant Screen Page is not available or if, in the case of (A) above, no such offered quotation appears or, in the case of (B) above, fewer than three such offered quotations appear, in each case as of the time specified in the preceding paragraph.

**(c) *Minimum and/or Maximum Rate of Interest***

If the applicable Pricing Supplement specifies a Minimum Rate of Interest for any Interest Period, then, in the event that the Rate of Interest in respect of such Interest Period determined in accordance with the provisions of paragraph (b) above is less than such Minimum Rate of Interest, the Rate of Interest for such Interest Period shall be such Minimum Rate of Interest.

If the applicable Pricing Supplement specifies a Maximum Rate of Interest for any Interest Period, then, in the event that the Rate of Interest in respect of such Interest Period determined in accordance with the provisions of paragraph (b) above is greater than such Maximum Rate of Interest, the Rate of Interest for such Interest Period shall be such Maximum Rate of Interest.

The Rate of Interest shall not exceed the rate of interest as specified under the ECB Guidelines or any specific approval received by the Issuer from the RBI or AD Bank pursuant to the ECB Guidelines or any other regulatory authority.

**(d) *Determination of Rate of Interest and Calculation of Interest Amounts***

The Principal Paying Agent, in the case of Floating Rate Notes, and the Calculation Agent, in the case of Index Linked Interest Notes, will at or as soon as practicable after each time at which the Rate of Interest is to be determined, determine the Rate of Interest for the relevant Interest Period. In the case of Index Linked Interest Notes, the Calculation Agent will notify the Principal Paying Agent of the Rate of Interest for the relevant Interest Period as soon as practicable after calculating the same. If required to be calculated by it, the Principal Paying Agent or, as the case may be, the Calculation Agent shall cause the Final Redemption Amount, Early Redemption Amount, Optional Redemption Amount or any Instalment Amount to be notified to the Issuer, each of the Paying Agents, the Noteholders and, if the Notes are listed on a stock exchange and the rules of such stock exchange or other relevant authority so require, the Issuer will notify such stock exchange or other relevant authority as soon as practicable after it is notified of the same by the Calculation Agent.

The Principal Paying Agent or the Calculation Agent, as the case may be, will calculate the amount of interest (the Interest Amount) payable on the Floating Rate Notes or Index Linked Interest Notes for the relevant Interest Period by applying the Rate of Interest to:

- (A) in the case of Floating Rate Notes or Index Linked Interest Notes which are represented by a Global Note, the aggregate outstanding nominal amount of the Notes represented by such Global Note (or, if they are Partly Paid Notes, the aggregate amount paid up); or
- (B) in the case of Floating Rate Notes or Index Linked Interest Notes in definitive form, the Calculation Amount;

and, in each case, multiplying such sum by the applicable Day Count Fraction, and rounding the resultant figure to the nearest sub-unit of the relevant Specified Currency, half of any such sub-unit being rounded upwards or otherwise in accordance with applicable market convention. Where the Specified Denomination of a Floating Rate Note or an Index Linked Interest Note in definitive form is a multiple of the Calculation Amount, the Interest Amount payable in respect of such Note shall be the product of the amount (determined in the manner provided above) for the Calculation Amount and the amount by which the Calculation Amount is multiplied to reach the Specified Denomination, without any further rounding.

*Each Floating Rate Note or Index Linked Interest Note shall have an interest rate which shall be in accordance with Indian regulatory requirements (including but not limited to the ECB Guidelines) or any specific approval received by the Issuer from the RBI or AD Bank pursuant to the ECB Guidelines or any other regulatory authority.*

“**Day Count Fraction**” means, in respect of the calculation of an amount of interest in accordance with this Condition 5.2:

- (i) if “**Actual/Actual (ISDA)**” or “**Actual/Actual**” is specified in the applicable Pricing Supplement, the actual number of days in the Interest Period divided by 365 (or, if any portion of that Interest Period falls in a leap year, the sum of:
  - (A) the actual number of days in that portion of the Interest Period falling in a leap year divided by 366; and
  - (B) the actual number of days in that portion of the Interest Period falling in a non-leap year divided by 365);
- (ii) if “**Actual/365 (Fixed)**” is specified in the applicable Pricing Supplement, the actual number of days in the Interest Period divided by 365;
- (iii) if “**Actual/365 (Sterling)**” is specified in the applicable Pricing Supplement, the actual number of days in the Interest Period divided by 365 or, in the case of an Interest Payment Date falling in a leap year, 366;
- (iv) if “**Actual/360**” is specified in the applicable Pricing Supplement, the actual number of days in the Interest Period divided by 360;
- (v) if “**30/360**”, “**360/360**” or “**Bond Basis**” is specified in the applicable Pricing Supplement, the number of days in the Interest Period divided by 360, calculated on a formula basis as follows:

$$\text{Day Count Fraction} = \frac{([360 \times (Y1 - Y2)] + [30 \times (M2 - M1)] + (D2 - D1))}{360}$$

Where:

**Y1** is the year, expressed as a number, in which the first day of the Interest Period falls;

**Y2** is the year, expressed as a number, in which the day immediately following the last day of the Interest Period falls;

**M1** is the calendar month, expressed as a number, in which the first day of the Interest Period falls;

**M2** is the calendar month, expressed as a number, in which the day immediately following the last day of the Interest Period falls;

**D1** is the first calendar day, expressed as a number, of the Interest Period, unless such number is 31, in which case D1 will be 30; and

**D2** is the calendar day, expressed as a number, immediately following the last day included in the Interest Period, unless such number would be 31 and D1 is greater than 29, in which case D2 will be 30;

- (vi) if “**30E/360**” or “**Eurobond Basis**” is specified in the applicable Pricing Supplement, the number of days in the Interest Period divided by 360, calculated on a formula basis as follows:

where:

**Y1** is the year, expressed as a number, in which the first day of the Interest Period falls;

**Y2** is the year, expressed as a number, in which the day immediately following the last day of the Interest Period falls;

**M1** is the calendar month, expressed as a number, in which the first day of the Interest Period falls;

**M2** is the calendar month, expressed as a number, in which the day immediately following the last day of the Interest Period falls;

**D1** is the first calendar day, expressed as a number, of the Interest Period, unless such number would be 31, in which case D1 will be 30; and

**D2** is the calendar day, expressed as a number, immediately following the last day included in the Interest Period, unless such number would be 31, in which case D2 will be 30; and

- (vii) if “**30E/360 (ISDA)**” is specified in the applicable Pricing Supplement, the number of days in the Interest Period divided by 360, calculated on a formula basis as follows:

$$\text{Day Count Fraction} = \frac{([360 \times (Y1 - Y2)] + [30 \times (M2 - M1)] + (D2 - D1))}{360}$$

where:

**Y1** is the year, expressed as a number, in which the first day of the Interest Period falls;

**Y2** is the year, expressed as a number, in which the day immediately following the last day of the Interest Period falls;

**M1** is the calendar month, expressed as a number, in which the first day of the Interest Period falls;

**M2** is the calendar month, expressed as a number, in which the day immediately following the last day of the Interest Period falls;

**D1** is the first calendar day, expressed as a number, of the Interest Period, unless (i) that day is the last day of February or (ii) such number would be 31, in which case D1 will be 30; and

**D2** is the calendar day, expressed as a number, immediately following the last day included in the Interest Period, unless (i) that day is the last day of February but not the Maturity Date or (ii) such number would be 31, in which case D2 will be 30.

(e) ***Notification of Rate of Interest and Interest Amounts***

The Principal Paying Agent will cause the Rate of Interest and each Interest Amount for each Interest Period and the relevant Interest Payment Date to be notified to the Issuer and the Issuer will cause the Rate of Interest and each Interest Amount for each Interest Period to be notified to any stock exchange on which the relevant Floating Rate Notes or Index Linked Interest Notes are for the time being listed and notice thereof to be published in accordance with Condition 14 as soon as possible after their determination but in no event later than the fourth London Business Day thereafter. Each Interest Amount and Interest Payment Date so notified may subsequently be amended (or appropriate alternative arrangements made by way of adjustment) without prior notice in the event of an extension or shortening of the Interest Period. Any such amendment will be promptly notified to each stock exchange on which the relevant Floating Rate Notes or Index Linked Interest Notes are for the time being listed and to the Noteholders in accordance with Condition 14. For the purposes of this paragraph, the expression London Business Day means a day (other than a Saturday or a Sunday) on which banks and foreign exchange markets are open for business in London.

(f) ***Certificates to be Final***

All certificates, communications, opinions, determinations, calculations, quotations and decisions given, expressed, made or obtained for the purposes of the provisions of this Condition 5, whether by the Principal Paying Agent or, if applicable, the Calculation Agent, shall (in the absence of wilful default, bad faith, manifest error or proven error) be binding on the Issuer, the Principal Paying Agent, the Registrar, the Calculation Agent (if applicable), the other Paying Agents and all Noteholders, Receiptholders and Couponholders and (in the absence as aforesaid) no liability to the Issuer, the Noteholders, the Receiptholders or the Couponholders shall attach to the Principal Paying Agent or, if applicable, the Calculation Agent in connection with the exercise or non-exercise by it of its powers, duties and discretions pursuant to such provisions.

### **5.3 Benchmark discontinuation**

(a) ***Independent Adviser***

If a Benchmark Event occurs in relation to an Original Reference Rate when any Rate of Interest (or any component part thereof) remains to be determined by reference to such Original Reference Rate, then the Issuer shall use its reasonable endeavours to appoint an Independent Adviser, as soon as reasonably practicable, to determine a Successor Rate, failing which an Alternative Rate (in accordance with Condition 5.3(b)) and, in either case, an Adjustment Spread if any (in accordance with Condition 5.3(c)) and any Benchmark Amendments (in accordance with Condition 5.3(d)).

An Independent Adviser appointed pursuant to this Condition 5.3 shall act in good faith and in a commercially reasonable manner as an expert and in consultation with the Issuer. In the absence of bad faith or fraud, the Independent Adviser shall have no liability whatsoever to the Issuer, the Principal Paying Agent, the Paying Agents, or the Noteholders, the Receiptholders or the Couponholders for any determination made by it, pursuant to this Condition 5.3.

If:

- (i) the Issuer is unable to appoint an Independent Adviser; or
- (ii) the Independent Adviser appointed by it fails to determine a Successor Rate or, failing which, an Alternative Rate in accordance with this Condition 5.3(a) prior to the relevant Interest Determination Date, the Rate of Interest applicable to the next succeeding Interest Period shall be equal to the Rate of Interest last determined in relation to the Notes in respect of the immediately preceding Interest Period. If there has not been a first Interest Payment Date, the Rate of Interest shall be the initial Rate of Interest.

Where a different Margin or Maximum or Minimum Rate of Interest is to be applied to the relevant Interest Period from that which applied to the last preceding Interest Period, the Margin or Maximum or Minimum Rate of Interest relating to the relevant Interest Period shall be substituted in place of the Margin or Maximum or Minimum Rate of Interest relating to that last preceding Interest Period. For the avoidance of doubt, this Condition 5.3(a) shall apply to the relevant next succeeding Interest Period only and any subsequent Interest Periods are subject to the subsequent operation of, and to adjustment as provided in, this Condition 5.3(a).

**(b) *Successor Rate or Alternative Rate***

If the Independent Adviser, determines that:

- (i) there is a Successor Rate, then such Successor Rate shall (subject to adjustment as provided in Condition 5.3(c)) subsequently be used in place of the Original Reference Rate to determine the Rate of Interest (or the relevant component part thereof) for all future payments of interest on the Notes (subject to the operation of this Condition 5.3); or
- (ii) there is no Successor Rate but that there is an Alternative Rate, then such Alternative Rate shall (subject to adjustment as provided in Condition 5.3(c)) subsequently be used in place of the Original Reference Rate to determine the Rate of Interest (or the relevant component part thereof) for all future payments of interest on the Notes (subject to the operation of this Condition 5.3).

**(c) *Adjustment Spread***

If the Independent Adviser determines:

- (i) that an Adjustment Spread is required to be applied to the Successor Rate or the Alternative Rate (as the case may be); and
- (ii) the quantum of, or a formula or methodology for determining, such Adjustment Spread, then such Adjustment Spread shall be applied to the Successor Rate or the Alternative Rate (as the case may be).



(d) **Benchmark Amendments**

If any Successor Rate, Alternative Rate or Adjustment Spread is determined in accordance with this Condition 5.3 and the Independent Adviser, determines:

- (i) that amendments to these Conditions and/or the Agency Agreement are necessary to ensure the proper operation of such Successor Rate, Alternative Rate and/or Adjustment Spread (such amendments, the “**Benchmark Amendments**”); and
- (ii) the terms of the Benchmark Amendments, then the Issuer shall, subject to giving notice thereof in accordance with Condition 5.3(e), without any requirement for the consent or approval of Noteholders, vary these Conditions and/or the Agency Agreement to give effect to such Benchmark Amendments with effect from the date specified in such notice.

At the request of the Issuer, but subject to receipt by the Principal Paying Agent of a certificate signed by two directors of the Issuer pursuant to Condition 5.3(e), the Principal Paying Agent shall (at the expense of the Issuer), without any requirement for the consent or approval of the Noteholders, be obliged to concur with the Issuer in effecting any Benchmark Amendments, provided that the Principal Paying Agent shall not be obliged so to concur if in the opinion of the Principal Paying Agent doing so would impose more onerous obligations upon it or expose it to any additional duties, responsibilities or liabilities or reduce or amend the protective provisions afforded to the Principal Paying Agent in these Conditions in any way.

In connection with any such variation in accordance with this Condition 5.3(d), the Issuer shall comply with the rules of any stock exchange on which the Notes are for the time being listed or admitted to trading.

(e) **Notices, etc.**

Any Successor Rate, Alternative Rate, Adjustment Spread and the specific terms of any Benchmark Amendments, determined under this Condition 5.3 will be notified promptly by the Issuer to the Principal Paying Agent, the Calculation Agent, the Paying Agents and, in accordance with Condition 14, the Noteholders. Such notice shall be irrevocable and shall specify the effective date of the Benchmark Amendments, if any.

No later than notifying the Principal Paying Agent of the same, the Issuer shall deliver to the Principal Paying Agent a certificate signed by two directors of the Issuer:

- (a) confirming:
  - (i) that a Benchmark Event has occurred;
  - (ii) the Successor Rate or, as the case may be, the Alternative Rate and;
  - (iii) where applicable, any Adjustment Spread and/or the specific terms of any Benchmark Amendments, in each case as determined in accordance with the provisions of this Condition 5.3; and
- (b) certifying that the Benchmark Amendments are necessary to ensure the proper operation of such Successor Rate, Alternative Rate and/or Adjustment Spread.

The Principal Paying Agent shall be entitled to rely on such certificate (without liability to any person) as sufficient evidence thereof. The Successor Rate or Alternative Rate and the Adjustment Spread (if any) and the Benchmark Amendments (if any) specified in such certificate will (in the absence of manifest error or bad faith in the determination of the

Successor Rate or Alternative Rate and the Adjustment Spread (if any) and the Benchmark Amendments (if any) and without prejudice to the Principal Paying Agent's ability to rely on such certificate as aforesaid) be binding on the Issuer, the Principal Paying Agent, the Calculation Agent, the Paying Agents and the Noteholders.

(f) ***Survival of Original Reference Rate***

Without prejudice to the obligations of the Issuer under Condition 5.3 (a), (b), (c) and (d), the Original Reference Rate and the fallback provisions provided for in Clauses 8.2(b) and (c) of the Agency Agreement will continue to apply unless and until a Benchmark Event has occurred.

(g) ***Definitions:***

As used in this Condition 5.3:

**“Adjustment Spread”** means either a spread (which may be positive or negative), or the formula or methodology for calculating a spread, in either case, which the Independent Adviser, determines is required to be applied to the Successor Rate or the Alternative Rate (as the case may be) to reduce or eliminate, to the extent reasonably practicable in the circumstances, any economic prejudice or benefit (as the case may be) to Noteholders, Receipholders and Couponholders as a result of the replacement of the Original Reference Rate with the Successor Rate or the Alternative Rate (as the case may be) and is the spread, formula or methodology which:

- (i) in the case of a Successor Rate, is formally recommended in relation to the replacement of the Original Reference Rate with the Successor Rate by any Relevant Nominating Body; or (if no such recommendation has been made, or in the case of an Alternative Rate);
- (ii) the Independent Adviser determines, is recognised or acknowledged as being the industry standard for over-the-counter derivative transactions which reference the Original Reference Rate, where such rate has been replaced by the Successor Rate or the Alternative Rate (as the case may be); (or if the Issuer determines that no such industry standard is recognised or acknowledged);
- (iii) the Independent Adviser, determines to be appropriate.

**“Alternative Rate”** means an alternative benchmark or screen rate which the Independent Adviser, determines in accordance with Condition 5.3(b) is customary in market usage in the international debt capital markets for the purposes of determining rates of interest (or the relevant component part thereof) in the same Specified Currency as the Notes.

**“Benchmark Amendments”** has the meaning given to it in Condition 5.3(d).

**“Benchmark Event”** means:

- (1) the Original Reference Rate ceasing to be published for a period of at least five Business Days or ceasing to exist; or
- (2) a public statement by the administrator of the Original Reference Rate that it has ceased or that it will cease publishing the Original Reference Rate permanently or indefinitely (in circumstances where no successor administrator has been appointed that will continue publication of the Original Reference Rate); or

- (3) a public statement by the supervisor of the administrator of the Original Reference Rate, that the Original Reference Rate has been or will be permanently or indefinitely discontinued; or
- (4) a public statement by the supervisor of the administrator of the Original Reference Rate as a consequence of which the Original Reference Rate will be prohibited from being used either generally, or in respect of the Notes;
- (5) the making of a public statement by the supervisor of the administrator of the Original Reference Rate that the Original Reference Rate will be (or will be deemed by such supervisor to be) no longer representative of its relevant underlying market; or
- (6) it has become unlawful for any Paying Agent, Calculation Agent the Issuer or other party to calculate any payments due to be made to any Noteholder using the Original Reference Rate;

provided that the Benchmark Event shall be deemed to occur (a) in the case of sub-paragraphs (2) and (3) above, on the date of the cessation of publication of the Original Reference Rate or the discontinuation of the Original Reference Rate, as the case may be, (b) in the case of sub-paragraph (4) above, on the date of the prohibition of use of the Original Reference Rate and (c) in the case of sub-paragraph (5) above, on the date with effect from which the Original Reference Rate will no longer be (or will be deemed by the relevant supervisor to no longer be) representative of its relevant underlying market and which is specified in the relevant public statement, and, in each case, not the date of the relevant public statement.

The occurrence of a Benchmark Event shall be determined by the Issuer and promptly notified to the Principal Paying Agent, the Calculation Agent and the Paying Agents. For the avoidance of doubt, neither the Principal Paying Agent, the Calculation Agent nor the Paying Agents shall have any responsibility for making such determination.

**“Independent Adviser”** means an independent financial institution of international repute or an independent financial adviser with appropriate expertise appointed by the Issuer under Condition 5.3(a).

**“Original Reference Rate”** means the originally-specified benchmark or screen rate (as applicable) used to determine the Rate of Interest (or any component part thereof) on the Notes.

**“Relevant Nominating Body”** means, in respect of a benchmark or screen rate (as applicable):

- (i) the central bank for the currency to which the benchmark or screen rate (as applicable) relates, or any central bank or other supervisory authority which is responsible for supervising the administrator of the benchmark or screen rate (as applicable); or
- (ii) any working group or committee sponsored by, chaired or co-chaired by or constituted at the request of (a) the central bank for the currency to which the benchmark or screen rate (as applicable) relates, (b) any central bank or other supervisory authority which is responsible for supervising the administrator of the benchmark or screen rate (as applicable), (c) a group of the aforementioned central banks or other supervisory authorities or (d) the Financial Stability Board or any part thereof.

“**Successor Rate**” means a successor to or replacement of the Original Reference Rate which is formally recommended by any Relevant Nominating Body.

#### **5.4 Interest on Dual Currency Interest Notes**

The rate or amount of interest payable in respect of Dual Currency Interest Notes shall be determined in the manner specified in the applicable Pricing Supplement.

Each Dual Currency Interest Note shall have an interest rate which shall be in accordance with Indian regulatory requirements (including but not limited to the ECB Guidelines) or any specific approval received by the Issuer from the RBI or AD Bank pursuant to the ECB Guidelines or any other statutory or regulatory authority.

#### **5.5 Interest on Partly Paid Notes**

In the case of Partly Paid Notes (other than Partly Paid Notes which are Zero Coupon Notes), interest will accrue as aforesaid on the paid-up nominal amount of such Notes and otherwise as specified in the applicable Pricing Supplement.

Each Partly Paid Note shall have an interest rate which shall be in accordance with Indian regulatory requirements (including but not limited to the ECB Guidelines) or any specific approval received by the Issuer from the RBI or AD Bank pursuant to the ECB Guidelines or any other regulatory authority.

#### **5.6 Accrual of Interest**

Each Note (or in the case of the redemption of part only of a Note, that part only of such Note) will cease to bear interest (if any) from and including the date for its redemption unless, upon due presentation thereof, payment of principal is improperly withheld or refused. In such event, interest will continue to accrue until whichever is the earlier of:

- (a) the date on which all amounts due in respect of such Note have been paid; and
- (b) five days after the date on which the full amount of the moneys payable in respect of such Note has been received by the Principal Paying Agent or the Registrar, as the case may be, and notice to that effect has been given to the Noteholders in accordance with Condition 14.

#### **5.7 Definitions**

In these Conditions, if a Business Day Convention is specified in the applicable Pricing Supplement and (x) if there is no numerically corresponding day on the calendar month in which an Interest Payment Date should occur or (y) if any Interest Payment Date would otherwise fall on a day which is not a Business Day, then, if the Business Day Convention specified is:

- (A) in any case where Specified Periods are specified in accordance with Condition 5.2(a)(ii) above, the Floating Rate Convention, such Interest Payment Date:
  - (a) in the case of (x) above, shall be the last day that is a Business Day in the relevant month and the provisions of (ii) below shall apply *mutatis mutandis*; or
  - (b) in the case of (y) above, shall be postponed to the next day which is a Business Day unless it would thereby fall into the next calendar month, in which event:
    - (i) such Interest Payment Date shall be brought forward to the immediately preceding Business Day; and
    - (ii) each subsequent Interest Payment Date shall be the last Business Day in the month which falls the Specified Period after the preceding applicable Interest Payment Date occurred; or

- (B) the Following Business Day Convention, such Interest Payment Date shall be postponed to the next day which is a Business Day; or
- (C) the Modified Following Business Day Convention, such Interest Payment Date shall be postponed to the next day which is a Business Day unless it would thereby fall into the next calendar month, in which event such Interest Payment Date shall be brought forward to the immediately preceding Business Day; or
- (D) the Preceding Business Day Convention, such Interest Payment Date shall be brought forward to the immediately preceding Business Day.

In these Conditions, “**Business Day**” means:

- (a) a day on which commercial banks and foreign exchange markets settle payments and are open for general business (including dealing in foreign exchange and foreign currency deposits) in each Additional Business Centre specified in the applicable Pricing Supplement; and
- (b) either:
  - (i) in relation to any sum payable in a Specified Currency other than euro, a day on which commercial banks and foreign exchange markets settle payments and are open for general business (including dealing in foreign exchange and foreign currency deposits) in the principal financial centre of the country of the relevant Specified Currency (if other than London and any Additional Business Centre and which, if the Specified Currency is Australian dollars or New Zealand dollars, shall be Sydney and Auckland, respectively); or
  - (ii) in relation to any sum payable in euro, a day on which the Trans-European Automated Real-Time Gross Settlement Express Transfer (TARGET2) System or any successor system (the “**TARGET2 System**”) is open.

## 6 PAYMENTS

### 6.1 Method of payment

Subject as provided below:

- (a) payments in a Specified Currency other than euro will be made by credit or transfer to an account in the relevant Specified Currency maintained by the payee with a bank in the principal financial centre of the country of such Specified Currency (which, if the Specified Currency is Australian dollars or New Zealand dollars, shall be Sydney and Auckland); and
- (b) payments in euro will be made by credit or transfer to a euro account (or any other account to which euro may be credited or transferred) specified by the payee.

### 6.2 Presentation of Definitive Bearer Notes, Receipts and Coupons

Payments of principal in respect of Definitive Bearer Notes will (subject as provided below) be made in the manner provided in Condition 5.1 above only against presentation and surrender (or, in the case of part payment of any sum due, endorsement) of Definitive Bearer Notes, and payments of interest in respect of Definitive Bearer Notes will (subject as provided below) be made as aforesaid only against presentation and surrender (or, in the case of part payment of any sum due, endorsement) of Coupons, in each case at the specified office of any Paying Agent outside the

United States (which expression, as used herein, means the United States of America and its possessions).

Payments of Instalment Amounts (if any) in respect of Definitive Bearer Notes, other than the final instalment, will (subject as provided below) be made in the manner provided in Condition 5.1 above against presentation and surrender (or, in the case of part payment of any sum due, endorsement) of the relevant Receipt in accordance with the preceding paragraph. Payment of the final instalment will be made in the manner provided in Condition 5.1 above only against presentation and surrender (or, in the case of part payment of any sum due, endorsement) of the relevant Bearer Note in accordance with the preceding paragraph. Each Receipt must be presented for payment of the relevant instalment together with the Definitive Bearer Note to which it appertains. Receipts presented without the Definitive Bearer Note to which they appertain do not constitute valid obligations of the Issuer. Upon the date on which any Definitive Bearer Note becomes due and repayable, unmatured Receipts (if any) relating thereto (whether or not attached) shall become void and no payment shall be made in respect thereof.

Fixed Rate Notes in definitive bearer form (other than Dual Currency Notes, Index Linked Notes or Long Maturity Notes (as defined below)) should be presented for payment together with all unmatured Coupons appertaining thereto (which expression shall for this purpose include Coupons falling to be issued on exchange of matured Talons), failing which the amount of any missing unmatured Coupon (or, in the case of payment not being made in full, the same proportion of the amount of such missing unmatured Coupon as the sum so paid bears to the sum due) will be deducted from the sum due for payment. Each amount of principal so deducted will be paid in the manner mentioned above against surrender of the relative missing Coupon at any time before the expiry of 10 years after the Relevant Date (as defined in Condition 8) in respect of such principal (whether or not such Coupon would otherwise have become void under Condition 9) or, if later, five years from the date on which such Coupon would otherwise have become due, but in no event thereafter.

Upon any Fixed Rate Note in definitive bearer form becoming due and repayable prior to its Maturity Date, all unmatured Talons (if any) appertaining thereto will become void and no further Coupons will be issued in respect thereof.

Upon the date on which any Floating Rate Note, Dual Currency Note, Index Linked Note or Long Maturity Note in definitive form becomes due and repayable, unmatured Coupons and Talons (if any) relating thereto (whether or not attached) shall become void and no payment or, as the case may be, exchange for further Coupons shall be made in respect thereof. A “**Long Maturity Note**” is a Fixed Rate Note (other than a Fixed Rate Note which on issue had a Talon attached) whose nominal amount on issue is less than the aggregate interest payable thereon provided that such Note shall cease to be a Long Maturity Note on the Interest Payment Date on which the aggregate amount of interest remaining to be paid after that date is less than the nominal amount of such Note.

If the due date for redemption of any Definitive Bearer Note is not an Interest Payment Date, interest (if any) accrued in respect of such Note from (and including) the preceding Interest Payment Date or, as the case may be, the Interest Commencement Date shall be payable only against surrender of the relevant Definitive Bearer Note.

### **6.3 Payments in respect of Bearer Global Notes**

Payments of principal and interest (if any) in respect of Bearer Notes represented by any Bearer Global Note will (subject as provided below) be made in the manner specified above in relation to Definitive Bearer Notes or otherwise in the manner specified in the relevant Bearer Global Note against presentation or surrender of such Bearer Global Note at the specified office of any Paying Agent outside the United States. A record of each payment made against presentation or surrender

of any Bearer Global Note, distinguishing between any payment of principal and any payment of interest, will be made on such Bearer Global Note by the Paying Agent to which it was presented and such record shall be *prima facie* evidence that the payment in question has been made.

#### 6.4 Payments in respect of Registered Notes

Payments of principal (other than instalments of principal prior to the final instalment) in respect of each Registered Note (whether or not in global form) will be made against presentation and surrender (or, in the case of part payment of any sum due, endorsement) of the Registered Note at the specified office of the Registrar or any of the Paying Agents. Such payments will be made by transfer to the Designated Account (as defined below) of the holder (or the first named of joint holders) of the Registered Note appearing in the register of holders of the Registered Notes maintained by the Registrar (the “**Register**”):

- (i) where in global form, at the close of the business day (being for this purpose, in respect of Notes clearing through Euroclear and Clearstream, a day on which Euroclear and Clearstream are open for business and, in respect of Notes clearing through DTC, a day on which DTC is open for business) before the relevant due date; and
- (ii) where in definitive form, at the close of business on the third business day (being for this purpose a day on which banks are open for business in the city where the specified office of the Registrar is located) before the relevant due date.

For these purposes, “**Designated Account**” means the account (which, in the case of a payment in Japanese yen to a non-resident of Japan, shall be a non-resident account) maintained by a holder with a Designated Bank and identified as such in the Register and “**Designated Bank**” means (in the case of payment in a Specified Currency other than euro) a bank in the principal financial centre of the country of such Specified Currency (which, if the Specified Currency is Australian dollars or New Zealand dollars, shall be Sydney and Auckland, respectively) and (in the case of a payment in euro) any bank which processes payments in euro.

Payments of interest and payments of instalments of principal (other than the final instalment) in respect of each Registered Note (whether or not in global form) will be made by wire transfer in the Specified Currency on the Business Day in the city where the specified office of the Registrar is located immediately preceding the relevant due date to the holder (or the first named of joint holders) of the Registered Note appearing in the Register:

- (i) where in global form, at the close of the business day (being for this purpose, a day on which Euroclear, Clearstream and DTC are open for business) before the relevant due date; and
- (ii) where in definitive form, at the close of business on the fifteenth day (whether or not such fifteenth day is a Business Day) before the relevant due date (the “**Record Date**”) at his address shown in the Register on the Record Date and at his risk.

Upon application of the holder to the specified office of the Registrar not less than three business days in the city where the specified office of the Registrar is located before the due date for any payment of interest in respect of a Registered Note, the payment may be made by transfer on the due date in the manner provided in the preceding paragraph. Any such application for transfer shall be deemed to relate to all future payments of interest (other than interest due on redemption) and instalments of principal (other than the final instalment) in respect of the Registered Notes which become payable to the holder who has made the initial application until such time as the Registrar is notified in writing to the contrary by such holder. Payment of the interest due in respect of each Registered Note on redemption and the final instalment of principal will be made in the same manner as payment of the principal amount of such Registered Note.

No commissions or expenses shall be charged to such holders by the Registrar in respect of any payments of principal or interest in respect of the Registered Notes.

All amounts payable to DTC or its nominee as registered holder of a Registered Global Note in respect of Notes denominated in a Specified Currency other than U.S. dollars shall be paid by transfer by the Registrar to an account in the relevant Specified Currency of the Exchange Agent on behalf of DTC or its nominee for payment in such Specified Currency for conversion into U.S. dollars in accordance with the provisions of the Agency Agreement.

None of the Issuer or the Registrar or any Paying Agent will have any responsibility or liability for any aspect of the records relating to, or payments made on account of, beneficial ownership interests in the Registered Global Notes or for maintaining, supervising or reviewing any records relating to such beneficial ownership interests.

## **6.5 General provisions applicable to payments**

The holder of a Global Note shall be the only person entitled to receive payments in respect of Notes represented by such Global Note and the Issuer will be discharged by payment to, or to the order of, the holder of such Global Note in respect of each amount so paid. Each of the persons shown in the records of Euroclear, Clearstream or DTC as the beneficial holder of a particular nominal amount of Notes represented by such Global Note must look solely to Euroclear, Clearstream or DTC, as the case may be, for his share of each payment so made by the Issuer in respect of such Global Note to, or to the order of, the holder of such Global Note.

Notwithstanding the foregoing provisions of this Condition, if any amount of principal and/or interest in respect of Bearer Notes is payable in U.S. dollars, such U.S. dollar payments of principal and/or interest in respect of such Notes will be made at the specified office of a Paying Agent in the United States only if:

- (a) the Issuer has appointed Paying Agents with specified offices outside the United States with the reasonable expectation that such Paying Agents would be able to make payment in U.S. dollars at such specified offices outside the United States of the full amount of principal and interest on the Bearer Notes in the manner provided above when due;
- (b) payment of the full amount of such principal and interest at all such specified offices outside the United States is illegal or effectively precluded by exchange controls or other similar restrictions on the full payment or receipt of principal and interest in U.S. dollars; and
- (c) such payment is then permitted under United States law without involving, in the opinion of the Issuer, adverse tax consequences to the Issuer.

## **6.6 Payment Day**

If the date for payment of any amount in respect of any Note, Receipt or Coupon is not a Payment Day, the holder thereof shall not be entitled to payment until the next following Payment Day in the relevant place and shall not be entitled to further interest or other payment in respect of such delay. For these purposes, "**Payment Day**" means any day which (subject to Condition 10) is:

- (a) a day on which commercial banks and foreign exchange markets settle payments and are open for general business (including dealing in foreign exchange and foreign currency deposits) in:
  - (i) in the case of Notes in definitive form only, the relevant place of presentation; and
  - (ii) any Additional Financial Centre specified in the applicable Pricing Supplement; and



- (b) either (A) in relation to any sum payable in a Specified Currency other than euro, a day on which commercial banks and foreign exchange markets settle payments and are open for general business (including dealing in foreign exchange and foreign currency deposits) in the principal financial centre of the country of the relevant Specified Currency which, if the Specified Currency is Australian dollars or New Zealand dollars, shall be Sydney and Auckland) or (B) in relation to any sum payable in euro, a day on which the TARGET2 System is open; and
- (c) in the case of any payment in respect of a Registered Global Note denominated in a Specified Currency other than U.S. dollars and registered in the name of DTC or its nominee and in respect of which an accountholder of DTC (with an interest in such Registered Global Note) has elected to receive any part of such payment in U.S. dollars, a day other than a Saturday or Sunday or any other day on which commercial banks are not authorized or required by law or regulation to be closed in New York City.

#### **6.7 Interpretation of principal and interest**

Any reference in these Conditions to principal in respect of the Notes shall be deemed to include, as applicable:

- (a) any additional amounts which may be payable with respect to principal under Condition 8;
- (b) the Final Redemption Amount of the Notes;
- (c) the Early Redemption Amount of the Notes;
- (d) the Optional Redemption Amount(s) (if any) of the Notes;
- (e) in relation to Notes redeemable in instalments, the Instalment Amounts;
- (f) in relation to Zero Coupon Notes, the Amortised Face Amount (as defined in Condition 7.5); and
- (g) any premium and any other amounts (other than interest) which may be payable by the Issuer under or in respect of the Notes.

Any reference in these Conditions to interest in respect of the Notes shall be deemed to include, as applicable, any additional amounts which may be payable with respect to interest under Condition 8.

#### **6.8 Payments Subject to Fiscal and Other Laws**

Payments will be subject in all cases, to (i) any fiscal or other laws and regulations applicable thereto, but without prejudice to the provisions of Condition 8, in the place of payment, (ii) any withholding or deduction required pursuant to an agreement described in Section 1471(b) of the U.S. Internal Revenue Code of 1986 (the “**Code**”) or otherwise imposed pursuant to Section 1471 through 1474 of the Code, any regulation or agreements thereunder, official interpretations thereof, or any law implementing an intergovernmental approach thereto, and (iii) any withholding or deduction required pursuant to Section 871(m) of the Code (“**871(m) Withholding**”). In addition, in determining the amount of 871(m) Withholding imposed with respect to any amounts to be paid on the Notes, the Issuer shall be entitled to withhold on any “dividend equivalent” (as defined for purposes of Section 871(m) of the Code) at the highest rate applicable to such payments regardless of any exemption from, or reduction in, such withholding otherwise available under applicable law.

Payments on the Notes that reference U.S. securities or an index that includes U.S. securities may be calculated by reference to dividends on such U.S. securities that are reinvested at a rate of 70%. In such case, in calculating the relevant payment amount, the holder will be deemed to receive, and

the Issuer will be deemed to withhold, 30% of any dividend equivalent payments (as defined in Section 871(m) of the Code) in respect of the relevant U.S. securities. The Issuer will not pay any additional amounts to the holder on account of the Section 871(m) amount deemed withheld.

## **7 REDEMPTION AND PURCHASE**

### **7.1 Redemption at Maturity**

Unless previously redeemed or purchased and cancelled as specified below, each Note (including each Index Linked Redemption Note and Dual Currency Redemption Note) will be redeemed by the Issuer at its Final Redemption Amount specified in, or determined in the manner specified in, the applicable Pricing Supplement in the relevant Specified Currency on the Maturity Date.

### **7.2 Redemption for Tax Reasons**

The Notes may be redeemed at the option of the Issuer in whole, but not in part, at any time (if the Notes are neither a Floating Rate Note, an Index Linked Interest Note nor a Dual Currency Note) or on any Interest Payment Date (if the Notes are either a Floating Rate Note, an Index Linked Interest Note or a Dual Currency Interest Note), on giving not less than 30 nor more than 60 days' notice to the Principal Paying Agent and, in accordance with Condition 14, the Noteholders (which notice shall be irrevocable), if:

- (a) on the occasion of the next payment due under the Notes, the Issuer has or will become obliged to pay additional amounts as provided or referred to in Condition 8 as a result of any change in, or amendment to, the laws or regulations of a Tax Jurisdiction (as defined in Condition 8) or any change in the application or official interpretation of such laws or regulations, which change or amendment becomes effective on or after the date on which agreement is reached to issue the first Tranche of the Notes for such Series; and
- (b) such obligation cannot be avoided by the Issuer taking reasonable measures available to it,

provided that no such notice of redemption shall be given earlier than 90 days prior to the earliest date on which the Issuer would be obliged to pay such additional amounts were a payment in respect of the Notes then due.

Prior to the publication of any notice of redemption pursuant to this Condition, the Issuer shall deliver to the Principal Paying Agent to make available at its specified office (during the hours of 9:30 a.m. to 3 p.m., Mondays to Fridays (except public holidays)) to the Noteholders (1) a certificate signed by an authorised officer of the Issuer stating that the Issuer is entitled to effect such redemption and setting forth a statement of facts showing that the conditions precedent to the right of the Issuer so to redeem have occurred, and (2) an opinion of independent legal advisers of recognised standing to the effect that the Issuer has or will become obliged to pay such additional amounts as a result of such change or amendment.

Notes redeemed pursuant to this Condition 7.2 will be redeemed at their Early Redemption Amount referred to in Condition 7.5 below together (if appropriate) with interest accrued to (but excluding) the date of redemption.

*ECB Guidelines require the Issuer to obtain the prior approval of the RBI or AD Bank, as the case may be, before providing notice for or effecting such a redemption prior to the Maturity Date and such approval may not be forthcoming.*

### 7.3 Redemption upon Change of Control

Within 15 days following any Change in Control, the Issuer will give notice to the Noteholders and the Principal Paying Agent in accordance with Condition 14 stating that a Change in Control has occurred.

Following the occurrence of a Change in Control, each Noteholder will have the right to require the Issuer to redeem any of the Notes held by such Noteholder at their principal amount outstanding together with interest (including additional amounts pursuant to Condition 8 if any) accrued to (but excluding) the date of redemption.

To exercise the right to require redemption of any Notes, the holder of the Notes must deliver such Notes at the specified office of any Paying Agent, in the case of Bearer Notes, or of any Transfer Agent or the Registrar, in the case of Registered Notes, on any business day (being, in relation to any place, a day (other than a Saturday or a Sunday) on which banks and foreign exchange markets are open for business in that place) at the place of such specified office falling within the notice period, accompanied by a duly signed and completed notice of exercise in the form (for the time being current and which may, if this Note is held in a clearing system, be any form acceptable to the clearing system delivered in a manner acceptable to the clearing system) obtainable from any specified office of any Paying Agent, Transfer Agent or the Registrar (a “**Put Notice**”) and in which the holder must specify a bank account to which payment is to be made under this paragraph accompanied by such Notes or evidence satisfactory to the relevant Paying Agent, Transfer Agent or the Registrar, as the case may be, that such Notes will, following the delivery of the Put Notice, be held to its order or under its control.

Subject to the receipt of RBI approvals, the Issuer is obliged to redeem any such Notes on the first business day in the place where such redemption notice is deposited falling 30 days after such deposit.

A Put Notice given by a holder of any Note shall be irrevocable and no Note deposited with a Paying Agent, Transfer Agent or the Registrar pursuant to this Condition 7.3 may be withdrawn without the prior written consent of the Issuer.

The right of any Noteholder to require the Issuer to redeem any Note upon a Change in Control is not conditional upon a Change in Control notice having been given by the Issuer, but will, if such notice is given by the Issuer, be exercised by such Noteholder within 45 days of the giving of such notice.

A “Change in Control” occurs when:

- (a) where the Issuer is not merged into another Person or acquired by another Person, (i) the Government of India ceases to own or (ii) no Government of India Entity individually owns, in each case, directly or indirectly, more than 50 per cent. of the voting rights of the issued share capital of the Issuer;
- (b) where the Issuer is acquired by another Person, the Government of India does not own, directly or indirectly, more than 50 per cent. of the voting rights of the issued share capital of such Person; or such Person ceases to own, directly or indirectly, more than 50 per cent. of the voting rights of the issued share capital of the Issuer;
- (c) any Person (other than (x) the Government of India or (y) a Government of India Entity) acquires Control of the Issuer; or
- (d) the Issuer consolidates with or merges into or sells or transfers all or substantially all of its assets to any other Person, unless the consolidation, merger, sale or transfer will not result in

the Government of India losing Control over the Issuer, such other Person or the successor entity (as applicable).

*As of the date of this Offering Circular, the Government of India does not own, directly or indirectly, more than 50 per cent. of the voting rights of the issued share capital of the Issuer, and, for the avoidance of doubt, paragraph (a)(i) of the definition of “Change in Control” above shall only be relevant if, after the date of this Offering Circular, the Government of India does own, directly or indirectly, more than 50 per cent. of the voting rights of the issued share capital of the Issuer.*

In this Condition 7.3:

“**Control**” means:

- (i) the ownership or control of more than 50 per cent. of the voting rights of the issued share capital of the Issuer; or
- (ii) the right to control or be able to direct the affairs and composition of the board of directors or equivalent body of the Issuer, whether obtained directly or indirectly, and whether obtained by ownership of share capital, the possession of voting rights, contract or otherwise;

“**Government of India Entity**” means a Person in whom the Government of India owns, directly or indirectly, more than 50 per cent. of the voting rights of its share capital; and

“**Persons**” includes any individual, company, corporation, firm, partnership, joint venture, undertaking, association, organisation, trust, state or agency of a state (in each case whether or not being a separate legal entity) but does not include the Issuer’s board of directors or any other governing board and does not include the Issuer’s wholly owned direct or indirect subsidiaries.

*ECB Guidelines require the Issuer to obtain the prior approval of the RBI or the AD Bank, as the case may be, before providing notice for or effecting such a redemption prior to the Maturity Date and such approval may not be forthcoming.*

#### **7.4 Redemption at the Option of the Issuer (Issuer Call)**

If Issuer Call is specified in the applicable Pricing Supplement, the Issuer may, having given:

- (a) not less than 15 nor more than 30 days’ notice to the Noteholders in accordance with Condition 14; and
- (b) not less than 15 days before the giving of the notice referred to in Condition 7.4(a), notice to:
  - (i) the Principal Paying Agent; and
  - (ii) in the case of a redemption of Registered Notes, the Registrar,

(which notices shall specify the date fixed for redemption and which shall be irrevocable), redeem all or some only of the Notes then outstanding on any Optional Redemption Date(s) and at the Optional Redemption Amount(s) specified in, or determined in the manner specified in, the applicable Pricing Supplement together, if appropriate, with interest accrued to (but excluding) the relevant Optional Redemption Date. Any such redemption must be of a nominal amount not less than the Minimum Redemption Amount and/or not more than the Maximum Redemption Amount, in each case as may be specified in the applicable Pricing Supplement. In the case of a partial redemption of Notes, the Notes to be redeemed (“**Redeemed Notes**”) will:

- (i) in the case of Redeemed Notes represented by definitive Notes, be selected individually by lot not more than 30 days prior to the date fixed for redemption; and

- (ii) in the case of Redeemed Notes represented by a Global Note, be selected in accordance with the rules of Euroclear and/or Clearstream and/or, as the case may be, DTC.

In the case of Redeemed Notes represented by definitive Notes, a list of the serial numbers of such Redeemed Notes will be published in accordance with Condition 14 not less than 15 days prior to the date fixed for redemption.

*ECB Guidelines require the Issuer to obtain the prior approval of the RBI or the AD Bank, as the case may be, before providing notice for or effecting such a redemption prior to the Maturity Date and such approval may not be forthcoming.*

## **7.5 Early Redemption Amounts**

For the purpose of Condition 7.2 above and Condition 10, each Note will be redeemed at its Early Redemption Amount calculated as follows:

- (a) in the case of a Note with a Final Redemption Amount equal to the Issue Price, at the Final Redemption Amount thereof;
- (b) in the case of a Note (other than a Zero Coupon Note but including an Instalment Note and Partly Paid Note) with a Final Redemption Amount which is or may be less or greater than the Issue Price or which is payable in a Specified Currency other than that in which the Note is denominated, at the amount specified in, or determined in the manner specified in, the applicable Pricing Supplement or, if no such amount or manner is so specified in the applicable Pricing Supplement, at its nominal amount; or
- (c) in the case of a Zero Coupon Note, at an amount (the “**Amortised Face Amount**”) calculated in accordance with the following formula:

$$\text{Early Redemption Amount} = \text{RP} \times (+\text{AY})^y$$

where:

“**RP**” means the Reference Price;

“**AY**” means the Accrual Yield expressed as a decimal; and

“**y**” is the Day Count Fraction specified in the applicable Pricing Supplement which will be either (i) 30/360 (in which case the numerator will be equal to the number of days (calculated on the basis of a 360-day year consisting of 12 months of 30 days each) from (and including) the Issue Date of the first Tranche of the Notes to (but excluding) the date fixed for redemption or (as the case may be) the date upon which such Note becomes due and repayable and the denominator will be 360) or (ii) Actual/360 (in which case the numerator will be equal to the actual number of days from (and including) the Issue Date of the first Tranche of the Notes to (but excluding) the date fixed for redemption or (as the case may be) the date upon which such Note becomes due and repayable and the denominator will be 360) or (iii) Actual/365 (in which case the numerator will be equal to the actual number of days from (and including) the Issue Date of the first Tranche of the Notes to (but excluding) the date fixed for redemption or (as the case may be) the date upon which such Note becomes due and repayable and the denominator will be 365),

or on such other calculation basis as may be specified in the applicable Pricing Supplement.

## **7.6 Instalments**

Instalment Notes will be redeemed in the Instalment Amounts and on the Instalment Dates. In the case of early redemption, the Early Redemption Amount will be determined pursuant to Condition 7.5 above.

### **7.7 Partly Paid Notes**

Partly Paid Notes will be redeemed, whether at maturity, early redemption or otherwise, in accordance with the provisions of this Condition and the applicable Pricing Supplement.

### **7.8 Purchases**

The Issuer or any Subsidiary (as defined in the Agency Agreement) of the Issuer may at any time purchase Notes (provided that, in the case of Definitive Bearer Notes, all unmatured Receipts, Coupons and Talons appertaining thereto are purchased therewith) at any price in the open market or otherwise. Such Notes may be held, reissued, resold or, at the option of the Issuer surrendered to any Paying Agent and/or the Registrar for cancellation in accordance with applicable laws.

### **7.9 Cancellation**

All Notes which are redeemed will forthwith be cancelled (together with all unmatured Receipts, Coupons and Talons attached thereto or surrendered therewith at the time of redemption). All Notes so cancelled and any Notes purchased and cancelled pursuant to Condition 7.8 above (together with all unmatured Receipts, Coupons and Talons cancelled therewith) shall be forwarded to the Principal Paying Agent (which shall notify the Registrar of such cancelled Notes in the case of Registered Notes) and may not be reissued or resold.

### **7.10 Late payment on Zero Coupon Notes**

If the amount payable in respect of any Zero Coupon Note upon redemption of such Zero Coupon Note pursuant to Conditions 7.1, 7.2 or 7.3 above or upon its becoming due and repayable as provided in Condition 10 is improperly withheld or refused, the amount due and repayable in respect of such Zero Coupon Note shall be the amount calculated as provided in Condition 7.5(c) above as though the references therein to the date fixed for the redemption or the date upon which such Zero Coupon Note becomes due and payable were replaced by references to the date which is the earlier of:

- (i) the date on which all amounts due in respect of such Zero Coupon Note have been paid; and
- (ii) five days after the date on which the full amount of the moneys payable in respect of such Zero Coupon Note has been received by the Principal Paying Agent or the Registrar and notice to that effect has been given to the Noteholders in accordance with Condition 14.

## **8 TAXATION**

### **8.1 Payment without Withholding**

All payments of principal and interest in respect of the Notes, Receipts and Coupons by or on behalf of the Issuer will be made without withholding or deduction for or on account of any present or future taxes levied by or on behalf of any Tax Jurisdiction unless such withholding or deduction is required by law. In such event, the Issuer will pay such additional amounts as shall be necessary in order that the net amounts received by the holders of the Notes, Receipts or Coupons after such withholding or deduction shall equal the respective amounts of principal and interest which would otherwise have been receivable in respect of the Notes, Receipts or Coupons, as the case may be, in the absence of such withholding or deduction (the “**Additional Amounts**”); except that no such Additional Amounts shall be payable with respect to any Note, Receipt or Coupon:

- (a) the holder of which is liable for such taxes or duties in respect of such Note, Receipt or Coupon by reason of his having some connection with a Tax Jurisdiction other than the mere holding of such Note, Receipt or Coupon; or

- (b) presented for payment more than 30 days after the Relevant Date (as defined below) except to the extent that the holder thereof would have been entitled to an Additional Amount on presenting the same for payment on such thirtieth day assuming that day to have been a Payment Day (as defined in Condition 6.6); or
- (c) presented for payment by or on behalf of a holder of such Note, Receipt or Coupon who, at the time of such presentation, is able to avoid such withholding or deduction by making a declaration of non-residence or other similar claim for exemption and does not make such declaration or claim; or
- (d) where such withholding or deduction is required pursuant to agreement described in Section 1471(b) of the Code or otherwise imposed pursuant to Section 1471 through 1474 of the Code, any regulation or agreements thereunder, official interpretations thereof, or any law implementing an intergovernmental approach thereto.

*Any payments made by the Issuer are required to be within the all-in-cost ceilings prescribed under the ECB Guidelines and in accordance with any specific approval received by the Issuer from the RBI or AD Bank pursuant to the ECB Guidelines or any other statutory or regulatory authority.*

## **8.2 Interpretation**

As used herein:

- (i) “**Relevant Date**” means the date on which such payment first becomes due, except that, if the full amount of the moneys payable has not been duly received by the Principal Paying Agent or, as the case may be, the Registrar on or prior to such due date, it means the date on which, the full amount of such moneys having been so received, notice to that effect is duly given to the Noteholders in accordance with Condition 14; and
- (ii) “**Tax Jurisdiction**” means India or any political subdivision or any authority thereof or therein having power to tax in respect of payments made by the Issuer of principal and interest in respect of the Notes, Receipts and Coupons.

## **9 PRESCRIPTION**

The Notes (whether bearer or registered form), Receipts and Coupons will become void unless presented for payment within a period of seven years (in the case of principal) and five years (in the case of interest) after the Relevant Date (as defined in Condition 8) therefor.

There shall not be included in any Coupon sheet issued on exchange of a Talon any Coupon the claim for payment in respect of which would be void pursuant to this Condition or Condition 6.2 or any Talon which would be void pursuant to Condition 6.2.

## **10 EVENTS OF DEFAULT AND ENFORCEMENT**

### **10.1 Events of Default**

If any one or more of the following events (each an “**Event of Default**”) shall occur and be continuing and subject to receipt of prior RBI or AD Bank approval:

- (a) if default is made in the payment of any principal or interest due in respect of the Notes or any of them; or
- (b) if the Issuer fails to perform or observe any of its other obligations under these Conditions and (except in any case where the failure is incapable of remedy, when no continuation or notice as is hereinafter mentioned will be required) the failure continues for the period of 30

business days following the service by a Noteholder on the Issuer of notice requiring the same to be remedied; or

- (c) if:
  - (i) the Issuer or any of its Subsidiaries fails to make any payment in respect of any Indebtedness for Borrowed Money on the due date for payment or, as the case may be, within any applicable grace period originally provided for;
  - (ii) any security given by the Issuer or any of its Subsidiaries for any Indebtedness for Borrowed Money becomes enforceable; or
  - (iii) default is made by the Issuer or any of its Subsidiaries in making any payment due under any guarantee and/or indemnity given by it in relation to any Indebtedness for Borrowed Money of any other person;

provided that no event described in this subparagraph 10.1(c) shall constitute an Event of Default unless the relevant amount of Indebtedness for Borrowed Money or other relative liability due and unpaid, either alone or when aggregated (without duplication) with other amounts of Indebtedness for Borrowed Money and/or other liabilities due and unpaid relative to all (if any) other events specified in (i) to (iii) above, amounts to at least U.S.\$100,000,000 (or its equivalent in any other currency); or

- (d) if any order is made by any competent court or resolution is passed for the winding up or dissolution of the Issuer or any of its Material Subsidiaries, save for the purposes of reorganisation on terms approved in writing by an Extraordinary Resolution of the Noteholders; or
- (e) if the Issuer or any of its Material Subsidiaries ceases or threatens to cease to carry on the whole or a substantial part of its business, save for the purposes of reorganisation on terms approved in writing by an Extraordinary Resolution of the Noteholders, or the Issuer or any of its Material Subsidiaries stops or threatens to stop payment of, or is unable to, or admits inability to, pay its debts (or any class of its debts) as they fall due or is deemed unable to pay its debts pursuant to or for the purposes of any applicable law, or is adjudicated or found bankrupt or insolvent; or
- (f) if (i) proceedings are initiated against the Issuer or any of its Material Subsidiaries under any applicable liquidation, insolvency, composition, reorganisation or other similar laws or an application is made (or documents filed with a court) for the appointment of an administrative or other receiver, manager, administrator or other similar official, or an administrative or other receiver, manager, administrator or other similar official is appointed, in relation to the Issuer or any of its Material Subsidiaries or, as the case may be, in relation to the whole or any part of the undertaking or assets of any of them or an encumbrancer takes possession of the whole or any part of the undertaking or assets of any of them, or a distress, execution, attachment, sequestration or other process is levied, enforced upon, sued out or put in force against the whole or any part of the undertaking or assets of any of them, and (ii) in any such case (other than the appointment of an administrator) unless initiated by the relevant company is not discharged within 30 business days; or
- (g) if the Issuer or any of its Material Subsidiaries (or their respective directors or shareholders) initiates or consents to judicial proceedings relating to itself under any applicable liquidation, insolvency, composition, reorganisation or other similar laws (including the obtaining of a moratorium) or makes a conveyance or assignment for the benefit of, or enters into any composition or other arrangement with, its creditors generally (or any class of its creditors)



or any meeting is convened to consider a proposal for an arrangement or composition with its creditors generally (or any class of its creditors); or

- (h) if any government authority or agency condemns, seizes, compulsorily purchases or expropriates all or any material part of the assets or shares of the Issuer or any of its Material Subsidiaries without fair compensation; or
- (i) a moratorium (which expression shall not include any deferral of principal originally contemplated and made in accordance with the terms of any loan or other financing related agreement) is agreed or declared by the Issuer in respect of any Indebtedness for Borrowed Money (including any obligations arising under guarantees) of the Issuer or any of its Material Subsidiaries; or
- (j) if the Issuer or any of its Material Subsidiaries is or becomes entitled or subject to, or is declared by law or otherwise to be protected by, immunity (sovereign or otherwise) and Condition 19.4 is held to be invalid or unenforceable; or
- (k) it is or will become unlawful for the Issuer to perform or comply with any one or more of its obligations under any of the Notes,

then any holder of a Note may, by written notice to the Issuer at the specified office of the Principal Paying Agent, effective upon the date of receipt thereof by the Principal Paying Agent, declare any Notes held by the holder to be forthwith due and payable whereupon the same shall become forthwith due and payable at the Early Redemption Amount, together with accrued interest (if any) to the date of repayment, without presentment, demand, protest or other notice of any kind.

*ECB Guidelines require the Issuer to obtain the prior approval of the RBI or the AD Bank, as the case may be, before effecting a redemption of Notes prior to their stated maturity even in case of an event of default and such approval may not be forthcoming.*

## **11 REPLACEMENT OF NOTES, RECEIPTS, COUPONS AND TALONS**

Should any Note, Receipt, Coupon or Talon be lost, stolen, mutilated, defaced or destroyed, it may be replaced subject to applicable laws, regulations and relevant stock exchange regulations at the specified office of the Principal Paying Agent (in the case of Bearer Notes, Receipts or Coupons) or the Registrar (in the case of Registered Notes) upon payment by the claimant of such costs and expenses as may be incurred in connection therewith and on such terms as to evidence and indemnity as the Issuer and the Principal Paying Agent may reasonably require. Mutilated or defaced Notes, Receipts, Coupons or Talons must be surrendered before replacements will be issued.

## **12 PAYING AGENTS, REGISTRAR AND TRANSFER AGENTS**

The names of the initial Paying Agents, the initial Registrar and the other initial Transfer Agents and their initial specified offices are set out below.

The Issuer is entitled to vary or terminate the appointment of the Principal Paying Agent, Paying Agent, Registrar or Transfer Agent and/or appoint additional or other Paying Agents, Registrar or Transfer Agents and/or approve any change in the specified office through which any Agent acts, provided that:

- (a) there will at all times be the Principal Paying Agent and a Registrar;
- (b) so long as the Notes are listed on any stock exchange, there will at all times be a Paying Agent, which may be the Principal Paying Agent, and Transfer Agent with a specified office in such place as may be required by the rules and regulations of the relevant stock exchange (or any other relevant authority);

- (c) so long as any of the Registered Global Notes denominated in a Specified Currency other than U.S. dollars are held through DTC or its nominee, there will at all times be an Exchange Agent; and
- (d) so long as the Notes are listed on the SGX-ST, the India INX or the NSE IFSC, if the Notes are issued in definitive form, (i) in relation to Notes listed on the SGX-ST, there will at all times be a Paying Agent in Singapore unless the Issuer obtains an exemption from the SGX-ST, and (ii) the Issuer will make through the SGX ST, the India INX or the NSE IFSC, an announcement of the exchange that will include all material information with respect to the delivery of the Notes issued in definitive form, including, in relation to Notes listed on the SGX-ST, details of the paying agent in Singapore.

In addition, the Issuer shall forthwith appoint a Paying Agent having a specified office in New York City in the circumstances described in Condition 6.5. Notice of any variation, termination, appointment or change in Paying Agents will be given promptly to the Noteholders by the Issuer in accordance with Condition 14.

In acting under the Agency Agreement, the Paying Agents, Registrar and the Transfer Agents act solely as agents of the Issuer and do not assume any obligation to, or relationship of agency or trust with, any Noteholders, Receiptholders or Couponholders. The Agency Agreement contains provisions permitting any entity into which any Agent is merged or converted or with which it is consolidated or to which it transfers all or substantially all of its assets to become the successor agent.

### **13 EXCHANGE OF TALONS**

On and after the Interest Payment Date on which the final Coupon comprised in any Coupon sheet matures, the Talon (if any) forming part of such Coupon sheet may be surrendered at the specified office of the Principal Paying Agent or any other Paying Agent in exchange for a further Coupon sheet including (if such further Coupon sheet does not include Coupons to (and including) the final date for the payment of interest due in respect of the Note to which it appertains) a further Talon, subject to the provisions of Condition 9.

### **14 NOTICES**

Notices to holders of Registered Notes will be deemed to be validly given if sent by first class mail or (if posted to an overseas address) by air mail to them at their respective addresses as recorded in the Register and will be deemed to have been validly given on the fourth day after the date of such mailing and, in addition, for so long as any Registered Notes are listed on a stock exchange or are admitted to trading by another relevant authority and the rules of that stock exchange or relevant authority so require, such notice will be published on the website of the relevant stock exchange or relevant authority and/or in a daily newspaper of general circulation in the place or places required by those rules.

All notices regarding the Bearer Notes will be deemed to be validly given if published in a leading daily newspaper of general circulation in Asia or such other English language daily newspaper with general circulation in Asia. It is expected that such publication will be made in the Asian Wall Street Journal. The Issuer shall also ensure that notices are duly published in a manner which complies with the rules and regulations of any stock exchange (or any other relevant authority) on which the Notes are for the time being listed including publication on the website of the relevant stock exchange or relevant authority if required by those rules. Any such notice will be deemed to have been given on the date of the first publication or, where required to be published in more than one newspaper, on the date of the first publication in all required newspapers.

Until such time as any definitive Notes are issued, there may, so long as any Global Notes representing the Notes are held in their entirety on behalf of Euroclear and/or Clearstream and/or DTC, be substituted for such publication in such newspaper(s) or such websites or such mailing the delivery by electronic mail of

the relevant notice by the Principal Paying Agent to Euroclear and/or Clearstream and/or DTC for communication by them to the holders of the Notes and, in addition, for so long as any Notes are listed on a stock exchange and the rules of that stock exchange (or any other relevant authority) so require, such notice will be published on the website of the relevant stock exchange or relevant authority and/or in a daily newspaper of general circulation in the place or places required by the rules of that stock exchange (or any other relevant authority). Any such notice shall be deemed to have been given to the holders of the Notes on the day on which the said notice was given to Euroclear and/or Clearstream and/or DTC.

Notices to be given by any Noteholder shall be in writing and given by lodging the same, together (in the case of any Note in definitive form) with the relative Note or Notes, with the Principal Paying Agent (in the case of Bearer Notes) or the Registrar (in the case of Registered Notes). Whilst any of the Notes are represented by a Global Note, such notice may be given by any holder of a Note to the Principal Paying Agent or the Registrar through Euroclear and/or Clearstream and/or DTC, as the case may be, in such manner as the Principal Paying Agent, the Registrar and Euroclear and/or Clearstream and/or DTC, as the case may be, may approve for this purpose.

Receiptholders and Couponholders will be deemed for all purposes to have notice of the contents of any notice given to Noteholders in accordance with this Condition 14.

## **15 MEETINGS OF NOTEHOLDERS, MODIFICATION, WAIVER AND SUBSTITUTION**

The Agency Agreement contains provisions for convening meetings of the Noteholders to consider any matter affecting their interests, including the sanctioning by Extraordinary Resolution of a modification of the Notes, the Receipts, the Coupons or any of the provisions of the Agency Agreement. Such a meeting may be convened by the Issuer and shall be convened by the Issuer if required in writing by Noteholders holding not less than 5 per cent. in nominal amount of the Notes for the time being remaining outstanding. The quorum at any such meeting for passing an Extraordinary Resolution is one or more persons holding or representing not less than 50 per cent. in nominal amount of the Notes for the time being outstanding, or at any adjourned meeting one or more persons being or representing Noteholders whatever the nominal amount of the Notes so held or represented, except that at any meeting the business of which includes the modification of certain provisions of the Notes, the Receipts or the Coupons (including modifying the date of maturity of the Notes or any date for payment of interest thereon, reducing or cancelling the amount of principal or the rate of interest payable in respect of the Notes (except as a result of any modification contemplated in Condition 5.3) or altering the currency of payment of the Notes, the Receipts or the Coupons), the quorum shall be one or more persons holding or representing not less than two-thirds in nominal amount of the Notes for the time being outstanding, or at any adjourned such meeting one or more persons holding or representing not less than one-third in nominal amount of the Notes for the time being outstanding. The Agency Agreement provides that (i) a resolution passed at a meeting duly convened and held in accordance with the Agency Agreement by a majority consisting of not less than three-fourths of the votes cast on such resolution, (ii) a resolution in writing signed by or on behalf of the holders of not less than three-fourths in nominal amount of the Notes for the time being outstanding or (iii) consent given by way of electronic consents through the relevant clearing system(s) (in a form satisfactory to the Principal Paying Agent) by or on behalf of the holders of not less than three-fourths in nominal amount of the Notes for the time being outstanding, shall, in each case, be effective as an Extraordinary Resolution of the Noteholders. An Extraordinary Resolution passed by the Noteholders will be binding on all the Noteholders, whether or not they are present at any meeting, and whether or not they voted on the resolution, and on all Receiptholders and Couponholders.

The Principal Paying Agent and the Issuer may agree, without the consent of the Noteholders, Receiptholders or Couponholders, to:

- (i) any modification (except such modifications in respect of which an increased quorum is required as mentioned above) of the Notes, the Receipts, the Coupons or the Agency Agreement which, in the opinion of the Issuer, is not prejudicial to the interests of the Noteholders; or
- (ii) any modification of the Notes, the Receipts, the Coupons or the Agency Agreement which is of a formal, minor or technical nature or is made to correct a manifest or proven error or to comply with mandatory provisions of law.

Any such modification shall be binding on the Noteholders, the Receiptholders and the Couponholders and any such modification shall be notified to the Noteholders in accordance with Condition 14 as soon as practicable thereafter.

## **16 FURTHER ISSUES**

The Issuer shall be at liberty from time to time without the consent of the Noteholders, the Receiptholders or the Couponholders to create and issue further notes having terms and conditions the same as the Notes or the same in all respects save for the amount and date of the first payment of interest thereon and the date from which interest starts to accrue and so that the same shall be consolidated and form a single Series with the outstanding Notes.

## **17 PROVISION OF INFORMATION**

The Issuer has covenanted for the benefit of the Noteholders, Receiptholders and Couponholders that for so long as any Notes remain outstanding and are “restricted securities” (as defined in Rule 144(a)(3) under the Securities Act), the Issuer shall, during any period in which it is neither subject to Section 13 or 15(d) of the Exchange Act nor exempt from reporting pursuant to Rule 12g3-2(b) under the Exchange Act, make available to any Noteholder, Receiptholder or Couponholder of, or beneficial owner of an interest in, such Notes, Receipts or Coupons in connection with any resale thereof and to any prospective purchaser designated by such Noteholder, Receiptholder or Couponholder or beneficial owner, in each case upon request, the information specified in, and meeting the requirements of, Rule 144A(d)(4) under the Securities Act.

## **18 CONTRACTS (RIGHTS OF THIRD PARTIES) ACT 1999**

No rights are conferred on any person under the Contracts (Rights of Third Parties) Act 1999 to enforce any term of this Note, but this does not affect any right or remedy of any person which exists or is available apart from that Act.

## **19 GOVERNING LAW AND SUBMISSION TO JURISDICTION**

### **19.1 Governing law**

The Agency Agreement, the Notes, the Receipts, the Coupons and any non-contractual obligations arising out of or in connection with the Agency Agreement, the Notes, the Receipts and the Coupons are governed by, and shall be construed in accordance with, English law.

### **19.2 Submission to jurisdiction**

- (a) Subject to Condition 19.2(c) below, the English courts have exclusive jurisdiction to settle any dispute arising out of or in connection with the Notes, the Receipts and/or the Coupons, including any dispute as to their existence, validity, interpretation, performance, breach or termination or the consequences of their nullity and any dispute relating to any non-

contractual obligations arising out of or in connection with the Notes, the Receipts and/or the Coupons (a “**Dispute**”) and all Disputes will be submitted to the exclusive jurisdiction of the English courts.

- (b) For the purposes of this Condition 19.2, the Issuer waives any objection to the English courts on the grounds that they are an inconvenient or inappropriate forum to settle any Dispute.
- (c) This Condition 19.2 is for the benefit of the Noteholders, the Receiptholders and the Couponholders only. To the extent allowed by law, the Noteholders, the Receiptholders and the Couponholders may, in respect of any Dispute or Disputes, take:
  - (i) proceedings in any other court with jurisdiction; and
  - (ii) concurrent proceedings in any number of jurisdictions.

### **19.3 Appointment of Process Agent**

The Issuer irrevocably appoints Law Debenture Corporate Services Limited at its specified office for the time being at Fifth Floor, 100 Wood Street, London EC2V as its agent for service of process in any proceedings before the English courts in relation to any Dispute, and agrees that, in the event of Law Debenture Corporate Services Limited being unable or unwilling for any reason so to act, it will immediately appoint another person as its agent for service of process in England in respect of any Dispute. The Issuer agrees that failure by a process agent to notify it of any process will not invalidate service. Nothing herein shall affect the right to serve process in any other manner permitted by law.

### **19.4 Waiver of Immunity**

To the fullest extent permitted by law, the Issuer irrevocably and unconditionally:

- (a) submits to the jurisdiction of the English courts in relation to any Dispute and waives and agrees not to claim any sovereign or other immunity from the jurisdiction of the English courts in relation to any Dispute (including to the extent that such immunity may be attributed to it), and agrees to ensure that no such claim is made on its behalf;
- (b) submits to the jurisdiction of the English courts and the courts of any other jurisdiction in relation to the recognition of any judgment or order of the English courts or the courts of any other jurisdiction in relation to any Dispute and waives and agrees not to claim any sovereign or other immunity from the jurisdiction of the English courts or the courts of any other jurisdiction in relation to the recognition of any such judgment or court order and agrees to ensure that no such claim is made on its behalf; and
- (c) consents to the enforcement of any order or judgment made or given in connection with any Dispute and the giving of any relief in the English courts and the courts of any other jurisdiction whether before or after final judgment including, without limitation:
  - (i) relief by way of interim or final injunction or order for specific performance or recovery of any property;
  - (ii) attachment of its assets; and
  - (iii) enforcement or execution against any property, revenues or other assets whatsoever (irrespective of their use or intended use) and waives and agrees not to claim any sovereign or other immunity from the jurisdiction of the English courts or the courts of any other jurisdiction in relation to such enforcement and the giving of such relief (including to the extent that such immunity may be attributed to it), and agrees to ensure that no such claim is made on its behalf.

## **USE OF PROCEEDS**

The net proceeds from each issue of Notes will be applied by us to finance power projects or refinance existing ECBs in accordance with the approvals granted by the RBI from time to time and in accordance with the ECB Guidelines.

## CAPITALIZATION

The following table sets forth our non-consolidated capitalization and indebtedness as of December 31, 2019. This table should be read in conjunction with our reviewed non-consolidated financial statement as of December 31, 2019 (which has been prepared in accordance with IND-AS) included elsewhere in this Offering Circular, and the notes presented therein.

	<b>As of December 31, 2019</b>	
	<b>(unaudited but reviewed, non-consolidated)</b>	
	<i>(Rs. in million)</i>	<i>(U.S.\$ in million)<sup>(1)</sup></i>
<b>Debt securities:</b>		
Secured	398,868.6	5,596.3
Unsecured	1,632,738.4	22,907.9
<b>Total</b>	<b>2,031,607.0</b>	<b>28,504.2</b>
<b>Borrowings (other than debt securities):</b>		
Secured	-	-
Unsecured	549,284.4	7,706.7
<b>Total</b>	<b>549,284.4</b>	<b>7,706.7</b>
<b>Subordinated Liabilities:</b>		
Secured		
Unsecured	46,512.0	652.6
<b>Total</b>	<b>46,512.0</b>	<b>652.6</b>
<b>Total debt</b>	<b>2,627,403.4</b>	<b>36,863.4</b>
<b>Shareholders' funds:</b>		
Issued and fully paid up capital <sup>(2)</sup>	19,749.2	277.1
Reserves & surplus	365,402.2	5,126.7
<b>Total capital and reserves</b>	<b>385,151.4</b>	<b>5,403.8</b>
<b>Total capitalization</b>	<b>3,012,554.8</b>	<b>42,267.2</b>

*Notes:*

- (1) U.S. dollar translations have been made using the exchange rate of U.S.\$1.00 = Rs. 71.274 as of December 31, 2019, based on the reference rate of the RBI prevailing at that date.
- (2) As of December 31, 2019, our authorized capital was Rs. 50,000.0 million comprising 5,000 million ordinary shares of Rs.10.00 each, of which 1,974.9 million shares were issued.

There has been no significant change to our total non-consolidated capitalization and indebtedness since December 31, 2019.

## SELECTED FINANCIAL AND OTHER DATA

*The following tables present our selected financial and other data. Unless otherwise indicated:*

- (i) the selected financial data as at April 1, 2017, March 31, 2018 and March 31, 2019, and for each of the financial years ended March 31, 2018 and 2019 is derived from our consolidated audited financial statements for those periods and as at the dates indicated included elsewhere in this Offering Circular which have been prepared and presented in accordance with IND-AS (which may differ in material respects from generally accepted accounting principles in other jurisdictions);*
- (ii) the selected financial data for each of the financial years ended March 31, 2017 and 2018 is derived from our consolidated audited financial statements for those periods included elsewhere in this Offering Circular which have been prepared and presented in accordance with Indian-GAAP (which may differ in material respects from generally accepted accounting principles in other jurisdictions);*
- (iii) the selected financial data as at December 31, 2019 (along with comparatives as at March 31, 2019) is derived from our non-consolidated unaudited but reviewed financial statements as at the dates indicated included elsewhere in this Offering Circular which have been prepared and presented in accordance with Ind-AS (which may differ in material respects from generally accepted accounting principles in other jurisdictions); and*
- (iv) the selected financial data for the nine-month period ended December 31, 2019 (along with comparatives for the nine-month period ended December 31, 2018) is derived from our non-consolidated unaudited but reviewed financial statements for those periods included elsewhere in this Offering Circular which have been prepared and presented in accordance with IND-AS (which may differ in material respects from generally accepted accounting principles in other jurisdictions).*

*In relation to the financial statements as at and for each of the financial years ended March 31, 2017, 2018 and 2019 (and all financial information thereunder), as included in this Offering Circular, (i) audits by the Comptroller and Auditor General of India was concluded with no qualifications and (ii) approvals of the Company's shareholders were received at the Company's respective annual general meetings.*

Our unaudited non-consolidated statements of profit and loss for the nine-month period ended December 31, 2019 have been reviewed in accordance with SRE-2410 "Review of Interim Financial Information performed by the Independent Auditor of the entity", issued by the ICAI. Our unaudited non-consolidated balance sheet as at December 31, 2019 has been reviewed in accordance with SRS-810 "Standard on Engagement to Compile Financial Information" issued by the ICAI. The reviewed financial statements as of and for the nine-month period ended December 31, 2019 contain all adjustments that our management believes are necessary for the fair presentation of such information. Results for interim periods are not indicative of results for the full year.

The selected financial data below should be read in conjunction with "*Management's Discussion and Analysis of Results of Operations*" and the financial statements and the notes to those statements included elsewhere in this Offering Circular.



**Selected Consolidated Income Statement Information for years ended March 31, 2017 and March 31, 2018 as per Indian GAAP**

	<b>Year ended March 31,</b>	
	<b>2017</b>	<b>2018</b>
	<b>(audited, consolidated)</b>	
	<i>(Rs. in millions)</i>	
Revenue from Operations	241,949.2	230,544.2
Other Income	1,663.1	469.8
<b>Total Revenue</b>	<b>243,612.3</b>	<b>231,014.0</b>
Expenses		
Finance Costs	134,615.9	138,595.9
Employee Benefits Expense	1,927.5	1,984.6
Depreciation & Amortization	403.3	695.9
Corporate Social Responsibility Expenses	689.4	509.4
Other Expenses	2,205.8	2,852.9
Provisions and Contingencies	11,103.1	14,210.6
Purchases of Stock-in-Trade	2,731.2	3,285.3
Changes in inventories of Stock-in-Trade & Work-in-Progress	227.6	-533.2
<b>Total Expenses</b>	<b>153,903.8</b>	<b>161,601.4</b>
Profit before Prior Period Items & Tax	89,708.5	69,412.6
Prior Period Items	(15.1)	0.2
Profit before Tax	89,723.6	69,412.4
<b>Tax Expense :</b>		
Current Year	26,483.7	22,121.7
Earlier Years/ (Refunds)	(277.9)	122.1
Deferred Tax	384.1	274.0
Total Tax Expense	26,589.9	22,517.8
<b>Profit for the year from Continuing Operations</b>	<b>63,133.7</b>	<b>46,894.6</b>
Profit from Discontinuing Operations (after tax)	-	-
<b>Profit for the year</b>	<b>63,133.7</b>	<b>46,894.6</b>
Earnings per Equity Share (in Rs. for an equity share of Rs. 10 each)		
(1) Basic	31.97	23.75
(2) Diluted	31.97	23.75

**Selected Consolidated Income Statement Information for years ended March 31, 2018 and March 31, 2019 as per Ind-AS**

	<b>Year ended March 31,</b>	
	<b>2018</b>	<b>2019</b>
	<b>(audited, consolidated)</b>	
	<i>(Rs. in millions)</i>	
<b>Revenue from Operations</b>		
Interest Income	220,983.1	249,836.2

Dividend Income	268.5	203.8
Fees and Commission Income	2,993.9	2,250.9
Sale of Services	2,270.5	1,699.3
Total Revenue from Operations	226,516.0	253,990.2
Other Income	147.9	323.1
Total Income	226,663.9	254,313.3
<b>Expenses</b>		
Finance Costs	133,329.4	156,392.0
Net Translation/Transaction Exchange Loss	193.7	5,211.9
Fees and Commission Expense	245.8	343.8
Net Loss on Fair Value Changes	5,733.7	3,485.2
Impairment on Financial Instruments	23,005.3	2,434.9
Cost of Services Rendered	1,198.0	851.5
Cost of Material Consumed	79.5	—
Changes in Inventories of Finished Goods and Work-in-Progress	0.4	—
Employee Benefits Expense	1,840.4	1,773.7
Depreciation and Amortization	69.3	82.9
Corporate Social Responsibility Expenses	509.4	1,044.9
Other Expenses	990.5	1,887.6
Total Expenses	167,195.4	173,508.4
Share of Profit/Loss of Joint Venture Accounted for using Equity Method	106.7	99.5
<b>Profit before Tax</b>	<b>59,575.2</b>	<b>80,904.4</b>
Tax Expense		
Current Tax	22,154.3	18,132.3
Deferred Tax	(7,084.3)	5,358.3
<b>Total Tax Expense</b>	<b>15,070.0</b>	<b>23,490.6</b>
<b>Profit for the Year</b>	<b>44,505.2</b>	<b>57,413.8</b>
Other Comprehensive Income/(Loss)		
<b>Items that will not be reclassified to profit or loss</b>		
Re-Measurement Gains/(Losses) on Defined Benefit Plans	(63.4)	(193.7)
Changes in Fair Value FVOCI Equity Instruments	84.8	(472.6)
Share of Other Comprehensive Income/(Loss) of Joint Venture Accounted for using Equity Method	(0.3)	(0.5)
Income Tax Relating to These Items		
- Re-Measurement Gains/(Losses) on Defined Benefit Plans	22	67.7
- Changes in Fair Value of FVOCI Equity Instruments	(1.0)	(6.8)
<b>Sub-Total (i)</b>	<b>42.1</b>	<b>(605.9)</b>
<b>Items that will be reclassified to profit or loss</b>		
Share of Other Comprehensive Income/(Loss) of Joint Venture Accounted for using Equity Method	14.6	—
<b>Sub-Total (ii)</b>	<b>14.6</b>	<b>—</b>

<b>Other Comprehensive Income/(Loss) for the Period (i+ii)</b>	56.7	(605.9)
Total Comprehensive Income/(Loss) for the Period	44,561.9	56,807.9
Basic & Diluted Earnings per Equity Share of Rs.10 each (in Rs.)		
For continuing operations	22.5	29.0
For continuing and discontinued operations	22.5	29.0

**Selected Non-Consolidated Income Statement Information for the Nine-Month Periods ended December 31, 2018 and December 31, 2019 as per Ind-AS**

	<b>Nine-month period ended December 31,</b>	
	<b>2018</b>	<b>2019</b>
	<b>(unaudited but reviewed, non-consolidated)</b>	
	<i>(Rs. in millions)</i>	
<b>Income</b>		
<b>Interest income</b>		
Interest income on loan assets	182,344.1	217,311.7
Other interest income	1,862.5	1,770.4
<b>Sub-total (A) - Interest Income</b>	<b>184,206.6</b>	<b>219,082.1</b>
<b>Other Operating Income</b>		
Dividend income	566.4	152.6
Fees and commission income	2,222.9	289.6
Net gain/ (loss) on fair value changes	4,135.1	921.2
<b>Sub-total (B) - Other Operating Income</b>	<b>6,924.4</b>	<b>1,363.4</b>
<b>Total Revenue from Operations (A+B)</b>	<b>191,131.0</b>	<b>220,445.5</b>
Other Income	173.5	78.7
<b>Total income (C+D)</b>	<b>191,304.5</b>	<b>220,524.2</b>
<b>Expenses</b>		
Finance costs	114,804.1	140,552.5
Net translation/ transaction exchange loss/ (gain)	5,828.7	10,251.5
Fees and commission expense	220.7	149.5
Impairment on financial instruments	2,225.5	3,511.0
Employee benefits expenses	1,110.6	1,336.8
Depreciation and amortization	51.4	68.5
Corporate social responsibility expenses	845.1	820.3
Other expenses	1,556.4	983.5
<b>Total expenses (A to H)</b>	<b>126,642.5</b>	<b>157,673.6</b>
<b>Profit before tax (1-2)</b>	<b>64,662.0</b>	<b>62,850.6</b>
<b>Tax expense</b>		
<b>Current tax</b>		
- Current year	14,525.2	12,621.9
- Earlier years	-	641.1
<b>Deferred tax</b>	5,060.9	5,083.1
<b>Total tax expense (A+B)</b>	<b>19,586.1</b>	<b>18,346.1</b>
<b>Net profit for the period (3-4)</b>	<b>45,075.9</b>	<b>44,504.5</b>

**Other comprehensive Income/(Loss)****Items that will not be reclassified to profit or loss**

Re-measurement gains/(losses) on defined benefit plans	74.6	79.6
Changes in fair value of FVOCI equity instruments	(252.4)	(403.1)
Income tax relating to these items		
- Re-measurement gains/(losses) on defined benefit plans	(26.1)	(20.0)
- Changes in fair value of FVOCI equity instruments	(8.0)	127.9
<b>Sub-total ((i))</b>	<b>(211.9)</b>	<b>(215.6)</b>

**Items that will be reclassified to profit or loss**

	-	-
--	---	---

**Other comprehensive Income/(Loss) for the period (i+ii)**

	<b>44,864.0</b>	<b>44,288.9</b>
--	-----------------	-----------------

**Total comprehensive income for the period (5+6)**

	19,749.2	19,749.2
--	----------	----------

**Paid up equity share capital (Face Value ₹10 per share)****Other equity (as per audited balance sheet as at 31st March)****Basic & Diluted earnings per equity share of ₹ 10 each) (in ₹)**

For continuing operations	<b>22.8</b>	<b>22.5</b>
For continuing and discontinued operations	<b>22.8</b>	<b>22.5</b>

**Selected Consolidated Balance Sheet Information as at April 1, 2017, March 31, 2018 and March 31, 2019 as per Ind-AS**

Particulars	As at April 1,	As at March 31,	
	2017	2018	2019
	(audited, consolidated)		
	(Rs. in millions)		
<b>ASSETS</b>			
Financial Assets			
Cash and Cash Equivalents .....	44,685.1	2,484.3	3,819.9
Other Bank Balances .....	729.8	19,468.4	17,330.8
Trade Receivables .....	1,313.3	1,337.6	1,377.2
Derivative Financial Instruments.....	6,280.7	6,903.8	18,025.8
Loans .....	1,939,345.2	2,288,782.5	2,704,509.2
Investments .....	28,290.8	27,751.5	22,831.3
Other Financial Assets .....	626.5	42,815.3	183,639.9
<b>Total Financial Assets .....</b>	<b>2,021,271.4</b>	<b>2,389,543.4</b>	<b>2,951,534.1</b>
<b>Non-Financial Assets</b>			
Inventories .....	0.4	—	—
Current tax assets (net) .....	484.3	322.2	2,931.7
Deferred tax assets (net) .....	21,341.2	28,424.3	23,059.3
Investment Property .....	0.1	0.1	0.1
Property, Plant & Equipment .....	1,242.3	1,265.9	1,566.3
Capital Work-in-Progress .....	614.1	1,272.3	1,969.4
Intangible Assets Under Development .....	14.6	14.6	15.9
Other Intangible Assets .....	4.5	51.6	85.5
Other non-financial assets .....	725.6	1,000.1	1,484.1
Investments accounted for using equity method .....	1,760.7	1,726.3	1,796.3
<b>Total Non-Financial Assets .....</b>	<b>26,187.8</b>	<b>34,077.4</b>	<b>32,908.6</b>
<b>Assets Classified as Held for Sale .....</b>	<b>30.8</b>	<b>76.8</b>	<b>95.6</b>
<b>Total Assets .....</b>	<b>2,047,490.0</b>	<b>2,423,697.6</b>	<b>2,984,538.3</b>
<b>LIABILITIES AND EQUITY</b>			
<b>LIABILITIES</b>			
<b>Financial Liabilities</b>			
Derivative Financial Instruments .....	3,544.6	3,177.5	1,594.0
Trade Payables			
(i) total outstanding dues of MSMEs .....	3.0	18.3	26.5
(ii) total outstanding dues of creditors other than MSMEs .....	428.9	613.1	646.4
Debt Securities .....	1,486,509.6	1,790,678.5	1,927,675.1

Borrowings (other than Debt Securities) .	217,001.7	226,314.2	466,625.4
Subordinated Liabilities.....	26,672.1	26,673.6	48,187.6
Other Financial Liabilities.....	2,600.8	47,030.5	192,270.7
<b>Total Financial Liabilities</b> .....	<b>1,736,760.7</b>	<b>2,094,505.7</b>	<b>2,637,025.7</b>
<b>Non-Financial Liabilities</b>			
Current tax liabilities (net).....	5.5	5.1	—
Provisions .....	2,142.7	2,207.4	1,002.4
Other Non-Financial Liabilities .....	<b>486.8</b>	<b>1,103.3</b>	<b>1,046.0</b>
<b>Total Non-Financial Liabilities</b> .....	<b>2,635.0</b>	<b>3,315.8</b>	<b>2,048.4</b>
<b>Liabilities Directly Associated with Assets Classified as Held for Sale</b>	—	—	<b>0.8</b>
<b>EQUITY</b>			
Equity Share Capital.....	19,749.2	19,749.2	19,749.2
Other Equity .....	288,345.1	306,126.9	325,714.2
<b>Total Equity</b> .....	<b>308,094.3</b>	<b>325,876.1</b>	<b>345,463.4</b>
<b>Total Liabilities and Equity</b> .....	<b>2,047,490.0</b>	<b>2,423,697.6</b>	<b>2,984,538.3</b>

**Selected Non-Consolidated Balance Sheet Information as at December 31, 2019 and March 31, 2019 as per Ind-AS**

	As at	
	December 31, 2019	March 31, 2019
	(reviewed, non-consolidated)	
	(Rs. in million)	
<b>ASSETS</b>		
<b>Financial Assets</b>		
Cash and cash equivalents	21,857.1	3,429.4
Other Bank Balances	15,298.5	12,533.1
Derivative financial instruments	23,306.4	18,025.8
Loans	2,969,767.2	2,704,509.2
Investments	25,198.7	23,976.2
Other financial assets	183,789.7	183,424.8
<b>Total - Financial Assets (1)</b>	<b>3,239,217.6</b>	<b>2,945,898.5</b>
<b>Non-Financial Assets</b>		
Current tax assets (net)	1,653.2	2,758.3
Deferred tax assets (net)	18,623.7	23,582.9
Investment Property	0.1	0.1
Property, Plant & Equipment	1,537.7	1,539.8
Capital Work-in-Progress	2,604.1	1,969.4
Intangible Assets Under Development	15.1	15.9
Other Intangible Assets	96.8	85.1
Other non-financial assets	963.2	1,323.0

<b>Total - Non-Financial Assets (2)</b>	<b>25,493.9</b>	<b>31,274.5</b>
<b>Total ASSETS (1+2)</b>	<b>3,264,711.5</b>	<b>2,977,173.0</b>
<b>LIABILITIES AND EQUITY</b>		
<b>LIABILITIES</b>		
<b>Financial Liabilities</b>		
Derivative financial instruments	4,510.6	1,594.0
Debt Securities	2,077,828.2	1,928,397.9
Borrowings (other than debt securities)	550,453.8	466,625.4
Subordinated Liabilities	49,144.7	48,187.6
Other financial liabilities	195,888.0	187,517.5
<b>Total - Financial Liabilities (1)</b>	<b>2,877,825.3</b>	<b>2,632,322.4</b>
<b>Non-Financial Liabilities</b>		
Provisions	929.8	995.8
Other non-financial liabilities	805.0	825.4
<b>Total - Non-Financial Liabilities (2)</b>	<b>1,734.8</b>	<b>1,821.2</b>
<b>EQUITY</b>		
Equity Share Capital	19,749.2	19,749.2
Other equity	365,402.2	323,280.2
<b>Total - Equity (3)</b>	<b>385,151.4</b>	<b>343,029.4</b>
<b>Total - LIABILITIES AND EQUITY (1+2+3)</b>	<b>3,264,711.5</b>	<b>2,977,173.0</b>

**Selected Consolidated Cash Flow Information for years ended March 31, 2017 and March 31, 2018 as per Indian GAAP**

Particulars	Year ended March 31,	
	2017	2018
	(audited, consolidated)	
	(Rs. in millions)	
<b>Cash Flow from Operating Activities :</b>		
<b>Net Profit before Tax</b>	<b>89,723.6</b>	<b>69,412.4</b>
<b>Adjustments for:</b>		
Profit / Loss on Sale of Fixed Assets	5.2	5.6
Depreciation & Amortization	396.9	695.9
Provisions and Contingencies	11,103.1	14,158.3
Interest on Commercial Paper	3,004.6	1,356.0
Interest Expense of Misc. Borrowings	157.9	299.1
Excess Provision written back	(14.2)	(7.1)
Profit on sale/redemption of investments	(797.5)	-
Loss/ Gain(-) on Exchange Rate fluctuation	473.7	616.5
Dividend from Investments	(631.5)	(268.5)
Interest on Long-term Investments/ Government Securities	(2,392.2)	(2,318.7)
Provision made for Interest on Advance Income Tax	28.2	55.3

Provision in respect of Amounts recoverable	-	61.9
Discount on Bonds written off	1.4	16.6
Interest Accrued on Zero Coupon Bonds	824.5	895.0
<b>Operating profit before Changes in Operating Assets &amp; Liabilities:</b>	<b>101,883.7</b>	<b>84,978.3</b>
<b>Increase / Decrease :</b>		
Loan Assets	(6,503.8)	(374,746.4)
Other Operating Assets	(1,773.4)	(43,663.7)
Operating Liabilities	138.7	48,764.3
<b>Cash flow from Operations</b>	<b>93,745.2</b>	<b>(284,667.5)</b>
Income Tax Paid (including tax deducted at source)	(25,920.7)	(22,137.7)
Income Tax refund	220.7	25.7
<b>Net Cash Flow from Operating Activities</b>	<b>68,045.2</b>	<b>(306,779.5)</b>
<b>Cash Flow from Investing Activities</b>		
Sale of fixed assets	0.6	1.4
Purchase of fixed assets (incl. capital work-in progress, intangible assets under development & capital advances)	(2,031.9)	(5,062.9)
Investment in shares of Energypro Assets Limited	(6.0)	(565.4)
Investment in shares of NHPC (net of sale)	(4,008.0)	-
Investment in shares of HUDCO	-	(20.8)
Redemption of 8% Government of Madhya Pradesh Power Bonds-II	943.2	943.2
Redemption of Bonds of Uttar Pradesh Power Corporation Limited	766.5	-
Profit on sale/redemption of investments	797.5	-
Interest on long term investments/ Government securities	2,424.3	2,324.9
Dividend from Investments	665.4	397.7
Investment in Shares of Fellow Subsidiary Companies	0.5	1.0
Fixed Deposit made during the year	(381.2)	(2,125.8)
Fixed Deposit matured during the year	169.5	464.0
Investments in commercial paper/corporate deposits (Net)	(350.0)	(290.0)
<b>Net Cash Flow from Investing Activities</b>	<b>(1,009.6)</b>	<b>(3,932.7)</b>
<b>Cash Flow from Financing Activities</b>		
Issue of shares including share application money	313.9	313.9
Issue of bonds (net of redemptions)	58,716.6	195,585.5
Raising of term loans/ short term loans from banks/ financial institutions (net of repayments)	(8,810.4)	182.7
Raising of foreign currency loan (net of redemptions and inclusive of related derivative payments)	(8,333.3)	83,604.1
Funds received from the Government for further disbursement as subsidy/ grant including interest (net of	80,271.5	106,352.4



refund)		
Disbursement of grants	(80,396.6)	(105,639.1)
Payment of dividend on equity shares	(18,894.3)	(19,977.1)
Payment of corporate dividend tax	(3,846.6)	(4,049.4)
Interest paid on miscellaneous borrowings	(157.3)	(299.1)
Issue of commercial paper (net of repayments)	(58,331.6)	30,148.4
<b>Net Cash flow from Financing Activities</b>	<b>(39,468.1)</b>	<b>286,222.3</b>
<b>Net Increase/Decrease in Cash &amp; Cash Equivalents</b>	<b>27,567.5</b>	<b>24,489.9</b>
Cash & Cash Equivalents as at the beginning of the year	18,235.9	45,802.8
Cash & Cash Equivalents as at the end of the year	45,803.4	21,312.9

**Selected Consolidated Cash Flow Information for years ended March 31, 2018 and March 31, 2019 as per Ind AS**

	<b>Year ended March 31,</b>	
	<b>2018</b>	<b>2019</b>
	<b>(audited, consolidated)</b>	
	<i>(Rs in millions)</i>	
<b>Cash Flow from Operating Activities</b>		
Net Profit before Tax.....	59,575.2	80,904.4
<b>Adjustments for:</b>		
Loss on Derecognition of Property, Plant and Equipment (net) .....	5.6	8.6
Depreciation & Amortization .....	69.3	82.9
Impairment Losses on Financial Assets.....	23,005.3	2,434.9
Adjustments towards Effective Interest Rate in respect of Loans .....	(377.0)	13.3
Adjustments towards Effective Interest Rate in respect of Borrowings	841.6	(7,882.8)
Fair Value Changes in Derivatives .....	5,867.6	3,515.2
Interest on Commercial Paper .....	1,356.0	4,028.4
Interest on Other Borrowings .....		0.1
Interest Accrued on Zero Coupon Bonds .....	895.4	970.2
Loss/(Gain) on Exchange Rate Fluctuation .....	(536.1)	5,585.1
Dividend Income .....	(268.5)	(203.8)
Interest Income on Investments .....	(2,234.0)	(2,058.8)
Provision made for Interest on Advance Income Tax.....	56.8	37.0
Liabilities no longer required written back .....	(7.1)	(4.6)
Share of Profit/Loss of Joint Venture accounted for using Equity Method.....	(106.7)	(99.5)
<b>Operating profit before Changes in Operating Assets &amp; Liabilities .....</b>	<b>88,143.4</b>	<b>87,330.6</b>
<b>Inflow/(Outflow) on account of:</b>		
Loan Assets .....	(374,746.4)	(417,603.6)
Derivatives.....	(6,857.8)	(16,220.7)
Other Operating Assets.....	(56,437.9)	(138,569.0)

	<b>Year ended March 31,</b>	
	<b>2018</b>	<b>2019</b>
	<b>(audited, consolidated)</b>	
Operating Liabilities .....	46,800.9	147,113.8
<b>Cash flow from Operations</b> .....	<b>(303,097.8)</b>	<b>(337,948.9)</b>
Income Tax Paid (including TDS).....	(22,026.0)	(20,709.1)
Income Tax Refund .....	25.7	0.0
<b>Net Cash Flow from Operating Activities</b> .....	<b>(325,098.1)</b>	<b>(358,658.0)</b>
 <b>Cash Flow from Investing Activities</b>		
Sale of Property, Plant & Equipment.....	1.5	1.0
Investment in Property, Plant & Equipment (incl. CWIP & Capital Advances) .....	(745.6)	(858.8)
Investment in Intangible Assets (including intangible assets under development) .....	(53.5)	(50.4)
Finance Costs Capitalised.....	(63.2)	(113.7)
Investment in Equity Shares/Venture Capital Funds .....	(20.8)	243.9
Sale/(Investment) in Equity Shares/Venture Capital Funds .....	1.0	(4.0)
Investment in Debt Securities (incl. interest income) .....	955.8	3,994.5
Interest Income from long term investments .....	2,212.1	1,567.9
Investment in Term Deposits (incl. interest).....	(2,086.2)	(1,066.4)
Maturity/(Investment) of Corporate and Term deposits .....	(10.8)	649.9
Dividend Income .....	268.5	203.8
<b>Net Cash Flow from Investing Activities</b> .....	<b>458.8</b>	<b>4,567.7</b>
 <b>Cash Flow from Financing Activities</b>		
Issue of Rupee Debt Securities (Net of Redemptions) .....	195,585.5	42,207.2
Issue of Commercial Paper (Net of Repayments).....	30,148.4	41,430.4
Raising of Rupee Term Loans/WCDL from Government/Banks/Financial Institutions (net of repayments) .....	(3,500.0)	243,500.0
Raising of Foreign Currency Debt Securities and Borrowings (net of redemptions) .....	83,954.8	37,187.8
Raising of Subordinated Liabilities (net of redemptions).....	–	21,512.0
Payment of Dividend on Equity Shares .....	(19,718.7)	(25,156.3)
Payment of Corporate Dividend Tax .....	(4,031.5)	(5,255.2)
<b>Net Cash flow from Financing Activities</b> .....	<b>282,438.5</b>	<b>355,425.9</b>
 <b>Net Increase/Decrease in Cash &amp; Cash Equivalents</b> .....	<b>(42,200.8)</b>	<b>1,335.6</b>
Cash & Cash Equivalents as at the beginning of the period .....	44,685.1	2,484.3
Cash & Cash Equivalents as at the end of the period .....	2,484.3	3,819.9

**Selected Non-consolidated Cash Flow Information for the Nine-Month Periods ended December 31, 2018 and December 31, 2019 as per Ind-AS**

Particulars	Nine-month period ended December 31,	
	2018	2019
	(unaudited but reviewed, non-consolidated) (Rs in millions)	
<b>Cash Flow from Operating Activities :</b>		
<b>Net Profit before Tax</b>	<b>64,662.0</b>	<b>62,850.6</b>
<b>Adjustments for:</b>		
Loss on derecognition of Property, Plant and Equipment (net)	5.6	8.6
Depreciation & Amortization	51.4	68.5
Impairment losses on financial assets	2,225.5	3,511.0
Adjustments towards effective interest rate in respect of loans	(153.7)	353.2
Adjustments towards effective interest rate in respect of borrowings	19.0	351.0
Fair Value changes in derivatives	(4,114.9)	(784.4)
Interest on commercial paper	2,730.3	4,211.7
Interest accrued on zero coupon bonds	717.7	777.5
Loss/ (gain) on exchange rate fluctuation	6,161.5	10,261.2
Dividend income	(566.4)	(152.6)
Interest Income on investments	(1,499.5)	(1,284.6)
Provision made for interest on advance income tax	-	-
<b>Operating profit before Changes in Operating Assets &amp; Liabilities</b>	<b>70,238.5</b>	<b>80,171.7</b>
<b>Inflow / (Outflow) on account of :</b>		
Loan Assets	(297,205.1)	(266,650.4)
Derivatives	(14,655.2)	(2,256.6)
Other Operating Assets	(62,024.7)	(5,641.9)
Operating Liabilities	65,143.8	5,614.7
<b>Cash flow from Operations</b>	<b>(238,502.7)</b>	<b>(188,762.5)</b>
Income Tax Paid (including TDS)	(12,958.1)	(12,339.9)
Income Tax refund	-	166.7
<b>Net Cash Flow from Operating Activities</b>	<b>(251,460.8)</b>	<b>(200,935.7)</b>
<b>B.Cash Flow from Investing Activities</b>		
Sale of Property, Plant & Equipment	1.0	1.3
Investment in Property, Plant & Equipment (incl. capital work-in progress & Capital Advances)	(591.4)	(590.7)
Investment in Intangible Assets (including intangible assets under development)	(43.3)	(32.5)
Finance Costs Capitalised	-	(120.7)
Investment in Equity Shares of EESL	-	(716.0)
Sale of Equity Shares of Indian Energy Exchange Ltd.	-	42.3
Redemption of Debt Securities (net of investment)	3,510.1	471.6
Interest Income from investments	349.2	583.8

Dividend Income	566.4	152.6
<b>Net Cash Flow from Investing Activities</b>	<b>3,792.0</b>	<b>-208.3</b>
Cash Flow from Financing Activities		
Issue of Rupee Debt Securities (Net of redemptions)	36,710.8	110,481.3
Issue of Commercial Paper (net of repayments)	32,239.7	(46,659.5)
Raising of Rupee Term Loans/ working capital demand loan from Government/banks/financial institutions (net of repayments)	138,000.0	49,244.7
Raising of Foreign Currency Debt Securities and Borrowings (net of redemptions)	57,596.4	106,505.2
Payment of Dividend on Equity Shares	(3,456.1)	-
Payment of Corporate Dividend Tax	(613.5)	-
<b>Net Cash flow from Financing Activities</b>	<b>260,477.3</b>	<b>219,571.7</b>
<b>Net Increase/Decrease in Cash &amp; Cash Equivalents</b>	<b>12,808.5</b>	<b>18,427.7</b>
Cash & Cash Equivalents as at the beginning of the period	2,120.0	3,429.4
Cash & Cash Equivalents as at the end of the period	14,928.5	21,857.1

## MANAGEMENT'S DISCUSSION AND ANALYSIS OF RESULTS OF OPERATIONS

*You should read the following discussion and analysis of our results of operations together with our financial statements included in this Offering Circular. You should also read the section titled "Risk Factors" in this Offering Circular, which discusses a number of factors and contingencies that could impact our financial condition and results of operations. This discussion also contains forward-looking statements and you should refer to the section "Forward-Looking Statements" in this Offering Circular.*

*The following discussion relates to the: (i) audited consolidated financial statements of the Group for Fiscal 2017 and 2018 that have been prepared in accordance with Indian GAAP, the accounting standards referred to in Sub Section (2) of Section 2 of Companies Act and the other applicable provisions of the Companies Act; and (ii) audited consolidated financial statements of the Group for Fiscal 2019 that have been prepared in accordance with Ind-AS and other applicable provisions of the Companies Act. In addition, this discussion relates to the unaudited non-consolidated financial statements of the Company for the nine months ended December 31, 2018 and 2019, that have been prepared in accordance with Ind-AS and which have been subjected to a limited review. Our unaudited non-consolidated statements of profit and loss for the nine months ended December 31, 2018 and 2019 have been reviewed in accordance with SRE-2410 "Review of Interim Financial Information performed by the Independent Auditor of the entity", issued by the ICAI. The following discussion, in relevant parts, is also based on internally prepared statistical information and on publicly available information.*

*The financial or fiscal year of our Company ends on March 31 every year, so all references to a particular financial or fiscal year are to the twelve months ended March 31.*

### OVERVIEW

We are a public financial institution in the Indian power infrastructure sector. We are engaged in the financing and promotion of transmission, distribution and generation segments in the power sector, including renewable energy projects throughout India. We believe our organization occupies a key position in the Government's plans for the growth of the Indian power sector.

We assist our clients in formulating and implementing a broad array of power projects and finance those projects. Our clients primarily include Indian public sector power utilities both at the central and state levels and private sector power utilities. We service our clients through a network of regional offices spread across India and one national level training centre at Hyderabad. Our regional offices play an integral role in the development of our relationships with our clients, in the operation and promotion of our business and in our loan appraisal, loan sanction and post-sanction monitoring processes. Our primary financial product is project-based long-term loans. We fund our business with market borrowings of various maturities, including bonds and term loans. Because our sources enable us to raise funds at competitive costs, we are able to price our financial products competitively.

We commenced our operations in 1969 for the purpose of developing the power infrastructure in rural areas. We have contributed to the development of rural India and India's agriculture through our funding of transmission and distribution projects in rural areas. Our mandate has evolved in accordance with the development priorities of the Government and, since Fiscal 2003, has permitted us to finance all segments of the power sector, including generation, transmission and distribution, throughout the country. Our mandate was further extended to include financing other activities linked to power projects, such as coal and other mining activities, fuel supply arrangements for the power sector and other power-related infrastructure. In June 2011, we have set up a separate division for funding renewable projects in order to further achieve the goal of conserving fossil fuels and reducing our carbon foot print.

Our Company is one of only 16 Indian public sector undertakings to have been granted the “Navratna” status by the Department of Public Enterprise by virtue of our operational efficiency and financial strength. The Government had rated our performance as “Excellent” continuously since Fiscal 1994 to Fiscal 2017. We have also been ranked among the top 10 public sector undertakings in India by the Ministry of Heavy Industries and Public Enterprises for Fiscal 2015, Fiscal 2016, Fiscal 2017 and Fiscal 2018.

Our Company continues to play a strategic role in the Government’s initiatives and plays a pre-eminent role in the power sector, in terms of financing state utilities and being an agency to implement key power sector initiatives of the central government. While our Company is no longer directly owned by the Government, the Government continues to exercise control over it through PFC. Our Company remains strategically important to the power sector and its role in implementing key central government policy initiatives in the power sector remains unchanged. Our Company continues to be the nodal agency for various flagship schemes of the Government, namely DDUGJY (formerly known as RGGVY), Saubhagya, the National Electricity Fund Programme and also the implementation of the Outage Management System and 11kv Rural Feeder Management System.

Domestically, we hold the highest credit rating of “AAA” for long-term borrowing domestic credit rating from CARE, CRISIL, ICRA and IRRPL and, on an international basis, our long-term borrowing ratings from Fitch and Moody’s are BBB- and Baa3, respectively.

We have a branch network of 20 regional offices, one state office and one sub office spread across India. We also have one training centre named RECIPMT located in Hyderabad. Our Company’s registered office in New Delhi manages matters relating to planning and policy formulation, resource mobilization and financial operations. Our Company’s project, field or regional offices conduct functions relating to preliminary processing of new schemes, monitoring of on-going schemes, scrutiny of loan claims, recovery of dues and maintenance of liaison with the SEBs and state governments for effective implementation of rural electrification programmes and projects funded by our Company.

## **FACTORS AFFECTING RESULTS OF OPERATIONS**

Our Company’s financial results are dependent on the performance of the Indian economy and the power sector generally along with the projects that our Company finances in particular. Power sector projects are subject to various risks and uncertainties and as such our business is subject to the same, including those discussed in the section titled “Risk Factors” of this Offering Circular. Some of the important factors that have affected, and which may continue to affect, our results of operations, financial condition and cash flows are discussed in this section.

### ***Performance of the Indian Economy and Power Sector***

Despite the global financial crisis in late 2008, India continued to show one of the highest annual real GDP growth rates in the world. The real GDP growth rate of India for the calendar year 2015, 2016, 2017 and 2018 amounted to 8.2%, 7.1%, 6.7% and 6.8%, respectively (*Source: IMF*). According to the Reserve Bank of India and professional forecasters, the real GDP growth is expected to be around 7.6% for the year 2019-20 (*Source: RBI Monetary Policy Report October 2018*). The growth prospects of our business, including the quality of our assets and our ability to grow our asset portfolio and implement our strategy, are influenced by the growth rate of the economy as a whole. The level of credit disbursed and recovery of loans are affected by these factors. Any slowdown in the growth of the economy, coupled with inflationary pressures, could adversely impact our business.

Our Company’s financial results are significantly affected by general economic conditions prevailing in India and, in particular, by developments in the power sector, including increases in the demand for power and expectations regarding power-related projects.

The Indian power sector is undergoing a significant change that has redefined the industry's outlook. While sustained economic growth continues to drive demand for electricity in India; the Government's focus on attaining 'Power for all' has further accelerated capacity addition in India. At the same time, competition is increasing in relation to both the supply of, and demands for, power-related inputs including fuel, logistics, finances, and manpower. All the states and union territories of India are on board to fulfil the Government's vision of ensuring 24x7 affordable and quality power for all by March 2019, as per the MoP and the MNRE.

As of August 2018, the total installed capacity of power stations in India stood at 344.69 Gigawatt (GW) according to the executive summary on the power sector for August 2018 published by the Central Electricity Authority. The Government has identified the power sector as a key sector of focus so as to promote sustained industrial growth. Some initiatives of the Government mentioned in the aforesaid report to boost the Indian power sector are described below.

- As of September 2018, a draft amendment to the Electricity Act, 2003 was introduced which discusses, amongst others, the separation of content and carriage, direct benefit transfer of subsidies, 24x7 power supply as an obligation, penalization of violations of power purchase agreements and setting up of smart meters and prepaid meters, along with regulations related to the same. On September 7, 2018, the revised draft amendment was put forward by the MoP for comments. The amendment will come into effect 45 days after deliberations on the comments are concluded and therefore, it is uncertain as at the date of this Offering Circular as to whether such amendment will become effective.
- UDAY was launched by the Government to encourage an operational and financial turnaround of DISCOMS, with an aim to reduce AT&C losses to 15 per cent. by Fiscal 2019.
- The Government approved the National Policy on Biofuels – 2018. The expected benefits of this policy relate to health, a cleaner environment, employment generation, reduced import dependency, a boost to infrastructural investment in rural areas and additional income for farmers.
- The Government has released its roadmap to achieve an additional 175 GW capacity in renewable energy by 2022, which includes 100 GW of solar power and 60 GW of wind power. The Government is preparing a 'rent a roof' policy for supporting its target of generating GW through solar rooftop projects by 2022. The Government is taking a number of steps and initiatives, such as the 10-year tax exemption for solar energy projects, in order to achieve India's ambitious renewable energy targets of adding 175 GW of renewable energy, including the addition of 100 GW of solar power, by the year 2022. The Government has also sought to restart the stalled hydro power projects and increase the wind energy production target to 60 GW by 2022 from the current 20 GW.

### ***Competition***

The primary providers of power sector financing in India are power sector specific government companies, financial institutions, public sector banks and institutions, multilateral development institutions and private banks.

Our primary competitors are power sector specific government companies, engaged in power sector financing. Such companies provide funds for power projects in India and act as developmental financial institutions for the power sector in India. One such competitor is the Indian Renewable Energy Development Agency Limited which promotes, develops and extends financial assistance for renewable energy, energy efficiency and energy conservation projects. In addition to power sector specific government companies, there are public sector banks and institutions, private sector banks, financial institutions, state-level financial institutions and multilateral development financial

institutions who also participate, either in a consortium or otherwise, in extending funding to the power sector.

We are exposed to the risk of increased and more aggressive competition from banks expanding their infrastructure finance operations across the markets in which we operate, resulting in margin pressures. We believe that our strong financial position, knowledge of the Indian power sector, consistent relationships with our customers and our role as a key strategic player in the Government's plans for growth of the power sector will enable us to remain competitive.

#### ***Availability of Cost-Effective Funding Sources and Impact of Interest Rate Volatility***

With the growth of our business, we are increasingly relying on funding from the debt capital markets and commercial borrowings. The market for such funds is competitive and our ability to obtain funds at competitive rates will depend on various factors including our ability to maintain our credit ratings. While our borrowing costs have been competitive in the past due to our credit rating and the quality of our asset portfolio, if we are unable to access funds at an effective cost that is comparable to or lower than our competitors, we may not be able to offer competitive interest rates for our loans. This may adversely affect our results of operations and financial condition.

Our operations are susceptible to interest rate movements. Interest rates are sensitive to many factors which are beyond our control, including the monetary policies of the RBI, de-regulation of the financial sector in India, domestic and international economic and political conditions, inflation and other factors. We are exposed to interest rate risks. In order to mitigate the same, we have a mix of long-term and short-term borrowings with both fixed and variable rates.

#### ***Credit Quality, Write-Offs and Provisions***

The credit quality of our loans is a key driver of our results of operations, as quality loans help reduce the risk of losses from loan impairment. Credit risk is the risk of loss arising from the diminution in credit quality of a borrower and the risk that the borrower will default on contractual repayments under a loan or an advance. The credit risk arises because of the quality of the loan portfolio and it is extremely important to control this risk in the infrastructure finance industry. Any inability to control such risk could adversely affect our financial results and operations.

Our credit impaired asset level is a function of our credit quality, which is further dependent upon our recovery mechanisms and credit appraisal processes. Our consolidated gross credit impaired assets were 2.41%, 7.15% and 7.24% as at March 31, 2017, 2018 and 2019, respectively. As at December 31, 2019, our gross credit impaired assets on a non-consolidated basis were 196,887.8 million (6.40% of loan assets) and our net credit impaired assets, were Rs. 97,106.7 million (3.16% of loan assets).

Our write-offs in respect of loan assets on a consolidated basis were nil as at March 31, 2017 and 2018 respectively, as per Indian GAAP and nil as at March 31, 2018 and 2019, as per Ind-AS. Our ability to continue to reduce or contain the level of our Credit Impaired Assets depend on a number of factors beyond our control, such as increased competition, economic conditions, including with respect to specific industries to which we are exposed, decreases in agricultural production, decline in commodity prices, adverse fluctuations in interest and exchange rates or adverse changes in Indian policies, laws or regulations and also on our ability to manage our risk. As at December 31, 2019, our write-offs on a non-consolidated basis were Rs. 3,784.14 million.

#### ***Interest Rate Risk, Liquidity Risk and Foreign Currency Exchange Rate Risk***

Please refer to the section entitled "*Assets and Liabilities – Risk Management – Risk Monitored under ALCO*" in this Offering Circular for more information on our exposure to interest rate risk, liquidity risk and foreign currency exchange rate risk and our management of such risks.



## **CERTAIN ACCOUNTING POLICIES**

### **Accounting Policies under Ind-AS**

The consolidated financial statements of the Company as of and for the fiscal years ended March 31, 2018 and 2019 (the **Ind-AS financial statements**) and the non-consolidated financial statements of the Company as of and for the nine months ended December 31, 2018 and 2019 (the **interim financial statements**), included elsewhere in this Offering Circular, have been prepared for the purpose of inclusion in this Offering Circular and comply with the recognition and measurement requirements of Ind-AS as notified by the MCA pursuant to section 133 of the Companies Act read with Rule 3 of the Companies (Indian Accounting Standards) Rules, 2015, as amended from time to time. The Company has uniformly applied the accounting policies during the periods presented. Unless otherwise stated, all amounts are stated in millions of Rupees.

### **Summary of Significant Accounting Policies Under Ind-AS**

The Ind-AS financial statements and the interim financial statements have been prepared using the accounting policies and measurement basis summarized below.

#### **Basis of consolidation**

##### *Subsidiary*

Subsidiary is the entity controlled by the Group. The Group controls an entity when it is exposed to, or has rights to, variable returns from its involvement with the entity and has the ability to affect those returns through its power over the entity. The financial statements of subsidiary are included in the consolidated financial statements from the date on which control commences until the date on which control ceases. The Group combines the financial statements of the holding company and its subsidiary line by line adding together like items of assets, liabilities, equity, income and expenses.

##### *Equity accounted investees*

The Group's interests in equity accounted investees comprise of the interests in associates and joint venture.

An associate is an entity, including an unincorporated entity, over which the Company has significant influence and that is neither a subsidiary nor an interest in a joint venture. Interests in associates are accounted for using the equity method. They are initially recognised at cost, which includes transaction costs. Subsequent to initial recognition, the consolidated financial statements include the Group's share of profit and loss and other comprehensive income (OCI) of equity-accounted investees until the date on which significant influence ceases. However, in case where it is considered that the investment/ interest in associates is held for sale, the interest in associates is accounted for under Ind AS 105.

A joint venture is an arrangement in which the Group has joint control and has rights to the net assets of the arrangement, rather than rights to its assets and obligations for its liabilities.

Interests in joint venture are accounted for using the equity method. They are initially recognised at cost which includes transaction costs. Subsequent to initial recognition, the consolidated financial statements include the Group's share of profit and loss and other comprehensive income (OCI) of equity-accounted investees until the date on which significant influence or joint control ceases.

##### *Transactions eliminated on consolidation*

Intra-group balances and transactions, and any unrealised income and expenses arising from intra-group transactions, are eliminated. Unrealised gains arising from transactions with equity accounted investees are eliminated against the investment to the extent of the Group's interest in the investee. Unrealised losses are eliminated in the same way as unrealised gains, but only to the extent that there is no evidence of impairment.

### **Basis of Preparation and Measurement**

The Ind-AS financial statements have been prepared on historical cost basis except for certain financial assets and financial liabilities which are measured at fair values as explained in relevant accounting policies. These policies have been applied consistently for all the periods presented in the Ind-AS financial statements.

#### *Functional and presentation currency*

The Ind-AS financial statements are presented in Indian Rupee (**INR**) which is also the functional currency of the Group.

### **Income recognition**

#### *Interest income*

Interest income is recognized on time proportion basis taking into account the amount outstanding and rate applicable.

Unless otherwise agreed, the recovery under One Time Settlement (**OTS**)/ Insolvency and Bankruptcy Code (**IBC**) proceedings is appropriated first towards the principal outstanding and remaining recovery thereafter, towards interest and other charges, if any.

For all financial assets measured at amortized cost, interest income is recorded using the effective interest rate (**EIR**), i.e. the rate that exactly discounts estimated future cash receipts through the expected life of the financial asset to the net carrying amount of the financial assets.

Interest on financial assets subsequently measured at fair value through profit and loss is recognized on an accrual basis in accordance with the terms of the respective contract.

Rebate on account of timely payment of interest by borrowers is recognized on receipt of entire interest amount due in time, in accordance with the terms of the respective contract and is netted against the corresponding interest income.

#### *Income from Government schemes*

Income of agency fee on Government schemes is recognized on accrual basis based on the services rendered.

#### *Dividend income*

Income from dividend on shares of corporate bodies and units of mutual funds is taken into account on accrual basis when our Company's right to receive payment is established.

Provided that in case of final dividend, the right to receive payment shall be considered as established only upon approval of the dividend by the shareholders in the annual general meeting.

#### *Other services*

Fees/ charges on loan assets, other than those considered an adjustment to EIR, are accounted for on accrual basis. Pre-payment premium is accounted for by the Group in the year of receipt.

#### *Revenue from sale of services*

Revenue is recognised to the extent that it is probable that the economic benefits will flow to the Group and the revenue can be reliably measured. Revenues are measured at the fair value of the consideration received or receivable, net of discounts and other indirect taxes.

In Cost Plus Contracts - Revenue is recognised by including eligible contractual items of expenditures plus proportionate margin as per contract;

In Fixed Price Contracts – Revenue is recognised on the basis of stage of completion of the contract. The Group has assessed that the stage of completion determined as the proportion of the total time expected to complete the performance obligation that has lapsed at the end of the reporting period is an appropriate measure of progress towards complete satisfaction of these performance obligations under Ind AS 115.

Estimates of revenues, costs or extent of progress toward completion are revised if circumstances change. Any resulting increases or decreases in estimated revenues or costs are reflected in profit or loss in the period in which the circumstances that give rise to the revision become known by management.

Professional charges to be charged from the selected bidders/developers for transmission projects put on tariff based bidding is accounted for in the year in which it is reasonably certain that the ultimate collection of the professional charges will be made.

Sale proceeds of Request for Proposal (**RFP**) documents is credited to the respective SPV and sale proceeds of Request for Qualification (**RFQ**) documents is retained by the Group and accounted as income of the Group.

#### **Borrowing costs**

Borrowing costs consist of interest and other costs that the Group incurred in connection with the borrowing of funds. Borrowing costs that are directly attributable to the acquisition and/ or construction of a qualifying asset, till the time such a qualifying asset becomes ready for its intended use sale, are capitalized. A qualifying asset is one that necessarily takes a substantial period to get ready for its intended use.

All other borrowing costs are charged to the Statement of Profit and Loss on an accrual basis as per the effective interest rate method.

#### **Earnings per share**

Basic earnings per share is calculated by dividing the net profit or loss for the period attributable to equity shareholders (after deducting attributable taxes) by the weighted average number of equity shares outstanding during the period.

To calculate diluted earnings per share, the net profit or loss for the period attributable to equity shareholders and the weighted average number of shares outstanding during the period are adjusted for the effects of all dilutive potential equity shares.

#### **Foreign Currency Translation**

### *Foreign currency transactions and balances*

Foreign currency transactions are translated into the functional currency of the Group using the exchange rates prevailing on the date of the transaction.

Foreign exchange gains and losses resulting from the settlement of such transactions and the re-measurement of monetary items denominated in foreign currency at period-end exchange rates are recognized in the statement of profit or loss. However, for the long-term monetary items recognized in the Ind-AS financial statements before April 1, 2018, such gains and losses are accumulated in a “Foreign Currency Monetary Item Translation Difference Account” and amortized over the balance period of such long term monetary item, by recognition as income or expense in each of such periods.

Non-monetary items are not retranslated at period-end and are measured at historical cost (translated using the exchange rates at the transaction date).

### **Intangible assets**

#### *Recognition and initial measurement*

Intangible assets mainly comprise of computer software which is initially measured at cost. Such assets are recognized where it is probable that the future economic benefits attributable to the assets will flow to the Group.

#### *Subsequent measurement (amortization method, useful lives and residual value)*

All intangible assets with finite useful life are amortized on a straight line basis over the estimated useful lives, and a possible impairment is assessed if there is an indication that the intangible asset may be impaired. Residual values and useful lives for all intangible assets are reviewed at each reporting date. Changes, if any, are accounted for as changes in accounting estimates. Management estimates the useful life of intangible assets to be five years.

#### *Intangible Assets under Development*

Expenditure incurred which are eligible for capitalization under intangible assets is carried as ‘Intangible assets under development’ till they are ready for their intended use.

#### *Derecognition of Intangible Assets*

An intangible asset is derecognized on disposal, or when no future economic benefits are expected from use or disposal. Gains or losses arising from derecognition of an intangible asset, measured as the difference between the net disposal proceeds and the carrying amount of the asset are recognized in the statement of profit and loss when the asset is derecognized.

### **Property, Plant and Equipment (PPE)**

#### *Recognition and initial measurement*

#### **Land**

Land held for use is initially recognized at cost. For land, as no finite useful life can be determined, related carrying amounts are not depreciated. Land also includes land held under finance lease, which is depreciated over the lease term.

#### **Other Tangible assets**

PPE other than land is initially recognized at acquisition cost or construction cost, including any costs directly attributable to bringing the assets to the location and condition necessary for it to be capable of operating in the manner intended by the Group's management.

Subsequent costs are included in the asset's carrying amount or recognized as a separate asset, as appropriate, only when it is probable that future economic benefits associated with the item will flow to the Group beyond one year. Maintenance or servicing costs of PPE are recognized in the statement of profit and loss as incurred.

*Subsequent measurement (depreciation method, useful lives, residual value, and impairment)*

PPE are subsequently measured at cost less accumulated depreciation and impairment losses. Depreciation on PPE is provided on the straight-line method over the useful life of the assets as prescribed under Part 'C' of Schedule II of the Companies Act, 2013.

Depreciation on assets purchased/sold during the year is charged for the full month if the asset is in use for more than 15 days, instead of charging the same on pro-rata basis from the date of purchase/sale. Depreciation on assets purchased during the year up to Rs. 5,000/- is provided @ 100%.

Leasehold land is amortized over the lease period.

The residual values, useful lives, and method of depreciation are reviewed at the end of each financial year. PPE other than land is tested for impairment whenever events or changes in circumstances indicate that the carrying amount may not be recoverable.

*De-recognition*

An item of PPE and any significant part initially recognized is derecognized upon disposal or when no future economic benefits are expected from its use or disposal. Any gain or loss arising on de-recognition of an item of PPE is determined as the difference between the net disposal proceeds and the carrying amount of the asset and is recognized in the Statement of Profit and Loss.

*Capital Work-in-Progress*

The cost of PPE under construction at the reporting date is disclosed as 'capital work-in-progress.' The cost comprises purchase price, borrowing cost if capitalization criteria are met and directly attributable cost of bringing the asset to its working condition for the intended use. Any trade discount and rebates are deducted in arriving at the purchase price. Advances paid for the acquisition/construction of PPE which are outstanding at the balance sheet date are classified under 'capital Advances.'

**Leases**

A lease is defined as 'a contract, or part of a contract, that conveys the right to use an asset (the underlying asset) for a period of time in exchange for consideration'.

**Company as a lessee.**

**Measurement and recognition**

At lease commencement date, the Company recognizes a right-of-use asset and a lease liability on the balance sheet. The right-of-use asset is measured at cost, which is made up of the initial measurement of the lease liability, any initial direct costs incurred by the Company, an estimate of any costs to

dismantle and remove the asset at the end of the lease, and any lease payments made in advance of the lease commencement date (net of any incentives received). The Company depreciates the right-of-use assets on a straight-line basis from the lease commencement date to the earlier of the end of the useful life of the right-of-use asset or the end of the lease term.

At the commencement date, the Company measures the lease liability at the present value of the future lease payments, discounted using the interest rate implicit in the lease if readily available, else the Company's incremental borrowing rate.

Subsequent to initial measurement, the liability will be reduced for payments made and increased for interest. The Company has elected to account for short-term leases and leases of low-value assets using the practical expedients instead of recognizing a right-of-use asset and lease liability, the payments in relation to these are recognized as an expense in profit or loss on a straight-line basis over the lease term.

### **Investment property**

Investment properties are the assets which have undetermined future use. Investment properties are measured initially at cost, including transaction costs. Subsequent to initial recognition, the investment properties are stated at cost less accumulated depreciation. The cost comprises purchase price, borrowing cost if capitalization criteria are met and directly attributable cost of bringing the asset to its working condition for the intended use. Any trade discount and rebates are deducted in arriving at the purchase price.

Subsequent costs are included in the asset's carrying amount or recognized as a separate asset, as appropriate, only when it is probable that future economic benefits associated with the item will flow to the Group beyond one year. All other repair and maintenance costs are recognized in the Statement of Profit and Loss as incurred.

#### *Subsequent measurement (depreciation and useful lives)*

The Group only has land as an investment property, which is not depreciated.

#### *De-recognition*

An investment property is derecognized upon disposal or when the investment property is permanently withdrawn from use and no future economic benefits are expected from the disposal. Any gain or loss arising on derecognition of the property (calculated as the difference between the net disposal proceeds and the carrying amount of the asset) is included in profit or loss in the period in which the property is derecognized.

### **Financial Instruments**

A Financial instrument is any contract that gives rise to a financial asset of one entity and a financial liability or equity instrument of another entity.

#### *Initial recognition and measurement*

Financial assets and financial liabilities are recognized when the Group becomes a party to the contractual provisions of the financial instrument and are measured initially at fair value adjusted by transactions costs, except for those carried at fair value through profit or loss which are measured initially at fair value. Subsequent measurement of financial assets and financial liabilities is described below.

### *Classification and subsequent measurement of financial assets*

For the purpose of subsequent measurement, financial assets are classified into the following categories upon initial recognition:

- Amortized cost
- Financial assets at fair value through profit or loss (FVTPL)
- Financial assets at fair value through other comprehensive income (FVOCI)

All financial assets except for those at FVTPL or equity instruments at FVOCI are subject to review for impairment at least at each reporting date to identify whether there is any objective evidence that a financial asset or a group of financial assets is impaired. Different criteria to determine impairment are applied to each category of financial assets, which are described below.

#### *Amortized cost*

A financial asset is measured at amortized cost using Effective Interest Rate (EIR) if both of the following conditions are met:

- a) the financial asset is held within a business model whose objective is to hold financial assets to collect contractual cash flows; and
- b) the contractual terms of the financial asset give rise on specified dates to cash flows that are solely payments of principal and interest on the principal amount outstanding.

A loss allowance for expected credit losses is recognized on financial assets carried at amortized cost.

#### *Modification of cash flows*

When the contractual cash flows of a financial asset are renegotiated or otherwise modified, and the renegotiation or modification does not result in derecognition of that financial asset, the Group recalculates the gross carrying amount of the financial asset and recognizes a modification gain or loss in profit or loss. The gross carrying amount of the financial asset shall be recalculated as the present value of the renegotiated or modified contractual cash flows that are discounted at the financial asset's original effective interest rate. Any costs or fees incurred adjust the carrying amount of the modified financial asset and are amortized over the remaining term of the modified financial asset.

#### *Financial assets at FVTPL*

Financial assets at FVTPL include financial assets that either do not meet the criteria for amortized cost classification or are equity instruments held for trading or that meet certain conditions and are designated at FVTPL upon initial recognition. All derivative financial instruments also fall into this category, except for those designated and effective as hedging instruments, for which the hedge accounting requirements may apply. Assets in this category are measured at fair value with gains or losses recognized in profit or loss. The fair values of financial assets in this category are determined by reference to active market transactions or using a valuation technique where no active market exists.

#### *Financial assets at FVOCI*

FVOCI financial assets comprise of equity instruments measured at fair value. An equity investment classified as FVOCI is initially measured at fair value plus transaction costs. Gains and losses are

recognized in other comprehensive income and reported within the FVOCI reserve within equity, except for dividend income, which is recognized in profit or loss. There is no recycling of such gains and losses from OCI to Statement of Profit & Loss, even on the derecognition of the investment. However, the Group may transfer the same within equity.

#### *De-recognition of financial assets*

### **De-recognition of financial assets due to a substantial modification of terms and conditions**

The Group derecognizes a financial asset, such as a loan to a customer, when the terms and conditions have been renegotiated to the extent that, substantially, it becomes a new loan, with the difference recognized as a derecognition gain or loss, to the extent that an impairment loss has not already been recorded.

### **De-recognition of financial assets other than due to substantial modification**

Financial assets (or where applicable, a part of financial asset or part of a group of similar financial assets) are derecognized (i.e. removed from the Group's balance sheet) when the contractual rights to receive the cash flows from the financial asset have expired, or when the financial asset and substantially all the risks and rewards are transferred. The Group also derecognizes the financial asset if it has both transferred the financial asset and the transfer qualifies for derecognition.

#### *Classification and subsequent measurement of financial liabilities*

Financial liabilities are measured subsequently at amortized cost using the effective interest method, except for financial liabilities held for trading or designated at FVTPL, that are carried subsequently at fair value with gains or losses recognized in profit or loss.

#### *Derecognition of financial liabilities*

A financial liability is derecognized when the obligation under the liability is discharged or canceled or expires. When an existing financial liability is replaced by another from the same lender on substantially different terms or the terms of an existing liability are substantially modified, such an exchange or modification is treated as the derecognition of the original liability and the recognition of a new liability. The difference in the respective carrying amounts is recognized in the statement of profit or loss.

#### *Derivative financial instruments and hedge accounting*

The derivative financial instruments are accounted for at FVTPL. The Group does not apply hedge accounting.

### **Impairment of financial assets**

#### *Loan assets*

The Group follows a 'three-stage' model for impairment based on changes in credit quality since initial recognition as summarised below:

- Stage 1 includes loan assets that have not had a significant increase in credit risk since initial recognition or that have low credit risk at the reporting date.
- Stage 2 includes loan assets that have had a significant increase in credit risk since initial recognition but that do not have objective evidence of impairment.



- Stage 3 includes loan assets that have objective evidence of impairment at the reporting date.

The Expected Credit Loss (**ECL**) is measured at 12-month ECL for Stage 1 loan assets and lifetime ECL for Stage 2 and Stage 3 loan assets. ECL is the product of the probability of default, exposure at default and loss given default, defined as follows:

**Probability of Default (PD)** - The PD represents the likelihood of a borrower defaulting on its financial obligation, either over the next 12 months (12 months PD), or over the remaining lifetime (**Lifetime PD**) of the obligation.

**Loss Given Default (LGD)** – LGD represents the Company’s expectation of the extent of loss on a defaulted exposure. LGD varies by type of counterparty, type, and preference of claim and availability of collateral or other credit support.

**Exposure at Default (EAD)** – EAD is based on the amount of outstanding exposure as on the assessment date on which ECL is computed including undisbursed amounts in respect of letters of comfort.

Forward-looking economic information is included in determining the 12-month and lifetime PD, EAD and LGD. The assumptions underlying the expected credit loss are monitored and reviewed on an ongoing basis.

#### *Financial assets other than Loans*

In respect of its other financial assets, the Group assesses if the credit risk on those financial assets has increased significantly since initial recognition. If the credit risk has not increased significantly since initial recognition, the Group measures the loss allowance at an amount equal to 12-month expected credit losses, else at an amount equal to the lifetime expected credit losses.

To make that assessment, the Group compares the risk of a default occurring on the financial asset as at the balance sheet date with the risk of a default occurring on the financial asset as at the date of initial recognition. The Group also considers reasonable and supportable information, that is available without undue cost or effort, that is indicative of significant increases in credit risk since initial recognition. The Group assumes that the credit risk on a financial asset has not increased significantly since initial recognition if the financial asset is determined to have low credit risk at the balance sheet date.

#### *Write-offs*

Financial assets are written off either partially or in their entirety only when the Group has stopped pursuing the recovery.

#### **Assets/ Disposal Groups held for sale**

Assets are classified as held for sale if their carrying amount will have recovered principally through sale transaction rather than through continuing use and a sale is considered highly probable. They are measured at lower of their carrying amount or fair value less cost to sell, except for assets such as deferred tax, assets arising from employee benefit, financials assets and contractual rights under insurance contracts, which are specifically exempted from this requirement.

Non-current assets are not depreciated or amortised while they are classified as held for sale. Non-current assets held for sale are presented separately from other assets in the balance sheet.

Where the Group is committed to a sale plan involving loss of control of an entity, it classifies investment in the entity (i.e. all the assets and liabilities of that entity) as held for sale.

### **Cash and cash equivalents**

Cash and cash equivalents comprise cash on hand and demand deposits, together with other short-term, highly liquid investments (original maturity less than three months) that are readily convertible into known amounts of cash and which are subject to an insignificant risk of changes in value.

### **Dividend**

Proposed dividends and interim dividends payable to the shareholders are recognized as changes in equity in the period in which they are approved by the shareholders' meeting and the Board of Directors respectively.

### **Material prior period errors**

Material prior period errors are corrected retrospectively by restating the comparative amounts for the prior periods presented in which the error occurred. If the error occurred before the earliest period presented, the opening balances of assets, liabilities and equity for the earliest period presented, are restated.

### **Prepaid Expenses**

A prepaid expense up to Rs. 1,00,000/- is recognized as expense upon initial recognition.

### **Offsetting of financial instruments**

Financial assets and financial liabilities are offset and the net amount is reported in the balance sheet if there is a currently enforceable legal right to offset the recognised amounts and there is an intention to settle on a net basis, to realise the assets and settle the liabilities simultaneously.

### **Taxation**

Tax expense recognized in profit or loss comprises the sum of deferred tax and current tax. It is recognized in Statement of Profit and Loss, except when it relates to an item that is recognised in OCI or directly in equity, in which case, the tax is also recognised in OCI or directly in equity.

Current tax is determined as the tax payable in respect of taxable income for the year, using tax rates enacted or substantively enacted and as applicable at the reporting date, and any adjustments to tax payable in respect of previous years.

Deferred tax is recognized on temporary differences between the carrying amounts of assets and liabilities in the Ind-AS financial statements and the corresponding tax bases used in the computation of taxable income. Deferred tax liability is created on temporary difference between the carrying amount and tax base of investments in subsidiaries and joint ventures.

Deferred tax assets and liabilities are calculated, without discounting, at tax rates that are expected to apply to their respective period of realization, provided those rates are enacted or substantively enacted by the end of the reporting period. Deferred tax assets and liabilities are offset if there is a legally enforceable right to offset current tax liabilities and assets, and they relate to income taxes levied by the same tax authority.

Deferred tax liability is recognized for all taxable temporary differences. A deferred tax asset is recognized for all deductible temporary differences to the extent that it is probable that future taxable profits will be available against which the deductible temporary difference can be utilized. Deferred tax assets are reviewed at each reporting date and are reduced to the extent that it is no longer probable that the related tax benefit will be realized.

Changes in deferred tax assets or liabilities are recognized as a component of tax income or expense in profit or loss, except where they relate to items that are recognized in other comprehensive income or directly in equity, in which case the related deferred tax is also recognized in other comprehensive income or equity, respectively.

Dividend Distribution Tax is recognized at the same time when the liability to pay a dividend is recognized.

## **Employee benefits**

### **Short-term employee benefits**

Short-term employee benefits including salaries, short term compensated absences (such as a paid annual leave) where the absences are expected to occur within twelve months after the end of the period in which the employees render the related service, profit sharing and bonuses payable within twelve months after the end of the period in which the employees render the related services and non-monetary benefits for current employees are estimated and measured on an undiscounted basis.

### **Post-employment benefit plans are classified into defined benefits plans and defined contribution plans as under:**

#### *Defined contribution plan*

A defined contribution plan is a plan under which the Group pays fixed contributions in respect of the employees into a separate fund. The Group has no legal or constructive obligations to pay further contributions after its payment of the fixed contribution. The contributions made by the Group towards defined contribution plans are charged to the profit or loss in the period to which the contributions relate.

#### *Defined benefit plan*

The Group has an obligation towards gratuity, post retirement medical facility (**PRMF**) and other defined retirement benefit (**ODRB**) which are being considered as defined benefit plans covering eligible employees. Under the defined benefit plans, the amount that an employee will receive on retirement is defined by reference to the employee's length of service, final salary, and other defined parameters. The legal obligation for any benefits remains with the Group, even if plan assets for funding the defined benefit plan have been set aside.

The Group's obligation towards defined benefit plans is determined using the projected unit credit method, with actuarial valuations being carried out at the end of each annual reporting period. The liability recognized in the statement of financial position for defined benefit plans is the present value of the defined benefit obligation (**DBO**) at the reporting date less the fair value of plan assets. Management estimates the DBO annually with the assistance of independent actuaries.

Actuarial gains/losses resulting from re-measurements of the liability/asset are included in Other Comprehensive Income.

### **Other long-term employee benefits:**

Liability in respect of compensated absences becoming due or expected to be availed more than one-year after the balance sheet date is estimated on the basis of actuarial valuation performed by an independent actuary using the projected unit credit method.

Actuarial gains and losses arising from past experience and changes in actuarial assumptions are charged to statement of profit and loss in the period in which such gains or losses are determined.

### **Loan to employees at concessional rate**

Loans given to employees at concessional rate are initially recognized at fair value and subsequently measured at amortised cost. The difference between the initial fair value of such loans and transaction value is recognised as deferred employee cost, which is amortised on a straight-line basis over the expected remaining period of the Loan. In case of change in expected remaining period of the Loan, the unamortised deferred employee cost on the date of change is amortised over the updated expected remaining period of the loan on a prospective basis.

### **Provisions, Contingent Liabilities, and Contingent Assets**

Provisions are recognized when the Group has a present legal or constructive obligation as a result of a past event; it is probable that an outflow of economic resources will be required from the Group and amounts can be estimated reliably. Timing or amount of the outflow may still be uncertain. Provisions are measured at the estimated expenditure required to settle the present obligation, based on the most reliable evidence available at the reporting date, including the risks and uncertainties associated with the present obligation. Provisions are discounted to their present values, where the time value of money is material.

A contingent liability is disclosed for:

- Possible obligations which will be confirmed only by future events not wholly within the control of the Group; or
- Present obligations arising from past events where it is not probable that an outflow of resources will be required to settle the obligation or a reliable estimate of the amount of the obligation cannot be made.

In those cases, where the outflow of economic resources as a result of present obligations is considered improbable or remote, no liability is recognized or disclosure is made.

Any reimbursement that the Group can be virtually certain to collect from a third party concerning the obligation (such as from insurance) is recognized as a separate asset. However, this asset may not exceed the amount of the related provision.

Contingent assets are not recognized. However, when the inflow of economic benefits is probable, the related asset is disclosed.

### **Fair value measurement**

The Group measures financial instruments, such as derivatives at fair value at each reporting date.

Fair value is the price that would be received to sell an asset or paid to transfer a liability in an orderly transaction between market participants at the measurement date. The fair value measurement is based on the presumption that the transaction to sell the asset or transfer the liability takes place either:

- In the principal market for the asset or liability, or

- In the absence of a principal market, in the most advantageous market for the asset or liability

The principal or the most advantageous market must be accessible by the Group.

The fair value of an asset or a liability is measured using the assumptions that market participants would use when pricing the asset or liability, including assumptions about risk, assuming that market participants act in their economic best interest. A fair value measurement of a non-financial asset takes into account a market participant's ability to generate economic benefits by using the asset in its highest and best use or by selling it to another market participant that would use the asset in its highest and best use.

The Group uses valuation techniques that are appropriate in the circumstances and for which sufficient data are available to measure fair value, maximizing the use of relevant observable inputs and minimizing the use of unobservable inputs.

All assets and liabilities for which fair value is measured or disclosed in the Consolidated financial statements are categorized within the fair value hierarchy, described as follows, based on the lowest level input that is significant to the fair value measurement as a whole:

- Level 1 - Quoted (unadjusted) market prices in active markets for identical assets or liabilities
- Level 2 - Valuation techniques for which the lowest level input that is significant to the fair value measurement is directly or indirectly observable
- Level 3 - Valuation techniques for which the lowest level input that is significant to the fair value measurement is unobservable

For assets and liabilities that are recognized in the Consolidated financial statements regularly, the Group determines whether transfers have occurred between levels in the hierarchy by re-assessing categorization (based on the lowest level input that is significant to the fair value measurement as a whole) at the end of each reporting period.

### **Significant management judgment in applying accounting policies and estimation of uncertainty**

The preparation of the Group's Ind-AS financial statements requires management to make judgments, estimates, and assumptions that affect the reported amounts of revenues, expenses, assets and liabilities, and the related disclosures. Actual results may differ from these estimates.

#### *Significant management judgments*

**Recognition of deferred tax assets/ liability** – The extent to which deferred tax assets can be recognized is based on an assessment of the probability of the future taxable income against which the deferred tax assets can be utilized. Further, the Group's Management has no intention to make withdrawal from the special reserve created and maintained under section 36(1)(viii) of the Income Tax Act, 1961 and thus, the special reserve created and maintained is not capable of being reversed. Hence, the Group does not create any deferred tax liability on the said reserve.

**Evaluation of indicators for impairment of assets** – The evaluation of the applicability of indicators of impairment of assets requires assessment of several external and internal factors which could result in deterioration of recoverable amount of the assets.

**Investment in SPVs** – Transmission projects are managed as per the mandate from Government of India and the Group does not have the practical ability to direct the relevant activities of these projects

unilaterally. The Group therefore considers its investment in respective SPVs as associates having significant influence despite the Company holding 100% of their paid-up equity share capital.

**Non recognition of Interest Income on Credit Impaired Loans** - Interest income on credit-impaired loan assets is not being recognised as a matter of prudence, pending the outcome of resolutions of stressed assets.

#### *Significant estimates*

**Useful lives of depreciable/amortizable assets** – Management reviews its estimate of the useful lives of depreciable/amortizable assets at each reporting date, based on the expected utility of the assets. Uncertainties in these estimates relate to technical and economic obsolescence that may change the utility of assets.

**Defined benefit obligation (DBO)** – Management’s estimate of the DBO is based on a number of underlying assumptions such as standard rates of inflation, mortality, discount rate and anticipation of future salary increases. Variation in these assumptions may significantly impact the DBO amount and the annual defined benefit expenses.

**Fair value measurements** – Management applies valuation techniques to determine the fair value of financial instruments (where active market quotes are not available). This involves developing estimates and assumptions consistent with how market participants would price the instrument. In estimating the fair value of an asset or a liability, the Group uses market-observable data to the extent it is available. In case of non-availability of market-observable data, Level 2 & Level 3 hierarchy is used for fair valuation.

**Income Taxes** – Significant estimates are involved in determining the provision for income taxes, including amount expected to be paid/recovered for uncertain tax positions and also in respect of expected future profitability to assess deferred tax asset.

**Expected Credit Loss (ECL)** – The measurement of an expected credit loss allowance for financial assets measured at amortized cost requires the use of complex models and significant assumptions about future economic conditions and credit behavior (e.g., likelihood of customers defaulting and resulting losses). The Group makes significant judgments about the following while assessing expected credit loss to estimate ECL:

- Determining criteria for a significant increase in credit risk;
- Establishing the number and relative weightings of forward-looking scenarios for each type of product/ market and the associated ECL;
- Establishing groups of similar financial assets to measure ECL; and
- Estimating the probability of default and loss given default (estimates of recoverable amounts in case of default).

### **Consolidated Accounting Policies under Indian GAAP**

#### *Principles of Consolidation*

Our consolidated audited financial statements as of and for each of the fiscal years ended March 31, 2017 and 2018 included elsewhere in this Offering Circular relate to the Company, its subsidiaries and joint ventures. Our consolidated financial statements have been prepared on the following basis:

- (a) the financial statements of the Company and its subsidiaries are combined on a line-by-line basis by adding together the book values of like items of assets, liabilities, income and expenses, after fully eliminating intra-group balances and intra-group transactions in accordance with AS 21 – “Consolidated Financial Statements”; and
- (b) the financial statements of any joint venture are combined by applying a proportionate consolidation method on a line-by-line basis by adding together the book values of like items of assets, liabilities, income and expenses after eliminating a proportionate share of unrealized profits or losses in accordance with AS 27 – "Financial Reporting of Interests in Joint Ventures".

As far as possible, the consolidated financial statements are prepared using uniform accounting policies for like transactions and other events in similar circumstances.

### **Summary of Significant Accounting Policies under Indian GAAP**

Except where otherwise noted, the discussion and analysis of our results of operations are based upon our financial statements, which are prepared under the historical cost convention on an accrual basis and in accordance with generally accepted accounting principles and accounting standards as applicable under Section 133 of the Companies Act read with MCA General Circular No. 15/2013 dated September 13, 2013. The preparation of these financial statements requires us to make estimates and assumptions that affect the reported amounts of assets and liabilities and disclosure thereof at the date of the financial statements and the reported amounts of revenues and expenses during the reporting period. We base our estimates on our historical experience and on various other assumptions that we believe to be reasonable under the circumstances, the results of which form the basis for making judgments about the carrying amount values of assets and liabilities that are not readily apparent from other sources. The actual results could differ from these estimates, and the differences between the actual results and estimates are recognized in the periods in which such results materialize.

We believe that application of the following critical accounting policies shall entail the most significant judgments and estimates used in the preparation of our non-consolidated financial statements.

### **Income Recognition, Asset Classification and Provisioning**

#### *Income Recognition*

- (a) Income on Net Performing Assets is recognized as and when received and appropriated. Any such income recognized before the asset became non-performing and remaining unrealized will be reversed.

Unless otherwise agreed, the recoveries from the borrowers are appropriated in the order of: (i) costs and expenses of the Company; (ii) penal interest including interest tax, if any; (iii) overdue interest including interest tax, if any; and (iv) repayment of principal, the oldest being adjusted first.

In respect of standard loans including those whose terms are renegotiated/rescheduled/restructured and retained as Standard Loans, income is recognized on accrual basis.

- (b) Income of agency fee on Government schemes is recognized on an accrual basis on the basis of the services rendered.

- (c) Income under the head processing fee, upfront fee, lead fee, fees/charges received under the mutatis mutandis clause and the prepayment premium is accounted for in the year in which it is received by the company.
- (d) Income from consultancy services is recognized based on a proportionate completion method as per AS 9 – Revenue Recognition.
- (e) Revenue from contracts is recognized:
  - (i) in cost-plus contracts by including eligible contractual items of expenditure plus proportionate margin as per the contract; and
  - (ii) in fixed-price contracts on the basis of the contractual price breakup of deliverables. In the absence of the same, at the cost of work performed on the contract plus proportionate margin using the percentage of completion method.
- (f) Revenue from the sale of goods is recognized at the time of delivery of goods to customers.
- (g) Income from investments:
  - (i) Income from dividends on shares of corporate bodies and units of mutual funds shall be taken into account on an accrual basis when REC's right to receive payment is established.  
  
Provided that in the case of the final dividend, the right to receive payment shall be considered as established only upon approval of the dividend by the shareholders in the annual general meeting.
  - (ii) Income from bonds and debentures of corporate bodies and from Government securities/bonds shall be taken into account on an accrual basis.  
  
Provided that the interest rate on these instruments is pre-determined and interest is serviced regularly and is not in arrears.
  - (iii) Income on securities of corporate bodies or public-sector undertakings, the payment of interest and repayment of principal of which have been guaranteed by the Central Government or a State Government shall be taken into account on an accrual basis.

#### *Assets Classification*

Our Company follows prudential norms prescribed by the RBI for NBFCs pursuant to the Non-Banking Financial Company – Systemically Important Non-Deposit taking Company and Deposit taking Company (Reserve Bank) Directions, 2016, as amended from time to time.

We classify our loans and other assets as follows:

#### *(a) Standard assets*

A standard asset is defined as an asset that is not a Non Performing Asset, in respect of which no default in repayment of principal or payment of interest is perceived and which does not disclose any problem nor carry more than normal risk attached to the business.

#### *(b) Non-performing assets*



An asset shall become a Non Performing Asset if interest and/or installment of principal remain(s) overdue for a period of three months or more.

In case of under-implementation generation projects (other than hydro projects in the Himalayan region or those affected by natural disasters), the loan asset shall also be classified as Non Performing Assets if it fails to commence commercial operations within two years (or up to four years (subject to certain conditions)) from the original date of commencement of commercial operations (**DCCO**) (as the case may be), depending upon the reasons of such delay.

For the purpose of classification of assets into standard, sub-standard, doubtful and loss categories, facilities shall be classified borrower-wise, except in the case of government sector loans, where cash flows from each project are separately identifiable and applied to the same project, and we classify such loans on a project-wise basis.

Non Performing Assets are classified into Sub-Standard, Doubtful and Loss Assets. A Non Performing Assets is an asset that is a sub-standard asset, a doubtful asset or a loss asset.

(c) *Sub-standard assets*

A sub-standard asset is an asset which has been classified as a Non Performing Asset for a period not exceeding 12 months. An asset which has been renegotiated, rescheduled or restructured shall be a sub-standard asset or continue to remain in the same category in which it was prior to its renegotiation or rescheduling or restructuring, as a doubtful asset or a loss asset as the case may be. Such asset may be upgraded only when all the outstanding loan or facilities in the account perform satisfactorily during the period up to one year from the commencement of the first payment of interest or principal, whichever is later, on the credit facility with the longest period of moratorium under the terms of the restructuring package. Necessary provisioning is required to be made as applicable to such asset until it is upgraded.

(d) *Doubtful assets*

A doubtful asset is defined as an asset which remains a sub-standard asset for a period exceeding 12 months.

(e) *Loss assets*

(f) A loss asset is defined as:

- (i) an asset which has been identified as a loss asset by us or our internal or external auditor or by the RBI, to the extent it is not written off by us; or
- (ii) an asset which is *adversely* affected by a potential threat of non-recoverability due to either erosion in the value of security or non-availability of security or due to any fraudulent act or omission on the part of the borrower.

Loans, advances and any other form of credit are classified as standard assets, sub-standard assets, doubtful assets and loss assets.

*Provisioning against Loss*

The provisioning requirement in respect of loans, advances and other credit facilities including bills purchased and discounted is as follows:

(a) *Loss assets*

For loss assets, the entire asset is written off. In the event that the asset is permitted to remain on our books for any reason, provision is made for 100 per cent. of the outstanding asset.

(b) *Doubtful assets*

A provision of 100 per cent. is made to the extent to which the advance is not covered by the realizable value of the security to which we have a valid recourse. The realizable value is to be estimated on a realistic basis. Loans covered by a central or state government guarantee or a state government undertaking for deduction from the central plan allocation or loans to any state government shall be treated as secured.

In addition to the above, depending upon the period for which the asset has remained doubtful, a provision of 20 per cent. to 50 per cent. of the secured portion (i.e. estimated realizable value of the outstanding asset) is made on the following basis:

<b>Period for which the asset has been considered as doubtful</b>	<b>Percentage of provision</b>
Up to one year .....	20 per cent.
One year up to three years .....	30 per cent.
More than three years .....	50 per cent.

(c) *Sub-standard asset.*

A provision of 10 per cent. is made.

(d) *Standard assets*

**Particulars**

**Provisioning requirement**

For loans restructured and eligible for classification as “standard asset” as per RBI norms if the original DCCO prescribed at the time of financial closure is extended beyond two years and up to:

5.00 per cent. from the date of such restructuring until the revised DCCO or two years from the date of restructuring.

four years in case the reason for extension of DCCO is arbitration proceedings or a court case; and

three years in case the reason for extension of DCCO is beyond the control of promoters (other than court cases).

For standard assets other than those specified above. 0.40 per cent.

*Treatment of Provisions Held*

The provisions in respect of Non-Performing Assets are reversed only after the complete recovery of the outstanding/regularization of the account.

For restructured/rescheduled assets, provisions are made in accordance with the guidelines (subject to specific relaxations) issued by RBI, which requires that the difference between the fair value of the

loan assets before and after restructuring is provided for, in addition to provision for the respective loan assets.

### **Fixed Assets**

Fixed Assets are shown at historical cost less accumulated depreciation. The cost includes any cost attributable to bringing the assets to its working condition for its intended use.

### **Depreciation**

Depreciation on assets is provided on the straight-line method in accordance with the useful lives prescribed under Schedule II to the Companies Act.

Depreciation on assets purchased/sold during the year is charged for the full month if the asset is in use for more than 15 days, instead of charging the same on pro rata basis from the date of purchase/sale.

Depreciation on assets purchased during the year up to Rs. 5,000 is provided at 100 per cent.

Leasehold land is amortized over the lease period.

### **Intangible Assets**

An intangible asset is recognized where it is probable that the future economic benefits attributable to the assets will flow to the Company. The depreciable amount of an intangible asset is allocated on a straight-line basis over the best estimate of its useful life. We estimate the useful life of intangible assets to be five years.

### **Investments**

Long-term investments are carried at cost. However, provision for diminution is made to recognize a decline, other than temporary, in the value of the investments, such reduction being determined and made for each investment individually. Quoted current investments are carried individually at the cost or market value whichever is lower. Unquoted current investments are carried individually at the cost or fair value whichever is lower.

### **Current Tax and Deferred Tax**

Income tax expense comprises current income tax (being the amount of tax for the period determined in accordance with the income tax law) and deferred tax charge or credit (reflecting the tax effects of timing differences between accounting income and taxable income for the period) is determined in accordance with AS 22. The deferred tax charge or credit and the corresponding deferred tax liabilities or assets are recognized using the tax rates that have been enacted or substantially established by the balance sheet date. Deferred tax assets are recognized and carry forward to the extent that there is a reasonable certainty that sufficient future taxable income will be available against which such deferred tax assets can be realized.

### **Impairment of Assets**

At each balance sheet date, the Company reviews the carrying amounts of its fixed assets to determine whether there is any indication that those assets suffered an impairment loss. If any such indication exists, the recoverable amount of the asset is estimated in order to determine the extent of impairment loss. Recoverable amount is the higher of assets net selling prices and value in use.

## **Provisions**

A provision is recognized when the company has a present obligation as a result of a past event and it is probable that an outflow of resources will be required to settle the obligation and a reliable estimate of the amount of the obligation can be made. Provisions are determined based on management's estimate required to settle the obligation at the balance sheet date. These are reviewed at each balance sheet date and adjusted to reflect the current management's estimates.

## **Bond/Debt Issue**

Expenditure on the raising of funds by way of bonds is charged to revenue in the year of issue of such bonds.

The Company discharges its obligation towards payment of principal and interest relating to bonds by depositing the amount in the designated bank accounts. Accordingly, the payments are treated as final payments and these amounts are not exhibited in the books until the validity of the instruments but reconciliation thereof is carried out.

Expenditure incurred on the raising of funds is charged to the statement of profit and loss in the year in which it is incurred, except the arrangement fee paid on the raising of external commercial borrowings, discount and interest on commercial papers or Regulation S bonds, which is amortized proportionately over the period of its tenure.

## **Cash Flow Statement**

Cash flows are reported using the indirect method, whereby profit before tax is adjusted for the effects of transactions of a non-cash nature and any deferrals or accruals of past or future cash receipts or payments. The cash flows from regular operating, financing and investing activities of the Company are segregated.

Cash comprises cash on hand, demand deposits with banks, interest with postal authorities and cheques, drafts and pay orders in hand. The Company considers cash equivalents as all short-term balances (with an original maturity of three months or less from the date of acquisition) of, highly liquid investments that are readily convertible into known amounts of cash and which are subject to an insignificant risk of changes in value.

## **Prior Period/Prepaid Adjustments**

Considering the nature of business, interest income and expenditure for the earlier years ascertained and determined during the year is accounted for in the year in which it is so ascertained or determined.

Other items not exceeding Rs. 500,000 in each case are accounted for under natural heads of account.

## **Employee Benefits**

The liability for employee benefits in respect of gratuity ascertained on actuarial valuation is provided and funded to a separate trust.

Post-employment and other long-term employee benefits are recognized as an expense in the statement of profit and loss for the year in which the employee has rendered services. The expense is recognized at the present value of the amounts payable determined using actuarial valuation techniques. Actuarial gains and losses in respect of post-employment and other long-term benefits are charged to the statement of profit and loss.

## **Transaction in Foreign Currency**

Foreign currency transactions are initially recorded at the exchange rate prevailing on the date of transaction.

In respect of accounting periods commencing on or after April 1, 2011, the exchange differences arising on reporting of long-term foreign currency monetary items (having a term of 12 months or more at the date of origination) at RBI reference rates prevailing at the end of each reporting period or where the RBI reference rate is not available for any currency, the closing rate for the same date quoted on Bloomberg, different from those at which they were initially recorded during the period, or reported in previous financial statements, are accumulated in a “Foreign Currency Monetary Item Translation Difference Account” and amortized over the balance period of such long-term monetary item, by recognition as income or expense in each of such periods.

Short-term foreign currency monetary items (having a term of less than 12 months at the date of origination) are translated at RBI reference rates prevailing at the end of each reporting period or where the RBI reference rate is not available for any currency, the closing rate for the same date quoted on Bloomberg. The resultant exchange fluctuation is recognized as income or expense in each of such periods.

## **Grants/Funds from Government**

Undisbursed funds of grant received for further disbursements are classified as current liabilities. Interest wherever earned on such funds is credited to the respective grant account.

## **Derivative Transactions**

Derivative transactions include forwards, interest rate swaps, cross-currency swaps and currency and cross-currency options to hedge assets and liabilities. These derivative transactions are done for hedging purposes and not for trading or speculative purposes.

Derivative contracts in the nature of foreign exchange forward contracts are accounted for as per AS 11 “The Effects of Changes in Foreign Exchange Rates”. These foreign exchange contract are carried net of receivables and payables in asset or liability.

Other derivative contracts, including but not limited to interest rate swaps, are accounted for as per the “Guidance Note on Accounting for Derivative Contracts” issued by the Institute of Chartered Accountants of India. These are carried at fair value and changes in the fair value being recognized in the statement of profit and loss.

Any one-time hedging premium paid on derivative transactions shall be amortized over the tenor of such derivative contract.

## **Changes in Accounting Policies in the last three Fiscal Years**

### *Changes in Accounting Policies for Fiscal 2019 in accordance with Ind-AS*

Please refer to the consolidated financial statements as of and for the year ended March 31, 2019 included in this Offering Circular for changes in accounting policies for Fiscal 2019.

### *Changes in Accounting Policies for Fiscal 2018 in accordance with Indian GAAP*

The RBI has recently issued a guideline on “Resolution of Stressed Assets – Revised Framework” dated February 12, 2018, under which the current instructions on resolution of stressed assets such as

the framework for revitalising distressed assets, corporate debt restructuring schemes, flexible structuring of existing long-term project loans, SDR, change in ownership outside SDR, and schemes for sustainable structuring of stressed assets are withdrawn with immediate effect. See “*Risk Factors—Risks Relating to Our Business—If the level of credit-impaired assets or non-performing assets in our loan portfolio were to increase, our financial condition would be adversely affected*” for more information on the impact of the guideline on our Company’s loan portfolio.

During Fiscal 2018, the Company revised its accounting policy for the amortization of the one-time arrangement fee incurred in the raising of foreign currency borrowings and premiums paid towards hedging contracts over the period of such borrowings or contracts. Due to this change in accounting policy, profit before tax for Fiscal 2018 was higher by Rs. 2,207.5 million.

Further, the policy for recognizing the agency fee on Government schemes has now been changed to recognize such income on an accrual basis. Due to this change in accounting policy, profit before tax for Fiscal 2018 was higher by Rs. 1,364.5 million.

Since the validity of certain exemptions given by RBI had expired during Fiscal 2018 in respect of the classification of loan assets, the Company has modified the accounting policy in respect of asset classification and provisioning to bring it in line with RBI master directions. Due to this change in accounting policy, profit before tax for Fiscal 2018 was lower by Rs. 1,460.9 million.

Due to the combined effect of these changes in accounting policies, profit before tax for Fiscal 2018 was higher by Rs. 2,111.1 million.

#### *Changes in Accounting Policies for Fiscal 2017 in accordance with Indian GAAP*

##### *Rural Electrification Corporation Limited*

During Fiscal 2017, the Company revised its significant accounting policies in respect of accounting for derivatives contracts in order to align it with the "Guidance Note on Accounting for Derivative Contracts" (the **Guidance Note**) issued by The Institute of Chartered Accountants of India which has become applicable from April 1, 2016. In accordance with the transitional provisions mentioned in the Guidance Note, an amount of Rs. 867.5 million after netting of taxes of Rs. 459.2 million had been adjusted in the opening balance of reserves, representing the change in the fair value of the interest rate swaps until March 31, 2016. Further, the fair value gain on interest rate swaps of Rs. 3,247.7 million has been booked to the statement of profit and loss for Fiscal 2017 in accordance with the revised accounting policy.

Further, the accounting policy on the treatment of foreign currency exchange differences on hedged loans and the corresponding derivative contracts has also been revised in order to align the same with existing accounting policy for amortizing the foreign exchange fluctuation loss or gain on the long-term foreign currency monetary items over the balance period of such items in accordance with AS 11. Due to this change, foreign exchange fluctuation loss pertaining to Fiscal 2016 of Rs. 297.9 million and foreign exchange fluctuation gains pertaining to Fiscal 2017 amounting to Rs. 66.9 million were adjusted in the finance cost for Fiscal 2017.

Due to these changes in accounting policies, profit before tax for Fiscal 2017 was higher by Rs. 3,016.7 million.

##### *Group Companies*

During Fiscal 2017, RECPDCL, a subsidiary of the Company, discontinued its policy of making a provision for contingencies of project cost revisions at 2.0% of its annual turnover. Due to this change in accounting policy, profit before tax for Fiscal 2017 was higher by Rs. 36.5 million.

Further, during Fiscal 2017, RECPDCL changed its existing policy of making percentage-based provision for doubtful debts to actual provision on prudence basis. Due to this change in accounting policy, profit before tax for Fiscal 2017 was higher by Rs. 27.2 million.

## **DESCRIPTION OF PRINCIPAL COMPONENTS OF INCOME AND EXPENSES**

### **Income**

#### *Revenue from Operations*

Revenue from operations includes the following:

- *Interest Income*- Interest on loan assets (which comprises interest income from long-term and short-term financing), interest income from investments, interest income from deposits with banks and other interest income.
- *Dividend Income*- Income received from dividend distributions on our long-term investments.
- *Fees and Commission Income*- Income from other financial services, which comprises fee-based income, prepayment income and income from implementation of Government schemes.
- *Sale of services*- Sale of services comprises of income from consulting engineering services, execution of IT implementation projects and documentation fees.

#### *Other Income*

Other income primarily consists of income from provisions/liabilities written back, fees from training courses and miscellaneous income.

### **Expenses**

#### *Finance Cost*

Financing costs primarily consists of interest expenses on our borrowings, debt securities, subordinated liabilities and other interest expense.

#### *Net Translation/Transaction Exchange Loss*

Net translation/transaction exchange loss includes amortisation of net translation/ transaction exchange loss/ (gain) on long term foreign currency monetary items recognised in the financial statements before April 1, 2018.

#### *Fees and Commission Expense*

Fees and commission expense include payment of guarantee fee, listing and trusteeship fees, agency fees, credit rating expenses and other finance changes.

#### *Net Loss of Fair Value Changes*

Net loss on fair value changes includes changes in fair value of derivatives and changes in fair value of short-term investment of surplus funds in mutual funds.

#### *Expenses towards Impairment of Financial Instruments*

Impairment of financial instruments consists of costs towards impairment of loans and other financial instruments.

#### *Cost of Services Rendered*

Cost of services rendered consists of costs incurred towards project expenses.

#### *Cost of Material Consumed*

Cost of material consumed consists of information technology hardware.

#### *Changes in Inventories of Finished Goods and Work-in-Progress*

Changes in inventories of finished goods and work-in-progress represent changes in inventories over the period of the items purchased.

#### *Impairment on financial instruments*

Impairment on financial instruments includes impairment of loan and other assets.

#### *Employee Benefits Expenses*

Employee benefits expenses include employee salaries and allowances, contribution to the Provident Fund and other funds, gratuity, expenses towards post-retirement medical facility and staff welfare expenses.

#### *Depreciation and Amortization*

Depreciation represents depreciation charges on our fixed assets including intangible assets.

#### *Corporate Social Responsibility Expenses*

Corporate social responsibility expenses mainly include expenses undertaken in accordance with the provisions of the Companies Act in accordance with the Company's CSR Policy.

#### *Other Expenses*

Other expenses include expenses in relation to travelling and conveyance, publicity and promotion, repairs and maintenance of building, rent and hiring charges, insurance charges and other various expenses.



Results of Operations under Ind-AS

	<b>For the nine months ended December 31,</b>	
	<b>2018</b>	<b>2019</b>
	<b>(non-consolidated)</b>	
	<i>(Rs. in millions)</i>	
<b>Revenue from Operations .....</b>		
- Interest Income	184,206.6	219,082.1
- Dividend Income	566.4	152.6
- Fees and Commission Income	2,222.9	289.6
- Net gain on fair value changes	4,135.1	921.2
<b>Total Revenue from Operations</b>	<b>191,131.0</b>	<b>220,445.5</b>
Other Income .....	173.5	78.7
<b>Total Income .....</b>	<b>191,304.5</b>	<b>220,524.4</b>
<b>Expenses</b>		
- Finance Costs .....	114,804.1	140,552.5
- Net translation/transaction exchange loss.....	5,828.7	10,251.5
- Fees and commission Expense .....	220.7	149.5
- Impairment on financial instruments .....	2,225.5	3,511.0
- Employee Benefits Expenses .....	1,110.6	1,336.8
- Depreciation and amortization .....	51.4	68.5
- Corporate Social Responsibility Expenses .....	845.1	820.3
- Other Expenses.....	1,556.4	983.5
<b>Total Expenses .....</b>	<b>126,642.5</b>	<b>157,673.6</b>
<b>Profit before Tax .....</b>	<b>64,662.0</b>	<b>62,850.6</b>
Exceptional Items	-	-
<b>Tax Expense</b>		
Current tax .....	14,525.2	13,263.0
Deferred Tax .....	5,060.9	5,083.1
<b>Total Tax Expense .....</b>	<b>19,586.1</b>	<b>18,346.1</b>
<b>Profit for the period from continuing operations.....</b>	<b>45,075.9</b>	<b>44,504.5</b>
Profit from Discontinuing Operations.....	-	-
Tax Expense of Discontinuing Operations.....	-	-
<b>Profit from Discontinued Operations .....</b>	<b>-</b>	<b>-</b>
<b>Profit for the period .....</b>	<b>45,075.9</b>	<b>44,504.5</b>
<b>Other comprehensive Income/(Loss).....</b>	<b>-</b>	<b>-</b>
<b>Items that will not be reclassified to profit or loss.....</b>	<b>-</b>	<b>-</b>
Remeasurement gains/(losses) on defined benefit plans .....	74.6	79.6
Changes in Fair Value of FVOCI Equity Instruments.....	(252.4)	(403.1)
Income tax relating to these items.....	-	-
- Remeasurement gains/(losses) on defined benefit plans.....	(26.1)	(20.0)
- Changes in Fair Value of FVOCI Equity Instruments .....	(8.0)	127.9
<b>Other comprehensive Income/(Loss) for the period .....</b>	<b>(211.9)</b>	<b>(215.6)</b>
<b>Total comprehensive Income for the period .....</b>	<b>44,864.0</b>	<b>44,288.9</b>
<b>Basic and Diluted Earnings per Equity</b>	<b>-</b>	<b>-</b>
<b>Share of Rs. 10 each (in Rs.) .....</b>		
For continuing operations .....	22.8	22.5
For continuing and discontinued operations .....	22.8	22.5

	<b>For the year ended March 31,</b>	
	<b>2018</b>	<b>2019</b>
	(consolidated)	
	(Rs. in millions)	
<b>Revenue from Operations .....</b>		
- Interest Income	220,983.1	249,836.2
- Dividend Income	268.5	203.8
- Fees and Commission Income	2,993.9	2,250.9
- Sale of services	2,270.5	1,699.3
<b>Total Revenue from Operations</b>	<b>226,516.0</b>	<b>253,990.2</b>
Other Income .....	147.9	323.1
<b>Total Income .....</b>	<b>226,663.9</b>	<b>254,313.3</b>
<b>Expenses</b>		
- Finance Costs .....	133,329.4	156,392.0
- Net translation/transaction exchange loss.....	193.7	5,211.9
- Fees and commission Expense .....	245.8	343.8
- Net loss on fair value changes .....	5,733.7	3,485.2
- Impairment on financial instruments .....	23,005.3	2,434.9
- Cost of services rendered .....	1,198.0	851.5
- Cost of material consumed .....	79.5	-
- Changes in inventories of finished goods and work-in-progress	00.4	-
- Employee Benefits Expenses .....	1,840.4	1,773.7
- Depreciation and amortization .....	69.3	82.9
- Corporate Social Responsibility Expenses .....	509.4	1,044.9
- Other Expenses.....	990.5	1,887.6
<b>Total Expenses .....</b>	<b>167,195.4</b>	<b>173,508.4</b>
<b>Share of Profit/Loss of Joint Venture accounted for using equity method .....</b>	<b>106.7</b>	<b>99.5</b>
<b>Profit before Tax .....</b>	<b>59,575.2</b>	<b>80,904.4</b>
<b>Tax Expense</b>		
Current tax .....	22,154.3	18,132.3
Deferred Tax .....	(7,084.3)	5,358.3
Total Tax Expense .....	15,070.0	23,490.6
<b>Profit for the year .....</b>	<b>44,505.2</b>	<b>57,413.8</b>
<b>Other comprehensive Income/(Loss)</b>		
<b>Items that will not be reclassified to profit or loss</b>		
Remeasurement gains/(losses) on defined benefit plans	(63.4)	(193.7)
Changes in Fair Value of FVOCI Equity Instruments	84.8	(472.6)
Share of Other Comprehensive Income/(loss) of Joint Venture accounted for using equity method	(0.3)	(0.5)
Income tax relating to these items		
- Remeasurement gains/(losses) on defined benefit plans	22.0	67.7
- Changes in Fair Value of FVOCI Equity Instruments	(1.0)	(06.8)
- Share of Other Comprehensive Income/(loss) of Joint Venture accounted for using equity method	-	-
Sub-Total (i)	42.1	(605.9)
<b>Items that will be reclassified to profit or loss</b>		

	<b>For the year ended March 31,</b>	
	<b>2018</b>	<b>2019</b>
	<b>(consolidated)</b>	
	<i>(Rs. in millions)</i>	
Share of Other Comprehensive Income/(loss) of Joint Venture accounted for using equity method	14.6	-
Sub-Total (ii)	14.6	-
<b>Other comprehensive Income/(Loss) for the period (i+ii)</b>	<b>56.7</b>	<b>(605.9)</b>
<b>Total comprehensive Income for the period</b>	<b>44,561.9</b>	<b>56,807.9</b>
<b>Basic and Diluted Earnings per Equity Share of Rs. 10 each (in Rs.)</b>		
For continuing operations	22.5	29.0
For continuing and discontinued operations	22.5	29.0

### *Results of Operations under Indian GAAP*

	<b>For the year ended March 31,</b>	
	<b>2017</b>	<b>2018</b>
	<b>(consolidated)</b>	
	<i>(Rs. in millions)</i>	
Revenue from Operations .....	241,949.2	230,544.2
Other Income .....	1,663.1	469.8
<b>Total Revenue .....</b>	<b>243,612.3</b>	<b>231,014.0</b>
<b>Expenses</b>		
- Finance Costs .....	134,615.9	138,595.9
- Employee Benefits Expense .....	1,927.5	1,984.6
- Depreciation and Amortization .....	403.3	695.9
- Corporate Social Responsibility Expenses .....	689.4	509.4
- Other Expenses.....	2,205.8	2,852.9
- Provisions and Contingencies.....	11,103.1	14,210.6
- Purchases of Stock-in-Trade.....	2,731.2	3,285.3
- Changes in Inventories of Stock-in-Trade and Work-in-Progress .....	227.6	(533.2)
- Impairment Losses on Financial Assets .....	-	-
<b>Total Expenses .....</b>	<b>153,903.8</b>	<b>161,601.4</b>
Profit before Prior Period Items and Tax .....	89,708.5	69,412.6
Prior Period Items .....	(15.1)	0.2
<b>Profit before Tax .....</b>	<b>89,723.6</b>	<b>69,412.4</b>
<b>Tax Expense</b>		
- Current Year/Period.....	26,483.7	22,121.7
- Earlier Years/Periods / (Refunds).....	(277.9)	122.1
- Deferred Tax .....	384.1	274.0
<b>Total Tax Expense .....</b>	<b>26,589.9</b>	<b>22,517.8</b>
<b>Profit for the Year/Period .....</b>	<b>63,133.7</b>	<b>46,894.6</b>

***Comparison of the relevant non-consolidated financial results for the nine months ended December 31, 2019 with the nine months ended December 31, 2018***

**Total Income**

Total income for the nine months ended December 31, 2019 increased by 15.13% from Rs. 191,304.5 million for the nine months ended December 31, 2018 to Rs. 220,524.4 million for the nine months ended December 31, 2019 mainly due to an increase in revenue from operations (see below for further details).

Revenue from Operations

Revenue from operations for the nine months ended December 31, 2019 increased by 15.33% from Rs. 191,131.0 million for the nine months ended December 31, 2018 to Rs. 220,445.5 million for the nine months ended December 31, 2019, mainly due to an increase in interest income (see below for further details).

*Interest Income*

Our interest income for the nine months ended December 31, 2019 increased by 18.93% from Rs. 184,206.6 million for the nine months ended December 31, 2018 to Rs. 219,082.1 million for the nine months ended December 31, 2019, primarily due to an increase in the interest on loan assets from Rs. 182,344.1 million for the nine months ended December 31, 2018 to Rs. 217,311.7 million for the nine months ended December 31, 2019 – which in turn was driven by an increased loan portfolio of the Company.

*Dividend Income*

Our dividend income for the nine months ended December 31, 2019 decreased by 73.05% from Rs. 566.4 million for the nine months ended December 31, 2018 to Rs. 152.6 million for the nine months ended December 31, 2019, primarily due to no receipt of dividend from subsidiaries during the nine months ended December 31, 2019 as against an amount of Rs. 352.9 million and Rs 110.5 million received during the nine months ended December 31, 2018 from RECTPCL and RECPDCL, respectively. However, this was partially set-off by a dividend of Rs. 152.6 million received from other equity investments during the the nine months ended December 31, 2019 compared to Rs. 103.0 million during the the nine months ended December 31, 2018..

*Fees and Commission Income*

Our fees and commission for the nine months ended December 31, 2019 decreased by 86.97% from Rs. 2,222.9 million for the nine months ended December 31, 2018 to Rs. 289.6 million for the nine months ended December 31, 2019, primarily due to a decrease of prepayment premiums and agency charges received on implementation of government schemes from Rs 1,392.8 million and Rs. 808.1 million, respectively for the nine months ended December 31, 2018 to Rs. 99.9 million and Rs. 171.7 million, respectively for the nine months ended December 31, 2019.

*Net gain on fair value changes*

Our net gain on fair value changes for the nine months ended December 31, 2019 decreased by 77.72% from Rs. 4,135.1 million for the nine months ended December 31, 2018 to Rs. 921.2 million for the nine months ended December 31, 2019, primarily due to changes in the fair value of derivatives and of short-term investments of surplus funds in mutual funds.

Other Income

Our other income for the nine months ended December 31, 2019 decreased by 54.64% from Rs. 173.5 million for the nine months ended December 31, 2018 to Rs. 78.7 million for the nine months ended December 31, 2019, primarily due to a reversal of provision amounting to Rs. 103.7 million during the nine months ended December 31, 2018. This provision had been created in earlier periods towards interest on delayed payments to the Haryana Urban Development Authority (**HUDA**) in relation to enhanced compensation with respect to a plot owned by the Company in Gurugram. However, the Company received a 40% rebate in a one-time settlement scheme (**OTSS**) offered by HUDA during the nine months ended December 31, 2018 and, therefore, the provision was reversed.

## **Expenses**

Our total expenses increased by 24.50% from Rs. 126,642.5 million for the nine months ended December 31, 2018 to Rs. 157,673.6 million for the nine months ended December 31, 2019, due to the reasons described below.

### *Finance Costs*

Our finance costs for the nine months ended December 31, 2019 increased by 22.42% from Rs. 114,804.1 million for the nine months ended December 31, 2018 to Rs. 140,552.5 million for the nine months ended December 31, 2019, primarily due to an increase in interest and other borrowing costs on account of increased borrowings in line with the growth of our business. Interest on debt securities increased by 8.74% from Rs. 103,295.3 million for the nine months ended December 31, 2018 to Rs. 112,324.6 million for the nine months ended December 31, 2019, primarily due to an increase in the interest on foreign currency debt securities and commercial papers. Interest on borrowings increased by 154.03% from Rs. 9,989.4 million for the nine months ended December 31, 2018 to Rs. 25,376.5 million for the nine months ended December 31, 2019 primarily due to the increase in the loans from the Government of India and loans from banks/ financial institutions.

### *Net Translation/Transaction Exchange Loss*

Our net translation and transaction exchange loss increased by 75.87% from Rs. 5,828.7 million for the nine months ended December 31, 2018 to Rs. 10,251.5 million for the nine months ended December 31, 2019 due to adverse movements in the U.S.\$/INR exchange rates from Rs. 69.7923 per U.S.\$1.00 as at December 31, 2018 to Rs. 71.274 per U.S.\$1.00 as at December 31, 2019 and an increase in total foreign currency exposure.

### *Fees and Commission Expense*

Our fees and commission expense decreased by 32.26% from Rs. 220.7 million for the nine months ended December 31, 2018 to Rs. 149.5 million for the nine months ended December 31, 2019 primarily due to a decrease in the guarantee fee paid and other finance charges amortised during the nine months ended December 31, 2019.

### *Impairment on Financial Instruments*

Our impairment on financial instruments increased by 57.76% from Rs. 2,225.5 million for the nine months ended December 31, 2018 to Rs. 3,511.0 million for the nine months ended December 31, 2019, primarily due to calculations in accordance with the ECL model as prescribed by Indian Accounting Standard 109 'Financial Instruments'. Our gross Credit Impaired Assets decreased to Rs. 196,887.8 million as at December 31, 2019 from Rs. 203,870 million as at December 31, 2018. Our net Credit Impaired Assets decreased to Rs. 97,096.7 million as at December 31, 2019 from Rs. 106,660 million as on December 31, 2018.

### *Employee Benefit Expenses*

Our employee benefit expenses increased by 20.36% from Rs. 1,110.6 million for the nine months ended December 31, 2018 to Rs. 1,336.8 for the nine months ended December 31, 2019, primarily due to an increase in salaries and allowances on account of new recruitments during the period and also due to regular increments and promotions.

#### *Depreciation and Amortization*

Our depreciation and amortization expenses increased by 33.26% from Rs. 51.4 million for the nine months ended December 31, 2018 to Rs. 68.5 million for the nine months ended December 31, 2019, primarily due to an increase in depreciation of property, plant and equipment and amortization on intangible assets.

#### *Corporate Social Responsibility Expenses*

Our corporate social responsibility expenses decreased by 2.93% from Rs. 845.1 million for the nine months ended December 31, 2018 to Rs. 820.3 million for the nine months ended December 31, 2019, primarily due to a decrease in direct expenditure on corporate social responsibility projects owing to lower disbursement of CSR projects.

#### *Other Expenses*

Our other expenses decreased by 36.80% from Rs. 1,556.4 million for the nine months ended December 31, 2018 to Rs. 983.5 million for the nine months ended December 31, 2019, primarily due to one-time publicity and promotion expenses in respect of Government schemes, including DDUGJY, NEF and Saubhagya, of Rs. 659.8 million during the nine months ended December 31, 2018 as compared to nil during the nine months ended December 31, 2019.

### **Profit for the period**

As a result of the foregoing, our profit for the period marginally decreased by 1.26% from Rs. 45,075.9 million for the nine months ended December 31, 2018 to Rs. 44,504.5 million for the nine months ended December 31, 2019.

### ***Comparison of the relevant consolidated financial results for Fiscal 2019 with Fiscal 2018***

#### **Total Income**

Total income for Fiscal 2019 increased by 12.19% from Rs. 226,663.9 million in Fiscal 2018 to Rs. 254,313.3 million in Fiscal 2019, mainly due to an increase in revenue from operations (see below for further details).

#### ***Revenue from Operations***

Revenue from operations for Fiscal 2019 increased by 12.12% from Rs. 226,516.0 million in Fiscal 2018 to Rs. 253,990.2 million in Fiscal 2019, mainly due to an increase in interest income (see below for further details).

#### ***Interest Income***

Our interest income for Fiscal 2019 increased by 13.05% from Rs. 220,983.1 million in Fiscal 2018 to Rs. 249,836.2 million in Fiscal 2019, primarily due to an increase in the interest on loan assets from Rs. 217,965.7 million in Fiscal 2018 to Rs. 247,279.0 million in Fiscal 2019 driven by an increased loan portfolio of the Company.

### *Dividend Income*

Our dividend income for Fiscal 2019 decreased by 31.74% from Rs. 268.5 million in Fiscal 2018 to Rs. 203.8 million in Fiscal 2019, primarily due to a decrease in dividends declared by the companies in which our Company has equity investments.

### *Fees and Commission Income*

Our fees and commission for Fiscal 2019 decreased by 24.81% from Rs. 2,993.9 million in Fiscal 2018 to Rs. 2,250.9 million in Fiscal 2019, primarily due to decrease of 55.79% in fees for implementation of government schemes on account of the cessation of operations under the DDUGJY scheme.

### *Sale of Services*

Our sale of services for Fiscal 2019 decreased by 25.17% from Rs. 2,270.5 million in Fiscal 2018 to Rs. 1,699.3 million in Fiscal 2019, primarily due to a decrease in consultancy engineering services, in line with market trends, driven by a decrease in revenues from Rs. 2,019.4 million in Fiscal 2018 to Rs. 1,525.1 million in Fiscal 2019 of RECPDCL, which is one of our group companies that provides such consultancy engineering services.

### *Other Income*

Our other income for Fiscal 2019 increased by 118.45% from Rs. 147.9 million in Fiscal 2018 to Rs. 323.1 million in Fiscal 2019, primarily due to a reversal of provision amounting to Rs 103.7 million during Fiscal 2019. This provision had been created in earlier periods towards interest on delayed payments to HUDA in relation to enhanced compensation with respect to a plot owned by the Company in Gurugram. However, the Company received a 40% rebate in an OTSS offered by HUDA during Fiscal 2019 and, therefore, the provision was reversed.

### **Expenses**

Our total expenses increased by 3.77% from Rs. 167,195.4 million in Fiscal 2018 to Rs. 173,508.4 million in Fiscal 2019, due to the reasons described below.

### *Finance Costs*

Our finance costs for Fiscal 2019 increased by 17.29% from Rs. 133,329.4 million in Fiscal 2018 to Rs. 156,392.0 million in Fiscal 2019, primarily due to an increase in interest and other borrowing costs on account of increased borrowings. Interest on debt securities increased by 13.61% from Rs. 121,552.7 million in Fiscal 2018 to Rs. 138,103.4 million in Fiscal 2019, primarily due to increase in the interest on foreign currency debt securities and commercial papers. Interest on borrowings increased by 67.13% from Rs. 9,754.6 million in Fiscal 2018 to Rs. 16,303.3 million in Fiscal 2019 primarily due to an increase in the loans from the Government of India and loans from banks/ financial institutions.

### *Net Translation/Transaction Exchange Loss*

Our net translation and transaction exchange loss increased by 2,590.70% from Rs. 193.7 million in Fiscal 2018 to Rs. 5,211.9 million in Fiscal 2019 due to adverse movements in the U.S.\$/INR exchange rates from Rs. 65.0441 per U.S.\$1.00 as at March 31, 2018 to Rs. 69.1713 per U.S.\$1.00 as at March 31, 2019 and an increase in total foreign currency exposure from US \$ 4.50 billion to US \$ 5.03 billion from March 31, 2018 to March 31, 2019.

#### *Fees and Commission Expense*

Our fees and commission expense increased by 39.86% from Rs. 245.8 million in Fiscal 2018 to Rs. 343.8 million in Fiscal 2019 primarily due to an increase in other finance charges driven by higher fund raising and servicing costs due to increased operations of the Company.

#### *Net Loss on Fair Value Charges*

Our net loss on fair value charges decreased by 39.21% from Rs. 5,733.7 million in Fiscal 2018 to Rs. 3,485.2 million in Fiscal 2019, primarily due to changes in fair value of derivatives and fair value of short-term investment of surplus funds in mutual funds.

#### *Impairment on Financial Instruments*

Our impairment on financial instruments decreased by 844.81% from Rs. 23,005.3 million in Fiscal 2018 to Rs. 2,434.9 million in Fiscal 2019, primarily due to lower downgrades of financial instruments during Fiscal 2019 compared to Fiscal 2018. Under the ECL mechanism (pursuant to Ind-AS 109), the entire ECL is booked at the time of downgrading of the loan to the credit impaired asset category (Stage III category) and, accordingly, lower impairment charges have been booked during the current period on account of lower credit impaired assets.

#### *Cost of Services Rendered*

Our cost of services rendered decreased by 28.92% from Rs. 1,198.0 million in Fiscal 2018 to Rs. 851.5 million in Fiscal 2019, primarily due to a decrease in project expenses on account of lower revenue generated by certain of our group companies as a result of a decrease in their respective consultancy engineering services.

#### *Cost of materials consumed*

Our cost of materials consumed decreased by 100% from Rs. 79.5 million in Fiscal 2018 to nil in Fiscal 2019, primarily due to the lower amount of materials consumed during Fiscal 2019 on account of lower IT implementation services that were provided by one of our group companies.

#### *Changes in Inventories of Stock-in-Trade and Work-in-Progress*

Our changes in inventories of stock-in-trade and work-in-progress decreased by 100% from Rs. 0.4 million in Fiscal 2018 to Rs. nil in Fiscal 2019, primarily due to the completion of ongoing projects in our group companies in Fiscal 2019 and no additional projects undertaken during such period.

#### *Employee Benefit Expenses*

Our employee benefit expenses marginally decreased by 3.62% from Rs. 1,840.4 million in Fiscal 2018 to Rs. 1,773.7 in Fiscal 2019, primarily due to decrease in salaries and allowances on account of retirements.

#### *Depreciation and Amortization*

Our depreciation and amortization expenses increased by 19.62% from Rs. 69.3 million in Fiscal 2018 to Rs. 82.9 million in Fiscal 2019, primarily due to an increase in depreciation of property, plant and equipment and amortization on intangible assets.

#### *Corporate Social Responsibility Expenses*



Our corporate social responsibility expenses increased by 105.12% from Rs. 509.4 million in Fiscal 2018 to Rs. 1,044.9 million in Fiscal 2019, primarily due to an increase in disbursements for CSR projects.

#### *Other Expenses*

Our other expenses increased by 90.5% from Rs. 990.5 million in Fiscal 2018 to Rs. 1,887.6 million in Fiscal 2019, primarily due to higher publicity and promotion expenses on account of the launch of a new Government scheme, namely Saubhagya, for which our Company is the nodal agency.

#### **Profit for the Fiscal Year**

As a result of the foregoing, our profit for the year increased by 29.00% from Rs. 44,505.2 million in Fiscal 2018 to Rs. 57,413.8 million in Fiscal 2019.

#### ***Comparison of the relevant consolidated financial results for Fiscal 2018 with Fiscal 2017***

#### **Total Revenue**

Total revenue for Fiscal 2018 decreased by 5.17% from Rs. 243,612.3 million in Fiscal 2017 to Rs. 231,014.0 million in Fiscal 2018, mainly due to decreased revenue from operations (see below for further details).

#### ***Revenue from Operations***

Revenue from operations for Fiscal 2018 decreased by 4.71% from Rs. 241,949.2 million in Fiscal 2017 to Rs. 230,544.2 million in Fiscal 2018, mainly due to a decrease in interest on loan assets (see below for further details).

The detailed breakdown and explanations of our revenue from operations is given below:

	<b>For the year ended March 31,</b>		<b>% Growth</b>
	<b>2017</b>	<b>2018</b>	
	<i>(Rs. in millions, except percentages)</i>		
<b>(A) Interest on Loan Assets</b>			
- Long Term Financing.....	224,799.8	213,387.7	(5.08)
- Less: Rebate for Timely Payments/ Completion etc.....	(2.6)	(164.3)	6,219.23
- Short Term Financing.....	4,558.9	4,266.1	(6.42)
<b>Sub-total (A).....</b>	<b>229,356.1</b>	<b>217,489.5</b>	<b>(5.17)</b>
<b>(B) Revenue from Other Financial Services</b>			
- Processing, Upfront, Lead Fees, LC Commission etc.....	484.9	151.1	(68.84)
- Prepayment Premium.....	1,474.4	1,064.1	(27.83)
- Fee for Implementation of Government Schemes .	238.6	1,877.9	687.05
<b>Sub-total (B).....</b>	<b>2,197.9</b>	<b>3,093.1</b>	<b>40.73</b>
<b>(C) Income from Short-term Investment of Surplus Funds</b>			
- Interest from Deposits.....	983.9	686.6	(30.22)
- Gain on Sale of Mutual Funds.....	671.3	133.9	(80.05)
- Interest from CP/ ICD.....	298.7	9.8	(96.72)
<b>Sub-total (C).....</b>	<b>1,953.9</b>	<b>830.3</b>	<b>(57.51)</b>
<b>(D) Other Interest Income</b>			
- Interest from Government Securities.....	245.2	169.8	(30.75)

	<b>For the year ended March 31,</b>		<b>% Growth</b>
	<b>2017</b>	<b>2018</b>	
	<i>(Rs. in millions, except percentages)</i>		
- Interest from Long Term Investments/Term Deposits/Others .....	2,141.8	2,144.0	0.10
- Interest from Income Tax Refund .....	90.3	6.2	(93.13)
- Interest from Staff Advances .....	15.2	16.9	11.18
- Interest from Subsidiary Companies .....	5.1	6.6	29.41
<b>Sub-total (D).....</b>	<b>2,497.6</b>	<b>2,343.5</b>	<b>(6.17)</b>
<b>(E) Revenue from Sale of Goods.....</b>	<b>3,267.2</b>	<b>3,327.9</b>	<b>1.86</b>
<b>(F) Income from Consulting Engineer Services.....</b>	<b>1,929.6</b>	<b>2,788.2</b>	<b>44.50</b>
<b>(G) Income from Execution of IT Implementation Project .....</b>	<b>746.9</b>	<b>671.7</b>	<b>(10.07)</b>
<b>Total (A to G) .....</b>	<b>241,949.2</b>	<b>230,544.2</b>	<b>(4.71)</b>

#### *Interest on Loan Assets*

Our interest on loan assets for Fiscal 2018 decreased by 5.17% from Rs. 229,356.1 million in Fiscal 2017 to Rs. 217,489.5 million in Fiscal 2018, primarily due to interest income of Rs. 14,650.0 million being reversed during Fiscal 2018 on account of fresh Non Performing Assets/Credit Impaired Assets being partially compensated by new disbursements.

#### *Revenue from Other Financial Services*

Our revenue from other financial services for Fiscal 2018 increased by 40.73% from Rs. 2,197.9 million in Fiscal 2017 to Rs. 3,093.1 million in Fiscal 2018, primarily due to a change in accounting policy in Fiscal 2018 relating to the recognition of agency fees from the Government. Starting from Fiscal 2018, such income is recognized on an accrual basis and due to this change, profit before tax for Fiscal 2018 was higher by Rs. 1,364.5 million compared to Fiscal 2017.

#### *Income from Short-term Investment of Surplus Funds*

Our income from short-term investment of surplus funds for Fiscal 2018 decreased by 57.51% from Rs. 1,953.9 million in Fiscal 2017 to Rs. 830.3 million in Fiscal 2018, primarily due to reduced surplus funds available during the period as compared to Fiscal 2017.

#### *Other Interest Income*

Our other interest income for Fiscal 2018 decreased by 6.17% from Rs. 2,497.6 million in Fiscal 2017 to Rs. 2,343.5 million in Fiscal 2018, primarily due to periodic redemption of Government of Madhya Pradesh power bonds.

#### *Revenue from Sale of Goods*

Our revenue from sale of goods for Fiscal 2018 increased by 1.86% from Rs. 3,267.2 million in Fiscal 2017 to Rs. 3,327.9 million in Fiscal 2018, primarily due to income from the sale of goods by EESL, a joint venture of the Company, which was marginally higher than in Fiscal 2017.

#### *Income from Consulting Engineer Services*

Our income from consulting engineer services for Fiscal 2018 increased by 44.50% from Rs. 1,929.6 million in Fiscal 2017 to Rs. 2,788.2 million in Fiscal 2018, primarily due to higher consultancy income of RECPDCL, a subsidiary of the Company, and EESL.

### *Income from Execution of IT Implementation Project*

Our income from execution of IT implementation project for Fiscal 2018 decreased by 10.07% from Rs. 746.9 million in Fiscal 2017 to Rs. 671.7 million in Fiscal 2018, primarily due to fewer IT projects being executed by RECPDCL during Fiscal 2018 as compared to Fiscal 2017.

### *Other Income*

Our other income for Fiscal 2018 decreased by 71.75% from Rs. 1,663.1 million in Fiscal 2017 to Rs. 469.8 million in Fiscal 2018, primarily due to lower dividends from the Company's investment in equity shares of NHPC. These lower dividends were as a result of the partial sale of shares under a buy-back by NHPC. at the end of Fiscal 2017 which was partially set off from a gain on the partial sale of NHPC. shares amounting to Rs. 797.5 million as booked in Fiscal 2017.

The table below sets forth the breakdown of our other income:

	For the year ended March 31,		% Growth
	2017	2018	
	<i>(Rs. in millions, except percentages)</i>		
<b>(A) Dividend Income.....</b>	<b>631.5</b>	<b>268.5</b>	(57.48)
<b>(B) Net Gain on Sale of Long Term Investments .....</b>	<b>797.5</b>	<b>-</b>	(100)
<b>(C) Other Non-Operating Income</b>			
- Provision and Liabilities No Longer Required Written Back.....	28.7	7.1	(75.26)
- Miscellaneous Income	205.4	194.2	(5.45)
<b>Sub-total (C).....</b>	<b>234.1</b>	<b>201.3</b>	<b>(14.01)</b>
<b>Total (A to C) .....</b>	<b>1,663.1</b>	<b>469.8</b>	<b>(71.75)</b>

### **Expenses**

The detailed breakdown and explanations of our expenses is given below:

	For the year ended March 31,		% Growth
	2017	2018	
	<i>(Rs. in millions, except percentages)</i>		
- Finance Costs .....	134,615.9	138,595.9	2.96
- Employee Benefits Expense .....	1,927.5	1,984.6	2.96
- Depreciation and Amortization .....	403.3	695.9	72.55
- Corporate Social Responsibility Expenses .....	689.4	509.4	-26.11
- Other Expenses.....	2,205.8	2,852.9	29.34
- Provisions and Contingencies.....	11,103.1	14,210.6	27.99
- Purchases of Stock-in-Trade.....	2,731.2	3,285.3	20.29
- Changes in Inventories of Stock-in-Trade and Work-in-Progress.....	227.6	(533.2)	-334.27
<b>Total Expenses .....</b>	<b>153,903.8</b>	<b>161,601.4</b>	<b>5.00</b>

Our total expenses increased by 5.00% from Rs. 153,903.8 million in Fiscal 2017 to Rs. 161,601.4 million in Fiscal 2018, due to the reasons described below.

### *Finance Costs*

Our finance costs for Fiscal 2018 increased by 2.96% from Rs. 134,615.9 million in Fiscal 2017 to Rs. 138,595.9 million in Fiscal 2018, primarily due to an increase in interest and other borrowing costs on account of increased borrowings. Interest expenses increased by 3.68% from Rs. 132,531.0

million in Fiscal 2017 to Rs. 137,412.5 million in Fiscal 2018, primarily due to higher outstanding long-term borrowings of Rs. 1,937,652.4 million as against Rs. 1,677,406.6 million partially compensated by a decrease in the cost of funds. Other borrowing costs decreased by 38.96% from Rs. 1,212.0 million in Fiscal 2017 to Rs. 739.8 million in Fiscal 2018 primarily due to the Company's revision of its accounting policy for the amortization of one-time arrangement fees incurred in the raising of foreign currency borrowings and premium paid towards hedging contracts over the period of such borrowings/contracts. Due to this change in accounting policy, profit before tax for Fiscal 2018 was higher by Rs. 2,207.5 million. Net translation and transaction exchange loss decreased by 49.18% from Rs. 872.9 million in Fiscal 2017 to Rs. 443.6 million in Fiscal 2018, primarily due to a decrease in unhedged foreign currency exposure.

#### *Employee Benefits Expense*

Our employee benefits expense increased marginally by 2.96% from Rs. 1,927.5 million in Fiscal 2017 to Rs. 1,984.6 million in Fiscal 2018 primarily due to increased salary and allowance expenses in Fiscal 2018 arising from the recommendations of the pay revision committee that were implemented with effect from January 1, 2017.

#### *Depreciation and Amortization*

Our depreciation and amortization expenses increased by 72.55% from Rs. 403.3 million in Fiscal 2017 to Rs. 695.9 million in Fiscal 2018, primarily due to higher capital expenditure by EESL.

#### *Corporate Social Responsibility Expenses*

Our corporate social responsibility expenses for Fiscal 2018 decreased by 26.11% from Rs. 689.4 million in Fiscal 2017 to Rs. 509.4 million in Fiscal 2018, primarily due to lower disbursements for CSR projects during Fiscal 2018.

#### *Other Expenses*

Our other expenses for Fiscal 2018 increased by 29.34% from Rs. 2,205.8 million in Fiscal 2017 to Rs. 2,852.9 million in Fiscal 2018, primarily due to higher project expenses of Rs. 1,247.5 million associated with RECPDCL as compared to Rs. 884.0 million in Fiscal 2017.

#### *Provisions and Contingencies*

Provisions and contingencies for Fiscal 2018 increased by 27.99% from Rs. 11,103.1 million in Fiscal 2017 to Rs. 14,210.6 million in Fiscal 2018, primarily due to the RBI circular DBR No.BP.BC.101/21.04.048/2017-18 dated February 12, 2018 which substituted the existing guidelines with a harmonized and simplified generic framework for the resolution of stressed assets. The circular is applicable to banks and all other Indian financial institutions. The Company applied the provisions of this circular which has resulted in increased Net Performing Assets/Credit Impaired Assets and higher provisioning and contingencies expenses. For further details, see the section titled "Risk Factors" in this Offering Circular.

#### *Purchases of Stock-in-Trade*

Our purchased of stock-in-trade for Fiscal 2018 increased by 20.29% from Rs. 2,731.2 million in Fiscal 2017 to Rs. 3,285.3 million in Fiscal 2018, primarily due to increased purchases made by EESL of Rs. 3,205.9 million during Fiscal 2018 as compared to Rs. 2,599.9 million during Fiscal 2017.

#### *Changes in Inventories of Stock-in-Trade and Work-in-Progress*

Changes in inventories of stock-in-trade and work-in-progress decreased by 334.27% from Rs. 227.6 million in Fiscal 2017 to Rs. (533.2) million in Fiscal 2018, primarily due to better inventory management by EESL.

### Profit for the Fiscal Year

As a result of the foregoing, our profit for the year decreased by 25.72% from Rs. 63,133.7 million in Fiscal 2017 to Rs. 46,894.6 million in Fiscal 2018.

## LIQUIDITY AND CAPITAL RESOURCES

### Summary of Cash Flow

We need cash primarily to finance new borrowers and meet working capital requirements. We fund these requirements through a variety of sources, including taxable bonds, capital gains exemption bonds, foreign currency borrowings and commercial paper. The following table sets forth cash flows from operating activities, investing activities and financing activities of: (a) the Group for the fiscal years ended March 31, 2017 and 2018, as per Indian GAAP, and for the fiscal years ended March 31, 2018 and 2019, as per Ind-AS, derived from the relevant audited consolidated financial statements; and (b) the Company for the nine months ended December 31, 2018 and 2019 derived from the relevant unaudited non-consolidated reviewed financial statements.

	Indian GAAP		IND-AS		IND-AS	
	Fiscal		Fiscal		Nine months ended	
	2017	2018	2018	2019	2018	2019
	(consolidated)		(consolidated)		(non-consolidated)	
	<i>(Rs. in million)</i>					
Net cash generated from operating activities.....	68,045.2	(306,779.5)	(325,098.1)	(358,658.0)	(251,460.8)	(200,935.7)
Net cash from investing activities.	(1,009.6)	(3,932.7)	458.8	4,567.7	3,792.0	(208.3)
Net cash flow from financing activities.....	(39,468.1)	286,222.3	282,438.5	355,425.9	260,477.3	219,571.1
Net increase (decrease) in cash and cash equivalents.....	27,567.5	(24,489.9)	(42,200.8)	1,335.6	12,808.5	18,427.7
Closing balance of cash and cash equivalents.....	45,803.4	21,312.9	2,484.3	3,819.9	14,928.5	21,857.1

### Net Cash Flow from Operating Activities

Operating activities consisted of loans disbursed net of recoveries made thereof, cash profits earned during the period from operating activities and changes in operating assets and liabilities.

Our net cash flow from operating activities on a non-consolidated basis was Rs. (251,460.8) million and Rs. (200,935.7) million in the nine months ended December 31, 2018 and 2019 respectively, representing an increase of Rs. 50,525.1 million, or 20.09%. This was mainly due to a decrease in cash outflows on account of higher recoveries from loan assets during the nine months ended December 31, 2019 compared to the nine months ended December 31, 2018.

Our consolidated net cash flow from operating activities was Rs. (325,098.1) million and Rs. (358,658.0) million in the fiscal years ended March 31, 2018 and 2019 respectively, as per Ind-AS, representing a decrease of Rs. 33,559.9 million, or 10.32% in Fiscal 2019 compared to Fiscal 2018.

The decrease in Fiscal 2019 was mainly due to an increase in cash outflow as a result of higher disbursements during Fiscal 2019.

Our consolidated net cash flow from operating activities was Rs. 68,045.2 million and Rs. (306,779.5) million in the fiscal years ended March 31, 2017 and 2018 respectively, as per Indian GAAP, representing a decrease of Rs. 374,824.7 million, or 550.85% in Fiscal 2018 compared to Fiscal 2017. The decrease in Fiscal 2018 was mainly due to a greater increase in loan assets (net of repayments) of Rs. 374,746.4 million in Fiscal 2018 as against an increase of Rs. 6,503.8 million in Fiscal 2017. Our net cash flow from operating activities was primarily used in loans disbursed net of recoveries made thereof, cash profits earned during the period from operating activities and changes in operating assets and liabilities.

### ***Net Cash Flow from Investing Activities***

Investing activities consisted of the purchase of fixed assets including capital work in progress, investments made and income earned thereon.

Our net cash flow from investing activities on a non-consolidated basis was Rs. 3,792.0 million and Rs. (208.3) million in the nine months ended December 31, 2018 and 2019 respectively, representing a decrease of Rs. 4,000.3 million, or 105.5%. This was mainly due to the redemption of certain debt securities during the nine months ended December 31, 2018 amounting to Rs. 3,510.1 million and further due to an additional investment of Rs. 716.0 million made in the equity shares of EESL during the the nine months ended December 31, 2019. Our consolidated net cash flow from investing activities amounted to Rs. 458.8 million and Rs. 4,567.7 million in the fiscal years ended March 31, 2018 and 2019 respectively, as per Ind-AS, representing an increase of Rs. 4,108.9 million, or 895.57% in Fiscal 2019 compared to Fiscal 2018. The increase in net cash flow from investing activities in Fiscal 2019 was mainly due to the inflow from investments in equity shares on account of the partial sale of equity investments in NHPC, the redemption of debt securities on account of repayments by the investee entity and the maturity of certain corporate and term deposits undertaken by our group companies to manage their surplus cash flows.

Our consolidated net cash flow from investing activities amounted to Rs. (1,009.6) million and Rs. (3,932.7) million in the fiscal years ended March 31, 2017 and 2018 respectively, as per Indian GAAP, representing a decrease of Rs. 2,923.1 million, or 289.53% in Fiscal 2018 compared to Fiscal 2017. The decrease in net cash flow from investing activities in Fiscal 2018 was mainly due to increased investment in the Company's Gurgaon office and fixed deposits made by certain subsidiaries of the Company. Our net cash flow from investing activities was primarily used for the purchase of fixed assets including capital work in progress, investments made and income earned thereon.

### ***Net Cash Flow from Financing Activities***

Financing activities consisted of the issue of bonds net of redemptions, the payment of dividend on equity shares and dividend tax paid thereon.

Our net cash flow from financing activities on a non-consolidated basis was Rs. 260,477.3 million and Rs. 219,571.1 million in the nine months ended December 31, 2018 and 2019 respectively, representing a decrease of Rs. 40,906.2 million, or 15.70%. This was mainly due to a decrease in cash flow requirements on account of higher recoveries in loan assets and consequently a decrease in cash outflow from operating activities. Our consolidated net cash flow from financing activities amounted to Rs. 282,438.5 million and Rs. 355,425.9 million in the fiscal years ended March 31, 2018 and 2019 respectively, as per Ind-AS, representing an increase of Rs. 72,987.4 million, or 25.84% in Fiscal 2019 compared to Fiscal 2018. The increase in net cash flow from financing activities in Fiscal 2019 was mainly due to an increase in funds borrowed under rupee term loans/working capital demand

loans from Government/banks/ financial institutions (net of redemptions) from Rs. (3,500.0) million to Rs. 243,500.0 million and an increase in our subordinated liabilities (net of redemptions) from nil to Rs. 21,512.0 million.

Our consolidated net cash flow from financing activities amounted to Rs. (39,468.1) million in the fiscal year ended March 31, 2017 and our consolidated net cash flow from financing activities amounted to Rs. 286,222.3 million in the fiscal year ended March 31, 2018, each in accordance with Indian GAAP, representing an increase of Rs. 325,690.4 million, or 825.2% in in Fiscal 2018 compared to Fiscal 2017. The substantial increase in net cash flow from financing activities in Fiscal 2018 is mainly due to an increase in funds borrowed (net of repayments) and included short term funds of Rs. 309,520.7 million in Fiscal 2018 as against a decrease of Rs. 16,758.7 million in Fiscal 2017. Our net cash flow from financing activities was primarily used towards making loan disbursements.

## OFF-BALANCE SHEET ITEMS

### *Contingent Liabilities*

The following table sets forth the principal components of our consolidated contingent liabilities as at March 31, 2017 and 2018 (as per Indian GAAP):

	As at March 31,	
	2017	2018
	<i>(Rs. in millions)</i>	
Claims against the Company not acknowledged as debts .....	976.3	1,660.3
Guarantees .....	353.2	325.8
Letters of Comfort .....	1,733.6	135.1
<b>Total Contingent Liabilities .....</b>	<b>3,063.1</b>	<b>2,121.2</b>

Our total consolidated contingent liabilities decreased by 30.75% from Rs. 3,063.1 million as at March 31, 2017 to Rs. 2,121.2 million as at March 31, 2018. The decrease was primarily due to a reduction in contingent liabilities in respect of letters of comfort from Rs. 1,733.6 million in Fiscal 2017 to Rs. 135.1 million in Fiscal 2018. This was partially offset by an increase in contingent liability in respect of various demands raised by the income tax and other Government departments including cases pending in courts from Rs. 952.6 million in Fiscal 2017 to Rs. 1,659.5 million in Fiscal 2018.

The following table sets forth the principal components of our consolidated contingent liabilities as at March 31, 2018 and 2019 (as per Ind-AS):

	As at March 31,	
	2018	2019
	<i>(Rs. in millions)</i>	
<b>Claims against the Company not acknowledged as debts.....</b>	0.8	0.8
<b>Taxation Demands</b>		
- Demands raised by the Income Tax Department .....	601.6	910.3
- Demands against appeals filed by the Income Tax Department against the relief allowed to the Company .....	370.7	304.2
- Demands raised in respect of Service Tax .....	3.6	3.6
<b>Others</b>		
- Letters of Comfort .....	135.1	-
- Bank Guarantees.....	325.8	298.6

Our total consolidated contingent liabilities increased by 5.55% from Rs. 1,437.6 million as at March 31, 2018 to Rs. 1,517.5 million as at March 31, 2019. The increase is primarily due to increase in demands raised by the income tax department. This was partially offset by a decrease in contingent liability in respect of various demands raised against appeals filed by the income tax department against relief allowed to the Company.

### **Capital to Risk-Weighted Assets Ratio (CRAR)**

Pursuant to the RBI Master Direction RBI/DNBR/2016-17/45 DNBR. PD. 008/03.10.119/2016-17 dated September 1, 2016, our Company, being an IFC, is required to have a CRAR of 15 per cent. (with a minimum Tier-I capital of 10 per cent.).

The tables below sets forth capital adequacy ratios as at March 31, 2017 and 2018 (as per Indian GAAP), as at March 31, 2018 and 2019 (as per Ind-AS), each on a consolidated basis, and as at December 31, 2018 and December 31, 2019, each on a non-consolidated basis.

Particulars	Ind-AS		
	As at March 31,		As at December 31,
	2018	2019	2019
	(Consolidated)		(Non-consolidated)
		(%)	
CRAR .....	17.00	17.77	18.36
CRAR – Tier I Capital .....	14.40	14.44	15.44
CRAR – Tier II Capital .....	2.60	3.33	2.92

Particulars	Indian GAAP	
	As at March 31,	
	2017	2018
	(Consolidated)	
	(%)	
CRAR .....	21.18	19.39
CRAR – Tier I Capital .....	18.43	16.84
CRAR – Tier II Capital .....	2.75	2.55

### **COMPETITIVE CONDITIONS**

Please refer to the sections entitled “*Business*”, “*Industry Overview*” and “*Risk Factors*” in this Offering Circular regarding competition.

### **UNUSUAL OR INFREQUENT EVENTS OR TRANSACTIONS**

Except as described in this Offering Circular, there have been no other events or transactions to the best of our knowledge which may be described as “unusual” or “infrequent”.

### **KNOWN TRENDS OR UNCERTAINTIES**

Except as described in the section titled “*Risk Factors*”, this section and elsewhere in this Offering Circular, to the best of our knowledge there are no known trends or uncertainties that have or had or are expected to have any material adverse impact on the Group’s revenues or income from continuing operations.

### **FUTURE RELATIONSHIP BETWEEN COST AND INCOME**



Except as described in the sections titled “*Risk Factors*”, “*Business*” and this section, to the best of our knowledge there are no known factors that will have a material adverse impact on our operations and finances.

## **RISK FACTORS**

*Unless stated otherwise, the financial data included in this section for (i) the nine months ended December 31, 2019 has been derived from the non-consolidated financial statements for the nine months ended December 31, 2019 prepared under IND-AS; (ii) the years ended March 31, 2018 and 2019 have been derived from the consolidated financial statements for the years ended March 31, 2018 and 2019 prepared under IND-AS; and (iii) the year ended March 31, 2017 has been derived from the consolidated financial statements for the year ended March 31, 2017 prepared under Indian GAAP. See “Presentation of financial and other information”.*

*In purchasing the Notes, investors assume the risk that our Company may become insolvent or otherwise be unable to make all payments due in respect of the Notes. There is a wide range of factors which individually or together could result in our Company becoming unable to make all payments due. It is not possible to identify all such factors or to determine which factors are most likely to occur, as our Company may not be aware of all relevant factors and certain factors which we currently deem not to be material may become material as a result of the occurrence of events beyond our control. We have identified in this Offering Circular a number of factors which could materially adversely affect our business and ability to make payments due. In addition, factors which are material for the purpose of assessing the market risks associated with Notes issued under the Programme are also described below.*

*Prospective investors should also read the detailed information set out elsewhere in this Offering Circular and reach their own views prior to making any investment decision.*

### **RISKS RELATING TO OUR BUSINESS**

***Our business, and the industry where we profess our business, are dependent on the policies and support of the Government and we are susceptible to changes to such policies and the level of support we receive. If the changes in Government policies are not in favour of our business, then the same are likely to adversely affect our business, financial condition and results of our operations.***

We are a Government-owned company operating in a regulated industry. Our business and our industry are dependent, directly and indirectly, on the policies and support of the Government in many significant ways, including, the cost of our capital, the financial strength of our borrowers, the management and growth of our business, our industry and our overall profitability.

Historically, we have been able to reduce our cost of capital and reliance on commercial borrowings because of various forms of assistance received from the Government. Currently, we have been receiving tax concessions with respect to certain types of our bonds that enable us to price such bonds at a lower rate of interest than would otherwise be available to us. We also benefit from certain direct tax benefits provided by the Government.

The Government also influences the nature of our business in a number of ways. In particular, the Government establishes the schemes in which we and our borrowers participate. Like any other public sector undertaking, the Government can also influence or determine key decisions about our Company including dividends and the appointment of our Directors. Additionally, the Government may implement policies which may not be consistent with our business objectives. For example, although we intend to continue to diversify our asset portfolio and continue to increase our power generation-related lending activity, our lending capacity is not unlimited, and the Government could seek refocusing of our lending capacity on transmission and distribution projects in rural areas.

As the Government regulates the industry in which our borrowers operate, our borrowers may also be significantly impacted by the policies of the Government in a variety of ways. For example, the Government has established a number of schemes and provided incentives that provide benefits to power projects that have enhanced the financial viability of the projects and the financial position of our borrowers. Additionally, the Government has, in the past, assisted us in procuring the repayment of our loans from our borrowers. Furthermore, the growth of our business is dependent upon the continued growth of the power sector and the overall Indian economy, which may significantly be impacted by the policies of the Government. Any unfavourable change in Government policies or any variation in the level of direct or indirect support to us, as provided by the Government, in these or other areas could have a material adverse effect on our business, financial condition and results of our operations.

In November 2015, the Government launched the Ujwal DISCOM Assurance Yojana (**UDAY**), a scheme for the operational and financial turnaround of distribution companies (**DISCOMs**). The scheme aims to improve the operational efficiency of DISCOMs, reduce the cost of power and improve the financial health of DISCOMs by charging reduced interest rates. A significant number of incentives under the UDAY scheme would be beneficial to all DISCOMs and states that opt for it. The UDAY scheme focuses on both liquidity improvement and provides a sharp reduction in losses by lowering the interest burden of DISCOMs. Under the UDAY scheme, state governments, which own the DISCOMs, take over 75 per cent. of the debt as of September 30, 2015, and pay back lenders by selling bonds with lower interest rates. For the remaining 25 per cent. of the debt, DISCOMs issue state-backed bonds, whose interest rates are lower than the rates at which the loans were disbursed to them by our Company. The scheme has resulted in pre-payment and/or re-pricing of our loans provided to companies in the distribution sector. Our inability to redeploy, at similar or higher rates, funds received through prepayments under similar schemes may adversely affect our margins in the future, which could have a material adverse effect on our business, financial condition and results of our operations. Similar schemes may be implemented by the Government which, though may be beneficial to the overall health of the power sector, could be detrimental to the Company in the near future.

***We have a significant concentration of outstanding loans to certain borrowers and if the loans to these borrowers become non-performing, the quality of our asset portfolio may be adversely affected.***

We are a power sector-specific public financial institution. This sector has a limited number of borrowers, primarily comprising public sector utilities (State Power Utilities (**SPUs**) and State Electricity Boards (**SEBs**)), many of which are loss-making and may not have the liquidity to repay their borrowings. Our past exposure has been, and future exposure is anticipated to be, concentrated towards these borrowers.

As of December 31, 2019, we had aggregate non-consolidated loans outstanding to state sector borrowers of Rs. 2,710,707.9 million, which constituted about 88.15 per cent. of our total non-consolidated loans outstanding. Historically, state sector utilities have had a relatively weak financial position and have also defaulted on their indebtedness in the past. Consequently, we have had to restructure loans sanctioned to certain SPUs and SEBs, which resulted in our having to reschedule their loans and waive a part of their interest dues because of such restructuring. There can be no assurance that the applicable SEBs and SPUs will be able to perform under the terms of the rescheduled loans.

As of December 31, 2019, our single borrower having the largest amount of outstanding loans accounted for 7.01 per cent. of our total non-consolidated outstanding loans and the borrower group to which we had the largest amount of outstanding loans in the aggregate accounted for 12.47 per cent. of our total non-consolidated outstanding loans. As of December 31, 2019, the top ten individual borrowers to whom we had the largest amount of outstanding loans in the aggregate accounted for

38.63 per cent. of our total non-consolidated outstanding loans and the top ten borrower groups to which we had the largest amount of outstanding loans in the aggregate accounted for 75.99 per cent. of our total non-consolidated outstanding loans. For further details, see the section titled “*Business*” in this Offering Circular. In addition to our exposure to borrowers resulting from our outstanding loans, we may also have exposures to borrowers, including the top ten individual borrowers and borrower groups referred to above, in the form of unfunded loan sanctions.

Any negative trends or financial difficulties, particularly among the borrowers and borrower groups to whom we have the greatest exposure, including SEBs and SPUs, could increase the level of credit-impaired assets or non-performing assets (NPA) in our portfolio and that may make us unable to service our outstanding indebtedness. For the foreseeable future, we expect to continue to have a significant concentration of loans to certain borrowers, including SEBs and SPUs. Credit losses on the individual borrowers or borrower groups to whom, as well as the projects in respect of which, we have the greatest exposure could have a material adverse effect on our business, financial condition and results of our operations.

Furthermore, as we continue to increase our exposure to generation projects, our individual loan size is expected to increase, thereby increasing our exposure with respect to individual projects.

***Our competitive efficiency is dependent on our ability to maintain a low and effective cost of funds; if we are unable to do, so it could have a material adverse effect on our business, financial condition and results of our operations.***

Our ability to compete effectively is dependent on our ability to maintain a low and effective cost of funds. Historically, our access to funds has been enhanced and our cost of funds has been reduced by equity financing and loans received directly from the Government, as well as tax concessions with respect to, and guarantees of, certain types of our bonds and borrowings that enable us to price such borrowings at a lower rate of interest than would have been otherwise available to us. For further details, see the section titled “*Business*” in this Offering Circular. Further, competition in our industry depends on, among other things, the on-going evolution of the Government and state government policies relating to the power and finance industries, the entry of new participants into the industry and the extent to which existing participants in our industry seek to expand their exposure to the power sector.

There can be no assurance as to the level of direct or indirect support as may be provided to us by the Government. If there are any unfavourable changes in the policies of the Government in future, the same could materially increase the cost of funds available to us. In particular, the Government has not provided us any direct funding since 2001. Similarly, the Government has not allowed us to issue SLR Bonds since Fiscal 1999. In addition, since January 2007, the Government has limited the amount of our capital gain tax exemption bonds issued under Section 54EC of the Income Tax Act that an individual investor can utilize to offset capital gains to Rs.5.0 million, which has reduced the amount of bonds that we have been able to offer for subsequent periods. Consequently, our dependency on funding from debt capital markets and commercial borrowings has increased significantly. Further, the allocation of amount in respect of tax-free bonds is subject to the CBDT notification issued by the MoF and we may not be able to issue such bonds prospectively. As a result of these and other factors, our Company’s cost of funds (on a non-consolidated basis), during the nine months ended on December 31, 2019, was 7.47 per cent. which may increase during subsequent periods. While we generally have been able to pass the increased cost of funds onto our customers over this period, we may not be able to continue to do so in the future. In particular, financially stronger SPUs and private sector borrowers may seek to source their funds directly from the market if our loan products are not competitively priced and where our ability to price our products depends on our cost of capital.

Our ability to continue to obtain funds from the debt capital markets and through commercial borrowings on acceptable terms will depend on various factors including, in particular, our ability to maintain our credit ratings (which are based upon several factors and many of which are beyond our control, including the economic conditions in the power sector and the Indian economy, and the liquidity in the domestic and global debt markets). There can be no assurance as to whether we will be able to maintain our existing ratings or be able to obtain funds on acceptable terms, or at all. Any deterioration of our ratings (if any) could materially increase the cost of funds available to us, particularly from debt capital markets and commercial borrowings. Furthermore, some of our existing commercial borrowings require us to pay increased rates of interest and/or to repay the loan in its entirety in the event of a ratings downgrade. Our borrowing costs have been competitive in the past due to direct and indirect benefits, including financing we have received from the Government in future and as a result of our strong credit ratings, which may also be dependent on our relationship with the Government. If we are unable to access funds at an effective cost that is comparable to, or lower than, our competitors, possibly due to a change in the Government's policy, a reduction in our credit rating or due to other factors, we may not be able to offer competitive interest rates to our borrowers. This is a significant challenge for our Company as there are limits to the extent to which higher costs of funds can be passed on to borrowers, thus potentially affecting our Company's net interest income. All of the above factors could adversely affect our profitability and growth, which in turn would have an adverse effect on our business, financial condition and results of operations.

If we are unable to maintain a low effective cost of funds, we may be unable to competitively price our loans. Accordingly, we may not be able to maintain the profitability or growth of our business, which could have a material adverse effect on our business, financial condition and results of operations.

***Prepayment penalties may be imposed in respect of any prepayment of our financial indebtedness***

Our Company enters into financial indebtedness by way of raising term loans from banks and financial institutions regularly. The terms of such financial indebtedness may require the Company to pay prepayment penalties (amounting to a certain percentage of the principal amount of such financial indebtedness) in the event of any prepayment prior to the stated lock-in period (if any). If the Company does prepay any such financial indebtedness in the future, the payment of any prepayment penalty may affect the Company's profitability, financial condition and/or results of operation.

***Our statutory auditors have made observations in their annexure to auditor's reports on our audited financial statements for Fiscal 2017, 2018 and 2019.***

Our statutory auditors have not given any qualification, reservation, adverse remark or disclaimer in their report on the non-consolidated and consolidated financial statements of the Company but have made certain observations on further strengthening of our internal financial controls. This can be referred to in the respective annexure to the auditors reports on our audited financial statements for Fiscal 2017, 2018 and 2019.

Our Company may be subject to similar observations in the future which could have a material adverse impact on our financial condition, profitability and operations.

***We may face asset liability mismatches, which could affect our liquidity and consequently have a material and adverse effect on our business, financial performance and results of operations.***

We may face potential liquidity risks due to varying periods over which our assets and liabilities mature. We currently fund our business in significant part through the use of borrowings that have shorter maturities than the maturities of all of our new substantial loan assets. In particular, in recent years we have obtained funding through the issuance of capital gains tax exemption bonds issued under Section 54EC of the Income Tax Act. These bonds are subject to tax concessions for the benefit

of bondholders that enable us to price such bonds at a lower rate of interest than would otherwise be available to us and thereby reduce our cost of capital. However, these bonds require a holding period of three years from the date of allotment for the bondholders to receive the benefit of these tax concessions and are automatically redeemed at the end of three years from allotment. On February 1, 2018, the MoF approved the extension of the holding period of capital gains tax exemption bonds from three years to five years. For additional information with respect to our issuances of long-term tax exemption bonds issued under Section 54EC of the Income Tax Act, see the section titled “*Business*” in this Offering Circular. Our term loans, which constitute the largest component of our loan assets, typically have a maturity of more than ten years. As of December 31, 2019, we had long-term borrowings outstanding of Rs. 2,535,192.4 million (on a non-consolidated basis), which constituted 96.49 per cent. of our outstanding non-consolidated long-term loan assets. Additionally, our other financial products may have maturities that exceed the maturities of our borrowings.

Furthermore, our Company’s inability to effectively manage our funding requirements and the financing our Company provides may also be aggravated if our Company’s borrowers pre-pay or are unable to repay any amount due under the financing facilities granted by our Company. Our Company’s asset-liability management framework categorizes all interest rate sensitive assets and liabilities into various time period categories according to contracted residual maturities or anticipated re-pricing dates, as maybe relevant in each case. The difference between the value of assets and liabilities maturing, or being re-priced, in any time period category provides the measure to which our Company is exposed to the risk of potential changes in the margins on new or re-priced assets and liabilities. Despite the existence of such measures, our Company’s liquidity position could be adversely affected by the development of an asset-liability mismatch, which could have a material adverse effect on our Company’s business, prospects, results of operations and financial condition. To the extent we fund our business through the use of borrowings that have shorter maturities than the loan assets we disburse, our loan assets will not generate sufficient liquidity to enable us to repay our borrowings as they become due, and we will be required to obtain new borrowings to repay our existing indebtedness. There can be no assurance that new borrowings will be available on favourable terms or at all. In particular, we are increasingly reliant on funding from debt capital markets and commercial borrowings. The market for such funds is competitive and our ability to obtain funds on acceptable terms will depend on various factors including, in particular, our ability to maintain our credit ratings, which are based upon several factors, many of which are outside our control including the economic conditions in the power sector and the Indian economy, and the liquidity in the domestic and global debt markets.

Any inability to obtain new borrowings, on favourable terms or otherwise, may negatively impact the profitability and growth of our business, which could have an adverse effect on our business, financial condition and results of operations.

***If we are unable to manage our growth effectively, our business and financial results could be adversely affected.***

Our business has experienced meaningful growth in scope and size since we began operations in 1969. We began financing projects outside the area of rural transmission and distribution much later in our Company’s history. Since 2001, funding for generation projects has constituted an increasingly larger portion of our business. The size of the projects that we finance has increased. Further, pursuant to a certificate dated September 17, 2010, the RBI further categorised us as an infrastructure finance company (IFC). As a result, our Company can now increase its exposure to private sector borrowers.

We intend to continue to grow our business in both scope and size, particularly with respect to generation projects, which could place significant demands on our operational, credit, financial and other internal risk controls. In addition, in September 2009, our mandate was further extended to include financing other activities with linkages to power projects, such as coal and other mining activities, fuel supply arrangements for the power sector and other power-related infrastructure.

We expect that our asset growth will be primarily funded by the issuance of new debt. We may have difficulty in obtaining funding on attractive terms. Adverse developments in the Indian credit markets, such as increases in interest rates, may increase our debt service costs and the overall cost of our funds and impair our ability to manage our recent growth or to continue to grow our business.

Any inability to manage our growth effectively could have a material adverse effect on our business, financial condition and results of operations. Furthermore, because of our recent growth and the long gestation period for power sector investments, our historical financial statements may not be an accurate indicator of our future financial performance.

***We are currently engaged in foreign currency borrowings and we are likely to do so at increased levels in the future, which will expose us to fluctuations in foreign exchange rates and if we are unable to hedge the risk effectively, it could adversely affect our business, financial condition and results of operations.***

As of December 31, 2019, we had foreign currency borrowings outstanding equal to Rs. 466,360.6 million (on a non-consolidated basis) out of which 45.56 per cent. of our total non-consolidated borrowings were unhedged. We are likely to obtain additional foreign currency borrowings in the future. Although we believe that our foreign currency hedging with respect to our existing foreign currency borrowings is effective, there can be no assurance that it will remain effective or that we will enter into effective hedging with respect to any new foreign currency borrowings. We expect to increase our foreign currency borrowing in the future and therefore may be further exposed to fluctuations in foreign currency rates. Volatility in foreign exchange rates and our inability, if any, to hedge the risk effectively could adversely affect our business, financial condition and results of operations.

***We are susceptible to the volatility in interest rates in our operations and therefore may be adversely affected due to the fluctuation in interest rates.***

We are susceptible to the volatility in interest rates in our operations. Interest rates are highly sensitive to many factors beyond our control, including the monetary policies of the RBI, deregulation of the financial sector in India, domestic and international economic and political and other conditions and other factors. Due to these factors, interest rates in India have historically experienced, and may continue to experience, a relatively high degree of volatility.

A substantial portion of our loan assets, including all of our long-term loans, permits the borrowers to seek re-pricing of their loans after three or ten years. As of December 31, 2019, we had long-term loan assets outstanding of Rs. 3,064,082.8 million (on a non-consolidated basis). When interest rates decline, our borrowers may increasingly seek re-pricing of our loans to them based on the terms of their loan agreements or due to commercial considerations resulting from competitive conditions, which would result in us realising a lower rate of return on our capital committed to the re-priced loans and would adversely affect our profitability, particularly if we did not have the ability to re-price our borrowings. Additionally, if we are unable or unwilling to competitively re-price our loans, we may have to face greater levels of prepayments on our loans. In a decreasing interest rate environment, prepayments may also result in a lower rate of return because we may not be able to redeploy the capital in assets yielding similar rates of return, and any prepayment premium we receive may not fully offset these lower rates of return.

When interest rates rise, we may be more susceptible to such increases than our competitors that have access to lower cost funds, particularly if we have a higher portion of floating rate borrowings or borrowings with shorter durations than that of our competitors.

Further, most of our borrowings are fixed rate borrowings and in a falling interest rate scenario, this may impact our results of operations and financial condition.

Our Company's results of operations are therefore dependent on various factors that are indirectly affected by the prevailing interest rate and lending environment, including disbursement and repayment schedules for our Company's loans, the terms of such loans including interest rate reset terms as well as the currency of such loans and any exchange gains or losses relating thereto. In addition, the value of any interest rate hedging instruments our Company may enter into in the future may be affected by changes in interest rates. There can be no assurance that our Company will be able to adequately manage our interest rate risk and be able to effectively balance the proportion and maturity of our interest earning assets and interest-bearing liabilities in the future.

Our treasury operations are also susceptible to volatility in interest rates and any adverse movement in interest rates, though not quantifiable, may adversely impact the value of our treasury operations, and consequently may have an adverse effect on our business prospects, financial condition and results of operations.

***The Government, through PFC, continues to exercise control over us, and therefore it can determine the outcome of shareholder voting and influence our operations.***

On March 28, 2019, PFC completed its acquisition of the Government's entire shareholding of 52.63% in our Company pursuant to the decision of the Cabinet Committee on Economic Affairs of India in consideration of Rs.145,000 million. While the Company is no longer directly owned by the Government, the Government still continues to exercise control over it through PFC. Consequently, the Government, acting through PFC, will continue to control us and will have the power to elect and remove our directors and therefore determine the outcome of most of our proposals for corporate action requiring approval of our board of directors or shareholders, including with respect to the payment of dividends. As we are a Government company in terms of section 2(45) of the Companies Act, 2013 and PFC (over which the Government exercises control) is our Promoter, the Government has the power to take actions, make decisions, influence policies, issue directives, take positions or exercise control which, in each case, may affect our Company's business.

***There may be challenges as a result of, or difficulties in realising the benefits of, the PFC Acquisition, or any future merger of the Company with PFC's business and/or successfully integrating the Company's business with PFC's or (in the event of a merger) the merged business.***

On March 28, 2019, PFC completed the PFC Acquisition. In addition, while there is a possibility that our Company may merge with PFC, there can be no assurance that such merger will take place in the near future or at all.

While the PFC Acquisition was intended to achieve integration across the power chain, obtain better synergies, create economies of scale and enhance capability to support energy access and energy efficiency in India, we will continue to face a range of operational, financial and other related risks inherent in such acquisitions (and any future merger). The integration process may be complex, costly and time-consuming. The potential difficulties of integrating the operations of our Company with that of PFC and realising our Company's expectations for the PFC Acquisition (and any future merger with PFC), including the benefits that may be realised, include, among other things:

- failure to implement the business plan for the combined business;
- delays or difficulties in completing the integration of our business and/or its assets, leveraging synergies or rationalising operations with those of PFC;
- higher than expected costs, lower than expected cost savings, exposure limit ceilings and/or a need to allocate resources to manage unexpected operating difficulties;



- unanticipated issues in integrating logistics, information, communications and/or other systems;
- unanticipated changes in the combined business due to potential divestitures or other requirements imposed by antitrust regulators;
- failure to maintain the continuity and/or assimilation of operations or employees;
- retaining key customers, borrowers and/or employees;
- retaining and obtaining required regulatory approvals, licenses and permits;
- diversion of the attention and resources of management;
- assumption of liabilities not identified in due diligence, including any on-going litigation, claims or disputes; and
- other unanticipated issues, expenses and/or liabilities.

There can be no assurance that any of the foregoing factors relating to the PFC Acquisition (and any future merger with PFC) or any potential difficulties as a result of the PFC Acquisition will not have a material adverse impact on our business, financial condition, results of operations, performance and prospects. For example, to ensure the smooth integration of our business and PFC's business and to create synergies, a certain degree of optimisation and integration will be required including in respect of customer/borrower management, financial accounting and human resources management across both our business and PFC's business. However, it is uncertain whether such integration can be successfully implemented, if at all. If the relevant risks of such integration are not properly managed or the expected benefits of the PFC Acquisition (and any future merger with PFC) fail to materialise, this may result in, *inter alia*, a deterioration of asset quality, the loss of key employees or members of the senior management team, or the deterioration or loss of customer relationships and/or connections. Any of these factors could have a material and adverse effect on our business, financial condition, results of operations, performance and/or prospects. In addition, any integration or merger may also result in increased cost of borrowings (due to restrictions on exposures of banks, mutual funds or other investors to a single company), restrictions on lending exposures by a single integrated / merged company to borrowers, along with other similar adverse issues.

***The Government may sell all or part of its shareholding in PFC, and/or PFC may sell all or part of its shareholding in us, which may result in a change in control of our Company.***

Subsequent to the PFC Acquisition, as of the date of this Offering Circular, the Government does not own, directly or indirectly, more than 50 per cent. of the voting rights of the issued share capital of our Company. Nevertheless, as long as the Government's shareholding in PFC and PFC's shareholding in our Company each is not less than 51.00 per cent., our Company will continue to be classified as a Government Company and will be subject to various regulations, regulatory exemptions and benefits generally applicable to government companies in India. As of the date of this Offering Circular, there is no legislation that places a mandatory requirement on the Government to hold a minimum 51.00 per cent. shareholding in PFC. Therefore, the Government may sell all or part of its shares in PFC, and/or PFC may sell all or part of its shareholding in us, which may result in a change in control of our Company and which may, in turn, disqualify us from benefiting from certain regulatory exemptions and other benefits that may be applicable to our Company due to us being a public sector company. If a change of control were to occur, there can be no assurance that our Company will have sufficient funds available at such time to pay the purchase price of any outstanding Notes, as the source of funds for any such purchase will be its available cash or third-party financing which we may not be able to obtain at the time.

***Failure to manage any acquisition that our Company makes may cause its profitability to suffer.***

Our Company may take advantage of merger and acquisition opportunities in the future if suitable opportunities arise (including a potential merger with PFC — please see “*Risk Factors — There may be challenges as a result of, or difficulties in realising the benefits of, the PFC Acquisition, or any future merger of the Company with PFC’s business and/or successfully integrating the Company’s business with PFC’s or (in the event of a merger) the merged business*” in this Offering Circular). These may require significant investments which may adversely affect our Company’s business and revenues. Furthermore, our Company is not permitted to carry out any merger or acquisitions without prior approval from the GoI. Acquisitions involve additional risks, including the following:

- impact of unforeseen risks, such as contingent or latent liabilities relating to the acquired businesses, that become apparent only after the merger or acquisition is finalized;
- success or failure of integration and management of the acquired operations and systems;
- success or failure of retention of select personnel; or
- impact of diversion of our Company management’s attention from other on-going business concerns.

If our Company is unable to integrate the operations of an acquired business successfully or manage such future acquisitions profitably, or obtain any necessary approvals to effect any proposed mergers or acquisitions, its revenues and results of operations may be adversely affected.

***An inability to develop or implement effective risk management policies and procedures could expose us to unidentified risks or unanticipated levels of risk.***

Although we follow various risk management policies and procedures to identify, monitor and manage risks, there can be no assurance that such policies and procedures will be effective in addressing all risks that the Company encounters in its business and operations or that such policies and procedures are as comprehensive as those implemented by other banks and financial institutions. Our risk management policies and procedures are based on, among other considerations, historical market behaviour, information regarding borrowers, and market knowledge. Consequently, these policies and procedures may not accurately predict future risk exposures that could vary from, or be greater than, those indicated by historical measures. In addition, information available to us may not be accurate, complete, up-to-date or properly evaluated. Unexpectedly large or rapid movements or disruptions in one or more financial markets or other unforeseen developments could have a material adverse effect on the Company’s results of operations and financial condition. Our risk management policies and procedures are also influenced by applicable Government policies and regulations and may prove inadequate or ineffective in addressing risks that arise as a consequence of any development in Government policies and regulations that adversely affect our business and operations.

In addition, we intend to continue to diversify our borrower portfolio and extend fund based and non-fund based financial and other assistance and services to projects that represent forward and backward linkages to the core power sector projects. These business initiatives may involve operational and other risks that are different from those that are currently faced or anticipated, and there can be no assurance that we will be able to effectively identify and address any additional risks that apply to such business initiatives. An inability to develop, modify and implement effective and dynamic risk management policies and procedures may adversely affect our growth strategy. The management of operational, legal and regulatory risk requires, among others, policies and procedures to accurately record and verify transactions and events. There can be no assurance that our policies and procedures

will effectively and accurately record and verify such information. Failure of our risk management policies and procedures or exposure to unanticipated risks could lead to losses and adversely affect our business, financial condition and results of operations.

***We take advantage of certain tax benefits available to us as a lending institution. If these tax benefits were reduced or are no longer available to us, it would adversely affect our profitability.***

We have received, and we are currently receiving, certain tax benefits by virtue of our status as a lending institution, including as a result of our lending within the infrastructure sector, which have enabled us to reduce our effective tax rate. For Fiscal 2017, Fiscal 2018 and Fiscal 2019, our Company's effective tax liability as a percentage (computed by dividing our Company's current non-consolidated tax by profit before tax, according to our Company's non-consolidated financial statements) was 29.41 per cent., 31.64 per cent. and 22.12 per cent. respectively, compared to statutory corporate tax rates (including surcharge and cess) of 34.61 per cent., 34.61 per cent. and 34.94 per cent. in Fiscal 2017, Fiscal 2018 and Fiscal 2019, respectively. The availability of these tax benefits is subject to the policies of the Government, among other things, and there can be no assurance as to the amount of tax benefits that we will receive in the future, if any.

If the laws or regulations regarding these or other tax benefits were to change further, our taxable income and tax liability may increase, which may adversely affect our financial condition and results of operations.

***We may not have obtained sufficient security and collateral from our borrowers, or we may not be able to recover or enforce, or there may be a delay in recovering or enforcing, the expected value from any security and collateral.***

We have historically granted certain loans to our borrowers where the value of the security for the loan may be less than the amount of the loan, where we have funded the loan prior to obtaining security or where the loans have been granted without security. As of December 31, 2019, we had total non-consolidated loan assets outstanding of Rs. 3,074,251.2 million, of which Rs. 2,345,809.4 million, or 76.31 per cent., were secured by charges on assets, Rs. 541,205.2 million, or 18.67 per cent. which were backed by way of state government guarantee including loans to state governments and Rs. 154,358.3 million, or 5.02 per cent., were unsecured loan assets. Although legislation in India is now effective enough to strengthen the rights of creditors to obtain faster realisation of collateral in the event of loan default, we may nonetheless be unable to realise the full value of our collateral due to certain factors, including delays occasioned by the fact that the loan was granted by us as a part of consortium of lenders or delays in us taking immediate action in bankruptcy foreclosure proceedings, market downturns that affect the value of the collateral, defects in the perfection of collateral and fraudulent transfers by borrowers. Further, upon the occurrence of certain events, a specialised regulatory agency may obtain jurisdiction over the assets of our borrowers, which may delay actions on behalf of the borrower's creditors. Any failure to recover the expected value of collateral security could expose us to a potential loss.

The RBI from time to time provides circulars and directions with respect to corporate debt restructuring, and the resolution of stressed assets for banks and NBFCs well as revisions to the framework and directions in respect of identification of stressed assets, implementation of resolution plans, permitted methods, conditions and timing of restructuring or resolution of assets, prudential norms and supervisory review by the RBI as well as enforcement under the insolvency or other laws of India. In situations where other lenders own more than a requisite specified percentage of the debt of one of our borrowers, we could be required by the other lenders to agree to restructure the debt or take enforcement proceedings, regardless of our preferred method of settlement. We may also be a part of a syndicate of lenders wherein the majority elect to pursue a different course of action than the course of action favourable to us, whether or not such debt is subject to the RBI guidelines. Any such

debt restructuring or enforcement could lead to an unexpected loss that could adversely affect our business, financial condition and results of operations.

***The escrow account mechanism for the payment obligations of our state sector borrowers may not be effective, which may reduce our recourse in the event of defaulted loans and could have a material adverse effect on our business, financial condition and results of operations.***

We have a mechanism of creating escrow accounts with most of our borrowers in the state sector. This mechanism provides that certain predetermined amounts from the payments received by such borrowers from their respective customers are deposited in an escrow account. The deposited amount is available for use by the borrower, except in the case of a default on account of non-payment to us by the borrower. In such case, the escrow agent is required to make the default amount available to us on our demand.

The escrow agreement mechanism is effective only if the customers of our borrowers, including DISCOMs and end users of power (such as power traders, industrial, commercial, household and agricultural consumers) make payment to our borrowers and such payment is deposited into the escrow facilities in an amount sufficient to repay the borrower's obligations to us. We do not have any arrangement in place to ensure that this occurs, which limits the effectiveness of the escrow mechanism. In the event the customers of our borrowers do not make payments to our borrowers, the escrow mechanism will not ensure the timely repayment of our loans, which may adversely affect our business, financial condition and results of operations. In addition, as our Company diversifies our loan portfolio and enters into new business opportunities, our Company may not be able to implement such or similar quasi-security mechanisms or arrangements and there can be no assurance that even if such mechanisms and arrangements are implemented, they will be effective.

***We have granted loans to the private sector on a non-recourse or limited recourse basis, which may increase the risk of non-recovery and could expose us to significant losses.***

As of December 31, 2019, Rs. 363,543.3 million or 11.85 per cent., of our loans assets outstanding (on a non-consolidated basis) were to borrowers that are private sector power utilities (including project-specific special purpose vehicles). Our exposure to private sector power utilities may increase in the future. The ability of private sector power utility borrowers and in particular project-specific special purpose vehicles to perform their obligations will depend primarily on the financial condition of the projects, which may be affected by many factors beyond the borrowers' control, including competition, as well as other risks such as those relating to operating costs and regulatory issues. If borrowers with non-recourse or limited recourse loans were to be adversely affected by these or other factors and were unable to meet their obligations, the value of the underlying assets available to repay the loans may be insufficient to pay the full principal and interest on the loans, which could expose us to significant losses. Any significant losses could have an adverse effect on our business, financial condition and results of operations.

***Certain SEBs which were our borrowers have been restructured and we may not have transferred the liabilities associated with our loans to the newly formed entities, which may affect our ability to enforce the applicable provisions of the original loan agreements.***

We have granted certain long-term loans to various SEBs of various states. Pursuant to amendments in the Electricity Act, the state governments of these states have restructured their SEBs into separate entities formed for the generation, transmission and/or distribution of electricity. As part of the restructuring, all liabilities and obligations of a restructured SEB were transferred by a notification process to the applicable state government, which in turn transferred them to the newly formed, state government-owned transmission, distribution and/or generation companies. However, under the restructuring notification, the transfer of liabilities and obligations under loans granted by us is to be documented by a transfer agreement between our Company, the applicable state government and the

applicable newly formed company. Although we have entered into transfer agreements with the separate entities formed as a result of the restructuring of the certain SEBs, we are yet to execute transfer agreements with the separate entities formed as a result of the restructuring of the SEBs of certain states. There can be no assurance that we will be able to enter into transfer agreements within a reasonable period to ensure that the terms of our original loan agreements will continue with the new entities.

***Our contingent liabilities could adversely affect our financial condition.***

As of March 31, 2019, our Company had, on a consolidated basis, non-funded contingent liabilities not provided for of Rs. 1,517.5 million (as disclosed in our consolidated financial statements) as follows:

	<b>(Rs. in million)</b>
<b>Contingent Liabilities not provided for in respect of:</b>	<b>Amount</b>
(a) Claim against the Company not acknowledged as debts .....	0.8
(b) Taxation demands	
– Demands raised by the Income Tax Department .....	910.3
– Demands against appeals filed by the Income Tax Department against the relief allowed to the Company .....	304.2
– Demands raised in respect of Service Tax .....	3.6
(c) Others	
– Letters of Comfort .....	-
– Bank Guarantees .....	298.6
<b>Total .....</b>	<b>1,517.5</b>

*Note:*

- (1) We have issued letters of comfort (LoCs) to some of our borrowers against loan amounts sanctioned to them. These LoCs are basically used by borrowers to give comfort to LC issuing banks for procurement of power equipment or otherwise similar facilities during execution of contracts.

If these contingent liabilities were to fully materialize or materialize at a level higher than we expect, our financial condition could be adversely affected. For further details on our contingent liabilities, see the section titled “*Index to Financial Statements*” of this Offering Circular.

***Our cash flow reflects negative cash flows from operations in view of presentation of borrowings and lending in different categories. There is no assurance that such negative cash flow from operations shall not recur in future Fiscal periods and in case it recurs then it may adversely affect our business.***

In view of the opinion of a committee of the Institute of Chartered Accountants of India, our outward cash flow relating to disbursement of loans and advances (net of any repayments we receive) is reflected in cash flow from our operating activities whereas the inward cash flows from external funding taken (net of any repayments of such funding) to disburse these loans and advances are reflected in our cash flow from financing activities. Consequently, cash flow of our Company (on a consolidated basis) reflects negative net cash flow from operating activities of Rs. 325,098.1 million and Rs. 358,658.0 million for Fiscal 2018 and Fiscal 2019, respectively, each as per Ind-AS. The cash flow for Fiscal 2017 reflects positive net cash flow from operating activities of Rs. 68,045.2 million, as per Indian GAAP, owing to pre-payments under UDAY. For further details on our Company’s non-consolidated cash flow, see the section titled “*Index to Financial Statements*” of this Offering Circular.

***Our success depends largely upon our management team and skilled personnel. Our ability to attract and retain such persons and disassociation of our key personnel could adversely affect our business and our ability to pursue our growth strategies.***

Our future performance depends on the continued service of our experienced management team and skilled personnel. We also face a continuous challenge to recruit and retain a sufficient number of suitably skilled personnel, particularly as we continue to grow our business. There is competition for management and other skilled personnel in our industry, and it may be difficult for us to attract and retain the personnel we need in the future. The loss of key personnel, or our inability to attract and retain new personnel, may have an adverse effect on our business, results of operations, financial condition and our ability to grow.

***Our borrowers' insurance of assets may not be adequate to protect them against all potential losses to which they may be subject, which could affect our ability to recover the loan amounts due to us from them.***

The terms and conditions of our loan agreements require our borrowers to maintain insurance on their charged assets as collateral for the loan granted by us. However, we have not historically monitored our borrower's compliance with their obligation to maintain insurance. Our borrowers may not have the required insurance coverage, or may not renew the insurance policies, or the amount of insurance coverage may be less than the replacement cost of the relevant assets and therefore the amount of insurance coverage may be insufficient to cover all financial losses that our borrowers may suffer as a result of any uninsured event. In the event the assets charged in our favour are damaged or our borrowers otherwise suffer a loss because of insufficient insurance to offset the borrower's losses, it may affect our ability to recover the loan amounts due to us from the borrower.

***We are subject to restrictive covenants under our credit facilities that limit our flexibility in managing our business. Such restrictive covenants may restrict our operations or ability to expand and may adversely affect our business.***

There are restrictive covenants in the agreements we have entered into with certain banks and financial institutions for our borrowings. These restrictive covenants require us to maintain certain financial ratios, our existing credit rating and to seek the prior permission of these banks and financial institutions for various activities, including, among others, change in capital structure, issue of equity, preferential capital or debentures, raising any deposits, selling or transferring any part of our business, effecting any scheme of acquisition, merger, amalgamation or reconstitution, implementing a new scheme of expansion or creation of a subsidiary. Such restrictive covenants may restrict our operations or ability to expand and may adversely affect our business. Further, these restrictive covenants may also affect some of the rights of our shareholders, including the payment of the dividends in case of any default in debt to such lenders. Additionally, these banks and financial institutions also have the powers to appoint a nominee director on our Board, with the prior approval of the Government, in case of any default on our part in payment of interest or principal towards some of our borrowings. Furthermore, we may not have received the consent from some of our lenders for raising new loans or debentures.

***The power sector financing industry is becoming increasingly competitive and our profitability and growth will depend on our ability to compete effectively and maintain a low effective cost of funds so as to maintain our interest income and grow our portfolio of assets.***

Our interest rate margins are determined by the cost of our funding relative to the pricing of our loan products. The cost of our funding and the pricing of our loan products are determined by a number of factors, many of which are beyond our control. Our cost of funds (on a non-consolidated basis) raised during the nine months ended December 31, 2019 is 7.47 per cent. However, we may not be able to maintain the same during subsequent periods without raising funds from the debt market

through various concessional debt issues. While we have generally been able to pass on the increased cost of funds to our customers over this period, we may not be able to continue to do so in future. In the event we were to suffer a decline in interest rate margins, we would be required to increase our lending activity in order to maintain our then current profit level. However, there can be no assurance that we will be able to do so and we may suffer reduced profitability or losses. In the event our interest rate margins decrease, the same may adversely affect our business, financial condition and results of operations.

In addition, competition in our Company's industry depends on, among other factors, the ongoing evolution of the Government policies relating to the industry, the entry of new participants into the industry and the extent to which there is consolidation among banks, financial institutions and NBFCs in India. Our Company's primary competitors are public sector infrastructure finance companies, public sector banks, private banks (including foreign banks), financial institutions and other NBFCs. Many of our Company's competitors may have larger resources or balance sheet sizes than our Company and may have considerable financing resources. In addition, since our Company is a non-deposit taking NBFC, our Company may have restricted access to funds in comparison to banks and deposit taking NBFCs. Our growth will depend in large part on our ability to respond in an effective and timely manner to the said competitive pressures. In particular, the Electricity Act provides for opportunities in the private sector involvement in the Indian power sector.

Many of our existing and future competitors may have greater and more inexpensive resources than we do. Therefore, our ability to compete effectively is dependent on our ability to maintain a low effective cost of funds.

***Power projects carry certain risks that, to the extent they materialize, could adversely affect our business, financial condition and results of operations.***

Our business mainly consists of lending to power sector projects in India. Power sector projects carry project-specific as well as general risks. These risks are generally outside of our control and include:

- non-conversion of letter of assurance and/or Memorandum of Understanding by coal suppliers into binding fuel supply agreement;
- delays in development of captive coal mines;
- political, regulatory, fiscal, monetary and legal actions and policies that may adversely affect the viability of projects to which we lend;
- changes in government and regulatory policies relating to the power sector;
- delays in construction and operation of projects to which we lend;
- adverse changes in demand for, or the price of, power generated or distributed by the projects to which we lend;
- the willingness and ability of consumers, aggregators or DISCOMs to pay for the power produced by projects to which we lend;
- shortages of, or adverse price developments for, raw materials and key inputs for power production including domestic and imported coal and natural gas;
- delays in inviting bids for procurement of power by state sector state power utilities and DISCOMS;

- delay in obtaining forest clearance, land acquisition, right of way clearance and other relevant clearances;
- adverse geological conditions;
- effectiveness of current technology and its obsolescence in renewable energy;
- increased project costs due to environmental challenges and changes in environmental regulations;
- potential defaults under financing arrangements of project companies and their equity investors;
- failure of co-lenders with us under consortium lending arrangements to perform on their contractual obligations;
- failure of third parties such as contractors, fuel suppliers, sub-contractors and others to perform their contractual obligations in respect of projects to which we lend;
- adverse developments in the overall economic environment in India;
- adverse fluctuations in liquidity, interest rates or currency exchange rates;
- economic, political and social instability or occurrences of events such as natural disasters, armed conflict and terrorist attacks, particularly where projects are located or in the markets they are intended to serve;
- delays in the implementation of Government policies and initiatives;
- environmental concerns and environmental regulations applicable to power sector projects that our Company finances, including, for example, relevant coal mining areas being classified as “no-go” areas;
- extent and reliability of power sector infrastructure in India;
- strikes, work stoppages or increased wage demands by employees or any other disputes with employees that affect the project implementation schedule or operations of the projects that our Company finances;
- disruption of projects due to explosions, fires, earthquakes and other natural disasters, breakdown, failure or substandard performance of equipment, improper installations or operation of equipment, accidents, operational problems, transportation interruptions, other environmental risks and labour disputes;
- changes in credit ratings of our Company’s borrowers affecting their ability to finance projects;
- failure to supply power to the market due to unplanned outages of any projects that our Company finances, failure in transmission systems or inter-regional transmission or distribution systems;
- inherent risks relating to signing, execution and honouring of power purchase agreements and non-permissibility of pass through or escalation in the cost in the dynamic environment;



- rehabilitation, resettlement and local public agitation on project sites/resources;
- low demand and power offtake, resulting in non-conformity with the agreed power purchase agreement and/or power sale agreement signed with DISCOMs;
- the low selling price of merchant power; and
- constraints in power transmission corridors.

Power sector projects may be exposed to unplanned interruptions caused by catastrophic events such as floods, earthquakes, fires, major plant breakdowns, pipeline or electricity line ruptures or other disasters. Operational disruption, as well as supply disruption, could adversely affect the cash flows available from these projects. Furthermore, the cost of repairing or replacing damaged assets could be considerable. Repeated or prolonged interruption may result in a permanent loss of customers, substantial litigation or penalties and/or regulatory or contractual non-compliance. To the extent these or other risks relating to the power projects we finance materialize, the quality of our asset portfolio and our profitability may be adversely affected. Furthermore, as we continue to increase our exposure to generation projects, our individual loan size is likely to increase in size, thereby increasing our exposure with respect to individual projects. Accordingly, the potential for adverse effects on our business, financial condition and results of operations may arise in the event these risks relating to the power projects we finance were to materialize.

***Negative trends in the Indian power sector or the Indian economy could adversely affect our business, financial condition and results of operations.***

We were founded with the objective of developing the power infrastructure in rural areas. For the foreseeable future, we expect to continue to be a sector-specific public financial institution with a focus on the Indian power sector. Any negative trends or financial difficulties in the Indian power sector could adversely affect our business and financial performance.

We believe that the further development of India's power sector is dependent on regulatory framework, policies and procedures that facilitate and encourage private and public sector investment in the power sector. Many of these policies are evolving and their success will depend on whether they properly address the issues faced and are effectively implemented.

Additionally, these policies will need continued support from stable and experienced regulatory regimes throughout India that not only stimulate and encourage the continued movement of capital into power development, but also lead to increased competition, appropriate allocation of risk, transparency and more efficient power supply and demand management to the end consumer.

The allocation of capital and the continued growth of the power sector are also linked to the continued growth of the Indian economy generally. In particular, the growth of the power industry will be affected by consumers' income levels and the extent to which they would be willing to pay or can be induced to pay for power.

If the central and state governments' initiatives and regulations in the power sector do not proceed to improve the power sector as intended, or if there is any downturn in the macroeconomic environment in India or in the power sector, our business, financial condition and results of operations could be adversely affected.

Additionally, it is generally believed that demand for power in India will increase in connection with expected increases in India's GDP. However, there can be no assurance that demand for power in India will increase to the extent we expect, or at all. In the event demand for power in India does not increase as we expect, the extent to which we are able to grow our business by financing the growth

of the power sector would be limited and this could have a material adverse effect on our business, financial condition and results of operations.

***Material changes in the regulations that govern us and our borrowers could cause our business to suffer.***

Our Company is under the administrative control of the MoP. We are regulated by the Companies Act and some of our activities are subject to supervision and regulation by statutory authorities including the RBI, SEBI and the Stock Exchanges. For details, see the section titled “*Regulations and Policies*” in this Offering Circular. Additionally, our borrowers in the power sector are subject to supervision and regulation by the Central Electricity Regulatory Commission (**CERC**) and State Electricity Regulatory Commission (**SERC**). Further, we are subject to changes in Indian law, as well as to changes in regulation and government policies and accounting principles. We also receive certain benefits and take advantage of certain exemptions available to our classification as a public financial institution u/s 2 (72) of the Companies Act and as an IFC NBFC – ND SI.

The statutory and regulatory framework for the Indian power sector has changed in many important ways in recent years and the impact of these changes is yet to be seen. The Electricity Act provides for a framework for reforms in the sector. There could be additional changes in the manner of determination of tariff and other policies and licensing requirements for, and tax incentives applicable to, companies in the power sector. Presently, our Company is not aware of the nature or extent of any future review and amendment of the Electricity Act and rules and policies issued thereunder, and it is possible that any amendments may have an adverse impact on our Company’s business, financial condition and results of operations.

For further details on the Electricity (Amendment) Bill, 2014, please see the section titled “*Regulations and Policies*”. The above laws and other regulations governing our borrowers and our Company could change in the future and any such changes could adversely affect our business, financial condition and results of operations.

***We may fail to obtain certain regulatory approvals in the ordinary course of our business in a timely manner or at all, or to comply with the terms and conditions of our existing regulatory approvals and licences, which may have a material adverse effect on the continuity of our business and may impede our effective operations in the future.***

We usually require certain regulatory approvals, sanctions, licences, registrations and permissions for operating our businesses. However, we may not receive or be able to renew such approvals in the time frames anticipated by us or at all, which could adversely affect our business. If we do not receive, renew or maintain such regulatory approvals required to operate our business, the same may have a material adverse effect on the continuity of our business and may impede our effective operations in the future. Additionally, any historical or future failure to comply with the terms and conditions of our existing regulatory or statutory approvals may cause us to lose or become unable to renew such approvals.

***We have been granted exemption from the applicability of certain prudential norms by the RBI. We cannot assure you that such exemption shall continue to be granted by the RBI which may affect our business.***

The RBI, pursuant to a certificate dated September 17, 2010, had categorised our Company as an IFC according to the instructions contained in the Systemically Important NBFC Directions. In this regard, a fresh certificate of registration bearing no. 14.000011 dated November 28, 2018 has been allotted by the RBI in the name of our Company. As an IFC, the total permissible exposure for lending in the private sector is 25 per cent. of owned funds in the case of a single borrower, and 40 per cent. in the case of a single group of borrowers and exposure for lending and investing taken together can be up to

30 per cent. and 50 per cent. of owned funds, respectively. Our Company is also required to maintain a capital to risk weighted assets ratio (**CRAR**) of 15 per cent. (with a minimum Tier I capital of 10 per cent.). Accordingly, we have modified the prudential norms with the approval of our Board on September 25, 2010. In view of the exemption granted by the RBI through the letter dated June 16, 2016, to our Company from concentration norms in respect of exposure to central and state entities in the power sector until March 31, 2022, our maximum credit exposure limits to such utilities varies from 50 per cent. to 250 per cent. of our net worth, depending on the entity appraisal and status of unbundling of the respective state utilities.

If the RBI does not extend the exemptions as mentioned above, we may have to comply with the prevailing RBI prudential norms with respect to exposure norms which may affect our business and profitability. In respect of private sector entities, the Company's credit exposure to single borrowers and group borrowers did not exceed the RBI prudential exposure limits as at March 31, 2019, March 31, 2018 and March 31, 2017.

***There are a number of legal and tax-related proceedings involving us. Any unfavourable development in these proceedings or in other proceedings in which we become involved could have a material adverse effect on our business, financial condition and results of operation.***

We are involved in certain legal and tax-related proceedings. These proceedings are pending at different levels of adjudication before various courts, tribunals and appellate authorities.

The legal proceedings generally arise because we seek to recover our dues from our borrowers or because customers seek claims against us. The majority of these cases arise in the normal course of business and we believe, based on the facts of the cases and consultation with counsel, that these cases generally do not involve risk of a material adverse impact on our financial performance. In certain instances, present and former employees have instituted legal and other proceedings against us alleging irregularities. We make necessary provisions when it is probable that an outflow of resources will be required to settle certain obligations arising out of the legal proceedings and a reliable estimate of the amount of the obligation can be made. We determine the amount of necessary provisions based on our estimate of the amount required to settle the obligation at the balance sheet date, supplemented by our experience in similar situations. When there is only a remote risk of loss, we do not recognize a provision nor do we include a disclosure in our consolidated financial statements in relation to such legal proceedings.

Litigation or arbitration could result in substantial costs to, and a diversion of effort by, our Company and/or subject our Company to significant liabilities to third parties. There can be no assurance that the results of such legal proceedings will not materially harm our Company's business, reputation or standing in the market or that our Company will be able to recover any losses incurred from third parties, regardless of whether the Company is at fault. There can be no assurance that losses relating to litigation or arbitration will be covered by insurance, that any such losses would not have a material adverse effect on the results of the Company's business, operations or financial condition, or that provisions made for litigation and arbitration related losses will be sufficient to cover the Company's ultimate loss or expenditure.

For further details, see the section titled "*Business – Legal Proceedings*" in this Offering Circular.

***We are subject to stringent labour laws and trade union activity and any work stoppage could have an adverse material effect on our business, financial condition and results of operations.***

India has stringent labour legislation, which protects the interests of workers, including legislation which sets forth detailed procedures for employee removal, dispute resolution and imposes financial obligations on employers upon employee layoffs. This makes it difficult for us to maintain flexible

human resource policies, discharge employees or downsize, which although not quantifiable, may adversely affect our business and profitability.

Moreover, we are one of the few Government enterprises which have a registered trade union under the Indian Trade Unions Act, 1926. Although we consider our relations with our unionized employees to be stable and have not lost any time on account of strikes or labour unrest as of the date of this Offering Circular, our failure to effectively renegotiate wage revisions or other legitimate union activity could result in work stoppages. Any such work stoppage, though not quantifiable, could have an adverse effect on our business, financial condition and results of operations.

***Some of our immovable properties may have certain irregularities in title, as a result of which our operations may be impaired.***

We own or lease properties for the purposes of our offices (registered office, corporate office and project offices) and for residential purposes for our employees. Some of these properties may not have been constructed or developed in accordance with local planning and building laws and other statutory requirements. In addition, there may be certain irregularities in title in relation to some of our owned or leased properties. For example, some of the agreements for such arrangements may not have been duly executed and/or adequately stamped or registered in the land records of the local authorities or the lease deeds may have expired or are yet to be renewed. Our business may be adversely affected if we are unable to continue to utilize these properties as a result of any irregularity of title or otherwise.

Further, the registration of the conveyance deed with respect to the following is yet to be executed: (i) land acquired by our Company for the purpose of construction of a staff colony at Sector 57, Gurugram, Haryana; and (ii) our office building at SCOPE complex in New Delhi.

***We have invested in debt instruments that may carry interest at a lower rate than the prevailing market rate.***

As of December 31, 2019, our Company has made investments aggregating to an amount of approximately Rs. 21,952.2 million on a non-consolidated basis, of which Rs. 15,000.0 million is in debt instruments. While we believe that our debt investments carry interests at prevailing market rates, when invested, these rates can change due to various factors that may affect the value of our investments. Consequently, these instruments may carry interest at a lower rate than the prevailing market rate.

***Changes in legislation (including tax legislation) or policies applicable to us could adversely affect our results of operations.***

Our business and operations are governed by various laws and regulations. Our business and financial performance could be materially adversely affected by any change in laws or interpretations of existing laws, or the promulgation of new laws, rules and regulations applicable to our business. Unfavourable changes in or interpretations of existing, or the promulgation of new, laws, rules and regulations including foreign investment laws governing our Company's business, operations and group structure may result in our Company being deemed to be in contravention of such laws. The Government or state governments could implement new regulations and policies, which could require us to obtain approvals and licences from the Government and other regulatory bodies or impose onerous requirements and conditions on our operations. Our Company may incur increased costs and other burdens relating to compliance with such new requirements, which may also require significant management time and other resources. Any such changes and the related uncertainties with respect to the implementation of the new regulations as well as any failure to comply may have a material adverse effect on our business, prospects, financial condition and results of operations. Uncertainty in the applicability, interpretation or implementation of any amendment to, or change in, governing law,

regulation or policy, including by reason of an absence, or a limited body of administrative or judicial precedent may be time consuming as well as costly for it to resolve and may impact the viability of our Company's current business or restrict its ability to grow its business in the future.

Tax and other levies imposed by the central and state governments in India that affect our Company's tax liability include: central and state taxes and other levies, income tax, stamp duty and other special taxes and surcharges which are introduced on a temporary or permanent basis from time to time. Moreover, the central and state tax scheme in India is extensive and subject to change from time to time. Any tax amendments from time to time may affect the overall tax efficiency of companies operating in India and may result in significant additional taxes becoming payable. Additional tax exposure could adversely affect our Company's business and results of operations.

At present, our Company has the benefit of the deductions under Sections 36(1) (vii)(c) and 36(1) (viii) of the Income Tax Act. The Government is decreasing the corporate tax rate for the companies over the years, and this process of reduction has to be necessarily accompanied by rationalisation and removal of various kinds of tax exemptions and incentives for corporate taxpayers. Non-availability of deduction under Sections 36(1)(vii)(c) and 36(1)(viii) of the Income Tax Act may increase our tax liability.

We are subject to the Securities and Exchange Board of India (Listing Obligations and Disclosure Requirements) Regulations, 2015 (**SEBI LODR Regulations**), which was notified by the Securities and Exchange Board of India on September 2, 2015. The SEBI LODR Regulations have brought into effect changes to the framework governing listed companies, including the introduction of certain additional requirements such as the disclosure of material events or information, and making prior notifications of certain proposals to raise funds. The requirement for compliance with such applicable regulations presents a number of risks, particularly in areas where applicable regulations may be subject to varying interpretations. Further, if the interpretations of the regulators and authorities are different, we may be subject to penalties and our business could be adversely affected. Furthermore, to ensure compliance with the requirements of the SEBI LODR Regulations, we may need to allocate additional resources, which may increase our regulatory compliance costs and divert management attention.

With the implementation of GST in India from July 1, 2017, while there is a general expectation of overall reduction in prices and related costs to us (given that 50 per cent. of the GST paid on procurements by us are a cost) in the long run, the said benefits may not accrue immediately. In the short term, given that the GST rates in relation to the value added tax rates have overall been higher in most products, the tax costs to our Company may increase until the base price of products and services are reduced by the vendors (this being on account of the efficiencies accruing to the vendor by introduction of GST). Also, the compliance costs for our Company have overall increased on account of compliances under multiple registrations as against the earlier centralised registration. Separately, where the earlier benefits like deemed exports, concessional rate of duties for power sector are not reinstated in the GST law, the costs for power sector may increase overall and entail higher demand for loans from our Company.

The General Anti-Avoidance Rules (**GAAR**) have been made effective from April 1, 2017. The said rules are a part of the Income Tax Act and are in nature of anti-abuse provisions which denies the tax benefits to the parties involved in the arrangement so entered. The tax consequences of the GAAR provisions being applied to an arrangement could result in denial of tax benefit among other consequences. The monetary limit to invoke GAAR provisions is Rs.30 million per taxpayer in an arrangement. In addition, GAAR provisions cannot be invoked in every case and can be done only after seeking the approval of tax authorities in India. In the absence of any precedents on the subject, the application of these provisions is uncertain. If the GAAR provisions are made applicable, it may have an adverse tax impact on our Company and investors. Further, the provisions of GAAR may restrict the benefits available to a non-resident under the tax treaty entered into by India with such

country of which the concerned non-resident is the resident if the tax benefits are not duly addressed by the limitation of benefit clause in the relevant tax treaty.

As the taxation system undergoes changes, the effect of such changes on the financial system may not be determined and there can be no assurance that such effects would not adversely affect our business, prospects, financial condition and results of operations.

***Our insurance may not be adequate to protect us against all potential losses to which we may be subject.***

We maintain insurance for our physical assets, such as our office and residential properties, against standard fire and special perils (including earthquakes). In addition, we maintain a group personal accident insurance as well as directors' and officers' insurance policies. However, the amount of our insurance coverage may be less than the replacement cost of such property and the same may not be sufficient to cover all financial losses that we may suffer should a risk materialize. If we were to incur a significant liability for which we were not fully insured or a loss in excess of our insured limits, it could have a material adverse effect on our operations.

In addition, in the future, we may not be able to maintain insurance of the types or in the amounts which we deem necessary or adequate or at premiums which we consider acceptable. The occurrence of an event for which we are inadequately or insufficiently insured or the successful assertion of one or more large claims against us that exceed available insurance coverage, or changes in our insurance policies (including premium increases or the imposition of large deductible or co-insurance requirements), could have a material and adverse effect on our business, financial condition, results of operations and cash flows.

***Any cross default of financial indebtedness may trigger payment to all other borrowings made by our Company, thereby adversely affecting the liquidity position of our Company, and which may adversely affect our financial condition.***

Our Company has given a cross default covenant in certain of its borrowings. If our Company defaults in any of its obligations under those loans, the loans which contain the cross default covenant will also become payable even if there is no breach of covenant or default of payment on such loans. The occurrence of any such default would have an impact on our Company's liquidity.

***We have entered, and may enter, into certain transactions with related parties, which may not be on an arm's length basis or which may lead to conflicts of interest.***

We have entered and may enter into transactions with related parties, including our directors. There can be no assurance that we could not have achieved more favourable terms on such transactions had they not been entered into with related parties. Furthermore, it is likely that we will enter into related party transactions in the future. There can be no assurance that such transactions, individually or in the aggregate, will not have an adverse effect on our financial condition and results of operations. The transactions we have entered into, and any future transactions we will enter into, with related parties have involved, or could potentially involve, conflicts of interest.

***Our directors may have interests in companies or entities similar to ours, which may result in a conflict of interest that may adversely affect future financing opportunity referrals.***

Some of our directors have interests in other companies that are in businesses similar to our Company. This may result in potential conflicts of interest. For further information with respect to directorships of certain of our directors, see the section titled "Management" in this Offering Circular. Accordingly, potential conflicts of interest may arise out of common business objectives shared by us

and our directors and there can be no assurance that these or other conflicts of interest will be resolved in an impartial manner.

***Any downgrading of our debt rating or India's sovereign rating by a credit rating agency could have a negative impact on our business.***

Any adverse revisions of our credit rating or India's sovereign credit ratings for domestic and international debt by credit rating agencies may adversely impact our ability to raise additional financing, the interest rates and other commercial terms at which such additional financing is available. This could have a material adverse effect on our business and financial performance and our ability to obtain financing for lending operations.

***The security of our Company's IT systems may fail and adversely affect our Company's business, operations, financial condition and reputation.***

Our Company is dependent on the effectiveness of its information security policies, procedures and capabilities to protect its computer and telecommunications systems and the data such systems contain or transmit. An external information security breach, such as a hacker attack, fraud, a virus or worm, or an internal problem with information protection, such as a failure to control access to sensitive systems, could materially interrupt our Company's business operations or cause disclosure or modification of sensitive or confidential information. Our Company's operations also rely on the secure processing, storage and transmission of confidential and other information in its computer systems and networks. Our Company's computer systems, software and networks may be vulnerable to unauthorized access, computer viruses or other malicious code and other events that could compromise data integrity and security. Although our Company maintains procedures and policies to protect its IT systems, such as a data back-up system, disaster recovery and a business continuity system, any failure of our Company's IT systems could result in business interruption, material financial loss, regulatory actions, legal liability and harm to our Company's reputation. Furthermore, any delay in implementation or disruption of the functioning of our Company's IT systems could disrupt its ability to track, record, process financial information or manage creditors/debtors or engage in normal business activities.

***The effects of the convergence with IFRS and the adoption of "Indian Accounting Standards converged with IFRS" are in the process of being established.***

In March 2016, the Ministry of Corporate Affairs notified the road map for the implementation of Indian Accounting Standards converged with International Financial Reporting Standards or Ind-AS for NBFCs. NBFCs are required to prepare Ind-AS based financial statements (consolidated and individual) in two phases. Under Phase I, NBFCs that have a net worth of Rs. 5 billion or more, including our Company, and their holding, subsidiary, joint venture or associate companies are required to prepare Ind-AS based financial statements for accounting periods beginning from April 1, 2018 onwards with comparatives for the periods ending March 31, 2018 or thereafter. Under Phase II, NBFCs whose equity and/or debt securities are listed or are in the process of listing on any stock exchange in India or outside India and have a net worth less than Rs. 5 billion, NBFCs that are not listed and have a net worth of more than Rs. 2.5 billion but less than Rs. 5 billion, and their respective holding, subsidiary, joint venture or associate companies are required to prepare Ind-AS based financial statements for accounting periods beginning from April 1, 2019 onwards with comparatives for the periods ending March 31, 2019 or thereafter. NBFCs that have a net worth below Rs. 2.5 billion shall continue to apply the accounting standards specified in the Annexure to the Companies (Accounting Standards) Rules, 2006.

As the process of convergence is still in an early phase, there is not yet a significant body of established practice from which to draw upon when forming judgements regarding its implementation and application. The new accounting standards significantly change our methodology for estimating

allowances for probable loan losses and require us to calculate provision for loan losses as the expected shortfall in cash flows from the loan, including from the possible liquidation of collateral, discounted at the loan's effective interest rate. Further, they require us to adjust this estimate by considering future economic conditions. This has resulted in our Company recognising higher allowances for probable loan losses than as required as per the earlier standards. However, the new accounting standards require significantly more use of judgment, and there are still several areas where diversity in industry practice is being seen. It is possible that the regulators may issue further clarifications or rules in the future, or that industry practice may otherwise become aligned. Accordingly, there can be no assurance that such developments in the future, with respect to Ind-AS, will not adversely affect our reported results of operations or financial condition.

***This Offering Circular includes certain unaudited financial information in relation to our Company. Reliance on such information should, accordingly, be limited.***

This Offering Circular includes unaudited non-consolidated financial results in relation to our Company for the nine months ended December 31, 2019 and comparatives for the nine months ended December 31, 2018, in respect of which M/s S.K. Mittal & Co., Chartered Accountants and M/s O.P. Bagla & Co. LLP, Chartered Accountants, the statutory auditors of our Company for Fiscal 2020, have issued their limited review report dated February 4, 2020 for the nine-month period ended December 31, 2019. As this financial information has been subject only to limited review, in accordance with the SEBI LODR Regulations, and not subject to an audit, any reliance by prospective investors on such unaudited non-consolidated financial information for the nine months ended December 31, 2019 and comparatives for the nine months ended December 31, 2018 should, accordingly, be limited. Moreover, our financial results for any given fiscal quarter or period, including the nine months ended December 31, 2019, may not be directly comparable with our financial results for any full fiscal or for any other fiscal quarter or period.

Further, the Company has adopted the Ind-AS with effect from April 1, 2018 in line with the roadmap notified by the MCA. The financial results for the nine months ended December 31, 2019 and comparatives for the nine months ended December 31, 2018; and the financial statements for the years ended March 31, 2019 and comparatives for March 31, 2018, have each been drawn up on the basis of Ind-AS; as against the financial statements for the year ended March 31, 2017 (and earlier) which were drawn as per the earlier accounting framework.

Accordingly, prospective investors in the Notes are advised to read such unaudited non-consolidated financial information for the nine months ended December 31, 2019 and December 31, 2018 in conjunction with the audited financial statements set out elsewhere in this Offering Circular while keeping the aforesaid in view.

***If the level of credit impaired assets or non-performing assets in our loan portfolio were to increase, our financial condition would be adversely affected.***

Our Company's gross consolidated credit impaired assets (Stage 3) were Rs. 48,726.9 million, Rs. 171,284.2 million and Rs. 203,480.0 million, which constituted 2.41 per cent., 7.15 per cent. and 7.24 per cent. of our total consolidated loan assets as of March 31, 2017, 2018 and 2019, respectively. As of December 31, 2019, our non-consolidated gross credit impaired assets (Stage 3) were Rs. 196,887.8 million. Upon the implementation of Ind-AS, the provisioning in respect of loan assets is made on the basis of Expected Credit Loss (ECL) methodology, which considers the probability of default and the expected loss to the Company. We may, from time to time and for compliance with any direction issued pursuant to a statute / by a regulatory authority or for better presentation, amend our policies and procedures regarding asset classification of our loans, which may increase our level of credit impaired assets.



The RBI issued a circular – “*Resolution of Stressed Assets – Revised Framework*” – dated February 12, 2018, pursuant to which the RBI withdrew its earlier resolution schemes (including strategic debt restructuring and the scheme on sustainable structuring of stressed assets). Although this circular was not directly applicable to our Company *per se*, however, as a matter of prudence (and given that we are part of consortiums with banks and other financial institutions) our Company classified all projects which were under various resolution schemes (i.e. cases where such schemes were invoked but not yet implemented) of RBI as NPAs. Through an order dated 2 April 2019, the Supreme Court of India had held the RBI circular dated February 12, 2018 on Resolution of Stressed Assets as *ultra vires*.

Accordingly, it was in this light that the RBI has recently issued a circular – “*Prudential Framework for Resolution of Stressed Assets by Banks*” dated June 7, 2019 with a view to providing a framework for earlier recognition, reporting and time bound resolution of stressed assets. These guidelines are applicable to all scheduled commercial banks (excluding regional rural banks), All-India Term Financial Institutions (such as Export Import Bank of India, National Bank for Agriculture and Rural Development, National Housing Bank and Small Industries Development Bank of India), small finance banks and Systemically Important Non-Deposit taking Non-Banking Financial Companies and Deposit taking Non-Banking Financial Companies (**NBFC-D**). Accordingly, these directions are not strictly applicable to our Company, being a NBFC.

The Stressed Asset Framework mandates higher provisioning if a resolution plan is not implemented within a stipulated time period. Certain projects have been driven to NCLT, which may or may not require a significant hair-cut. The resolution under NCLT is required within a time span of 180 days, extendable further for 90 days. The resolution process has to be completed within a period of 330 days (including extension periods and time taken for legal proceedings) from the insolvency commencement date. Considering these timelines, it is envisaged that the resolution of these stressed projects may not happen within prescribed timelines and the project may go into liquidation. The Company may have to take haircuts at the time of resolution of these stressed assets. The funds realized from the sale of these assets will be reinvested at a lower rate, and will have an impact on the Company’s financials going forward. The Company faces the risk of higher provisioning and significant haircuts, wherever its projects fall under the ‘stressed assets’ category. Further, the Stressed Asset Framework has repealed the earlier issued instructions of the RBI on resolution of stressed assets such as the framework for revitalising distressed assets, corporate debt restructuring scheme, flexible structuring of existing long term project loans, strategic debt restructuring scheme (**SDR**), change in ownership outside SDR and scheme for sustainable structuring of stressed assets. Accordingly, the Stressed Assets Framework will impact our asset quality and profitability.

***Depreciation of the Rupee against foreign currencies may have an adverse effect on our Company’s results of operations and financial conditions.***

As of December 31, 2019, our Company had outstanding foreign currency borrowing of approximately JPY 12,092.0 million, U.S.\$ 6,370.1 million and EUR 55.1 million. Approximately 54.44 per cent. of total foreign currency borrowings are hedged by a mix of derivative instruments. All of our Company’s revenues are denominated in Rupees.

The Rupee has been quite volatile from fiscals 2014 to 2019 when compared against the U.S. dollar. First, it depreciated by 26.7 per cent. from 54.28 per U.S.\$1.00 as at 31 March 2013 to an all-time low of 68.82 per U.S.\$1.00 as at 28 August 2013 and then appreciated by 12.9 per cent. to close fiscal 2014 at 59.89 per U.S.\$1.00. In fiscal 2015, the Rupee depreciated by 4.4 per cent. to close the year at 62.50 per U.S.\$1.00 and in fiscal 2016, the Rupee depreciated by 6 per cent., to close the year at 66.25 per U.S.\$1.00. In fiscal 2017, the Rupee first depreciated 3.9 per cent from 66.21 as at 4 April 2016 to 68.78 as at 28 November 2016 and then appreciated 5.7 per cent to 64.85 as at 31 March 2017. In fiscal 2018, the rupee remained range bound from 65.03 as at 3 April 2017 to 65.18 as at 28 March 2018 with a low of 65.71 on 27 September 2017 and a high of 63.37 on 5 January 2018. In fiscal

2019, the Rupee remained range bound from 64.97 as at 6 April 2018 to 69.16 as at 29 March 2019 with a high of 73.76 on 5 October 2018. From the end of March 2019 to 30 November 2019, high volatility has been observed in the Rupee with the Rupee touching a low of 68.42 on 5 July 2019. Overall, the Rupee depreciated by 27.31 per cent. over the course of fiscal 2014 through to 2019. Volatility in India's currency and the possibility of slower growth pose significant risks for the financial prospects of companies in India, as well as a greater default risk for Indian companies with foreign-denominated debt. Accordingly, the volatility of the Rupee against the U.S. dollar and other major currencies may increase the Rupee cost to our Company of servicing and repaying its foreign currency borrowing. Although our Company has made suitable hedging arrangements for a major part of its foreign currency exposure that may not fully protect our Company from foreign exchange fluctuations. Any drastic depreciation of the Rupee against foreign currencies may have an adverse effect on our Company's results of operation and financial conditions.

***A decline in India's foreign exchange reserves may affect liquidity and interest rates in the Indian economy, which could have an adverse impact on us. A rapid decrease in reserves would also create a risk of higher interest rates and a consequent slowdown in growth.***

India's foreign exchange reserves stood at U.S.\$473,001 million as of February 7, 2020. Flows to foreign exchange reserves can be volatile, and past declines may have adversely affected the valuation of the Rupee. There can be no assurance that India's foreign exchange reserves will not decrease again in the future. Further decline in foreign exchange reserves, as well as other factors, could adversely affect the valuation of the Rupee and could result in reduced liquidity and higher interest rates that could adversely affect our business, financial condition and results of operations.

***Our Company may in the future conduct additional business through joint ventures and strategic partnerships, exposing our Company to certain regulatory and operating risks.***

Our Company intends to continue to pursue suitable joint venture and strategic partnership opportunities in India, in particular with companies or firms whose resources, capabilities and strategies are likely to enhance and diversify our Company's business operations in the power sector. Our Company may not be able to identify suitable joint venture or strategic partners, that may complete transactions on terms commercially acceptable to our Company, or which may not complete transactions at all. Our Company may not be able to successfully form such alliances and ventures or realise the anticipated benefits of such alliance and joint ventures. Furthermore, such partnerships may be subject to regulatory approvals, which may not be received in a timely manner, or at all. Furthermore, the success of the joint venture is dependent upon the cooperation of the Company's joint venture partners. The joint venture is subject to the risk of non-performance by our Company's joint venture partners of their obligations, including their financial obligations, in respect of the joint venture. Joint venture partners may have business interests or goals that may differ from our Company's business interests or goals, or those of our Company's shareholders. Any disputes that may arise between our Company and its joint venture partners may cause delays in completion or the suspension or abandonment of the venture. Although the joint venture confers rights on our Company, its joint venture partners have certain decision-making rights that may limit our Company's flexibility to make decisions relating to such business, and may cause delays or losses. In addition, our Company's expected strategic benefits or synergies of any future partnerships may not be realised. Furthermore, such investments in strategic partnerships may be long-term in nature and may not yield returns in the short- to medium-term. Such initiatives will place significant strains on our Company's management, financial and other resources and any unforeseen costs or losses could adversely affect our business, profitability and financial condition.

## **RISKS RELATING TO THE POWER SECTOR AND POWER SECTOR FINANCING IN INDIA**

***Private participation in the power sector in India is dependent on the continued growth of the Indian economy and regulatory developments in India. Any adverse change in policy, implementation or industry demand may adversely affect us.***

Although the power sector is a rapidly growing sector in India, we believe that further development of this sector is dependent upon the formulation and effective implementation of regulations and policies that facilitate and encourage private sector investment in power projects. Many of these regulations and policies are evolving and their success will depend on whether they are designed to adequately address the issues faced and whether they are effectively implemented. In addition, these regulations and policies will need continued support from stable and experienced regulatory regimes that not only stimulate and encourage the continued investment of private capital into power projects, but also lead to increased competition, appropriate allocation of risk, transparency and effective dispute resolution. The availability of private capital and the continued growth of the private power sector in India are also linked to the continued growth of the Indian economy. Many specific factors in the power sector may also influence the success of power projects, including changes in policies, regulatory and statutory frameworks and market structures. Any adverse change in the policies relating to the power sector may leave us with unutilized capital and interest and debt obligations to fulfil. If the central and state governments' initiatives and regulations in the power sector do not proceed in the desired direction, or if there is any downturn in the macroeconomic environment in India, our business, prospects, results of operations and financial condition could be adversely affected. In addition, it is generally believed that demand for power in India will increase in connection with expected increases in India's GDP. India's power sector is characterised by a myriad, and often highly inefficient, policy interventions. Controls on supply and the lack of transparent price signals reduce incentives to invest. Distribution creates a bottleneck and poses a bigger problem than generation capacity. Political constraints will make any change incremental rather than wholesale.

Some of the defining features of energy policy and regulation in India are (i) subsidies that are aimed at improving access for poor and rural communities; (ii) central and state governments providing financial support for distribution companies, including occasional bailouts, to cover losses for supplying power at artificially low rates; (iii) regulated energy prices such as electricity tariffs to end-users are regulated by state utilities below the cost of supply in many states, making any pass-through of higher priced imports difficult; (iv) no formal provision for different peak and off-peak tariffs making it harder for distribution companies to recover costs; (v) difficult land acquisition laws; (vi) development of transnational pipelines which is limited due to strict land acquisition laws; (vii) environmental concerns; (viii) policy and investment decisions being influenced by the sensitivity of land and water use, as well as the worsening air quality in many of India's major cities.

However, there can be no assurance that the demand for power in India will increase to the extent we expect, or at all. In the event the demand for power in India does not increase as anticipated, the extent to which we are able to grow our business by financing the growth of the power sector would be limited and this could have a material adverse effect on our business, financial condition and results of operations.

***Setting up and operating power projects in India requires a number of approvals and permits, and the failure to obtain or renew them in a timely manner may adversely affect the operations of our borrowers and in turn adversely affect the quality of our loans.***

Setting up and operating power projects requires a number of approvals, licences, registrations and permissions. Some of these approvals are subject to certain conditions, the non-fulfilment of which may result in revocation of such approvals. Moreover, some of the conditions may be onerous and may require our customers to incur substantial expenditure, specifically with respect to compliance with environmental laws. Furthermore, certain of our borrowers' contractors and other counterparties are required to obtain approvals, licences, registrations and permits with respect to the services they provide to our borrowers. Our borrowers, their contractors or any other party may not be able to

obtain or comply with all necessary licences, permits and approvals required for the power projects in a timely manner to allow for the uninterrupted construction or operation of the power plants, or at all. Any failure to renew the approvals that have expired or any failure to apply for and obtain the required approvals, licences, registrations or permits, or any suspension or revocation of any of the approvals, licences, registrations and permits that have been or may be issued to our borrowers, may adversely affect our operations. This in turn could adversely affect the quality of our loans or may put our customers in financial difficulties (which could increase the level of non-performing assets in our portfolio) and may adversely affect our business and financial condition.

***Shortages in the supply of crude oil, natural gas or coal (domestic and imported) could adversely affect the Indian economy and the power sector projects to which we have exposure.***

India imports majority of its requirements of crude oil. Crude oil prices are volatile and are subject to a number of factors, such as the level of global production, and political factors such as war and other conflicts, particularly in the Middle East, where a substantial proportion of the world's oil and natural gas reserves are located. Future increases in oil prices could affect the Indian economy, including the power sector, and the Indian banking and financial system. High oil prices could also add to inflationary pressures in the Indian economy. Additionally, increases in oil prices may have a negative impact on the power sector and related industries. This could adversely affect our business, including our ability to grow, the quality of our asset portfolio, our financial performance and our ability to implement our strategy.

In addition, natural gas is an important input for power projects. India has experienced interruptions in the availability of natural gas, which has caused difficulties in these projects in the past. India's natural gas demand has been mainly affected by (i) lower availability; (ii) price affordability; (iii) inadequate transmission and distribution infrastructure; and (iv) limited gas import facilities. Continued difficulties in obtaining a reliable and consistent supply of natural gas could adversely affect some of the projects we finance and could impact the quality of our asset portfolio and our financial performance.

Furthermore, the Indian power sector has been suffering generation loss due to a shortage of coal (domestic and imported). Continued shortages of fuel could adversely affect some of the projects we finance and could impact the quality of our asset portfolio, which in turn could have a material adverse effect on our business, financial condition and results of operations.

***We are exposed to project execution and construction delays faced by domestic power companies.***

Domestic power companies face significant project execution and construction delay risks which could adversely affect projects financed by us. Power companies could experience longer than expected construction periods due to delays in obtaining environmental permits and infrastructure related delays in connecting with the grid. Accessing offtake and finalising fuel supply agreements could cause further delays.

***Changes in environment standards in relation to power projects impose significant risks to our Company's business.***

With the change in requirements and adoption of stricter norms by borrower power projects in order to bring projects in line with global parameters of environmental standards and climate conservation, there may be delays in the execution of such projects. Any delay in the implementation of the projects of our Company's borrowers may in turn lead to delay or impediments to future sanctions, disbursements and recovery from such sectors, which may adversely affect our Company's business and financial condition.

## **RISKS RELATING TO INDIA**

***A slowdown in economic growth in India could adversely impact our business. Our performance and the growth of our business are necessarily dependent on the performance of the overall Indian economy.***

Any slowdown in the Indian economy or in the growth of the industry to which we provide financing or future volatility in global commodity prices could adversely affect our borrowers and the growth of our business, which in turn could adversely affect our business, results of operations and financial condition.

India's economy could be adversely affected by a general rise in interest rates, currency exchange rates, adverse conditions affecting agriculture, commodity and electricity prices or various other factors. Further, conditions outside India, such as slowdowns in the economic growth of other countries, could have an impact on the growth of the Indian economy, and government policy may change in response to such conditions.

The Indian economy and financial markets are also significantly influenced by worldwide economic, financial and market conditions. Any financial turmoil, especially in the United States of America, Europe or China, may have a negative impact on the Indian economy. Although economic conditions differ in each country, investors' reactions to any significant developments in one country can have adverse effects on the financial and market conditions in other countries. A loss in investor confidence in the financial systems, particularly in other emerging markets, may cause increased volatility in Indian financial markets.

Under the terms of the ratified EU-UK article 50 withdrawal agreement (the **article 50 withdrawal agreement**), a transition period has now commenced which will last until 31 December 2020. During this period, most EU rules and regulations will continue to apply to and in the UK and negotiations in relation to a free trade agreement will be ongoing. Under the article 50 withdrawal agreement, the transition period may, before 1 July 2020, be extended once by up to two years. However, the UK legislation ratifying the article 50 withdrawal agreement (the European Union (Withdrawal) Act 2018 as amended by the European Union (Withdrawal Agreement) Act 2020 (as so amended, the **EUWA**)) contains a prohibition on a Minister of the Crown agreeing any extension to the transition period. While this does not entirely remove the prospect that the transition period will be extended (as the UK Parliament could pass legislation that would override the effect of the prohibition in the EUWA), the likelihood of a further extension is reduced. During the transition period, the UK and the EU may not reach agreement on the future relationship between them, or may reach a significantly narrower agreement than that envisaged by the political declaration of the European Commission and the UK Government.

Such on-going political uncertainty as regards the structure of the future relationship between the UK and the EU could lead to a further slowdown and instability in financial markets.

In addition, starting April 2018, there has been ongoing trade tension between the PRC and the United States involving the mutual introduction of tariffs on certain imported products. Although the United States and the PRC signed a "phase one" trade agreement on 15 January 2020, there is no assurance that this will ease the sustained tension between the United States and the PRC over trade policies which could significantly undermine the stability of the global economy.

In January 2020, the International Monetary Fund projected that global economic growth would rise from an estimated 2.9% in 2019 to 3.3% in 2020 and 3.4% for 2021, which represents a downward revision of 0.1 percentage point for 2019 and 2020 and 0.2 for 2021 compared to its forecast made in October 2019. The cut in the forecast indicates that the world economy is growing more slowly than expected and risks are rising. The development of significant global macroeconomic events, such the US-China trade tensions and the exit of the United Kingdom from the European Union, continue to bring uncertainty which could have a significant negative impact on international markets. A

weakening sentiment in the global financial markets is also projected to be deeper than anticipated. These could include further falls in stock exchange indices, a fall in the value of Sterling, an increase in exchange rates between Sterling and the Euro and/or greater volatility of markets in general due to the increased uncertainty. This and any prolonged financial crisis may have an adverse impact on the Indian economy, thereby resulting in a material adverse effect on our business, financial condition and results of operations.

***Political instability or changes in the Government could delay the liberalisation of the Indian economy and adversely affect economic conditions in India generally.***

We are incorporated in India, derive our revenues from operations in India and all of our assets are located in India. Consequently, our performance may be affected by interest rates, government policies, taxation, social and ethnic instability and other political and economic developments affecting India.

The Government has traditionally exercised, and continues to exercise, a significant influence over many aspects of the economy. Our business, and the market price and liquidity of the Notes, may be affected by changes in the Government's policies, including taxation.

Since 1991, successive governments have pursued policies of economic liberalisation and financial sector reforms. However, there can be no assurance that such policies will be continued and any significant change in the Government's policies in the future could affect business and economic conditions in India in general. In addition, any political instability in India or geo-political instability affecting India will adversely affect the Indian economy and the Indian securities markets in general.

***Difficulties faced by other financial institutions or the Indian financial sector generally could cause our business to suffer.***

We are exposed to the risks resulting from our participation in the Indian financial sector. This sector in turn may be affected by financial difficulties and other problems faced by Indian financial institutions. Certain Indian financial institutions have experienced difficulties during recent years, and some co-operative banks have also faced serious financial and liquidity difficulties. Any major difficulty or instability experienced by the Indian financial sector could create adverse market perception, which in turn could adversely affect our business, financial condition and results of operations. As the Indian financial system operates within an emerging market, it faces risks of a nature and extent not typically faced in more developed economies.

***Our ability to raise foreign funds may be constrained by Indian law.***

As an Indian company, we are subject to regulatory approvals and exchange controls that regulate borrowing in foreign currencies. Such regulatory restrictions limit our financing sources for our power projects under development and hence could constrain our ability to obtain financings on competitive terms and refinance existing indebtedness. In addition, we cannot assure that the required approvals will be granted to us without onerous conditions, or at all. The limitations on foreign debt may have an adverse effect on our business, financial condition and results of operations.

***Terrorist attacks, civil unrest and other acts of violence or war involving India and other countries could adversely affect the financial markets.***

Terrorist attacks and other acts of violence or war may negatively affect the Indian markets in which our securities trade and also adversely affect the worldwide financial markets. These acts may also result in a loss of business confidence, make travel and other services more difficult and eventually adversely affect our business. Any deterioration in relations between India and its neighbouring countries may result in actual or perceived regional instability. Events of this nature in the future

could have a material adverse effect on our ability to develop our operations. As a result, our business, prospects, results of operations and financial condition could be materially adversely affected by any such events.

***Natural calamities could have a negative impact on the Indian economy and our business.***

India has experienced natural calamities such as earthquakes, tsunamis, floods and droughts in the past few years. For example, there were floods in Uttarakhand and earthquakes Sikkim in 2011. In Fiscal 2015, the agricultural sector was adversely affected by unseasonal rains and hailstorms in northern India in March 2015. As a result, the gross value added, which is the value of output less the value of intermediate consumption, in the agricultural sector decreased by 0.2 per cent. in Fiscal 2015 as compared to 4.2 per cent. growth in Fiscal 2014. In 2018, there was extensive flooding in Kerala, as a consequence of which there has been a mounting economic toll on Kerala's economy. These floods may have caused nearly a percentage point decrease in Kerala's economic growth which presently accounts for 2.8 per cent. of India's population and contributes nearly 4 per cent. to the economy.

Prolonged power outages, spells of below normal rainfall in the country or other natural calamities could have a negative impact on the Indian economy, affecting our business and potentially causing the trading price of the Notes to decrease. The extent and severity of these natural disasters determine their impact on the Indian economy. Such unforeseen circumstances of sub-normal rainfall and other natural calamities could have a negative impact on the Indian economy, especially on the rural areas, which could adversely affect our business, financial condition and results of operations.

***An outbreak of an infectious disease or any other serious public health concerns in Asia or elsewhere could have a material adverse effect on our business, financial condition and results of operations.***

The outbreak of an infectious disease in Asia or elsewhere or any other serious public health concern, such as swine influenza, around the world could have a negative impact on economies, financial markets and business activities worldwide and which in turn could have a material adverse effect on our business, financial condition and results of operations. Southeast Asia has been affected by a number of emerging infectious diseases, including those which have a pandemic potential. For example, since December 2019 and as of the date of this Offering Circular, there is an ongoing outbreak of the 2019 novel coronavirus (COVID-19) which is primarily concentrated in China, but has affected countries globally. In addition, influenza A H5N1 has had a profound effect on the poultry industry and Nipah virus encephalitis, is an emerging infectious disease of public health importance in the Southeast Asia region. India's southern state of Kerala was put under a lot of stress in May 2018 due to an outbreak of the Nipah virus. Southeast Asia is home to dynamic systems in which biological, social, ecological, and technological processes interconnect in ways that enable microbes to exploit new ecological niches. These processes include population growth and movement, urbanisation, changes in food production, agriculture and land use, water and sanitation, and the effect of health systems through generations of drug resistance.

We can give no assurance that the above or a future outbreak of an infectious disease among humans or animals (if any) or any other serious public health concern will not have a material adverse effect on our business, financial condition and results of operations.

***Any downgrade of India's sovereign rating by a credit rating agency could have a negative impact on our business, financial condition and results of operations.***

Any adverse revisions to India's sovereign credit ratings for domestic and international debt by credit rating agencies may adversely impact the interest rates and other commercial terms at which such financing is available to us. Consequently, if India's sovereign credit rating downgrades, we may not

be able to competitively price our loans and, accordingly, we may not be able to maintain the profitability or growth of our business. Additionally, if we are unable to competitively price our loans, we would be subjected to greater levels of prepayments on our loans as borrowers would seek loans from competitors that are priced lower because of the lower cost of capital. Accordingly, any adverse revisions to our credit rating or to India's sovereign credit rating could have a material adverse effect on our business, financial condition and results of operations, as well as our ability to obtain financing for lending operations.

***Direct capital market access by our borrowers could adversely affect us.***

The Indian capital market is developing and maturing at a good pace, which may cause a shift in the pattern of power sector financing. In particular, financially stronger borrowers including SPUs might source their fund requirement directly from the market. We have a large exposure to SPUs (which have weak financial risk profiles) and such changes may have an adverse impact on our profitability and growth, which would have a negative effect on our business, financial condition and results of our operations.

***Certain global economic conditions have been unprecedented and challenging and have had, and continue to have, an adverse effect on the Indian financial markets and the Indian economy in general.***

Certain global market and economic conditions have been unprecedented and challenging, with tighter credit conditions and recessions in most major economies. Continued concerns about the systemic impact of potential long-term and wide-spread recession, energy costs, geopolitical issues, the availability and cost of credit, and the global housing and mortgage markets have contributed to increased market volatility and diminished expectations for western and emerging economies as well as for the United States and international capital and credit markets. These conditions, combined with volatile oil prices, declining business and consumer confidence and increased unemployment, have contributed to volatility of unprecedented levels.

As a result of these market conditions, the cost and availability of credit has been, and may continue to be, adversely affected by illiquid credit markets and wider credit spreads. Concern about the stability of the markets generally and the strength of counter parties specifically has led many lenders and institutional investors to reduce and, in some cases, cease to provide credit to businesses and consumers. These factors have led to a decrease in spending by businesses and consumers alike and corresponding decreases in global infrastructure spending and commodity prices. Continued turbulence in the United States and international markets and economies and prolonged declines in business consumer spending may adversely affect our liquidity and financial condition and the liquidity and financial condition of our customers, as well as our ability to refinance maturing liabilities and access the capital markets to meet liquidity needs. These global market and economic conditions have had, and continue to have, an adverse effect on the Indian financial markets and the Indian economy in general, which in turn may continue have a material adverse effect on our business and our financial performance.

***There may be less company information available in Indian securities markets than in securities market in other more developed countries.***

There is a difference between the level of regulation, disclosure and monitoring of the Indian securities market and the activities of investors, brokers and other participants and that of markets in the United States and other more developed economies. The SEBI is responsible for ensuring and improving disclosure and other regulatory standards for the Indian securities markets. The SEBI has issued regulations and guidelines on disclosure requirements, insider trading and other matters. There may, however, be less publicly available information about Indian companies than is regularly made available by public companies in more developed economies.



As a result, investors may have access to less information about our business, results of operations and financial conditions, and those of the competitors, that are listed on the BSE and the NSE and other stock exchanges in India on an on-going basis than you may find in the case of companies subject to reporting requirements of other more developed countries. There is a lower level of regulation and monitoring of the Indian securities market and the activities of its investors, brokers and other participants than in certain Organisations for Economic Cooperation and Development (OECD) countries. The SEBI received statutory powers in 1992 to assist it in carrying out its responsibilities for improving disclosure and other regulatory standards for the Indian securities market. Subsequently, the SEBI has prescribed certain regulations and guidelines in relation to disclosure requirements, insider dealing and other matters relevant to the Indian securities markets. However, there may still be less publicly available information about Indian companies than is regularly made available by public companies in certain OECD countries.

***The risks to financial stability could adversely affect our business.***

The gross non-performing assets in the Indian banking system have grown, while stressed advances, including standard restructured loans, have risen since September 2014. This deterioration in asset quality is expected to continue into the next few quarters, however, profitability measured by return on assets and return on equity remained around the same level during the last two years. The overall risks to the banking sector remain elevated due to asset quality concerns. In addition, the banking stability map suggests that the overall risks to the banking sector have moderated marginally. Nonetheless, concerns remain over the continued weakness in asset quality and profitability. Deterioration in the asset quality and the progressive implementation of Basel III norms which require greater buffers, have led to public sector banks (PSBs) receiving capital infusions through the issuance of recapitalization bonds and budgetary support. The RBI's revised prompt corrective action framework became effective in April 2017. Eleven PSBs placed under this framework so far have been restricted in their operations and have been subjected to remedial action plans to prevent further capital erosion.

The stress tests carried out by the RBI suggest that, under the baseline assumption of the prevailing economic situation, the gross non-performing assets ratio of scheduled commercial banks may increase in 2018-19, as per RBI's latest annual report. Further, the gross non-performing assets plus restructured standard advances in the banking system remained elevated at 12.1 per cent of the gross advances at the end of March 2018. Accordingly, the combined impact of the increase in provisioning against non-performing assets and the mark-to-market treasury losses on account of the hardening of yields eroded the profitability of banks, resulting in net losses.

Our Company has little or no control over any of these risks or trends and may be unable to anticipate changes in economic conditions. Adverse effects on the Indian banking system could impact our Company's funding and adversely affect our business, operations and financial condition and the market price of the Notes.

***Investors in the Notes may not be able to enforce a judgment of a foreign court against our Company.***

All of the directors of our Company and key managerial personnel named in this Offering Circular are residents of India. Further, all the assets of our Company are located in India. As a result, it may be difficult for investors to effect service of process upon our Company or to enforce judgments obtained against our Company. The recognition and enforcement of foreign judgments in India is governed by Sections 13 and 44A of the Civil Code, which provide that a suit must be brought in India within three years from the date of the judgment sought to be enforced. Generally, there are considerable delays in the disposal of suits by Indian courts.

It is unlikely that a court in India would award damages on the same basis as a foreign court if an action were to be brought in India. Furthermore, it is unlikely that an Indian court would enforce foreign judgments if that court was of the view that the amount of damages awarded was excessive or inconsistent with Indian practice. A party seeking to enforce a foreign judgment in India is required to obtain prior approval from the RBI under the Foreign Exchange Management Act, 1999 to repatriate any amount recovered. For further details, see “*Enforcement of foreign judgments in India*”.

***The Issuer’s business and activities are regulated by the Competition Act, 2002 (the Indian Competition Act) and any application of the Competition Act to the Issuer may be unfavorable or have an adverse effect on the Issuer’s business, financial condition and results of operations.***

The Indian Parliament has enacted the Competition Act under the auspices of the Competition Commission of India to prevent business practices that have an appreciable adverse effect on competition in India, which (other than for certain provisions relating to the regulation of combinations) became effective in 2009. Under the Indian Competition Act, any arrangement, understanding or action in concert between enterprises, whether formal or informal, which causes or is likely to cause an appreciable adverse effect on competition in India is void and attracts substantial monetary penalties.

Any agreement which directly or indirectly determines purchase or sale prices, limits or controls production, shares the market by way of geographical area, market or number of customers in the market is presumed to have an appreciable adverse effect on competition. Furthermore, if it is proved that the contravention committed by a company took place with the consent or involvement or is attributable to any neglect on the part of, any director, manager, secretary or other officer of such company, that person shall be guilty of a contravention and liable to be punished.

If the Issuer is affected, directly or indirectly, by any provision of the Indian Competition Act or its application or interpretation, including any enforcement proceedings initiated by the Competition Commission and any adverse publicity that may be generated due to scrutiny or prosecution by the Competition Commission of India, it may have a material adverse effect on the Issuer’s business, financial condition and results of operations.

***The insolvency laws of India may differ from other jurisdictions with which holders of the Notes are familiar.***

As our Company is incorporated under the laws of India, an insolvency proceeding relating to our Company, even if brought in another jurisdiction, would likely involve Indian insolvency laws, the procedural and substantive provisions of which may differ from comparable provisions of another jurisdiction. Insolvency laws in India are currently being overhauled and are evolving, with a new legal framework thereof being established and codified as part of the major economic reforms of the Government of India in the financial and banking services sector. As such, their impact on companies cannot be fully ascertained at this point.

## **RISKS RELATING TO AN INVESTMENT IN THE NOTES**

***Notes may not be a suitable investment for all investors.***

Each potential investor in any Notes must determine the suitability of that investment in light of its own circumstances. In particular, each potential investor should:

- have sufficient knowledge and experience to make a meaningful evaluation of the relevant Notes, the merits and risks of investing in the relevant Notes and the information contained or incorporated by reference in this Offering Circular or any applicable supplement;

- have access to, and knowledge of, appropriate analytical tools to evaluate, in the context of its particular financial situation, an investment in the relevant Notes and the impact such investment will have on its overall investment portfolio;
- have sufficient financial resources and liquidity to bear all of the risks of an investment in the relevant Notes, including where principal or interest is payable in one or more currencies, or where the currency for principal or interest payments is different from the potential investor's currency;
- understand thoroughly the terms of the relevant Notes and be familiar with the behaviour of any relevant indices and financial markets; and
- be able to evaluate (either alone or with the help of a financial adviser) possible scenarios for economic, interest rate and other factors that may affect its investment and its ability to bear the applicable risks.

Some Notes are complex financial instruments and such instruments may be purchased as a way to reduce risk or enhance yield with an understood, measured, appropriate addition of risk to their overall portfolios. A potential investor should not invest in Notes which are complex financial instruments unless it has the expertise (either alone or with the help of a financial adviser) to evaluate how the Notes will perform under changing conditions, the resulting effects on the value of such Notes and the impact this investment will have on the potential investor's overall investment portfolio.

***The Notes are unsecured obligations and will rank effectively subordinated to all of our present and future secured indebtedness.***

The Notes are our unsecured obligations and will rank effectively subordinated to all of our present and future secured indebtedness. In the daily course of our operations, as is customary for companies operating in our industry, a portion of our domestic loans, bonds and other financial indebtedness are secured by our assets. As at December 31, 2019, our Company had total Rupee-denominated borrowings of Rs. 2,627,402.3 million, of which Rs. 398,868.6 million, or 15.18 per cent., were secured by charges on assets. The Notes will rank effectively subordinated to this secured indebtedness. In addition, the amount of our secured indebtedness may fluctuate over time and, to the extent it increases, the Notes will be effectively subordinated to an even greater amount. As a result, upon any distribution to creditors in a bankruptcy, liquidation, or similar proceeding relating to us, the holders of our secured indebtedness will be entitled to be paid to the extent of the value of such secured assets before any payment would be made with respect to the Notes.

***The Notes are not guaranteed by the Republic of India.***

The Notes are not the obligations of, or guaranteed by, the Republic of India. In addition, the Government is under no obligation to maintain our solvency. Therefore, investors should not rely on the Government to ensure that we fulfil our obligations under the Notes.

***Early redemption of the Notes (including Rupee Denominated Notes) prior to its stated average maturity may require the prior approval of the RBI or other approvals in accordance with the ECB Guidelines.***

Any early redemption of the Notes (including Rupee Denominated Notes) (whether due to certain tax events described in Condition 7.2 or due to change of control events described in Condition 7.3 or due to an Event of Default as specified in Condition 10 or otherwise) will be subject to limitations on our ability to redeem the Notes (including Rupee Denominated Notes) prior to their stated maturity date, including obtaining the prior written approval of the RBI or any other approval, and maintaining

compliance with any conditions that the RBI or other relevant Indian authorities may impose in accordance with ECB Guidelines at the time of such approval. Prior approval of the RBI may be required by us for the payment of withholding tax in any Tax Jurisdiction (as defined in Condition 8.2) other than India in a foreign currency. There can be no assurance that the RBI or other relevant Indian authorities will provide such approval in a timely manner, or at all.

***Remittances of funds outside India pursuant to indemnification by us in relation to the Notes require prior RBI approval.***

Remittance of funds outside India by us pursuant to indemnity clauses under the Terms and Conditions of the Notes, the Agency Agreement or any other agreements in relation to the Notes requires prior RBI approval. Any approval, if and when required, for the remittance of funds outside India is at the discretion of the RBI and there can be no assurance that we will be able to obtain such approvals.

***Legal investment considerations may restrict certain investments.***

The investment activities of certain investors are subject to investment laws and regulations, or review or regulation by certain authorities. Each potential investor should consult its legal advisers to determine whether and to what extent (i) the Notes are legal investments for it, (ii) the Notes can be used as collateral for various types of borrowing and (iii) other restrictions apply to its purchase or pledge of the Notes. Financial institutions should consult their legal advisers or the appropriate regulators to determine the appropriate treatment of the Notes under any applicable risk-based capital or similar rules.

***Modification, waivers and substitution.***

The Terms and Conditions of the Notes and the Agency Agreement contain provisions for calling meetings of Noteholders to consider matters affecting their interests generally. These provisions permit defined majorities to bind all Noteholders, including Noteholders who did not attend and vote at the relevant meeting and Noteholders who voted in a manner contrary to the majority.

The Terms and Conditions of the Notes also provide that the Principal Paying Agent and the Issuer may agree, without the consent of the Noteholders, Receiptholders or Couponholders, to (i) any modification (except such modifications in respect of which an increased quorum is required as mentioned above) of the Notes, the Receipts, the Coupons or the Agency Agreement which, in the opinion of the Issuer, is not prejudicial to the interests of the Noteholders; or (ii) any modification of the Notes, the Receipts, the Coupons or the Agency Agreement which is of a formal, minor or technical nature or is made to correct a manifest error or to comply with mandatory provisions of the law.

***The Notes are subject to the risk of change in law.***

The Terms and Conditions of the Notes are based on English law in effect as of the date of issue of the relevant Notes. No assurance can be given, as to the impact of any possible judicial decision or change to English law or administrative practice after the date of issue of the relevant Notes, and any such change could materially and adversely impact the value of any Notes affected by it.

***The price of the Notes following the offering may be volatile.***

The price and trading volume of the Notes may be highly volatile. Factors such as variations in our revenues, earnings and cash flows and proposals of new investments, strategic alliances and/or acquisitions and interest rates could cause the price of the Notes to change. Any such developments

may result in large and sudden changes in the volume and price at which the Notes will trade. There can be no assurance that these developments will not occur in the future.

***The Notes may have limited liquidity.***

The Notes constitute a new issue of securities for which there is no existing market.

Application has been made to the SGX-ST for permission to deal in and quotation for any Notes that may be issued pursuant to the Programme and which are agreed at or prior to the time of issue thereof to be so listed on the SGX-ST. Such permission will be granted when such Notes have been admitted to the Official List of the SGX-ST. The offer and sale of the Notes is not conditioned on obtaining a listing of the Notes on the SGX-ST or any other exchange. Application has been made to the London Stock Exchange for the Notes to be admitted to the London Stock Exchange's ISM. Application has also been made to the India INX for the Notes to be admitted for trading on the India INX. Application has also been made to the NSE IFSC for the Notes to be admitted for trading on the NSE IFSC.

No assurance can be given as to the liquidity of, or the development and continuation of an active trading market for, the Notes. If an active trading market for the Notes does not develop or is not maintained, the market price and liquidity of the Notes may be adversely affected. If such a market were to develop, the Notes could trade at prices that may be higher or lower than the price at which the Notes are issued, depending on many factors, including:

- prevailing interest rates;
- our results of operations and financial condition;
- political and economic developments in and affecting India;
- the market conditions for similar securities; and
- the financial condition and stability of the Indian power sector.

Investors may not be able to sell their Notes easily or at prices that will provide them with a yield comparable to similar investments that have a developed secondary market.

***Notes where denominations involve integral multiples: definitive Notes.***

In relation to any issue of Notes which have denominations consisting of a minimum Specified Denomination (as specified in the applicable Pricing Supplement) plus one or more higher integral multiples of another smaller amount, it is possible that such Notes may be traded in amounts that are not integral multiples of such minimum Specified Denomination. In such a case a holder who, as a result of trading such amounts, holds an amount which is less than the minimum Specified Denomination in his account with the relevant clearing system at the relevant time may not receive a definitive Note in respect of such holding (should definitive Notes be printed) and would need to purchase a principal amount of Notes such that its holding amounts to a Specified Denomination.

***Transfers of interests in the Notes will be subject to certain restrictions and interests in Global Notes can only be held through a clearing system.***

The Notes have not been and are not expected to be registered: (a) under the Securities Act or any applicable state's or other jurisdiction's securities laws; or (b) with the U.S. Securities and Exchange Commission or any other applicable state's or other jurisdiction's regulatory authorities. The offering of the Notes will be made pursuant to exemptions from the registration requirements of the Securities

Act and from other securities laws. Prospective investors may not offer or sell any Notes, except pursuant to an exemption from, or in a transaction not subject to, the registration requirements of the Securities Act and applicable state securities laws. Similar restrictions will apply in other jurisdictions. Accordingly, reoffers, resales, pledges and other transfers of interests in the Notes will be subject to certain transfer restrictions. Each investor is advised to consult its legal advisers in connection with any such reoffer, resale, pledge or other transfer. See “*Subscription and Sale*” and “*Transfer Restrictions*”.

Because transfers of interests in the Global Notes can be effected only through book entries at Euroclear, Clearstream, Luxembourg and/or DTC (as applicable) for the accounts of their respective participants, the liquidity of any secondary market for investments in the Global Notes may be reduced to the extent that some investors are unwilling to invest in notes held in book-entry form in the name of a participant in Euroclear, Clearstream, Luxembourg or DTC as applicable. The ability to pledge interests in the Notes may be limited due to the lack of a physical certificate. Beneficial owners of Global Notes may, in certain cases, experience a delay in the receipt of payments of principal or interest since such payments will be forwarded by the paying agent to Clearstream, Euroclear or DTC, as applicable, who will then forward payment to their respective participants, who (if not themselves the beneficial owners) will thereafter forward the payments to the beneficial owners of the interests in the Global Notes. In the event of the insolvency of Euroclear, Clearstream, DTC or any of their respective participants in whose name interests in the Notes are recorded, the ability of beneficial owners to obtain timely or ultimate payment of principal and interest on the Notes may be impaired.

***Noteholders are required to rely on the procedures of the relevant clearing system and its participants while the Notes are cleared through the relevant clearing system.***

Notes issued under the Programme will be represented on issue by one or more Global Notes that may be deposited with a common depository for Euroclear and Clearstream, Luxembourg or may be deposited with a nominee for DTC. Except in the circumstances described in each Global Note, investors will not be entitled to receive Notes in definitive form. Each of DTC, Euroclear and Clearstream, Luxembourg and their respective direct and indirect participants will maintain records of the beneficial interests in each Global Note held through it. While the Notes are represented by a Global Note, investors will be able to trade their beneficial interests only through the relevant clearing systems and their respective participants.

While the Notes are represented by Global Notes, we will discharge our payment obligation under the Notes by making payments through the relevant clearing systems. A holder of a beneficial interest in a Global Note must rely on the procedures of the relevant clearing system and its participants to receive payments under the Notes. We have no responsibility or liability for the records relating to, or payments made in respect of, beneficial interests in any Global Note.

Holders of beneficial interests in a Global Note will not have a direct right to vote in respect of the Notes so represented. Instead, such holders will be permitted to act only to the extent that they are enabled by the relevant clearing system and its participants to appoint appropriate proxies.

If definitive Notes are issued, holders should be aware that definitive Notes that have a denomination that is not an integral multiple of the minimum Specified Denomination may be illiquid and difficult to trade.

***Noteholders’ right to receive payments is junior to certain tax and other liabilities preferred by law.***

The Notes are unsecured obligations of our Company and will rank subordinated to certain liabilities preferred by law, such as claims of the Government on account of taxes and certain liabilities incurred in the ordinary course of our business, and will be effectively subordinated to our secured obligations.

In particular, in the event of bankruptcy, liquidation or winding-up, our assets will be available to pay obligations on the Notes only after all of the above liabilities that rank senior to these Notes have been paid (including liabilities which have the benefit of security). In the event of bankruptcy, liquidation or winding-up, there may not be sufficient assets remaining, after paying amounts relating to these proceedings, to pay amounts due on the Notes.

***Decisions may be made on behalf of all Noteholders that may be adverse to the interests of individual Noteholders.***

The Terms and Conditions of the Notes contain provisions for calling meetings of Noteholders to consider matters affecting their interests generally. These provisions permit defined majorities to bind all Noteholders, including Noteholders who did not attend and vote at the relevant meeting and Noteholders who voted in a manner contrary to the majority.

***Some of the information included in this Offering Circular has been prepared by third parties and may be inaccurate or out-dated.***

This Offering Circular includes information on the Republic of India, the Indian economy and the Indian power industry taken from third parties, which we believe to be reliable. However, the information taken from third parties and included in this Offering Circular may be inaccurate and out-dated, and we make no representation or warranty, express or implied, as to the accuracy or completeness of this information. Statements from third parties that involve estimates are subject to change, and actual amounts may differ materially from those included in this Offering Circular. We also cannot provide any assurance that the third parties have used correct or sound methodology to prepare the information included in this Offering Circular.

***The Notes are subject to selling restrictions and restrictions on transfer, and may be transferred only to a limited pool of investors, which may adversely affect their liquidity and the price at which they may be sold.***

We are not obligated to, and do not intend to, register the Notes under the Securities Act or the securities laws of any other jurisdiction and, unless so registered, the Notes may not be offered or sold except pursuant to an exemption from, or a transaction not subject to the registration requirements of, the Securities Act and any other applicable laws. As a result, the Notes can only be transferred to a limited group of investors, which may adversely affect their liquidity and the price at which they may be sold. See “*Subscription and Sale – India*”.

***We are not registered, and will not register, as an “investment company” under the Investment Company Act.***

We will seek to qualify for an exemption from the definition of “investment company” under the Investment Company Act and will not register as an investment company in the United States under the Investment Company Act. The Investment Company Act provides certain protections to investors and imposes certain restrictions on registered investment companies, none of which will be applicable to us or our investors.

***U.S. Dividend Equivalent Withholding may affect payments on the Notes***

Section 871(m) of the U.S. Internal Revenue Code of 1986 causes a 30 per cent. withholding tax on amounts attributable to U.S. source dividends that are paid or "deemed paid" under certain financial instruments if certain conditions are met (such instruments, **Specified Notes**). If the Issuer or any withholding agent determines that withholding is required, neither the Issuer nor any withholding agent will be required to pay any additional amounts with respect to amounts so withheld. Prospective investors should refer to the section “*Taxation--U.S. Dividend Equivalent Withholding*”.

For purposes of withholding under the U.S. Foreign Account Tax Compliance Act, commonly known as FATCA, Specified Notes are subject to a different grandfathering rule than other Notes. Prospective investors should refer to the section “*Taxation---Foreign Account Tax Compliance Act*”.

*We will follow the applicable corporate disclosure standards for debt securities listed on the ISM, which standards may be different from those applicable to debt securities listed in certain other countries.*

We will be subject to reporting obligations in respect of the Notes to be listed on the ISM. The disclosure standards imposed by the ISM may be different than those imposed by securities exchanges in other countries or regions such as the United States. As a result, the level of information that is available may not correspond to what investors in the Notes are accustomed to.

## **RISKS RELATED TO THE MARKET GENERALLY**

Set out below is a brief description of the principal market risks, including liquidity risk, exchange rate risk, interest rate risk and credit risk:

*Payments of principal and interest are subject to exchange rate risks and exchange controls.*

Our Company will pay principal and interest on the Notes in the currency specified (the **Settlement Currency**). This presents certain risks relating to currency conversions if an investor’s financial activities are denominated principally in a currency or currency unit (the Investor’s Currency) other than the Settlement Currency. These include the risk that exchange rates may significantly change (including changes due to the devaluation of the Settlement Currency or revaluation of the Investor’s Currency) and the risk that authorities with jurisdiction over the Investor’s Currency may impose or modify exchange controls. An appreciation in the value of the Investor’s Currency relative to the Settlement Currency would decrease (i) the Investor’s Currency-equivalent yield on the Notes, (ii) the Investor’s Currency-equivalent value of the principal payable on the Notes, and (iii) the Investor’s Currency-equivalent market value of the Notes.

*Investment in the Notes is subject to interest rate risks.*

Investment in the Notes involves the risk that subsequent changes in market interest rates may adversely affect the value of them.

## **RISKS RELATED TO THE STRUCTURE OF A PARTICULAR ISSUE OF NOTES.**

A wide range of Notes may be issued under the Programme. A number of these Notes may have features which contain particular risks for potential investors. Set out below is a description of certain such features:

### *Notes subject to optional redemption*

An optional redemption feature of Notes is likely to limit their market value. During any period when we may elect to redeem Notes, the market value of those Notes generally will not rise substantially above the price at which they can be redeemed. This also may be true prior to any redemption period.

We may be expected to redeem Notes when our cost of borrowing is lower than the interest rate on the Notes. At those times, an investor generally would not be able to reinvest the redemption proceeds at an effective interest rate as high as the interest rate on the Notes being redeemed and may only be able to do so at a significantly lower rate. Potential investors should consider reinvestment risk in light of other investments available at that time.



### *Inverse Floating Rate Notes*

Inverse Floating Rate Notes have an interest rate equal to a fixed rate minus a rate based upon a reference rate such as the London Interbank Offered Rate. The market values of such Notes typically are more volatile than market values of other conventional floating rate debt securities based on the same reference rate (and with otherwise comparable terms). Inverse Floating Rate Notes are more volatile because an increase in the reference rate not only decreases the interest rate of the Notes, but may also reflect an increase in prevailing interest rates, which would further adversely affect the market value of those Notes.

### *Fixed/Floating Rate Notes*

Fixed/Floating Rate Notes may bear interest at a rate that converts from a fixed rate to a floating rate or from a floating rate to a fixed rate. Where we have the right to effect such a conversion, this will affect the secondary market and the market value of the Notes, since we may be expected to convert the rate when it is likely to produce a lower overall cost of borrowing. If we convert from a fixed rate to a floating rate in such circumstances, the spread on the Fixed/Floating Rate Notes may be less favourable than then prevailing spreads on comparable Floating Rate Notes tied to the same reference rate. In addition, the new floating rate at any time may be lower than the rates on other Notes. If we convert from a floating rate to a fixed rate in such circumstances, the fixed rate may be lower than the then prevailing rates on its Notes.

### *Notes issued at a substantial discount or premium*

The market values of securities issued at a substantial discount or premium to their nominal amount tend to fluctuate more in relation to general changes in interest rates than do prices for conventional interest bearing securities. Generally, the longer the remaining term of the securities, the greater the price volatility as compared to conventional interest-bearing securities with comparable maturities.

### *The regulation and reform of “benchmark” rates of interest and indices may adversely affect the value of Notes linked to or referencing such “benchmarks”.*

Interest rates and indices which are deemed to be or are used as “benchmarks” are the subject of recent international regulatory guidance and proposals for reform, particularly in the United Kingdom. Some of these reforms are already effective whilst others are still to be implemented. These reforms may cause such benchmarks to perform differently than in the past or to disappear entirely or have other consequences which cannot be predicted. Any such consequence could have a material adverse effect on any Notes linked to or referencing such a benchmark. Regulation (EU) 2016/1011 (the **Benchmarks Regulation**) was published in the Official Journal of the EU on June 29, 2016 and applies from January 1, 2018 (with the exception of provisions specified in Article 59 (mainly on critical benchmarks) that apply from June 30, 2016 and July 3, 2016). The Benchmarks Regulation applies to the provision of benchmarks, the contribution of input data to a benchmark and the use of a benchmark within the EU. It will, among other things, (i) require benchmark administrators to be authorized or registered (or, if non-EU-based, to be subject to an equivalent regime or otherwise recognized or endorsed) and (ii) prevent certain uses by EU supervised entities of benchmarks of administrators that are not authorized or registered (or, if non-EU based, not deemed equivalent or recognized or endorsed).

The Benchmarks Regulation could have a material impact on any Notes linked to or referencing a benchmark, in particular, if the methodology or other terms of the benchmark are changed in order to comply with the requirements of the Benchmarks Regulation. Such changes could, among other things, have the effect of reducing, increasing or otherwise affecting the volatility of the published rate or level of the benchmark.

More broadly, any of the international reforms, particularly in the United Kingdom or the general increased regulatory scrutiny of benchmarks, could increase the costs and risks of administering or otherwise participating in the setting of a benchmark and complying with any such regulations or requirements. For example, the sustainability of the London interbank offered rate (**LIBOR**) has been questioned as a result of the absence of relevant active underlying markets and possible disincentives (including as a result of regulatory reforms) for market participants to continue contributing to such benchmarks. On July 27, 2017, the United Kingdom Financial Conduct Authority announced that it will no longer persuade or compel banks to submit rates for the calculation of the LIBOR benchmark after 2021 (the **FCA Announcement**). The FCA Announcement indicated that the continuation of LIBOR on the current basis cannot and will not be guaranteed after 2021. The potential elimination of the LIBOR benchmark or any other benchmark, or changes in the manner of administration of any benchmark, could require an adjustment to the terms and conditions, or result in other consequences, in respect of any Notes linked to such benchmark (including but not limited to floating rate Notes whose interest rates are linked to LIBOR). Such factors may have the following effects on certain benchmarks: (i) discourage market participants from continuing to administer or contribute to the benchmark; (ii) trigger changes in the rules or methodologies used in the benchmark; or (iii) lead to the disappearance of the benchmark.

Any of the above changes or any other consequential changes as a result of international reforms, particularly in the United Kingdom, or other initiatives or investigations, could have a material adverse effect on the value of and return on any Notes linked to or referencing a benchmark.

Investors should consult their own independent advisers and make their own assessment about the potential risks imposed by the Benchmarks Regulation or any other international reforms, particularly in the United Kingdom, in making any investment decision with respect to any Notes linked to or referencing a benchmark. Investors should be aware that, if LIBOR were discontinued or otherwise unavailable, the rate of interest on Floating Rate Notes which reference LIBOR will be determined for the relevant period by the fall-back provisions applicable to such Notes. Depending on the manner in which the LIBOR rate is to be determined under the Terms and Conditions, this may (i) if ISDA Determination applies, be reliant upon the provision by reference banks of offered quotations for the LIBOR rate which, depending on market circumstances, may not be available at the relevant time or (ii) if Screen Rate Determination applies, result in the effective application of a fixed rate based on the rate which applied in the previous period when LIBOR was available. In addition, the Conditions provide that we may appoint an Independent Adviser to determine a Successor Rate or an Alternative Rate applicable to Floating Rate Notes if a Benchmark Event occurs (each term as defined in “*Terms and Conditions of the Notes*”). Any of the foregoing could have an adverse effect on the value or liquidity of, and return on, any Floating Rate Notes which reference LIBOR.

### ***The secondary market generally***

Notes may have no established trading market when issued, and one may never develop. If a market does develop, it may not be very liquid. Therefore, investors may not be able to sell their Notes easily or at prices that will provide them with a yield comparable to similar investments that have a developed secondary market. This is particularly the case for Notes that are especially sensitive to interest rate, currency or market risks, that are designed for specific investment objectives or strategies or that have been structured to meet the investment requirements of limited categories of investors. These types of Notes would generally have a more limited secondary market and more price volatility than would conventional debt securities. Illiquidity may have a severe adverse effect on the market value of Notes.

***Exchange rate risks and exchange controls may result in investors receiving less interest or principal than expected.***

We will pay principal and interest on the Notes in the currency specified in the relevant Pricing Supplement (the **Specified Currency**). This presents certain risks relating to currency conversions if an investor's financial activities are denominated principally in a currency or currency unit (the **Investor's Currency**) other than the Specified Currency. These include the risk that exchange rates may significantly change (including changes due to devaluation of the Specified Currency or revaluation of the Investor's Currency) and the risk that authorities with jurisdiction over the Investor's Currency may impose or modify exchange controls. An appreciation in the value of the Investor's Currency relative to the Specified Currency would decrease (1) the Investor's Currency equivalent yield on the Notes, (2) the Investor's Currency equivalent value of the principal payable on the Notes and (3) the Investor's Currency equivalent market value of the Notes.

Government and monetary authorities may impose (as some have done in the past) exchange controls that could adversely affect an applicable exchange rate. As a result, investors may receive less interest or principal than expected, or no interest or principal at all.

***Changes in market interest rates may adversely affect the value of Fixed Rate Notes.***

Investment in Fixed Rate Notes involves the risk that subsequent changes in market interest rates may adversely affect the value of Fixed Rate Notes.

#### ***Ratings of Notes***

Credit ratings assigned to us or any Notes may not reflect all the risks associated with an investment in those Notes.

One or more independent credit rating agencies may assign credit ratings to us or the Notes. The ratings may not reflect the potential impact of all risks related to structure, market, additional factors discussed above, and other factors that may affect the value of the Notes. A credit rating is not a recommendation to buy, sell or hold securities and may be revised, suspended or withdrawn by the rating agency at any time.

***Legal investment considerations may restrict certain investments.***

The investment activities of certain investors are subject to legal investment laws and regulations, or review or regulation by certain authorities. Each potential investor should consult its legal advisers to determine whether and to what extent: (1) Notes are legal investments for it; (2) Notes can be used as collateral for various types of borrowing; and (3) other restrictions that apply to the purchase or pledge of any Notes. Financial institutions should consult their legal advisers or the appropriate regulators to determine the appropriate treatment of Notes under any applicable risk-based capital or similar rules.

#### **Risks relating to an investment in Rupee Denominated Notes**

***Rupee Denominated Notes are subject to selling restrictions and may be transferred only to a limited pool of investors.***

Rupee Denominated Notes can only be issued to and held by investors resident in jurisdictions which are a member of the FATF or a member of a FATF-style regional body and whose securities market regulator is a signatory to the IOSCO multilateral memorandum of understanding (Appendix A Signatories) or a signatory to a bilateral memorandum of understanding with SEBI for information sharing arrangements and in compliance with certain other conditions prescribed by the ECB

Guidelines. For further details, see the section titled “*Regulations and Policies - Issuance of Overseas Rupee Denominated Notes*” in this Offering Circular.

Rupee Denominated Notes are subject to selling restrictions and may be transferred only to a limited pool of investors. Rupee Denominated Notes can only be issued to and held by investors resident in jurisdictions which are a member of the FATF or a member of an FATF-style regional body and whose securities market regulator is a signatory to the IOSCO multilateral memorandum of understanding (Appendix A Signatories) or a signatory to a bilateral memorandum of understanding with SEBI for information sharing arrangements. Additionally, investors should not be residents of a country identified in the public statement of the FATF as: (i) a jurisdiction having strategic anti-money laundering or combating the financing of terrorism deficiencies to which countermeasures apply; or (ii) a jurisdiction that has not made sufficient progress in addressing the deficiencies or has not committed to an action plan developed with the FATF to address the deficiencies. Further, the investor should be a resident of FATF or IOSCO compliant country, including on transfer of the Notes. However (i) multilateral and regional financial institutions where India is a member country will also be considered as recognised investors; (ii) individuals as investors can only be permitted if they are foreign equity holders or for subscription to the Notes listed abroad; and (iii) foreign branches or subsidiaries of Indian banks are permitted in the case of Notes denominated in a foreign currency. Further, foreign branches or subsidiaries of Indian banks (subject to applicable prudential guidelines issued by the RBI) can participate as arrangers, underwriters, market-makers or traders for Rupee Denominated Notes issued overseas.

***Rupee Denominated Notes are subject to exchange rate risks and exchange controls.***

India maintains a managed floating exchange rate system under which market forces determine the exchange rate for the Rupee. Under the RBI’s policies, the RBI may intervene in the market to maintain orderly market conditions and limit sharp fluctuations in the exchange rate. Interventions by the RBI have taken the form of transparent measures and have included clearly delineated periods and amounts involved, as well as the explanations for these actions. The RBI’s foreign exchange policy objectives include maintaining price stability, promoting and maintaining monetary stability and the convertibility of the Rupee and protecting its international reserves during times of impending or on-going exchange crises or national emergencies.

Rupee Denominated Notes are denominated in Rupee and payable in foreign currency. This entails risks which are not associated with a similar investment in a foreign currency denominated security. Such risks include, without limitation, the possibility of significant changes in the exchange rate between Rupee and the relevant foreign currency if such currency risk is unhedged and the possibility of imposition or modification of exchange controls by the RBI. Such risks are usually dependent on various economic and political events over which our Company has no control. Recently, exchange rates have been volatile and such volatility is expected in the near future as well, so the risk pertaining to exchange rate fluctuation persists. However, the recent fluctuations in exchange rates are not indicative in nature. If the Rupee depreciates against the relevant foreign currency, the effective yield on the Rupee Denominated Notes will decrease below the interest rate on the global bonds, and the amount payable on maturity may be less than the investment made by the investors. This could result in a total or substantial loss of the investment made by the investor towards the Rupee Denominated Notes. Rates of exchange between the foreign currency and Rupee may be significantly varied over time. However, historical trends do not necessarily indicate future fluctuations in rates and should not be relied upon as indicative of future trends. Political, economic or stock exchange developments in India or elsewhere could lead to significant and sudden changes in the exchange rate between the Rupee and the relevant foreign currency.

Furthermore, the overseas investors are eligible to hedge the above-mentioned exchange rate risk only by way of permitted derivative products with: (i) AD Category – I banks in India; (ii) the offshore branches or subsidiaries of Indian banks; or (iii) branches of foreign banks having a presence in India.

***Rupee Denominated Notes are not freely convertible.***

The Rupee is not a freely convertible currency. The convertibility of a currency is dependent, *inter alia*, on international and domestic political and economic factors, and on measures taken by the Government and central banks. Such measures include, without limitation, imposition of regulatory controls or taxes, issuance of a new currency to replace an existing currency, alteration of the exchange rate or exchange characteristics by revaluation or revaluation of a currency, or imposition of exchange controls with respect to the exchange or transfer of a specified currency that would affect exchange rates and the availability of a specified currency. The taking of any one or more of such measures could adversely affect the value of the Notes as well as any amount which may be payable upon redemption of the Rupee Denominated Notes.

***Early redemption of Rupee Denominated Notes may require RBI approval***

Early redemption of Rupee Denominated Notes prior to its stated maturity (whether as a result of an event of default or any early redemption event) requires prior RBI or AD Bank approval, as the case may be. Compliance with any conditions specified in any such RBI or AD Bank approval will be required. There can be no assurance that the RBI or the AD Bank will provide such approval in a timely manner or at all.

## BUSINESS

*In this section, unless the context otherwise requires, a reference to **the Company** or **our Company** is a reference to REC Limited (formerly known as Rural Electrification Corporation Limited) on a non-consolidated basis and, unless the context otherwise requires, a reference to **we**, **us** or **our** refers to REC Limited (formerly known as Rural Electrification Corporation Limited) and its subsidiaries, joint ventures and associate company, as applicable in the relevant fiscal period, on a consolidated basis.*

*Unless stated otherwise, the financial data included in this section for (i) the nine months ended December 31, 2019 has been derived from the non-consolidated financial statements for the nine months ended December 31, 2019 prepared under IND-AS; (ii) the years ended March 31, 2018 and 2019 have been derived from the consolidated financial statements for the years ended March 31, 2018 and 2019 prepared under IND-AS; and (iii) the year ended March 31, 2017 has been derived from the consolidated financial statements for the year ended March 31, 2017 prepared under Indian GAAP. See “Presentation of financial and other information”.*

*Unless stated otherwise, the operational data and certain financial ratios included in this section for the periods indicated are presented on a non-consolidated basis. In this context, it is noted that (i) our total income on a non-consolidated basis was 99.35 per cent. and 99.64 per cent. of our total income on a consolidated basis for the nine months ended December 31, 2019 and the year ended March 31, 2019, respectively; and (ii) our total assets on a non-consolidated basis were 99.82 per cent. and 99.75 per cent. of our total assets on a consolidated basis as of the nine months ended December 31, 2019 and the year ended March 31, 2019, respectively.*

## OVERVIEW

We are a public financial institution in the Indian power infrastructure sector. We are engaged in the financing and promotion of transmission, distribution and generation segments in the power sector, including renewable energy projects throughout India. We believe our organization occupies a key position in the Government’s plans for the growth of the Indian power sector.

We assist our clients in formulating and implementing a broad array of power projects and finance those projects. Our clients primarily include Indian public sector power utilities both at the central and state levels and private sector power utilities. We service our clients through a network of regional offices spread across India and one national level training centre at Hyderabad. Our regional offices play an integral role in the development of our relationships with our clients, in the operation and promotion of our business and in our loan appraisal, loan sanction and post-sanction monitoring processes. Our primary financial product is project-based long-term loans. We fund our business with market borrowings of various maturities, including bonds and term loans. Because our sources enable us to raise funds at competitive costs, we are able to price our financial products competitively.

We commenced our operations in 1969 for the purpose of developing the power infrastructure in rural areas. We have contributed to the development of rural India and India’s agriculture through our funding of transmission and distribution projects in rural areas. Our mandate has evolved in accordance with the development priorities of the Government and, since Fiscal 2003, has permitted us to finance all segments of the power sector, including generation, transmission and distribution, throughout the country. Our mandate was further extended to include financing other activities linked to power projects, such as coal and other mining activities, fuel supply arrangements for the power sector and other power-related infrastructure. In June 2011, we have set up a separate division for funding renewable projects in order to further achieve the goal of conserving fossil fuels and reducing our carbon foot print.

Our Company is one of only 16 Indian public sector undertakings to have been granted the “Navratna” status by the Department of Public Enterprise by virtue of our operational efficiency and financial strength. The Government had rated our performance as “Excellent” continuously since Fiscal 1994 to Fiscal 2017. We have also been ranked among the top 10 public sector undertakings in India by the Ministry of Heavy Industries and Public Enterprises for Fiscal 2015, Fiscal 2016, Fiscal 2017 and Fiscal 2018.

Our Company continues to play a strategic role in the Government’s initiatives and plays a pre-eminent role in the power sector, in terms of financing state utilities and being an agency to implement key power sector initiatives of the central government. While our Company is no longer directly owned by the Government, the Government continues to exercise control over it through PFC. Our Company remains strategically important to the power sector and its role in implementing key central government policy initiatives in the power sector remains unchanged. Our Company continues to be the nodal agency for various flagship schemes of the Government, namely Deen Dayal Upadhyaya Gram Jyoti Yojana (**DDUGJY**) (formerly known as Rajiv Gandhi Grameen Vidyutikaran Yojana (**RGVY**), Saubhagya, the National Electricity Fund Programme and also the implementation of the Outage Management System and 11kv Rural Feeder Management System.

Domestically, we hold the highest credit rating of “AAA” for long-term borrowing domestic credit rating from CARE, CRISIL, ICRA and IRRPL and, on an international basis, our long-term borrowing ratings from Fitch and Moody’s are BBB- and Baa3, respectively.

We have a branch network of 20 regional offices, one state office and one sub office spread across India. We also have one training centre named ‘REC Institute of Power Management & Training’ (**RECIPMT**) located in Hyderabad. Our Company’s registered office in New Delhi manages matters relating to planning and policy formulation, resource mobilization and financial operations. Our Company’s project, field or regional offices conduct functions relating to preliminary processing of new schemes, monitoring of on-going schemes, scrutiny of loan claims, recovery of dues and maintenance of liaison with the SEBs and state governments for effective implementation of rural electrification programmes and projects funded by our Company.

## **RECENT DEVELOPMENTS**

### *Integration within the power sector and the PFC Acquisition*

At the beginning of Fiscal 2019, the President of India held 58.32% shareholding in our Company comprising of 1,151,678,783 equity shares of face value of Rs.10/- each. During Fiscal 2019, the President of India, acting through the MoP of the Government, divested 6,473,244 equity shares (0.33% of the total paid up capital of the Company) in June 2018 through an off-market sale of equity shares under the Bharat 22 Exchange Traded Fund. The aforesaid was followed by divestments of 101,470,139 equity shares (5.14% of the total paid up capital of the Company) in December 2018 under the 3<sup>rd</sup> ‘Further Fund Offer’ (**FFO**) of CPSE ETF Mutual Fund Scheme; and of 4,336,057 equity shares (0.22% of the total paid up capital of the Company) in February 2019 to ICICI Prudential Asset Management Company Limited (which is the Asset Management Company of the Bharat 22 ETF Scheme). As a result, the President of India’s shareholding in our Company was reduced to 52.63% as of February 21, 2019.

Further, in accordance with the “in-principle” approval dated December 6, 2018 of the Cabinet Committee on Economic Affairs approving the acquisition by PFC of equity shares held by the Government in our Company, and, subsequently, in terms of the share purchase agreement dated March 20, 2019 entered into between the President of India, acting through the MoP of the Government, and PFC, the President of India divested its entire shareholding of 52.63% in our Company comprising of 1,039,399,343 equity shares of face value of Rs.10/- each to PFC on March 28, 2019, in consideration of Rs.145,000 million (the **PFC Acquisition**).

In accordance with the filing made by PFC on March 28, 2019 with the BSE and NSE IFSC under Regulation 10(6) of the SEBI Listing Regulations, PFC has acquired the entire 52.63% shareholding previously held by the Government in our Company. As such, PFC is a promoter of our Company and is treated as part of the “Promoter Group”. Nonetheless, our Company still remains a Government Company in terms of Section 2(45) of the Companies Act, 2013. Subsequent to the PFC Acquisition, our Company’s credit ratings for long-term domestic borrowings and short-term borrowings from CRISIL (a subsidiary of S&P), ICRA (an affiliate of Moody’s), IRRPL (a Fitch Group Company) and CARE, along with the long-term foreign currency issuer rating assigned to our Company by Fitch Ratings Inc. (**Fitch**) and Moody’s, are as follows:

<b>Rating Agency</b>	<b>Long Term Rating</b>	<b>Short Term Rating</b>	<b>Outlook</b>
CRISIL	CRISIL AAA	CRISIL A1+	Stable
ICRA	ICRA AAA	ICRA A1+	Stable
IRRPL	IND AAA	IND A1+	Stable
CARE	CARE AAA	CARE A1+	Stable

<b>Rating Agency</b>	<b>Long Term Rating</b>	<b>Outlook</b>
Fitch	BBB-	Stable
Moody’s	Baa3	Stable

#### *Change of name of the Company*

Our Company is currently involved in financing relating to all segments of the Indian power sector (including generation, transmission, distribution, renewable energy and others) and in order to reflect this, and to also remove the misconception that rural electrification is the primary business of the Company, the Board in its meeting held on May 28, 2018, proposed changing the name of the Company from “Rural Electrification Corporation Limited” to “REC Limited”, subject to the approval of shareholders and other approvals as may be required.

Subsequently, the shareholders of the Company, in the 49th Annual General Meeting held on September 25, 2018 approved the proposal. Final approval was obtained from the RBI and MCA on October 4, 2018 and October 13, 2018, respectively. As such, the change of name was effected on October 13, 2018. For a period of two years following the name change, the Company will be known as REC Limited (formerly known as Rural Electrification Corporation Limited).

#### *Business growth*

We have experienced growing demand for our financial products, and therefore have demonstrated consistent growth in our business.

- Our Company’s yearly loan disbursements have grown from Rs. 580,386.1 million in Fiscal 2017 to Rs. 721,654.3 million in Fiscal 2019.



- For Fiscal 2019, our Company sanctioned Rs. 1,159,573.4 million of loans, including Rs. 432,818.6 million relating to generation projects, Rs. 118,751.9 million relating to renewable energy projects, Rs. 566,102.9 million relating to transmission and distribution projects and Rs. 41,900.0 million under short-term loans.
- For Fiscal 2019, our Company disbursed Rs. 721,654.3 million of loans, including Rs. 204,616.3 million relating to generation projects, Rs. 66,277.6 million relating to renewable energy projects, Rs. 412,360.4 million relating to transmission and distribution projects and Rs. 38,400.0 million under short-term loans.
- Our Company's loan assets have grown from Rs. 2,019,286.7million in Fiscal 2017 to Rs. 2,812,096.8million in Fiscal 2019, based on our consolidated financial statements.
- Our Company's profit after tax, based on our consolidated financial statements, for Fiscals 2017, 2018 and 2019 was Rs. 63,133.7 million (as per Indian GAAP), Rs. 44,505.2 million and Rs. 57,413.8 million (each, as per Ind-AS), respectively. Our Company's profit after tax, based on our non-consolidated financial statements for the nine months ended December 31, 2019 was Rs. 44,504.5 million.
- As of December 31, 2019, our Company had total loan assets of Rs. 3,074,251.2 million and a net worth of Rs. 385,151.4 million, based on our non-consolidated financial statements.

## KEY FINANCIAL PARAMETERS AND RATIOS

Some of our key financial parameters and ratios for the periods indicated are as follows:

Parameters	Figures on a consolidated basis (Ind-AS)		Figures on a non- consolidated basis (Ind-AS)
	Fiscal 2018	Fiscal 2019	Nine Months Ended December 31, 2019
	<i>(in Rs. million, except in percentages and ratios)</i>		
Net worth .....	325,876.1	345,463.4	385,151.4
Total Debt (outstanding) .....	1,987,210.4	2,392,159.0	2,627,402.3
– Long-Term Borrowing .....	1,931,945.0	2,278,515.1	2,535,192.4
– Short-Term Borrowing .....	55,265.4	113,643.9	92,209.9
Total Financial Assets .....	2,389,543.4	2,951,534.1	3,239,217.6
Total Non- Financial Assets .....	34,077.4	32,908.6	25,493.9
Cash and Cash Equivalents .....	2,484.3	3,819.9	21,857.1
Investments .....	27,751.5	22,831.3	25,198.7
Asset Under Management .....	N.A	N.A	N.A.
Off Balance Sheet Assets .....	N.A	N.A	N.A.
Interest Income .....	220,983.1	249,836.2	219,082.1
Finance Costs .....	133,329.4	156,392.0	140,552.5
Impairment on financial instruments .....	23,005.3	243.49	3511.0
PAT .....	44,505.2	57,413.8	44,504.5
Gross Credit Impaired Assets (%) .....	7.15	7.24	6.40
Net Credit Impaired Assets (%) .....	3.61	3.79	3.16
Total Loan Assets-Outstanding (net) .....	2,394,493.2	2,812,096.8	3,074,251.2
Total Assets .....	2,423,697.6	2,984,538.3	3,264,711.5

### Notes:

- Gross Credit Impaired Assets = Ratio of Gross Credit Impaired Assets to Gross Loan Assets
- Net Credit Impaired Assets = Ratio of Net Credit Impaired Assets to Gross Loan Assets
- Provision has been made in respect of all loan assets in accordance with the Expected Credit Loss (ECL) methodology, evaluation and calculation as per Ind-AS – undertaken by an independent agency (India Ratings & Research Advisory Service Private Limited (Fiscal 2019) and ICRA Management Consulting Services Limited (Fiscal 2020)).

Ratios	Figures on a non-consolidated basis (Ind-AS)		
	Fiscal 2018	Fiscal 2019	Nine Months Ended December 31, 2019
	<i>(in Rs. million, except in percentages and ratios)</i>		
Tier I Capital Adequacy Ratio (%) .....	14.40	14.44	15.44
Tier II Capital Adequacy Ratio (%) .....	2.60	3.33	2.92
Capital Adequacy ratio (%) .....	17.00	17.77	18.36
Net interest margin (Annualized) (%) .....	4.10	3.85	3.76
Yield on Interest bearing Loan Assets (%) (Annualized) .....	10.51	10.40	10.67
Cost of funds (Annualized) (%) .....	7.30	7.16	7.47
Return on Net worth (average) (Annualized) (%) .....	14.06	17.31	16.30
Debt equity ratio (times) .....	6.15	6.98	6.82
Return on Assets (Average) (Annualized) .....	1.99	2.12	1.90

### Notes:

- Net Interest Margin = Ratio of net interest income, without foreign exchange fluctuation gain/loss amortized to average interest earning loan assets
- Yield = Ratio of interest income to average interest earning loan assets
- Cost of funds = Ratio of finance costs to average borrowings, without foreign exchange fluctuation gain/loss amortized.
- Return on Net worth (Average) = Ratio of PAT to average Net Worth
- Debt Equity = Ratio of Total Borrowings to Net Worth
- Return on Assets (Average) = PAT / Average Assets

Parameters	Figures on a consolidated basis (Indian GAAP)	
	Fiscal 2017	Fiscal 2018
	<i>(in Rs. million, except in percentages and ratios)</i>	
Net worth .....	336,705.6	358,723.0
Total Debt .....	1,678,516.4	1,994,931.4
of which – Non-Current Maturities of Long-Term Borrowing .....	1,496,808.9	1,614,347.8
– Short-Term Borrowing .....	1,109.8	57,279.0
– Current Maturities of Long-Term Borrowing .....	180,597.7	323,304.6

Net Fixed Assets .....	5,204.4	9,658.3
Non-Current Assets .....	1,806,986.6	2,146,019.0
Cash and Bank Balances .....	46,507.9	23,682.4
Current Investments .....	1,843.6	1,838.5
Current Assets .....	295,462.6	340,368.1
Current Liabilities .....	249,906.6	458,554.8
Asset Under Management .....	N.A.	N.A.
Off Balance Sheet Assets .....	N.A.	N.A.
Interest Income .....	229,356.1	217,489.5
Finance Costs .....	134,615.9	138,595.9
Net interest income .....	94,740.2	78,893.6
Provisioning and Contingencies .....	11,103.1	14,210.6
PAT .....	63,133.7	46,894.6
Gross Credit Impaired Assets (%) .....	2.41	7.15
Net Credit Impaired Assets (%) .....	1.60	5.68
Total Loan Assets (net) .....	2,002,933.4	2,359,330.5
Total Assets .....	2,102,449.2	2,486,387.1

**Notes:**

- Gross Credit Impaired Assets = Ratio of Gross Credit Impaired Assets to Gross Loan Assets
- Net Credit Impaired Assets = Ratio of Net Credit Impaired Assets to Gross Loan Assets
- The RBI has notified a 'Revised Framework for Resolution of Stressed Assets', which per se was not applicable to our Company, being an NBFC. However, as a matter of prudence, loans amounting to Rs. 95,913.9 million were classified as non-performing assets during Fiscal 2018, in line with the above circular. Accordingly, as at March 31, 2018, our gross Credit Impaired Assets were Rs. 171,284.2 million (7.15% of total loan assets) and our net Credit Impaired Assets were Rs. 136,121.6 million (5.68% of total loan assets). Without the impact of the above circular, our gross Credit Impaired Assets were Rs. 75,370.3 million (3.14% of total loan assets) and our net Credit Impaired Assets were Rs. 49,799.1 million (2.07% of total loan assets).

**Figures on a non-consolidated basis  
(Indian GAAP)**

<b>Ratios</b>	<b>Fiscal 2017</b>	<b>Fiscal 2018</b>
	<i>(in Rs. million, except in percentages and ratios)</i>	
Tier I Capital Adequacy Ratio (%) .....	18.43	16.84
Tier II Capital Adequacy Ratio (%) .....	2.75	2.55
Capital Adequacy ratio (%) .....	21.18	19.39
Net interest margin (Annualized) .....	4.65	3.89
Yield on Loan Assets (Annualized) .....	11.64	10.55
Cost of funds (Annualized) .....	8.13	7.53
Return on Net worth (average) (Annualized) .....	20.17	13.51
Debt equity ratio (times) .....	5.03	5.60
Return on Assets (Average) (Annualized) .....	3.03	2.04

**Notes:**

- Net Interest Margin = Ratio of net interest income, without foreign exchange fluctuation gain/loss amortized to average interest earning loan assets
- Yield = Ratio of interest income to average interest earning loan assets
- Cost of funds = Ratio of finance costs to average borrowings, without foreign exchange fluctuation gain/loss amortized.
- Return on Average Net worth = Ratio of PAT to average Net Worth
- Debt Equity = Ratio of Total Borrowings to Net Worth
- Return on Assets (Average) = PAT / Average Assets

## MAJOR EVENTS AND MILESTONES

Calendar Year	Event
1969 .....	Incorporation of our Company.
1970 .....	Commenced lending operations to SEBs.
1974 .....	Authorized by the Ministry of Irrigation and Power to finance rural electrification under the 'Minimum Needs Programme'.
1979 .....	CIRE set up in Hyderabad, now renamed as RECIPMT.
1988 .....	Launch of "Kutir Jyoti" and "Jal Dhara" programmes for rural electrification.
1992 .....	Declared a public financial institution under Section 4A of the Companies Act.
1993 .....	Entered into a memorandum of understanding (MoU) with the MoP for the years 1993 and 1994 for the first time to achieve certain performance-related targets.
1998 .....	Registered as an NBFC under Section 45(IA) of the RBI Act.
2001 .....	<ul style="list-style-type: none"> <li>• Allowed to issue capital gains tax exemption bonds under Section 54 EC of the IT Act.</li> <li>• Upgraded from a Schedule 'B' to a Schedule 'A' corporation.</li> </ul>
2002 .....	Grant of "Mini Ratna-I" status.
2005 .....	Appointed as the nodal agency for the RGGVY scheme.
2006 .....	<ul style="list-style-type: none"> <li>• Entered into agreement with the Japan International Cooperation Agency for availing a loan facility of JPY20,629 million.</li> <li>• Entered into agreement with KfW, Frankfurt am Main for availing a loan facility of EUR70 million.</li> </ul>
2008 .....	<ul style="list-style-type: none"> <li>• Launch of an initial public offer and dilution of promoter's shareholding from 100 per cent. to 81.82 per cent. Gross proceeds from IPO were Rs. 8,196.3 million.</li> <li>• Listed Shares of our Company on NSE and BSE.</li> <li>• Accorded "Navratna" status by the Department of Public Enterprise, GoI for our operational efficiency and financial strength, which affords greater operational freedom and autonomy in decision making.</li> </ul>
2009 .....	Received 'LAAA' rating from ICRA in relation to Rs. 250,000 million long-term borrowing programme for Fiscal 2010.

Calendar Year	Event
2010 .....	<ul style="list-style-type: none"> <li>• Follow-on issue of Shares resulting in (a) raising Rs. 26,475.3 million of gross proceeds through fresh issue and (b) the Government reducing its ownership to 66.80 per cent.</li> <li>• RBI categorised our Company as an IFC.</li> </ul>
2011 .....	Our Company successfully priced a U.S.\$500 million 4.25 per cent. 5-year Regulation S senior unsecured notes transaction. Our Company was the first Indian NBFC-IFC to enter into the international debt market.
2012 .....	<ul style="list-style-type: none"> <li>• Our Company was appointed as a nodal agency for the implementation of the National Electricity Fund scheme.</li> <li>• Our Company issued a tax-free bond of Rs. 30,000 million under Section 10(15)(iv)(h) of the IT Act in Fiscal 2012.</li> <li>• Our Company issued CHF200 million in aggregate principal amount of CHF-denominated bonds which are listed on the SIX Swiss Exchange, Switzerland.</li> <li>• Our Company entered into an agreement with KfW, Germany to avail of official development assistance (ODA) under a loan facility of EUR100 million.</li> </ul>
2013 .....	Our Company issued tax-free bonds of Rs. 26,484.1 million under Section 10(15)(iv)(h) of the Income Tax Act.
2014 .....	Our Company issued tax-free bonds of Rs. 60,000 million under Section 10(15)(iv)(h) of the Income Tax Act. Appointed as the nodal agency for the DDUGJY scheme.
2015 .....	Our Company issued tax-free bonds of Rs. 10,000 million under Section 10(15)(iv)(h) of the Income Tax Act, 1961.
2016 .....	<ul style="list-style-type: none"> <li>• Our Company successfully set up a U.S.\$ 1,000 million Medium Term Note Programme, listed on SGX-ST</li> <li>• Our Company was appointed as the nodal agency for the implementation of the Outage Management System and 11kV Rural Feeder Management System.</li> </ul>
2017 .....	<ul style="list-style-type: none"> <li>• Our Company was appointed as a nodal agency for the implementation of the “Saubhagya” scheme.</li> <li>• Our Company’s performance was rated as “Excellent” for Fiscal 2017, in terms of the MoU signed with Government, for the 24<sup>th</sup> year in succession since Fiscal 1994 when the first MoU was signed.</li> <li>• Our Company raised U.S.\$450 million through the issuance of green bonds with a tenor of ten years, which are listed on the SGX-ST and the ISM.</li> <li>• Our Company raised U.S.\$400 million through the issuance of Reg S bonds, which are listed on ISM and SGX-ST.</li> </ul>

Calendar Year	Event
2018 .....	<ul style="list-style-type: none"> <li>• Our Company successfully updated and upsized its Medium Term Note Programme to U.S.\$3 billion.</li> <li>• Our Company entered into an agreement with KfW, Frankfurt am Main to establish a loan facility of USD 228 million.</li> <li>• Achieved 100% village electrification on April 28, 2018 under Deen Dayal Upadhaya Gram Jyoti Yojana (DDUGJY).</li> <li>• Our Company was placed amongst top 10 Profit making CPSEs of the country by Public Enterprises Survey 2017-18.</li> <li>• Our Company presented its first Indian Accounting Standards (Ind-AS) compliant financial results.</li> <li>• Name of our Company changed from Rural Electrification Corporation Limited to REC Limited (effective on October 13, 2018).</li> </ul>
2019 .....	<ul style="list-style-type: none"> <li>• Cabinet Committee on Economic Affairs on December 6, 2018 gave its “in-principle” approval for the acquisition by PFC of equity shares held by the Government in our Company, along with management control. On March 20, 2019, the board of directors of PFC gave their approval for the acquisition by PFC of the Government’s entire shareholding of 52.63% in our Company – thereby making PFC the majority shareholder of our Company. In accordance with the filing made by PFC on March 28, 2019 with the BSE and NSE IFSC under Regulation 10(6) of the SEBI Listing Regulations, PFC has acquired the entire 52.63% shareholding previously held by the Government in our Company. Subsequent to the PFC Acquisition, our Company still remains a Government Company in terms of Section 2(45) of the Companies Act, 2013.</li> <li>• Our Company raised U.S.\$650 million through the issuance of RegS bonds with a tenor of five years, which are listed on ISM, SGX-ST, India INX and NSE IFSC.</li> <li>• REC completed 50 years of its existence on July 25, 2019.</li> <li>• Our Company raised U.S.\$500 Million through the issuance of RegS bonds with a tenor of five years, which are listed on ISM, SGX-ST, India INX and NSE IFSC.</li> </ul>

## OUR STRENGTHS

We believe that the following are our primary strengths:

### **Our financial position is strong and our business is profitable.**

We have operated our financing business profitably for 18 consecutive years, including a profit after tax on a consolidated basis of Rs. 63,133.7 million (as per Indian GAAP), Rs. 44,505.2 million and Rs. 57,413.8 million (each, as per IND-AS) for Fiscal 2017, Fiscal 2018 and 2019 respectively. For the nine months ended December 31, 2019 our profit after tax on a non-consolidated basis was Rs. 44,504.5 million. We have paid dividends each year since Fiscal 1998. As of December 31, 2019, our

Company had a net worth of Rs. 385,151.4 million based on our non-consolidated financial statements. Our Company's annualized return on average net worth for December 31, 2019 was 16.30 per cent. based on our non-consolidated financial statements.

Our projects portfolio for loans sanctioned is also diversified by sector and customer base. For the nine months ended December 31, 2019, 54.81 per cent. of our non-consolidated loan sanctions are related to generation projects, 6.78 per cent related to renewable energy projects, 36.91 per cent. related to transmission and distribution projects and 1.50 per cent. related to sanctions relating to STLs. As of December 31, 2019, credit impaired assets (non-performing loan assets) constituted 6.40 per cent. of our non-consolidated gross loan assets. As of December 31, 2019, our exposure in the form of non-consolidated outstanding loan assets to our top ten borrowers was 38.63 per cent. of our total non-consolidated outstanding loan assets, and the largest borrower holding is 7.01 per cent. of our total non-consolidated outstanding loans.

We fund our business with market borrowings of various maturities, including bonds and term loans. Our relationship with the Government currently provides us with access to lower cost funding and has additionally enabled us to source foreign currency loans from bi-lateral and multi-lateral agencies, such as the JICA and KfW. Domestically, we hold the highest credit rating for long-term borrowing domestic credit rating from CARE, CRISIL, ICRA and IRRPL and, on an international basis, our long-term borrowing ratings from Fitch and Moody's, are BBB- and Baa3, respectively. Our Company's cost of funds mobilised during the nine months ended December 31, 2019 based on our non-consolidated financial statements was 7.47 per cent. per annum. As our sources enable us to raise funds at competitive costs, we believe we are able to price our financial products competitively. Our net interest margins have remained stable with our net interest margin during the nine months ended December 31, 2019, based on our non-consolidated financial statements, being 3.76 per cent.

### **We are uniquely positioned to access and appraise borrowers in the Indian power sector.**

We have been involved in the Indian power sector since 1969 and were the first financial institution to exclusively focus on financing the Indian power sector. Since our inception in 1969, we have developed extensive power sector knowledge, relationships with power sector borrowers and the ability to appraise and extend financial assistance to a wide variety of projects.

Our knowledge of the Indian power sector drives our client relationships and the marketing of our financial products. Our clients seek our involvement in their power projects to obtain the benefit of the technical knowledge we can provide for the design and implementation of their power projects. Our experience and knowledge of nearly 50 years enables us to provide solutions to various problems faced by power sector borrowers by providing technical guidance from project design through completion. To help ensure that our loan products remain an integral part of our clients' financing plans, we also assist our clients in developing detailed five-year plans addressing their anticipated technical and financial needs. We service our clients through a network of 20 regional offices, one sub office and one state office spread across India. Our regional offices play a critical role in the development of our relationship with our clients, operation and promotion of our business and our loan appraisal, loan sanctioning and post-sanction monitoring processes. Our proximity to our clients enables us to service our clients on a local level, to keep abreast of local issues and to monitor closely the projects we finance.

### **We occupy a key strategic position in the Government's plans for growth of the power sector.**

We are one of a limited number of government-owned companies that focus exclusively on financing the development of the power sector in India. We have consistently benefited from the Government's power infrastructure plans since 1969 and the Government has ensured that our mandate has evolved in accordance with its development priorities. We believe that we will continue to occupy a key strategic position in the Government's on-going plans to develop the Indian power sector.

Historically, we were primarily focused on the electrification of rural India, consistent with the GoI's objective to electrify all rural villages under a variety of schemes that were ultimately merged into RGGVY in Fiscal 2006. The RGGVY scheme has been subsumed into the DDUGJY scheme launched in December 2014. We continue to be the nodal agency for the DDUGJY scheme, and we continue to finance rural electrification and transmission and distribution projects. The Government has a number of stated priorities in the areas of rural electrification and transmission and distribution, including feeder separation and reduction of aggregate technical and commercial losses; and we believe we will be strategically central to these priorities.

Additionally, over the past decade, the Government has become increasingly focused on the power supply shortage in India and the need for increased investment in power generation. In Fiscal 2003, the Government enacted the Electricity Act, which, among other things, aims at creating a sufficient power supply in India to meet demand through private sector investment in the power generation sector. In that same year, the Government broadened our mandate to permit us to finance all segments of the power sector throughout India, which has enabled us to also occupy a key strategic position in the growth of the power generation sector.

Annually, we enter into a MoU with the Government that provides guidelines for our activities that are closely aligned with the Government's own five-year policy initiatives. Under our current MoU, we have extended our commitment to the Government for a number of important measures that we believe will facilitate the development of our business, reduce the risks we face and provide for our continued involvement in the Government's power sector development plans. The objectives of the current MoU include facilitating the Government's flagship rural electrification program including, among others, electrification of unelectrified villages, intensive electrification of villages, providing free electricity connections to BPL households, feeder segregation and commissioning of substations, aimed at providing universal electrification to boost productivity from rural areas, to ensure inclusive development along with social security and to enhance the efficiency of the power distribution system.

Because of our strategic importance to the Government, we receive direct and indirect benefits, including tax concessions for some of our bonds that enable us to maintain low cost of funds. We also benefit from direct tax benefits as provided by the Government.

### **We have an experienced management team with sector expertise.**

We are managed by experienced and highly qualified professionals. Our key managerial personnel have an established track record in managing public financial institutions in India and bear a considerable knowledge of the power sector in India. For example, most of our key managerial personnel have over 30 years of relevant experience in India and have been employed with prominent companies in the power sector. For further details in relation to our Company's management, see the section titled "*Management*" in this Offering Circular.

## **OUR STRATEGY**

The key elements of our business strategy are as follows:

### **Continue to fund the increased investment in the Indian power sector**

India has long suffered from a shortage of power supply, as well as low per capita power consumption, which will be exacerbated by, and ultimately constrain, the growth of the Indian economy unless met by substantially increased investment. Consequently, the Government has prioritised investment into the power sector in a number of ways, including through the implementation of the Electricity Act in June 2003, in order to address systemic deficiencies in the Indian power sector and attract capital for large-scale power projects; the notification of the National



Electricity Policy in February 2005, in order to accelerate the development of the power sector, the implementation of RGGVY from April 2005; the launch of the DDUGJY scheme (subsuming the on-going RGGVY scheme) in order to increase the pace of rural electrification and to provide access to electricity to all rural households; the launch of the Integrated Power Development Scheme (IPDS) for urban areas primarily aimed at strengthening the sub-transmission and distribution network; and the metering of feeders, distribution transformers, and/or consumers and IT in order to provide sustained loss reduction to India's transmission and distribution infrastructure. The earlier on-going scheme of R-APDRP has been subsumed into the IPDS. Both the schemes i.e. DDUGJY and IPDS were launched in December 2014. In 2017, the Government launched a Rs. 163,500 million household electrification scheme, Pradhan Mantri Sahaj Bijli Har Ghar Yojana (translated as the Prime Minister's program to provide easy electricity access to all households), or 'Saubhagya' with the objective of providing energy access to all by last mile connectivity and electricity connections to all remaining unelectrified households in rural as well as urban areas estimated to be around 39.6 million households. The continued prioritisation of the power sector will need to be met by increased funding to the sector. As a consequence of the Government's focus on increased funding for the power sector, our Company's loan disbursements have grown from Rs. 580,386.1 million in Fiscal 2017 to Rs. 721,654.3 million in Fiscal 2019. We intend to continue to provide the funding necessary for the Government to meet its policy goals for the power sector and believe that our business will continue to be a prime beneficiary from the increased growth of, and investment into, the Indian power sector.

#### **Maintain the diversity of our asset portfolio and seek higher yielding loan assets**

Our mandate permits us to finance all types of power projects, including transmission, distribution and generation and renewable energy projects throughout the country, irrespective of size or location. As of December 31, 2019, our non-consolidated loan assets comprised 52.74 per cent. transmission and distribution-related loans. We have utilized our broad mandate to capture the higher rates of return available in the generation sector and diversify our loan asset portfolio. As of December 31, 2019, 41.89 per cent. of our non-consolidated loan asset portfolio was comprised of generation-related loans (in addition to 5.04 per cent of our non-consolidated loan asset portfolio allocated towards renewable energy generation projects). Going forward, we believe that the breadth of our mandate will continue to afford us flexibility to manage our business and our asset portfolio in a manner that enables us to diversify the risk associated with any one area of the power sector, as well as to focus on higher yielding loan assets in response to market conditions.

#### **Increase our fee-based income**

We intend to continue to seek high margin income streams that do not require balance sheet fund commitment. For example, in order to capitalize commercially on our specialised knowledge, we have incorporated REC Transmission Projects Company Limited and REC Power Distribution Company Limited for the purpose of providing consultancy services with respect to transmission and distribution systems, respectively.

## THE PROJECTS WE FUND

The table below shows our non-consolidated loan sanctions by type of project and the percentage such amount represented of our total non-consolidated loan sanctions for all projects for the periods indicated.

Sector	Fiscal 2017		Fiscal 2018		Fiscal 2019		Nine Months Ended December 31, 2019	
	Amount	%	Amount	%	Amount	%	Amount	%
<i>(in Rs. million, except in percentages)</i>								
Transmission and distribution <sup>(1)</sup> .....	490,471.2	58.48	405,412.7	37.70	566,102.9	48.82	353,972.0	36.91
Generation .....	282,089.3	33.63	532,235.3	49.49	432,818.7	37.33	525,592.3	54.81
Renewable Projects	20,897.7	2.49	70,342.6	6.54	118,751.9	10.24	65,016.6	6.78
Short-term Loans .....	45,250.0	5.40	67,350.0	6.27	41,900.0	3.61	14,400	1.50
<b>Total .....</b>	<b>838,708.2</b>	<b>100.00</b>	<b>1,075,340.6</b>	<b>100.00</b>	<b>1,159,573.5</b>	<b>100.00</b>	<b>958,980.9</b>	<b>100.00</b>

Notes:

- (1) Transmission and distribution consists of transmission and distribution, international cooperation and development, TFL, MTL, DDG and DDUGJY/RGGVY.

The table below shows our non-consolidated loan disbursements by type of project and the percentage such amount represented of our total non-consolidated loan disbursements for all projects for the periods indicated.

Sector	Fiscal 2017		Fiscal 2018		Fiscal 2019		Nine Months Ended December 31, 2019	
	Amount	%	Amount	%	Amount	%	Amount	%
<i>(in Rs. million, except in percentages)</i>								
Transmission and distribution <sup>(1)</sup> .....	299,483.0	51.60	315,884.7	51.19	412,360.4	57.14	296,657.6	55.49
Generation .....	216,976.3	37.38	180,857.3	29.31	204,616.3	28.35	173,054.7	32.37
Renewable Projects	16,176.8	2.79	54,032.7	8.75	66,277.6	9.19	47,412.3	8.87
Short-term loans	47,750.0	8.23	66,350.0	10.75	38,400.0	5.32	17,514.2	3.27
<b>Total .....</b>	<b>299,483.0</b>	<b>51.60</b>	<b>315,884.7</b>	<b>51.19</b>	<b>412,360.4</b>	<b>57.14</b>	<b>534,638.8</b>	<b>100.00</b>

Notes:

- (1) Transmission and distribution consists of transmission and distribution, international cooperation and development, TFL, MTL, DDG and DDUGJY/RGGVY.

The table below shows our non-consolidated loan amount outstanding by the type of project and the percentage such amount represented of our total non-consolidated loan amounts outstanding for all projects as of the respective dates indicated.

Sector	Fiscal 2017		Fiscal 2018		Fiscal 2019		Nine Months Ended December 31, 2019	
	Amount	%	Amount	%	Amount	%	Amount	%
<i>(in Rs. million, except in percentages)</i>								
Transmission and distribution <sup>(1)</sup> .....	1,004,410.2	50.77	1,178,533.4	49.22	1,442,148.6	51.28	1,621,483.7	52.74
Generation .....	954,518.0	46.24	1,084,420.0	45.29	1,219,116.8	43.35	1,287,783.1	41.89
Renewable projects .....	24,470.0	1.21	75,060.0	3.13	128,951.4	4.59	154,820.1	5.04

Short-term loans	35,888.5	1.78	56,480.0	2.36	21,880.0	0.78	10,164.3	0.33
<b>Total.....</b>	<b>2,019,286.7</b>	<b>100.00</b>	<b>2,394,493.4</b>	<b>100.00</b>	<b>2,812,096.8</b>	<b>100.00</b>	<b>3,074,251.2</b>	<b>100.00</b>

Notes:

- (1) Transmission and distribution consists of transmission and distribution, international cooperation and development, TFL, MTL, DDG and DDUGJY/RGGVY.

## Transmission and Distribution Projects

Within the transmission sector, the principal projects we finance are for the evacuation of power from new power generation stations and the augmentation or strengthening of existing transmission systems, including the construction of new sub-stations and associated lines. In distribution, the principal projects we finance include infrastructure required for system improvement and the creation of new distribution systems, including sub-stations and lines in order to reduce aggregate technical and commercial losses (**AT&C losses**), to cater for increased load growth and for the purchase of distribution equipment.

*Transmission projects:* Transmission projects relate to the transmission of electricity at higher voltages (132 kV and above) over relatively long distances, generally from generation facilities to sub-stations or between sub-stations. We finance projects related to transmission systems, sub-transmission systems, power evacuation lines and transmission links.

*Distribution projects:* Distribution projects relate to the distribution of electricity at relatively lower voltages (66 kV and below) over shorter distances, generally from sub-stations to end-users or between sub-stations. The distribution projects involve creating additional infrastructure through the erection of new sub-stations and lines and the improvement of existing distribution systems by upgrading existing sub-stations and lines to increase capacity and reduce losses. Distribution projects also include the modernisation of distribution systems to reduce losses and to improve performance efficiency of power utilities. In distribution, the principal projects for which we provide funding are system improvement projects, which include:

- (a) projects to strengthen existing infrastructure through new sub-stations and lines and the replacement of damaged and out-dated equipment;
- (b) conversion of low voltage distribution systems to high voltage distribution systems (**HVDS**) in order to reduce AT&C losses; and
- (c) creation of new distribution systems to provide power to end-users and to introduce new technologies; setting up bulk loan schemes for the procurement and installation of equipment such as metres, transformers and capacitors.

We also provide counterpart funding for R-APDRP projects under this category, and finance distribution infrastructure required for extending the facility to all class of consumers such as agricultural, domestic, commercial and industrial customers.

## Generation Projects

During the nine months ended December 31, 2019, our Company sanctioned generation, renovation and modernisation projects, including additional loan assistance, with a total non-consolidated financial outlay of Rs. 525,592.3 million (excluding renewable power generation projects). These included consortium financing with other financial institutions.

### ***Thermal power generation projects***

We currently finance thermal energy power generation projects in the public sector, joint sector and private sector. Thermal energy power generation projects include coal-based power plants, gas-based combined cycle power plants and captive co-generation power plants.

### ***Hydro power generation projects***

We provide financing to hydro energy power generation in the public sector, joint sector and private sector. Hydro energy power generation projects include projects of varying sizes, from large hydro to small hydro and mini hydro power plants.

### ***Renewable power generation projects***

We also provide financing for grid-connected power projects based on renewable sources such as solar, wind, biomass, bagasse and small hydro-power projects. During the nine months ended December 31, 2019, our Company sanctioned non-consolidated loan assistance of Rs. 65,016.6 million to 14 new, grid-connected renewable energy projects with installed generation capacity aggregating to 1,639.1 MW including renewable purchase obligations. The total cost of these projects aggregated to Rs. 96,407.2 million. Furthermore, during the same period, the total non-consolidated loan disbursements by our Company in relation to renewable energy projects amounted to Rs. 47,412.3 million.

### ***Renovation, modernisation and life-extension***

We provide financing for the renovation, modernisation and life-extension of old power generation and transmission assets. Such renovation and modernisation allow these assets to operate more efficiently, safely, economically and in a more environment-friendly manner.

## **AWARDS AND ACCREDITATIONS**

<b>Calendar Year</b>	<b>Awards/Accreditations</b>
1990 .....	Awarded the Indira Gandhi Memorial Award for Excellence in Public Sector Undertakings for the year 1989-1990.
1994 .....	Received rating of “Excellent” by the Government, for the first time, for fulfilling the targets pursuant to the MoU entered into the MoP for the year 1993-1994 <sup>(1)</sup> .
2000 .....	Declared to be among the top ten public sector enterprises by the Government <sup>(2)</sup> .
2008 .....	Accorded “ <i>Navratna</i> ” status by the Department of Public Enterprise, Government for our operational efficiency and financial strength, which affords greater operational freedom and autonomy in decision making.
2009 .....	<ul style="list-style-type: none"><li>• Received the Award for Excellence in Rural Electrification for Rural India Connect in India Pride Awards organized by Dainik Bhaskar.</li><li>• Received certifications from Det Norske Veritas Certification B.V. for conforming to the quality management system</li></ul>

<u>Calendar Year</u>	<u>Awards/Accreditations</u>
	<p>standard ISO 9001:2008, at our various offices.</p> <ul style="list-style-type: none"> <li>• Received certifications from BSI Management Systems for conforming to the quality management system standard ISO 9001:2000, at our various offices.</li> <li>• Received SCOPE Meritorious Award under the category of the Best Managed Bank, Financial Institution or Insurance Company.</li> </ul>
2010 .....	<ul style="list-style-type: none"> <li>• Received the Dalal Street Investment Journal (<b>DSIJ</b>), PSU Award 2010, for “The Best Wealth Creator”.</li> <li>• Received the India Pride Award 2010 “The Best NBFC”.</li> <li>• Received the Asia Pacific HRM Congress Award 2010 for “Organizational Development and Leadership”.</li> </ul>
2011 .....	<ul style="list-style-type: none"> <li>• Received the DSIJ PSU Award 2011 for “Speed King” for fastest growing PSUs across Maharatnas, Navratnas and Miniratnas.</li> <li>• Featured in Dun &amp; Bradstreet’s India Top PSUs.</li> </ul>
2012 .....	<ul style="list-style-type: none"> <li>• Received the “Best Listed CPSE Award” from the Department of Public Enterprises, of the Government for Fiscal 2010.</li> <li>• Conferred with the “Best Company to work for 2012” and ranked among the top 50 companies hiring up to 1,000 employees by Great Place to Work Institute India in association with The Economic Times.</li> </ul>
2013 .....	<ul style="list-style-type: none"> <li>• Received the DSIJ PSU Award, 2012 for “Fastest Growing Operational Metrics” in Non-Manufacturing Navratna Category.</li> <li>• Received the CIDC Vishwakarma Award 2013 in the category of “Achievement Award for Industry Doyen”.</li> <li>• Received the IPE-CSR Corporate Governance Award from IPE, Hyderabad.</li> <li>• Received the Award in the category of “Banking Financial Services” by India Pride Awards, Dainik Bhaskar and DNA.</li> </ul>
2014 .....	<ul style="list-style-type: none"> <li>• Received the 13th ICSI National Awards for Excellence in Corporate Governance, 2013.</li> <li>• Received the Award in “Energy &amp; Power Sector” from India Pride Awards, Dainik Bhaskar and DNA.</li> <li>• Our Company was rated amongst the best employers in India by Aeon Hewitt.</li> <li>• Received the DSIJ PSU Award 2013 for “Best Value creating Navratna with a balance sheet of more than Rs. 1 billion”.</li> <li>• Received the DSIJ PSU Award, 2014 for "Fastest Growing Navratna of the Year in the “Non-Manufacturing Category”.</li> <li>• Received the “Rural sector PSE of the Year making Grass Root Infrastructure Impact” from IPSE Award 2014.</li> </ul>

<u>Calendar Year</u>	<u>Awards/Accreditations</u>
	<ul style="list-style-type: none"> <li>• Awarded “Best Power Financing Company” by Central Board of Irrigation and Power (CBIP) for outstanding contribution in terms of providing financial assistance and promoting rural electrification projects all over India, having a consistent record of excellent all round performance, growth and profitability since inception, and contribution to the growth of India.</li> <li>• Our Company has been rated excellent for Fiscal 2014 in terms of MoU signed with GoI for the 21st year in succession since Fiscal 1994 when the first MoU was signed.</li> </ul>
2015 .....	<ul style="list-style-type: none"> <li>• Received the PSE Excellence Award 2014 as “Company of the Year” award for “Operational Performance Excellence”.</li> <li>• Received the award for operational excellence in financial services from India Pride Awards, Dainik Bhaskar and DNA.</li> <li>• Received the “Fastest Growing Navratna PSU” award from India Today.</li> </ul>
2016 .....	<ul style="list-style-type: none"> <li>• Received the Central Board of Irrigation and Power award for Best Power Financing Company.</li> <li>• Received a certificate of recognition for its contribution in Transforming REC by the Governance Now group (SAB TV).</li> <li>• Awarded the “SCOPE Excellence Award for outstanding contribution to the Public Sector Management - Institutional Category I (Maharatna &amp; Navratna)” and “SCOPE Meritorious Award for Best Managed Bank, Financial Institution Category” at the Standing Conference of Public Enterprises (SCOPE) Awards on the 8th Public Sector Day function.</li> </ul>
2017 .....	<ul style="list-style-type: none"> <li>• Received the Dainik Bhaskar India Pride Award 2017 for being the leading Financial Services NBFC in the Central PSU category.</li> <li>• Received the Central Board of Irrigation and Power award for Best Power Financing Company.</li> <li>• Received the first prize for “Brand Building through Inclusive Growth Initiatives” at the Corporate Communication Excellence Awards 2017 organized by the SCOPE.</li> </ul>
2018 .....	<ul style="list-style-type: none"> <li>• Received the Vishwakarma award for Gurugram World HQ project.</li> <li>• Received two awards at the Dainik Bhaskar India Pride Awards 2018 for ‘Excellence in Navratna’ and HOD in the Finance category.</li> <li>• Received the most efficient NBFC award at the Chambers of Indian Micro, Small and Medium Enterprise Awards 2018.</li> <li>• Received the award for ‘Excellence in Financial Services’ at the Dun &amp; Bradstreet PSU Awards 2018.</li> <li>• Received the DSIJ PSU Award 2018 for “India’s Best Public Sector Undertaking Award, 2018 – Highest Wealth Creator-Market Returns (Navratna)”.</li> </ul>

Calendar Year	Awards/Accreditations
2019 .....	<ul style="list-style-type: none"> <li>• Received Golden Peacock Awards – 2018 for Corporate Governance &amp; Sustainability.</li> <li>• Received CIMSME Banking Excellence Award.</li> <li>• Received Award for Best PSU Issuer on Electronic Bidding Platform of NSE.</li> <li>• Received Award for highest employee efficiency enterprise by Dalal Street Investment Journal.</li> <li>• Received India Smart Grid Forum (ISGF) Innovation Awards 2019 for Best Project for Household Electrification.</li> <li>• Won SCOPE CC Excellence Awards 2019 under the following three categories: <ul style="list-style-type: none"> <li>• 1st prize in Best House Journal English (for WattsUp)</li> <li>• 2nd prize in Best Internal Communication Campaign (for REC Engage)</li> <li>• 3rd prize in effective use of digital media (for Saubhagaya scheme)</li> </ul> </li> <li>• Received the “Highest Wealth Creator – Market Returns Navratna” Roll of Honour from Dalal Street Investment Journal.</li> <li>• Received “PSE Excellence Award, 2018” by the Indian Chamber of Commerce (ICC), as runner up in the Navratna &amp; Maharatna category, for excellence in corporate governance.</li> <li>• Received the ICAI Award for Excellence in Financial Reporting for Fiscal 2019 in the “Public Sector Entities” category.</li> </ul>

*Notes:*

- (1) In recognition of our performance and our consistent achievement of targets negotiated under the MoU entered into with the Government on an annual basis, we have received the rating of “Excellent” by the Government in relation to our performance for fulfilling the targets pursuant to the MoU, from Fiscal 1994 to 2017 (and were rated “Very Good” in Fiscal 2018).
- (2) We have also been ranked among the top ten public sector undertakings for Fiscals 2015, 2016, 2017 and 2018 by the Ministry of Heavy Industries and Public Enterprises, the Government.

## OUR PRODUCTS

Our principal products are long-term loans and STLs. Additionally, we may offer debt-refinancing and bridge loans from time to time. All of our financial products are denominated in Rupees.

The table below sets forth the total non-consolidated loan amounts outstanding for each of our financial products and the percentage of such amount against our total non-consolidated loan amounts outstanding for all financial products as of the respective dates indicated.

Sector	Fiscal 2017		Fiscal 2018		Fiscal 2019		Nine Months Ended December 31, 2019	
	Amount	%	Amount	%	Amount	%	Amount	%
<i>(in Rs. million, except in percentages)</i>								
Long-term loans .....	1,983,398.2	98.22	2,338,013.4	97.64	2,790,216.8	99.22	3,064,087.0	99.67
Short-term loans .....	35,888.5	1.78	56,480.0	2.36	21,880	0.78	10,164.2	0.33
<b>Total .....</b>	<b>2,019,286.7</b>	<b>100.00</b>	<b>2,394,493.4</b>	<b>100.00</b>	<b>2,812,096.8</b>	<b>100.00</b>	<b>3,074,251.2</b>	<b>100.0</b>

---

Notes:

(1) Includes debt refinancing and bridge loans.

## Long-term Loans

We offer our long-term loans to central-sector power utilities, state-sector power utilities, joint-sector power utilities, state power departments, private sector power utilities and rural electricity cooperatives. Our long-term loans are generally sanctioned with respect to a specific power-related project at project inception or as bulk loans for procurement of equipment. Our long-term loans to the public sector for transmission and distribution projects typically require the borrower to obtain a state government guarantee of the loan and/or hypothecate a portion of its existing assets or hypothecate all of its project assets to secure the loan. The percentage of guarantee and hypothecation of assets differs on a case-to-case basis.

## Short-term Loans

We offer short-term loans to our state sector borrowers and private sector borrowers to meet their immediate working capital requirements, including for the purchase of fuel for power plants, system and network maintenance, including transformer repairs, the purchase of power, the purchase of materials and minor equipment.

## Other

**Debt Refinancing:** We may offer a debt refinancing scheme for borrowers who have borrowed funds from other lending institutions at a higher rate of interest. The refinancing facility is available generally for commissioned projects. We offer our debt refinancing products on the same interest rate terms as our long-term loans; however, the maturity of our debt refinancing products is generally not later than the maturity of the refinanced indebtedness.

**Bridge Loans:** We may provide short-term bridge loan financing for borrowers that have been sanctioned financial assistance from or through us, primarily in the form of grants or long-term loans, and have received a sanction letter for the funding but are awaiting disbursements pending formalities or clearances.

**Short-term Loans to Equipment Manufacturers:** We may offer STLs to manufacturers of equipment or materials. To be eligible to receive these loans, the equipment manufacturers must have been awarded a firm order for executing contracts in power projects in India by power utilities. We do not currently have any such loans outstanding.

**Medium-term Loans:** We offer MTLs to the Central/State Government Power Utilities and State Governments that are not in default with respect to our Company, for the following purposes:

- purchase of fuel for power plant;
- system and network maintenance, including transformer repairs;
- purchase of power; and
- any other requirements due to *inter alia* inadequate tariff revisions, repayment of loan obligations and delay in receipt of support from the Government.

MTLs are not provided to the following categories of customers:



- customers who are in default with respect to our Company; and
- utilities categorised as Grade “C”.

These loans have a loan period of more than 1 year and upto a maximum of 3 years.

***Loans for Power Purchase through Indian Energy Exchange:*** In December 2009, our Board approved a new scheme pursuant to which we intend to finance power purchases made through the India Energy Exchange, which is one of two energy exchanges operating in India. It is currently intended that these power purchase loans may be offered to our existing public sector borrowers for the purpose of non-speculative purchases of power through the exchange with a maturity of 90 days from disbursement. Power purchase loans will be secured by escrow arrangements or bank guarantees at the discretion of the borrower.

### **Our Lending Policies**

Our Company has well-developed policies and/or guidelines in order to streamline the funding process. Regular review based on prevailing market practices, formulation of new policies and guidelines are also being carried out from time to time to strengthen the funding process. Some of the major lending guidelines and/or policies formulated by our Company are:

- entity appraisal guidelines;
- conventional generation project appraisal guidelines;
- renewable energy project appraisal guidelines;
- guidelines for transmission and distribution schemes;
- guidelines for renewable energy projects;
- guidelines for generation Renovation & Modernisation Projects;
- guidelines for system improvement (SI);
- policy for STL;
- policy for MTL;
- project monitoring guidelines for generation and SI projects;
- guidelines for financing coal mining projects;
- guidelines on the framework for projects under implementation and monitoring of stressed assets based on RBI notifications;
- guidelines on project financing framework for flexible structuring based on the RBI notifications;
- guidelines on refinancing of project loans based on the RBI notifications;
- policy for funding against regulatory assets (excluding return on equity component) of power utilities; and
- policy for post commercial operation date timely payment interest rate rebate;

- (q) policy for Investment of surplus funds; and
- (r) policy for long term investments.

### **Project Financing Process**

While specific terms and conditions may vary for different types of loans provided to different sectors of borrowers, project financing will generally follow the following processes:

**Loan Application:** The prospective borrower provides a set of information and the funding requirements in the pre-specified formats. There are different kinds of formats for different kind of projects or loans.

The appraisal guidelines for all the projects have been divided into two parts - entity appraisal and project appraisal.

**Entity Appraisal:** Our Company has its own guidelines for the appraisal of private sector conventional and renewable power generation projects. The appraisal is carried out for the core promoters on the basis of the financial performance, creditworthiness, management proficiency and sectoral experience of the promoter entities. The interest rates charged, and security structure required, by our Company are linked to the grades assigned to the private sector projects.

**Project Appraisal:** Project appraisal consists of technical and financial appraisal of the projects indicating technical feasibility and financial viability and debt servicing capability of the project, along with the project execution abilities of the management. During the project appraisal process, our Company identifies the risks and quantifies them in order to decide the grading of projects so as to determine the exposure as well as the lending rates. The key instruments used at this stage are:

- (a) due diligence on various project parameters such as the technology used, the status of various approvals and clearances, the fuel supply arrangement, the water supply arrangement, the power supply arrangements, transportation arrangement and the power evacuation system;
- (b) the project grading matrix;
- (c) the financial model; and
- (d) the site visit report.

**Loan Sanction:** Once the decision on funding is approved by the competent authority, the quantum of funding, the stipulation of pre-commitment conditions, pre-disbursement and post-disbursement conditions are determined and communicated to the borrower through the issue of a sanction letter. Along with the terms and conditions, our Company prepares a list of key parameters that could trigger re-appraisal and re-grading of the account. This list is being developed based on the results of the sensitivity analysis.

**Loan Documentation:** After the sanction of a loan, the process of loan documentation and execution of different agreements such as, among others, the trust and retention agreement, the security trustee agreement and other financing and security documents are done.

**Funding:** After the documentation and funding requirement are received from the borrowers at different stages of the project and after reviewing the pre-disbursement conditions, the funds are disbursed to the borrower for the development and/or construction of power projects.

**Monitoring and Review:** Since the conditions prevailing at the time of the appraisal cannot be expected to remain the same throughout the life of the project, there is a need for the periodic review of the status and progress. The key parameters for monitoring are developments with respect to licences, the commercial performance of the borrower, key contracts and events having an impact on the project, deviations with respect to compliance to terms and conditions and collateral securities and variance with respect to key risk parameters.

**Re-grading of the Project:** Re-grading of the project can be initiated, if there is significant variance on key parameters relating to:

- (a) the pre-commissioning stage such as a status change in statutory licences, major developments in acquisition of land, developments of key contracts, changes to project implementation schedule and time and cost overrun in the project; and
- (b) the operation and maintenance stage such as the commissioning of units, actual operating parameters and developments with respect to financial parameters.

**Re-appraisal of the Project:** Re-appraisal of the project may be initiated either by our Company or at the request of the borrower. The details are as follows:

- (a) re-appraisal may be initiated by our Company when there are developments with respect to time durations between loan sanction and disbursement, significant changes to project costs, major events such as natural disasters and policy-related changes, changes to collateral securities and changes in the project stage; and
- (b) in the instance when the borrower requests additional funding or the lowering of the interest rates. Depending upon the changes in the integrated rating of the borrower, after the re-appraisal, the terms and conditions may be revised, further disbursements may be stopped, the loan may be rescheduled and the loan may be restructured.

### **Grading of State Power Utilities**

Our Company has well defined policies and guidelines for the grading of SPUs (the **SPU Grading Guidelines**). The guidelines for grading of SPUs (generation/transmission and trading utilities) are reviewed periodically in view of significant changes in the power sector. During 2018, the SPU Grading Guidelines were reviewed and modified incorporating suitable parameters in line with the changing scenario.

For the purposes of funding, the Company has classified state power generation and transmission utilities into A++, A+, B and C categories. The categorization (biannually) of state power generation and transmission utilities is based on the evaluation of the utility's performance against specific parameters covering operational and financial performance including, among others, the regulatory environment and audited financial statements and others. With regard to state power distribution utilities (including SEBs/utilities with integrated operations), the Company adopts the MoP's integrated ratings by aligning such ratings or grading with the Company's standard categories of A+, A, B and C. The categorization enables our Company to determine credit exposure limits and interest rates to SPUs.

### **Recovery**

Our Company's status as a public finance institution provides access to the SARFAESI Act, 2002 which grants certain special rights to banks and financial institutions to enforce their security interests without the intervention of the courts. Further, the Recovery of Debts Due to Banks and Financial Institutions Act, 1993 (the **Debt Recovery Act**) provides for the establishment of debt recovery

tribunals for the expeditious adjudication and recovery of debts due to any bank or public financial institution or to a consortium of banks and public financial institutions. Under the Debt Recovery Act, the procedures for recoveries of debt have been simplified and time frames have been fixed for speedy disposal of cases. Upon the establishment of the debts recovery tribunal, no court or other authority can exercise jurisdiction in relation to matters covered by the Debt Recovery Act, except for the higher courts in India in certain circumstances.

## THE SECTORS OF OUR BORROWERS

We sanction and disburse loans to central and state public sector, joint sector and private sector borrowers, as well as to rural electricity cooperatives.

The table below sets forth our non-consolidated loan sanctions by the borrower's sector and the percentage of such amount against our total non-consolidated loan sanctions for all sectors for the periods indicated.

Sector	2017		2018		2019		Nine Months Ended December 31, 2019	
	Amount	%	Amount	%	Amount	%		
	<i>(in Rs. million, except in percentages)</i>							
Public sector.....	771,202.9	91.95	1,068,279.0	99.34	965,843.4	83.29	856,628.8	89.33
Private sector .....	67,505.3	8.05	7,061.6	0.66	193,730.1	16.71	102,352.1	10.67
<b>Total .....</b>	<b>838,708.2</b>	<b>100.00</b>	<b>1,075,340.6</b>	<b>100.00</b>	<b>1,159,573.5</b>	<b>100.00</b>	<b>958,980.9</b>	<b>100.00</b>

The table below sets forth our non-consolidated loan disbursements by the borrower's sector and the percentage of such amount against our total non-consolidated loan disbursements for all sectors for the periods indicated.

Sector	Fiscal 2017		Fiscal 2018		Fiscal 2019		Nine Months Ended December 31, 2019	
	Amount	%	Amount	%	Amount	%	Amount	%
	<i>(in Rs. million, except in percentages)</i>							
Public sector.....	522,583.5	90.04	588,013.7	95.28	704,827.5	97.67	485,326.80	90.78
Private sector .....	57,802.6	9.96	29,111.0	4.72	16,826.8	2.33	49,291.90	9.22
<b>Total .....</b>	<b>580,386.1</b>	<b>100.00</b>	<b>617,124.7</b>	<b>100.00</b>	<b>721,654.3</b>	<b>100.00</b>	<b>534,618.70</b>	<b>100.00</b>

The table below sets forth our non-consolidated loan amount outstanding by the borrower's sector and the percentage of such amount against our total non-consolidated loan amounts outstanding for all sectors as of the respective dates indicated.

Sector	Fiscal 2017		Fiscal 2018		Fiscal 2019		Nine Months Ended December 31, 2019	
	Amount	%	Amount	%	Amount	%	Amount	%
	<i>(in Rs. million, except in percentages)</i>							
Public sector.....	1,687,032.5	83.55	2,062,453.4	86.13	2,477,191.4	88.09	2,710,707.7	88.17
Private sector .....	332,254.2	16.45	332,040.0	13.87	334,905.4	11.91	363,543.5	11.83
<b>Total .....</b>	<b>2,019,286.7</b>	<b>100.00</b>	<b>2,394,493.4</b>	<b>100.00</b>	<b>2,812,096.8</b>	<b>100.00</b>	<b>3,074,251.2</b>	<b>100.00</b>

## GEOGRAPHICAL CLASSIFICATION OF OUR TOP TEN BORROWERS

The table below sets forth the geographical classification of the top ten borrowers based on the non-consolidated total amounts outstanding as of December 31, 2019:

S. No.	Name of Borrower	Amount Outstanding (in Rs. million)	% Exposure of total loan amounts outstanding
1.	Maharashtra State Electricity Distribution Company Limited	215,603.6	7.01
2.	Tamil Nadu Generation and Distribution Corporation	165,776.5	5.39

S. No.	Name of Borrower	Amount Outstanding (in Rs. million)	% Exposure of total loan amounts outstanding
3.	Maharashtra State Power Generation Company Limited	129,448.5	4.21
4.	Rajasthan Rajya Vidyut Utpadan Nigam Limited	121,146.2	3.94
5.	Telangana Power Generation Corporation	118,423.7	3.85
6.	Tamil Nadu Transmission Corporation (TANTRANSCO)	100,936.4	3.28
7.	Andhra Pradesh Power Generation Corporation (APGENCO)	96,701.4	3.14
8.	Nabinagar Power Generating Co. Pvt Ltd	87,750	2.85
9.	Telangana State Water Resources Infrastructure Development Corporation Ltd. (TSWRIDC)	76,981	2.50
10.	Uttar Pradesh Power Corporation Limited	75,551.9	2.46

## OUR PARTICIPATION IN GOVERNMENT PROGRAMMES

The Government has initiated a number of programmes aimed at accelerating the growth and development of the power sector. We play a key role in implementing the following programmes.

### SAUBHAGYA - PRADHAN MANTRI SAHAJ BIJLI HAR GHAR YOJANA

The Prime Minister launched the Saubhagya scheme on September 25, 2017 to achieve universal household electrification in India through electrification of all households in both rural and urban areas. Our Company has been designated by the MoP as the nodal agency for operationalization of the Saubhagya scheme. The capital outlay of Saubhagya scheme is Rs. 163,200 million including a gross budgetary support of Rs. 123,200 million.

The Scheme has inherent features of ‘Sahaj’ i.e. Simple/Easy/Effortless and ‘Har Ghar’ i.e. universal coverage. The other key elements of the scheme are as follows:

- No upfront fee for availing electricity connection: The prospective beneficiary households for free electricity connections under the scheme would be identified using Socio Economic Caste Census (SECC) 2011 data. However, un-electrified households not eligible as per SECC data would also be provided electricity connections under the scheme, for which Rs. 500 shall be recovered by DISCOMs in 10 instalments of Rs. 50 each along with electricity bills.
- Organisation of camps in villages/cluster of villages for “on the spot” registration and release of connections.
- Use of mobile applications for identification.
- SPV-based standalone systems for households located in remote and inaccessible areas.
- Web-based near real time monitoring and updating of progress.
- Communication plan for creating awareness about the scheme and its benefits to the targeted population to motivate them to avail electricity connections.
- Flexibility to states in the mode of implementation (departmental/turnkey/semi-turnkey).
- All DISCOMs including private sector DISCOMs, state power departments and co-operative societies are eligible for financial assistance.

### Progress:

- As of March 31, 2019, cumulatively 26.3 Million households have been electrified since the launch of the Saubhagya Scheme – out of which 22.2 Million households have been electrified during Fiscal 2019.
- All states have achieved electrification of all remaining (and willing) households on the Saubhagya web portal under the Saubhagya Scheme, except Chhattisgarh where some un-electrified households are located in highly inaccessible areas due to left-wing extremism issues.
- Uttar Pradesh, Assam, Jharkhand, Rajasthan, Chhattisgarh, Karnataka and Manipur have recently requested for extension of time in order to approximately 1.91 million households that were unwilling earlier but are now willing and which were identified prior to March 31, 2019 under the Saubhagya Scheme. States have reported progress of electrification of 0.99 million households as of December 31, 2019.

Pursuant to the directions of the MoP and the MoF, our Company has issued non-convertible debentures in the nature of ‘GOI Fully Serviced Bonds’, through private placement. The servicing of interest and repayment of principal shall be met by the GOI through making suitable budgetary provisions. The funds raised through the GOI Fully Serviced Bonds have been utilized exclusively for the purpose of DDUGJY and SAUBHGAYA Scheme. Funds raised in Fiscal 2018 and Fiscal 2019 in this respect are Rs. 40,000 million and Rs. 138,270 million, respectively.

### **Electrification of Un-electrified Villages**

India’s rural electrification programme passed through several stages of improvement with appropriate intervention at Government level. In spite of various programmes implemented by the Government, as at April 1, 2015, there were 18,452 villages that remained un-electrified.

In the Independence Day address to India on August 15, 2015, Hon’ble Prime Minister pledged that all remaining un-electrified villages in India would be electrified within 1,000 days with the help of states and local bodies. Accordingly, the MoP had expedited the electrification of all 18,452 villages as a priority. As these remaining 18,452 un-electrified villages were located in inaccessible areas involving tough terrain (including thickly forested and mountainous regions), inclement weather, areas facing right of way issues, areas plagued by insurgency, left-wing extremism, etc, the following measures and intensive monitoring mechanism strategies have been adopted:

- Categorisation of the entire process of village electrification into 12 milestones.
- Deployment of engineers (‘Gram Vidyut Abhiyanta’) at block/district levels for providing assistance at field level.
- Development of a dedicated web-portal (‘GARV App’ ([www.garv.gov.in](http://www.garv.gov.in))), well acknowledged for its transparent and accountable mechanism, for monitoring, through an online system, the progress of electrification of all 18,452 un-electrified villages along with the various milestones of the village electrification progress.
- Adoption of a cluster-based implementation approach.
- Priority being given for RE as a separate component.
- Flexibility in the mode of execution (i.e. turnkey/partial turnkey/departmental).
- In cases where grid connectivity is not feasible or not cost effective, extension of decentralized distribution / generation.

- Regular review meetings at the highest level of the Government.
- State specific review meetings at the Hon'ble Chief Ministers level.
- Ensuring adequate funds for village electrification.

During the course of the village electrification process, states reported an additional 1,227 villages as un-electrified. Accordingly, our Company made all concerted efforts in the facilitation of their electrification and made available adequate funds in this respect. In order to approach remote villages in Jammu & Kashmir and Arunachal Pradesh, which were difficult to reach, materials were air lifted through choppers of the Indian Air Force. Further, assistance of railways was also availed for transporting voluminous materials to some parts of Arunachal Pradesh. In remote areas where none of the options of sophisticated transportation were available, materials were transported through manual head loading.

Based on the above initiatives and collective efforts of various states and other stakeholders, on April 28, 2018 it was announced that electrification of all un-electrified census inhabited villages in India had been achieved, totalling to 18,374 villages excluding the 1,305 uninhabited villages.

### **Deendayal Upadhyaya Gram Jyoti Yojana (DDUGJY)**

DDUGJY is the flagship scheme of the Government covering all aspects of rural power distribution. Under the scheme 60% of the project cost (85% for special states) is provided as grant by Government and an additional grant of up to 15% (5% for special States) is provided by the Government on the achievement of prescribed milestones. All erstwhile RE schemes have been subsumed in DDUGJY. Our Company is the nodal agency for the operationalization of DDUGJY.

DDUGJY aims to facilitate the attainment of '24x7 Power for All' in the country through the following project components:

- (a) separation of agriculture and non-agriculture feeders facilitating continuous quality power supply to non-agricultural consumers and adequate power supply to agricultural consumers in the rural areas;
- (b) strengthening and augmentation of sub-transmission and distribution infrastructure in rural areas;
- (c) micro-grid and off-grid distribution network;
- (d) metering of distribution transformers/feeders/consumers; and
- (e) rural electrification works (including the erstwhile RE schemes).

Under the scheme, all villages/ habitations are eligible without any population criteria.

In order to realize the objectives of the scheme, participation of all stakeholders particularly, public representatives have already been institutionalized through the constitution of District Electricity Committees (**DISHA**) under the Chairmanship of the senior most member of Parliament. DISHA is empowered to monitor and review the implementation of DDUGJY.

### **Prime Minister Development Package for Jammu & Kashmir 2015( PMDP)**

The Prime Minister Development Package for Jammu & Kashmir 2015 was announced by the Hon'ble Prime Minister on November 7, 2015. The project cost of Rs. 25,701.40 million (including

Government's grant of 90% i.e. Rs. 23,016.20 million) was approved. The PMDP project includes distribution / system strengthening projects for rural areas and aims at connecting households by replacing barbed wires and worn-out poles, replacing UG cables at tourist locations, installing consumer metering, constructing 33/11 KV sub-stations in industrial areas and electrical infrastructure at shrines. The cost of the distribution strengthening project in rural areas amounted to Rs. 11,577.50 million, for which funds were released through our Company by the Government.

#### Performance during Fiscal 2019:

##### **Sanction:**

Under DDUGJY, additional infrastructure was sanctioned by the MoP to support household electrification under Saubhagya. During Fiscal 2019, Rs. 142,700 million (including the Government's grant of Rs. 112,377.90 million) has been sanctioned to States.

##### **Fund release:**

The subsidy from the Government is channeled through our Company and the matching contribution is infused by the respective State governments and through loans from implementing agencies.

Under the DDUGJY & PMDP Scheme, the Government's grant totalling Rs. 169,206.60 million (including Rs. 121,342.60 million for DDUGJY grid, Rs. 4,562.10 million for PMDP, Rs. 1,409.70 Million for DDUGJY off-grid and Rs. 41,892.20 million for additional infrastructure) has been released to the states in Fiscal 2019.

##### **Progress of electrification:**

During Fiscal 2019, under DDUGJY 1,782 sub-stations (new and augmentation) and 0.44 million distribution transformers have been commissioned. Further, 246,717 CKms Feeders (including new 11 KV lines) have been erected.

##### **Integrated Power Development Scheme (IPDS)**

Sanction of the President of India was conveyed for the launch and implementation of an "Integrated Power Development Scheme" (**IPDS**) with the following components:

- (a) strengthening of sub-transmission and distribution networks in the urban areas;
- (b) metering of distribution transformers, feeders and consumers in the urban areas; and
- (c) IT enablement of the distribution sector and strengthening of the distribution network, according to the CCEA approval dated June 21, 2013, for the completion of the targets laid down under R-APDRP for the 12th Plan and 13th Plan by carrying forward the approved outlay for R-APDRP to IPDS.

The components mentioned in (a) and (b) above will have an estimated outlay of Rs. 326,120.0 million, including budgetary support of Rs. 253,540.0 million from the Government during the entire implementation period.

The scheme of R-APDRP, as approved by CCEA for continuation in the 12th Plan and 13th Plan will get subsumed in this scheme as a separate component relating to IT enablement of the distribution sector and strengthening of the distribution network, mentioned in (c) above, for which CCEA has already approved the scheme cost of Rs. 440,110 million, including budgetary support of Rs. 227,270 million.



## **National Electricity Fund (NEF)**

The interest subsidy scheme became operational during Fiscal 2013. The scheme was introduced by the Government to promote capital investment in the distribution sector. The scheme aims to provide interest subsidies linked with reform measures on loans taken by private and public power distribution utilities for approved power distribution infrastructure projects.

The NEF would provide interest subsidies aggregating to Rs. 84,660 Million (spread over a maximum loan tenor of 14 years against the loan amount of Rs. 250,000 million) for distribution projects approved during 2012-13 and 2013-14. The pre-conditions for eligibility are linked to certain reform measures to be achieved by DISCOMs. Interest subsidies to the tune of 3-7%, are linked to the achievement of mainly two efficiency benchmarks i.e. reduction of AT&C losses and reduction in the revenue gap (ACS and ARR).

Our Company is the nodal agency for the scheme with a mandate to operationalize the scheme and pass on the benefit of the interest subsidy to eligible distribution utilities. Our Company receives service charges at the rate of 0.5% of the total loan amount approved by the NEF Steering Committee.

The interest subsidy shall be released on the basis of continual improvement in performance of DISCOMs (mainly reduction of AT&C losses and reduction in Revenue Gap between ACS and ARR) to be evaluated on an annual basis during the loan tenor. An independent evaluator has been appointed for the evaluation of the interest subsidy proposal. It is expected that the NEF scheme will supplement the efforts of the Government and result in improvement in the distribution sector in India. The NEF scheme has given an opportunity to the Company to enhance its business prospects in the power distribution sector.

As of December 31, 2019, the NEF Steering Committee has approved interest subsidies amounting to Rs. 2,890.8 Million to eligible DISCOMs based on the performance criteria evaluated by the independent evaluator and the Company. DISCOMs have started getting the interest subsidy amounts under the scheme and the benefits shall ultimately be passed on to the consumers of the respective DISCOMs.

## **Ujwal DISCOM Assurance Yojana (UDAY)**

The Government, in the financial year ended March 31, 2016, announced 'Ujwal DISCOM Assurance Yojana', a scheme that aims to bring about a financial turnaround for and revival of power distribution companies and ensure sustainable solutions to the financial constraints of DISCOMs. This scheme involves defined initiatives that are aimed at improving operational efficiencies of DISCOMs, reducing the cost of power, reducing the interest cost of DISCOMs and enforcing financial discipline through alignment with state finances. Our Company has been supporting the MoP in relation to effective monitoring of the UDAY scheme and has established a state-of-the-art web-portal and an online application for monitoring the performance of State DISCOMs. This has resulted in transparency and accountability leading to improvement in the operational efficiency and cost-effectiveness of DISCOMs.

As at March 31, 2019, 16 comprehensive and 16 operational MoUs have been signed amongst SPUs, States and the MoP. Under the scheme, the States/DISCOMs have issued bonds for Rs. 2,321,633 million for payment of their loans. The reduction in the rates of interest with respect to State / DISCOM bonds (as compared to earlier rates) is approximately 3%. The other significant positive results are the declining gap between ACS and ARR as well as the reduction in average AT&C losses of UDAY States.

## **Incorporation of Asset Reconstruction and Management Company for warehousing of stressed power assets: PARIWARTAN**

There has been some stress in the conventional power generation capacity in India due to various reasons such as lack of power purchase agreements, fuel supply arrangements, transmission connectivity, regulatory issues, promoter inefficiencies and the weak financial health of DISCOMs. Due to sectoral issues within the power sector, the resolution plans under Insolvency and Bankruptcy Code, 2016 (IBC framework) may be sub-optimal. Accordingly, the Company has finalised an advanced action plan to collaborate with other power sector players to warehouse and revitalize such assets and set up an Asset Reconstruction and Management Company (PARIWARTAN) to takeover and revive such assets in order to optimize the value for the lenders.

The Board in their meeting held on September 14, 2018 gave their approval for the incorporation of an Asset Reconstruction and Management Company (**ARC**) under the Indian Companies Act 2013, to be promoted jointly by the Company along with other financial/power sector institutions such as PFC and NTPC, etc. as co-sponsors. The relevant application to RBI for registration of an ARC is being submitted in accordance with the SARFAESI Act.

## **INTERNATIONAL COOPERATION AND DEVELOPMENT**

In Fiscal 2005, we set up our International Cooperation and Development division to coordinate with bilateral and multilateral agencies for project-based funds and to forge partnerships with international agencies.

Our Company tied up five lines of credit under Official Development Assistance (**ODA**) from bilateral agencies, comprising two lines of credit from the Japan International Cooperation Agency and three lines of credit from KfW, the development arm of the government of Germany.

**JICA.** In Fiscal 2006, we entered our first loan agreement with JICA which provides for financial assistance of JPY20,629 million, which was restated to JPY 16,949.38 million with effect from August 29, 2012, to be utilized for the implementation of the Rural Electricity Distribution Backbone Project, which provides loan assistance for the improvement of sub-transmission systems, reduction of transmission and distribution losses and the expansion of access to electricity for unelectrified households for different economic activities through the construction of sub-stations and associated distribution lines in the states of Andhra Pradesh, Maharashtra and Madhya Pradesh.

In Fiscal 2008, we entered into a second loan agreement with JICA for financial assistance of JPY20,902 million, which was restated to JPY13,000 million with effect from February 18, 2012 and was further restated to JPY 11,809 million with effect from March 31, 2016, to be utilized for the implementation of the Haryana Transmission System Project. A second amendment letter dated August 1, 2016 was entered into for amending the amortization schedule of the loan agreement.

**KfW.** Our International Cooperation and Development division has also arranged three lines of credit from KfW under the Indo-German Bilateral Cooperation for our Energy Efficiency Programme.

In Fiscal 2007, we entered into our first loan agreement with KfW which provides for financial assistance of EUR70 million to be utilized for the implementation of HVDS projects. The objective of these projects is to reduce line losses, improve voltage drops and provide reliable power supply in selected districts of Andhra Pradesh. Pursuant to this loan agreement, we also entered into an agreement with KfW for a grant contribution of EUR 500,000 which is to be used exclusively for strengthening our position and the position of the power distribution companies to whom we grant a loan pursuant to our first loan agreement with KfW.

In Fiscal 2009, we entered into our second loan agreement with KfW which provides for financial assistance of EUR 70 million to be utilized for implementation of HVDS projects in selected districts of Haryana. Simultaneously, we entered into a second financing agreement with KfW for a maximum amount of EUR 500,000 which is to be used exclusively for strengthening our position and the position of the power distribution companies to whom we grant a loan pursuant to our second loan agreement with KfW.

In Fiscal 2012, we entered into our third loan agreement with KfW which provides for financial assistance of EUR100 million to be utilized for renewable energy projects under “Clean Energy for Rural Development”.

In Fiscal 2019, we entered into our fourth loan agreement with KfW which provides for financial assistance of USD 228 million to be utilized for renewable energy projects.

As of December 31, 2019, our Company had JPY 1,764.88 million outstanding under the JICA facilities and EUR 55.15 million and USD 90.12 million under the KfW facilities.

## **OUR SPECIALISED KNOWLEDGE**

We have developed special technical expertise in distribution systems which we utilize to ensure the continual enhancement of the knowledge of our borrowers, including SPUs. In order to capitalize commercially on our specialised knowledge, we have incorporated REC Transmission Projects Company Limited and REC Power Distribution Company Limited.

## **REC INSTITUTE OF POWER MANAGEMENT AND TRAINING**

The REC-Institute of Power Management and Training (**REC-IPMAT**), earlier known as the Central Institute for Rural Electrification, was established at Hyderabad in 1979 under the guidance of the Company to cater to the training and development needs of engineers and managers of power sector organizations. REC-IPMAT has conducted various programmes on the subjects of power generation, transmission, distribution and renewable energy sources and other related issues/topics.

## **OUR OFFICES**

We service our clients through a network of 20 regional offices, one sub office and one state office spread across India. Our regional offices play an integral role in the development of our relationships with our clients, the operation and promotion of our business and in our loan appraisal, loan sanction and post-sanction monitoring processes. Our regional offices are located in the cities of Mumbai, Bengaluru, Hyderabad, Guwahati, Patna, Vijaywada, Panchkula, Shimla, Jammu, Thiruvananthapuram, Shillong, Bhubaneswar, Jaipur, Chennai, Dehradun, Lucknow, Kolkata, Bhopal, Imphal, Itanagar, Raipur and Ranchi. Our sub-office and state office are located at Varanasi and Vadodara, respectively. Our proximity to our clients enables us to service our clients on a local level, keep abreast of local issues and to closely monitor the projects we finance.

Our regional offices are staffed with personnel trained to appraise and monitor projects and are headed by a chief project manager, who provides information about terms and conditions of financial products, rates of interest and other market conditions. The regional offices coordinate our programmes with our borrowers on a local level and facilitate the formulation and implementation of schemes and the granting of loan sanctions and loan disbursements for transmission and distribution projects, generation projects and projects under the DDUGJY and SAUBHAGYA scheme.

In respect of requests for loans or sanctions, our regional offices receive detailed project reports formulated by our borrowers. The regional office generally performs the initial evaluation of the project and provides its recommendations to our corporate offices. In the event a loan is sanctioned, it

is conveyed through our regional office along with the terms and conditions of the loan. The regional office is responsible for the execution of the legal documents for the loan, as well as the implementation of the security mechanism provided for by the terms and conditions stipulated in the sanction letter. Following disbursement of the loan, the regional office, together with our corporate office, is responsible for monitoring the scheme.

## RESOURCE MOBILISATION

We generally fund our assets, primarily comprising loans to the power sector, with borrowings of various maturities in the domestic and international markets. Our market borrowings include bonds, STLs, MTLs, long-term loans and external commercial borrowings. As of December 31, 2019, we had total non-consolidated outstanding market borrowings of Rs. 2,627,402.3 million.

The following table sets forth our consolidated indebtedness classified by Rupee-denominated and foreign currency- denominated sources and the percentages such resources constituted of our total consolidated indebtedness as of the periods indicated. The Rupee equivalents of foreign currency-denominated debts (other than those that are already fully hedged) are translated with reference to rates of exchange prevailing as at the end of all the periods indicated.

Resource Denomination	As of March 31,					
	2017		2018		2019	
	Amount	%	Amount	%	Amount	%
	<i>(in Rs. million, except in percentages)</i>					
Rupee .....	1,463,664.0	87.41	1,689,144.5	85.00	2,044,583.9	85.47
Foreign currency .....	210,805.5	12.59	298,065.9	15.00	347,575.1	14.53
<b>Total .....</b>	<b>1,674,469.5</b>	<b>100.00</b>	<b>1,987,210.4</b>	<b>100.00</b>	<b>2,392,159.0</b>	<b>100.00</b>

The table below sets forth our non-consolidated indebtedness classified by Rupee-denominated and foreign currency- denominated sources and the percentages such resources constituted of our total non-consolidated indebtedness as of the respective periods indicated.

Sector	As of March 31, 2019		As of December 31, 2019	
	Amount	%	Amount	%
	<i>(in Rs. million, except in percentages)</i>			
Rupee .....	2,045,288.3	85.47	2,161,041.6	82.25
Foreign currency .....	347,575.1	14.53	466,360.7	17.75
<b>Total .....</b>	<b>2,392,863.4</b>	<b>100.00</b>	<b>2,627,402.3</b>	<b>100.00</b>

For additional information on our financial indebtedness, see the section titled “*Assets and Liabilities*” in this Offering Circular.

## INVESTMENT OPERATIONS

The primary objective of our investment policy is the prudent management of surplus funds so as to achieve optimal returns. We aim to use our treasury operations to manage our liquidity. Our investments of short-term surplus are primarily in bank deposits and debt-based schemes of public mutual funds for a period of one year beginning July 9, 2009 or the date of any modification of the guidelines issued by the Government for investment of surplus funds in debt-based schemes of public mutual funds, whichever is earlier.

## COMPETITION

Our primary competitors are public sector banks, private banks (including foreign banks), multi-lateral development institutions and other financial institutions. For further details, see the section titled “*Industry Overview*” in this Offering Circular.

## **REGULATIONS AND POLICIES**

We are a public limited company under the Companies Act and are notified as a public financial institution under Section 2 (72) of the Companies Act. We are also registered with the RBI as an NBFC. We are a government company within the meaning of Section 2(45) of the Companies Act and are exempted from applicability of provisions of the RBI Act, 1934 relating to the maintenance of liquid assets and creation of reserve funds and directions relating to the acceptance of public deposits. We are exempted from the RBI prudential norms. For further details, see the section titled “*Regulations and Policies*” in this Offering Circular.

## **EMPLOYEES**

Our executives have experience and domain knowledge in different fields of the power sector, including project appraisal, project financing, international finance and domestic resource mobilisation. As of December 31, 2019, we had 485 employees, of which 393 were executives and 92 were non-executive employees. As a matter of practice, we recruit professionally qualified persons through open advertisements. Additionally, we also take officials from the Government, state governments and public sector undertakings on deputation at various levels for their expertise.

Our non-executive employees are all affiliated with the REC Employees union, which is duly registered under the Trade Unions Act, 1926 as a trade union. We believe that we have a good relationship with this union and have not lost any time on account of strikes or labour unrest.

We continued to be on good terms with our employees in Fiscal 2019. There was no loss of man-days on account of industrial unrest. Regular interactions were held with the REC Employees union and the REC Officers Association on issues of employee welfare. This has helped to build an atmosphere of trust and cooperation between our Company and our employees, resulting in a motivated workforce and continued improvement in business performance.

## **Training and Development**

As a measure of capacity building, including the upgrading of employees’ skill sets and to ensure a high delivery of performance, training and human resource development continues to receive priority during Fiscal 2020. The training and human resource policy of our Company aims at sharpening the business skills and competence required for better employee performance and provides all possible opportunities and support to the employees to improve their performance and productivity. Training was also provided to promote better understanding of professional requirements as well as to sensitise employees to the socio-economic environment in which the business of our Company is carried out.

## **SUBSIDIARIES AND JOINT VENTURES**

### **REC Power Distribution Company Limited (RECPDCL)**

RECPDCL, a 100 per cent. owned subsidiary of our Company, was incorporated on July 12, 2007 as a public limited company with its CIN as U40101DL2007GoI165779 and its registered office situated at Core-4, SCOPE Complex, 7, Lodhi Road, New Delhi 110 003, India. It received its certificate of commencement of business on July 31, 2007. RECPDCL is presently engaged, among others, in the business to promote, develop, construct, own, operate, distribute and maintain up to 66 kV voltage electrification, distribution, electric supply lines and distribution systems.

The board of directors of RECPDCL currently comprises:

- Shri Ajeet Kumar Agarwal;

- Shri Sanjeev Kumar Gupta;
- Shri Sanjiv Garg;
- Shri Ajoy Choudhury

### **REC Transmission Projects Company Limited (RECTPCL)**

RECTPCL, a 100 per cent. owned subsidiary of our Company, was incorporated on January 8, 2007 as a public limited company with its CIN as U40101DL2007GoI157558 and its registered office situated at Core-4, SCOPE Complex, 7, Lodhi Road, New Delhi 110 003, India. It received its certificate of commencement of business on February 5, 2007. RECTPCL acts as “bid process coordinator” for the selection of transmission service providers for independent transmission projects allocated by the MoP from time to time, through a tariff-based competitive bidding process notified for inter-state transmission projects. In order to initiate development of each independent inter-state transmission project allocated by the MoP, RECTPCL incorporates project-specific SPVs as its wholly owned subsidiary companies. The wholly owned subsidiaries of RECTPCL are also wholly owned subsidiaries of our Company according to Section 2(87) of the Companies Act, 2013. After the selection of the successful bidder through the tariff-based competitive bidding process, the respective project-specific SPV, along with all its assets and liabilities, is transferred to the successful bidder.

The board of directors of RECTPCL currently comprises:

- Shri Ajeet Kumar Agarwal;
- Shri Sanjeev Kumar Gupta; and
- Shri V.K.Singh.

Pursuant to the MOP’s letter dated November 11, 2019, we were informed that the in-principle approval of the competent authority for amalgamation of RECPDCL and RECTPCL has been obtained, as per the terms and conditions mentioned in the scheme of amalgamation and subject to compliance of other statutory provisions and clearances.

As of December 31, 2019, RECTPCL had the following project specific SPVs as wholly-owned subsidiaries of RECTPCL and REC:

(1) ***Koderma Transmission Limited***

Koderma Transmission Limited was incorporated on March 19, 2018 as a SPV and is a wholly owned subsidiary of REC Transmission Projects Company Limited. Koderma Transmission Limited will undertake activities for the development of various elements of transmission system strengthening in Jharkhand. In this context, a two-stage bidding process featuring separate RFQ and RFP steps has been adopted in accordance with the tariff based competitive bidding guidelines of the MoP for the selection of a developer as a transmission service provider. The RFQ for the project was issued on February 10, 2018. Eight bidders participated at the RFQ stage and all eight have qualified to participate in the RFP. The RFP for the project was issued on June 15, 2018 and the bidding process is expected to conclude during Fiscal 2021.

The Board of directors of Koderma Transmission Limited currently comprises:

- Smt. Valli Natarajan;

- Shri Sanjay Shilendrakumar Kulshrestha; and
- Shri Mohan Lal Kumawat.

(2) ***Dumka Transmission Limited***

Dumka Transmission Limited was incorporated on March 23, 2018 as a SPV and is a wholly owned subsidiary of REC Transmission Projects Company Limited. Dumka Transmission Limited will undertake activities for the development of various elements of transmission system strengthening in Jharkhand. In this context, a two-stage bidding process featuring separate RFQ and RFP stages has been adopted in accordance with the tariff based competitive bidding guidelines of the MoP for the selection of a developer as a transmission service provider. The revised RFQ for the project was issued on June 9, 2018 and the bidding process is expected to conclude in Fiscal 2021.

The Board of Dumka Transmission Limited currently comprises:

- Smt. Valli Natarajan;
- Shri Sanjay Shilendrakumar Kulshrestha; and
- Shri Mohan Lal Kumawat.

(3) ***Mandar Transmission Limited***

Mandar Transmission Limited was incorporated on March 26, 2018 as a SPV and is a wholly owned subsidiary of REC Transmission Projects Company Limited. Mandar Transmission Limited will undertake activities for the development of various elements of transmission system strengthening in Jharkhand. In this context, a two-stage bidding process featuring separate RFQ and RFP stages has been adopted in accordance with the tariff based competitive bidding guidelines of the MoP for the selection of a developer as a transmission service provider. The RFQ for the project was issued on February 10, 2018. Eight bidders participated at the RFQ stage and all eight have qualified to participate in the RFP. The RFP for the project was issued on June 15, 2018 and the bidding process is expected to conclude in Fiscal 2021.

The Board of Mandar Transmission Limited currently comprises:

- Smt. Valli Natarajan;
- Shri Sanjay Shilendrakumar Kulshrestha; and
- Shri Mohan Lal Kumawat.

(4) ***Chandil Transmission Limited***

Chandil Transmission Limited was incorporated on March 14, 2018 as a SPV and is a wholly owned subsidiary of REC Transmission Projects Company Limited. Chandil Transmission Limited will undertake activities for development of various elements of transmission system strengthening in Jharkhand. In this context, a two-stage bidding process featuring separate RFQ and RFP stages has been adopted in accordance with tariff based competitive bidding guidelines of the MoP for the selection of a developer as transmission service provider. The revised RFQ for the project was issued on June 9, 2018 and the bidding process is expected to be concluded in Fiscal 2021.

The Board of Chandil Transmission Limited currently comprises :

- Smt. Valli Natarajan
- Shri Sanjay Shilendrakumar Kulshrestha
- Shri Mohan Lal Kumawat

## **Details of Joint Ventures**

### ***Energy Efficiency Services Limited (EESL)***

On December 10, 2009, our Company partnered with three other PSUs, PGCIL, NTPC and PFC, to form a joint venture company named Energy Efficiency Services Limited (**EESL**). As of December 31, 2019, the equity investment of our Company in EESL was 218,100,000 equity shares of Rs. 10.00 each. As of the same date, our Company holds 22.18 per cent. of the paid-up equity share capital of EESL.

EESL was formed to create and sustain market access of energy efficient technologies particularly in public facilities like municipalities, buildings, agriculture, industry, and to implement several schemes of the Bureau of Energy Efficiency, MoP, MNRE and the Government. EESL is also leading the market-related activities of the National Mission for Enhanced Energy Efficiency (**NMEEE**), one of the eight national missions under the National Action Plan on Climate Change. EESL's energy efficient appliances and technologies have saved India an estimated 450 billion kWh annually and avoided peak demand of over 10,000 MW and over 39 million tonnes of CO<sub>2</sub> annually.

## **ENTITIES IN WHICH WE HAVE AN EQUITY INVESTMENT**

### **Indian Energy Exchange Limited (IEX)**

Pursuant to the approval of our Board in 2007, our Company acquired 5 per cent. (1,250,000 equity shares of face value of Rs. 10 each) of the then equity share capital of IEX.

IEX was incorporated on March 26, 2007 and received its certificate of commencement of business on April 17, 2007. IEX offers national level electronic platform to facilitate trading in electricity, subject to supervision of the CERC. Entities listed to undertake trading in electricity, distribution licensees and grid connected entities use the platform offered by IEX to purchase and sell electricity. Currently, IEX operates the Day-Ahead Market and the Term-Ahead Market in electricity as well as the Renewable Energy Certificate Market. The IEX provides a transparent, demutualised and automated platform enabling efficient price discovery and price risk management for participants. The equity shares of IEX are listed on the BSE and the NSE. In April 2019, our Company sold 228,789 equity shares in a buyback offer by IEX. As of December 31, 2019, the equity investment of our Company in IEX was 12,271,211 equity shares of Rs. 1.00 each and the Company holds 4.10 per cent. in the equity share capital of IEX.

### **Universal Commodity Exchange Limited (UCX)**

Pursuant to a Board resolution dated December 16, 2011, our Company approved the acquisition of 16 per cent. of the initial capital of Rs. 1,000 million of UCX by paying a consideration of Rs. 160 million. Significant details of UCX are provided as follows:

UCX was incorporated on February 25, 2008. Its registered office is situated at Exchange House, Building No. 8 (105), Sector II, Millennium Business Park, Mahape, Navi Mumbai, Maharashtra 400 710. UCX is engaged in the business of commodity exchange.



The equity shares of UCX are not listed on any stock exchange. As of December 31, 2019, our Company holds a 16 per cent. shareholding in UCX.

#### **‘Small is Beautiful’ Fund (SIB)**

SIB is an Indian venture capital fund organized and settled as a contributory trust and registered with the SEBI as a venture capital fund. KSK Trust Private Limited is the trustee for SIB. SIB is engaged in the business of making investments in power generation and other allied projects in Indian power sector. Our Company invested Rs. 225.0 million in SIB in Fiscal 2004 along with other banks and financial institutions. Our Company’s contribution amounted to 9.74 per cent. of the fund corpus. As of December 31, 2019, SIB has paid Rs. 163.48 million against redemption of investment and Rs. 57.4 million towards dividend payout. As of December 31, 2019, our company holds 6.15 million units of Rs. 10 each with an outstanding principal amount of Rs. 61.5 million.

#### **NHPC Limited (NHPC)**

In April 2016, our Company invested in 260,542,050 equity shares of NHPC at Rs. 21.78 per share amounting to Rs. 5,675.0 million.

NHPC, a Government enterprise, was incorporated in 1975 to plan, promote and organize an integrated and efficient development of hydroelectric power. Subsequently, NHPC expanded its business purpose to include development of power in through conventional and non-conventional sources in India and abroad. At present, NHPC is a Miniratna Category I enterprise of the Government with an authorized share capital of Rs. 150,000 million and issued share capital of Rs. 100,450.3 million. NHPC has been assigned a credit rating of AAA / stable by CRISIL.

Our Company sold 76,530,185 equity shares in February 2017 and 8,709,659 equity shares in January 2019 in a buyback offer by NHPC. As of December 31, 2019, our Company holds 175,302,206 equity shares of NHPC or 1.75 per cent. of the total equity share capital of NHPC, with an investment amount of Rs. 3,818.8 million.

#### **Housing & Urban Development Corporation Limited (HUDCO)**

In May 2017, our Company invested in 347,429 equity shares of HUDCO at Rs. 60 per share amounting to Rs. 20.8 million.

HUDCO was incorporated on April 25, 1970 and is a 100 per cent. Government-owned entity. HUDCO was notified as a public financial institution under Section 4A of the Companies Act, 1956 on December 9, 1996 by the Department of Company Affairs, Ministry of Finance. HUDCO is a Miniratna Category I enterprise with “Excellent” MoU ratings for last three years. HUDCO has been assigned a credit rating of AAA for long term debt by CARE, IRRPL and ICRA. As of December 31, 2019 our Company holds 347,429 equity shares of HUDCO with an investment amount of Rs. 20.8 million.

#### **RattanIndia Power Limited (RIPL)**

Pursuant to a one time settlement against an outstanding loan of Indiabulls Power Limited., our Company has been allotted the following instruments of RIPL for a value of Rs. 857.3 million which includes:

- 92,598,105 equity shares at the price of Rs. 1.48 per share amounting to Rs. 137 million with a lock-in period of two years;

- 28,720,978 redeemable preference shares of Rs. 10 each amounting to Rs. 287.2 million with a lock-in period of two years (carrying coupon rate of 0.001%); and
- 43,303,616 optionally cumulative convertible redeemable preference shares of Rs. 10 each amounting to Rs. 433.0 million and a redemption premium with a lock-in period of seven years (carrying coupon rate of 0.001%).

The redeemable preference shares, optionally cumulative convertible redeemable preference shares and redemption premium are secured by assignment of ICD given by RIPL to Poena Power Projects Limited (**PPDL**) in favor of consortium lenders, pledge over RIPL's shareholding in PPDL and agreement to mortgage the land owned by PPDL measuring 815 acres, one Kanal, 12 Marla, in favor of lenders which shall eventually be converted into a legally enforceable mortgage over the above land, to the satisfaction of lenders within 18 months from transfer date. The computation of redemption premium amount shall be on a pre-agreed method and on valuation of equity (as per SEBI) methodology at the end of one year from completion of the equity lock-in period of two years. The equity shares of IEX are listed on the BSE and the NSE IFSC.

## PROPERTIES

**Registered and corporate office.** Our registered and corporate office is presently located at Core-4, SCOPE Complex, 7, Lodhi Road, New Delhi – 110 003. The office space covering an area of approximately 5,911.69 square metres has been allotted to us by the Standing Conference of Public Enterprises. We have an extension of our corporate office at Core-5, Vth floor, Scope complex and at Core 4 & 5 on the third floor of the MTNL Building, CGO Complex, Lodhi Road, New Delhi. These extended corporate offices cover an area of approximately 2,000 square metres and are occupied by executing lease agreements with CCI and MTNL respectively.

**Regional offices:** We have 20 regional offices at Bengaluru, Bhopal, Bhubaneswar, Chennai, Dehradun, Guwahati, Hyderabad, Jaipur, Jammu, Kolkata, Lucknow, Mumbai, Panchkula, Patna, Raipur, Ranchi, Shimla, Shillong, Thiruvananthapuram, Vijaywada.

**Sub-office.** We have one sub-office at Varanasi.

**State office:** We have one state office at Vadodara.

**Training centre:** We have the RECIPMT at Hyderabad.

**Owned Properties.** We own the premises occupied by five of our regional offices, brief details of which are as follows:

City	Regional Office	Area (in square metres)
Bengaluru	No. 1/5, Ulsore Road, Bengaluru – 560 042	579.71
Chennai	No. 12 and 13, T.N.H.B Complex, 180, Luz Church Road, Mylapore, Chennai – 600 004	376.71
Hyderabad (including the area occupied by RECIPMT)	Shivramapally Post NPA, Near Aramghar, National Highway No. 7, Hyderabad – 500 052	59,063.86
Lucknow	19/8, Indira Nagar Extension, Ring Road, Lucknow – 226 016	1,179.76
Panchkula	Bay No. 7-8, Sector 2, Panchkula – 134 112	539.50

**Company owned Leasehold Properties.** We own the premises occupied by nine of our regional and state offices, brief details of which are as follows:

Regional Office	Address	Area (in square
-----------------	---------	--------------------

		<u>metres)</u>
Bhopal	E-4, Arera Colony, Metrowalk Building, Second Floor, West Hall No.3, Bittan Market, Bhopal – 462 016	275.52
Bhubaneswar	Deen Dayal Bhawan, 5th Floor, Ashok Nagar, New Capital, Bhubaneswar – 751 009	541.89
Mumbai – Our Company is in occupation of the three premises in Mumbai on the basis of an agreement for sale and not a lease deed	Premise No. 51 B, 5th Floor, “B” Wing, Mittal Tower, Nariman Point – 400 021	63.92
	Premise No. 52 B, 5th Floor, “B” Wing, Mittal Tower, Nariman Point – 400 021	68.65
	Premise No. 58 B, 5th Floor, “B” Wing, Mittal Tower, Nariman Point – 400 021	60.85
Jaipur	J-4-A, Jhalana Dungari, Institutional Area, Jaipur – 302 001	831.94
Patna	Premise 45-48 and Premise 59-62, ‘Maurya Lok’ Complex Block C, 4th Floor, New Dak Bangla Road, Patna – 800 001	470.32
Shimla	Shop No. 201, 202, 203 and 315, Pandit Padamdev Commercial Complex, Phase-II, First Floor, The Ridge, Shimla – 171 001	175.64
Thiruvananthapuram	No. 0-5, 4th Floor, “Saphallayam” Commercial Complex, Block B TRIDA Building Palayam, Thiruvananthapuram – 695 034	301.68
Vadodara	Plot No. 585, Sub-Plot No. 8, Subhanpura, Vadodara – 390 023	999.00
Kolkata	IB-186, Sector III, Salt Lake City, Kolkata – 700 106	761.21

**Rented/short-term leased properties.** We have certain rented or short-term leased properties that we utilize as offices in Dehradun, Guwahati, Jammu, Raipur, Ranchi, Shillong, Varanasi and Vijayawada.

**Residential Accommodation.** We also possess certain residential properties on leasehold/freehold basis at Bengaluru, Bhubaneswar, Mumbai, New Delhi, Shimla, Panchkula and Thiruvananthapuram.

**Proposed Company Corporate HQ Building.** Construction work of the office building on Plot No. I-4, City Centre, Sector 29 Gurugram on having a total area of 16,890 square metres. is under progress since May 2015.

**Vacant land.** We also own land in Gurugram and Wardha, brief details of which are as follows:

<u>Location</u>	<u>Area (in square metres)</u>
GH-0, Sector 57, Gurugram <sup>(1)</sup>	39,374.92
Land bearing Mojani No. 120, P.H. No. 2, Mouje Vela, Hinganghat, Wardha, Maharashtra	51,192.78

*Note:*

- (1) Land for residential township allotted by the Haryana Urban Development Authority. Vacant possession of this land was received in May 2014. Construction of the boundary wall to enclose the township plot is completed. NBCC (India) Limited appointed as the project management consultancy in March 2018.

## LEGAL PROCEEDINGS

We are involved in certain legal and tax-related proceedings. These proceedings are pending at different levels of adjudication before various courts, tribunals and appellate authorities.

We are involved in 26 income tax proceedings which are pending before various authorities in India including the Supreme Court of India, with respect to the disallowance of certain tax deductions. The total amount claimed by the income tax authorities amounts to approximately Rs. 2,207.3 million and the total amount paid by the Company against the demand raised by income tax authorities amounts to approximately Rs. 851.0 million as of January 31, 2020.

There are 58 civil cases wherein our Company is a party, pending before various courts in India, including the Supreme Court of India. Out of these cases, claims against our Company have been quantified only in four cases which aggregate to approximately Rs.2.207 million. Claim amounts for the remaining cases have not been quantified in the petition. The cases relate to (i) writ petitions in

human resources matters regarding the termination of services of employees and disallowing the promotions, (ii) settlement of claims relating to Company's capital gain tax exemption bonds following the demise of bondholders and (iii) garnishee cases where our Company is only a pro forma respondent.

There are 13 cases filed by the Company pending before debt recovery tribunals (**DRT**), which are mostly claims made towards outstanding dues payable by our borrowers. The aggregate amount claimed by us in these 13 cases is approximately Rs. 104,083.9 million. Out of these 13 cases, recovery certificates have been issued by the DRT in four cases for the recovery of an amount of approximately Rs. 210 million along with interest and costs thereon, and recovery proceedings are on-going before recovery officer, DRT. The cases include: (i) REC vs. Classic Global Securities Limited and others (O.A no. 344 of 1999); (ii) REC vs. Silicon Valley Infotech Limited and others, (O.A. No. 343 of 1999); (iii) REC vs. Lynx India Limited and others (O.A. No. 44 of 2001) and (iv) REC vs. ATN Arihant International Limited and others (O.A. No. 342 of 1999). In the other nine cases, proceedings are at different stages of trial before presiding officers of the various DRTs at Hyderabad, Chennai, Delhi and Kolkata. The aggregate amount claimed in these nine cases is approximately Rs. 103,873.9 million. The cases include (i) REC vs. Facor Power Ltd (OA.No.146 of 2017), (ii) REC through ARCIL, vs. Corporate Power Limited (OA.No.705 of 2016), (iii) REC Vs. Jas Infrastructure & Power Limited (OA.No.608 of 2016) (iv) REC and others Vs. Mukul Kasliwal and others (OA No. 648 of 2016), (v) REC v/s Essar Power MP Limited (OA No. 993/2018) and (vi) Punjab National Bank and other v/s Lanco Vidarbha Power Limited. (OA No.1048/2018) (vii) REC v/s Lanco Banbandh Power Ltd. (345/2019(OA)) (viii) PFC v Lanco Amarkantak (OA 653/2019) (ix) IDBI Bank Limited and others v/s Konaseema Gas Power Limited (OA no. 339 of 2018)

There are 17 cases filed against the Company before different DRTs wherein the Company has been included as pro forma party and no effective claim has been made against the Company.

## ASSETS AND LIABILITIES

*Unless otherwise indicated, the data as at April 1, 2017, March 31, 2018 and March 31, 2019, and for the financial years ended March 31, 2018 and 2019, included in this section are derived from our consolidated audited financial statements as at the dates indicated and have been prepared and presented in accordance with Ind-AS (which may differ in material respects from generally accepted accounting principles in other jurisdictions).*

*Unless otherwise indicated, the data as at December 31, 2019 (along with comparatives as at March 31, 2019), included in this section are derived from our non-consolidated unaudited reviewed financial statements for the dates indicated which have been prepared and presented in accordance with IND-AS (which may differ in material respects from generally accepted accounting principles in other jurisdictions).*

### ASSET QUALITY AND COMPOSITION

#### Assets

Our consolidated total assets increased by 23.14 per cent. from Rs. 2,423,697.6 million as at March 31, 2018 to Rs. 2,984,538.3 million as at March 31, 2019. During the period, our consolidated loan portfolio increased by 18.16 per cent. from Rs. 2,288,782.5 million to Rs. 2,704,509.2 million and consolidated investments decreased by 17.73 per cent. from Rs. 27,751.5 million to Rs. 22,831.3 million.

The following table sets out our consolidated assets as of the dates indicated:

Particulars	As at April 1,		As at March 31,	
	2017	2018	2018	2019
			<i>(Rs. in millions)</i>	
<b>ASSETS</b>				
<b>Financial Assets</b>				
Cash and Cash Equivalents .....	44,685.1	2,484.3		3,819.9
Other Bank Balances .....	729.8	19,468.4		17,330.8
Trade Receivables .....	1,313.3	1,337.6		1,377.2
Derivative Financial Instruments.....	6,280.7	6,903.8		18,025.8
Loans .....	1,939,345.2	2,288,782.5		2,704,509.2
Investments .....	28,290.8	27,751.5		22,831.3
Other Financial Assets .....	626.5	42,815.3		183,639.9
<b>Total Financial Assets .....</b>	<b>2,021,271.4</b>	<b>2,389,543.4</b>		<b>2,951,534.1</b>
<b>Non-Financial Assets</b>				
Inventories .....	0.4	-		-
Current tax assets (net) .....	484.3	322.2		2,931.7
Deferred tax assets (net) .....	21,341.2	28,424.3		23,059.3
Investment Property .....	0.1	0.1		0.1
Property, Plant & Equipment .....	1,242.3	1,265.9		1,566.3
Capital Work-in-Progress .....	614.1	1,272.3		1,969.4
Intangible Assets Under Development .....	14.6	14.6		15.9
Other Intangible Assets .....	4.5	51.6		85.5
Other non-financial assets .....	725.6	1,000.1		1,484.1
Investments accounted for using equity method .....	1,760.7	1,726.3		1,796.3

Particulars	As at April 1,	As at March 31,	
	2017	2018	2019
		<i>(Rs. in millions)</i>	
<b>Total Non-Financial Assets</b> .....	26,187.8	34,077.4	32,908.6
<b>Assets Classified as Held for Sale</b> .....	30.8	76.8	95.6
<b>Total Assets</b> .....	2,047,490.0	2,423,697.6	2,984,538.3

Our total non-consolidated assets increased by 9.66 per cent. from Rs. 2,977,173.0 million as at March 31, 2019 to Rs. 3,264,711.5 million as at December 31, 2019. During the period, our non-consolidated loan portfolio increased by 9.81 per cent. from Rs. 2,704,509.2 million to Rs. 2,969,767.2 million and non-consolidated investments increased by 5.10 per cent. from Rs. 23,976.2 million to Rs. 25,198.7 million.

The following table sets out our non-consolidated assets as of the dates indicated:

Particulars	As at	
	December 31, 2019	March 31, 2019
	<i>(Rs. in millions)</i>	
<b>ASSETS</b>		
<b>Financial Assets</b>		
Cash and Cash Equivalents .....	21,857.1	3,429.4
Other Bank Balances .....	15,298.5	12,533.1
Trade Receivables .....	-	-
Derivative Financial Instruments.....	23,306.4	18,025.8
Loans .....	2,969,767.2	2,704,509.2
Investments .....	25,198.7	23,976.2
Other Financial Assets .....	183,789.7	183,424.8
<b>Total Financial Assets</b> .....	<b>3,239,217.6</b>	<b>2,945,898.5</b>
<b>Non-Financial Assets</b>		
Inventories .....	-	-
Current tax assets (net) .....	1,653.2	2,758.3
Deferred tax assets (net) .....	18,623.7	23,582.9
Investment Property .....	0.1	0.1
Property, Plant & Equipment .....	1,537.7	1,539.8
Capital Work-in-Progress .....	2,604.1	1,969.4
Intangible Assets Under Development .....	15.1	15.9
Other Intangible Assets .....	96.8	85.1
Other non-financial assets .....	963.2	1,323.0
Investments accounted for using equity method .....	-	-
<b>Total Non-Financial Assets</b> .....	<b>25,493.9</b>	<b>31,274.5</b>
<b>Assets Classified as Held for Sale</b> .....		
<b>Total Assets</b> .....	<b>3,264,711.5</b>	<b>2,977,173.0</b>

### **Loan Portfolio**

The following table sets forth our consolidated loan assets as of the dates indicated:

Particulars	As at April 1,	As at March 31,	
	2017	2018	2019
		<i>(Rs. in Millions)</i>	

	<u>Principal Outstanding</u>	<u>Amortised Cost</u>	<u>Principal Outstanding</u>	<u>Amortised Cost</u>	<u>Principal Outstanding</u>	<u>Amortised Cost</u>
<b>(A) Loans</b>						
(i) Term Loans.....	1,983,398.2	1,992,859.8	2,338,013.9	2,344,806.5	2,790,216.8	2,797,486.7
(ii) Working Capital Loans .....	35,888.5	36097.4	56,479.3	56,730.5	21,880.0	22,001.8
<b>Total (A) – Gross Loans</b> .....	<b>2,019,286.7</b>	<b>2,028,957.2</b>	<b>2,394,493.2</b>	<b>2,401,537.0</b>	<b>2,812,096.8</b>	<b>2,819,488.5</b>
Less: Impairment loss allowance .....	(89,612.0)	(89,612.0)	(112,754.5)	(112,754.5)	(114,979.3)	(114,979.3)
<b>Total (A) – Net Loans</b> .....	<b>1,929,674.7</b>	<b>1,939,345.2</b>	<b>2,281,738.7</b>	<b>2,288,782.5</b>	<b>2,697,117.5</b>	<b>2,704,509.2</b>
<b>(B) Security Details</b>						
(i) Secured by tangible assets.....	1,702,010.7	1,710,432.2	1,984,541.6	1,990,249.2	2,163,946.2	2,068,454.6
(ii) Secured by intangible assets.....	-	-	-	-	-	-
(iii) Covered by bank/ govt. guarantees .....	221,563.8	222,511.3	269,154.0	270,053.2	425,754.5	527,518.6
(iv) Unsecured .....	95,712.2	96,013.7	140,797.6	141,234.6	222,396.1	223,515.3
<b>Total (B) – Gross Loans</b> .....	<b>2,019,286.7</b>	<b>2,028,957.2</b>	<b>2,394,493.2</b>	<b>2,401,537.0</b>	<b>2,812,096.8</b>	<b>2,819,488.5</b>
Less: Impairment loss allowance .....	(89,612.0)	(89,612.0)	(112,754.5)	(112,754.5)	(114,979.3)	(114,979.3)
<b>Total (B) – Net Loans</b> .....	<b>1,929,674.7</b>	<b>1,939,345.2</b>	<b>2,281,738.7</b>	<b>2,288,782.5</b>	<b>2,697,117.5</b>	<b>2,704,509.2</b>
<b>(C)(I) Loans in India</b>						
(i) Public Sector.....	1,688,109.2	1,693,886.5	2,064,105.2	2,070,150.2	2,477,191.3	2,484,635.5
(ii) Private Sector.....	331,177.5	335,070.7	330,388.0	331,386.8	334,905.5	334,853.0
<b>Total (C)(I) - Gross Loans</b> .....	<b>2,019,286.7</b>	<b>2,028,957.2</b>	<b>2,394,493.2</b>	<b>2,401,537.0</b>	<b>2,812,096.8</b>	<b>2,819,488.5</b>
Less: Impairment loss allowance .....	(89,612.0)	(89,612.0)	(112,754.5)	(112,754.5)	(114,979.3)	(114,979.3)
<b>Total (C)(I) - Net Loans</b> .....	<b>1,929,674.7</b>	<b>1,939,345.2</b>	<b>2,281,738.7</b>	<b>2,288,782.5</b>	<b>2,697,117.5</b>	<b>2,704,509.2</b>
<b>(C)(II) Loans outside India</b>						
(i) Public Sector.....	-	-	-	-	-	-
(ii) Private Sector.....	-	-	-	-	-	-
<b>Total (C)(II) - Gross Loans</b> .....	<b>-</b>	<b>-</b>	<b>-</b>	<b>-</b>	<b>-</b>	<b>-</b>
Less: Impairment loss allowance .....	-	-	-	-	-	-
<b>Total (C)(II) - Net Loans</b> .....	<b>-</b>	<b>-</b>	<b>-</b>	<b>-</b>	<b>-</b>	<b>-</b>
<b>Total (C)(I) and (C)(II)</b> .....	<b>1,929,674.7</b>	<b>1,939,345.2</b>	<b>2,281,738.7</b>	<b>2,288,782.5</b>	<b>2,697,117.5</b>	<b>2,704,509.2</b>

The largest borrower as of March 31, 2019 accounted for approximately 6.85 per cent. of our total consolidated outstanding loan assets. As of the same date, the ten largest individual borrowers in the aggregate accounted for approximately 38.20 per cent. of our total consolidated outstanding loan assets.

The following table sets forth our non-consolidated loan assets as at the dates indicated:

Particulars	As at			
	December 31 2019		March 31, 2019	
	(Rs. in Millions)			
	Principal Outstanding	Amortised Cost	Principal Outstanding	Amortised Cost
<b>(A) Loans</b>				
(i) Term Loans.....	3,064,082.8	3,074,086.1	2,790,216.8	2,797,486.7
(ii) Working Capital Loans.....	10,168.4	10,327.7	21,880.0	22,001.8
<b>Total (A) - Gross Loans</b> .....	<b>3,074,251.2</b>	<b>3,084,413.8</b>	<b>2,812,096.8</b>	<b>2,819,488.5</b>
Less: Impairment loss allowance.....	114,646.6	114,646.6	114,979.3	114,979.3
<b>Total (A) - Net Loans</b> .....	<b>2,959,604.6</b>	<b>2,969,767.2</b>	<b>2,697,117.5</b>	<b>2,704,509.2</b>
<b>(B) Security Details</b>				
(i) Secured by tangible assets.....	2,345,809.4	2,353,352.7	2,163,946.2	2,068,454.6
(ii) Secured by intangible assets.....	-	-	-	-
(iii) Covered by Bank/ Govt. Guarantees.....	541,205.2	543,204.2	425,754.5	527,518.6
(iv) Unsecured.....	187,236.6	187,856.9	222,396.1	223,515.3
<b>Total (B) - Gross Loans</b> .....	<b>3,074,251.2</b>	<b>3,084,413.8</b>	<b>2,812,096.8</b>	<b>2,819,488.5</b>
Less: Impairment loss allowance.....	114,646.6	114,646.6	114,979.3	114,979.3
<b>Total (B) - Net Loans</b> .....	<b>2,959,604.6</b>	<b>2,969,767.2</b>	<b>2,697,117.5</b>	<b>2,704,509.2</b>
<b>(C)(I) Loans in India</b>				
(i) Public Sector.....	2,710,707.9	2,720,282.9	2,477,191.3	2,484,635.5
(ii) Private Sector.....	363,543.3	364,130.9	334,905.5	334,853.0
<b>Total (C)(I) - Gross Loans</b> .....	<b>3,074,251.2</b>	<b>3,084,413.8</b>	<b>2,812,096.8</b>	<b>2,819,488.5</b>
Less: Impairment loss allowance.....	114,646.6	114,646.6	114,979.3	114,979.3
<b>Total (C)(I) - Net Loans</b> .....	<b>2,959,604.6</b>	<b>2,969,767.2</b>	<b>2,697,117.5</b>	<b>2,704,509.2</b>
<b>(C)(II) Loans outside India</b>				
(i) Public Sector.....	-	-	-	-
(ii) Private Sector.....	-	-	-	-
<b>Total (C)(II) - Gross Loans</b> .....	<b>-</b>	<b>-</b>	<b>-</b>	<b>-</b>
Less: Impairment loss allowance.....	-	-	-	-
<b>Total (C)(II) - Net Loans</b> .....	<b>-</b>	<b>-</b>	<b>-</b>	<b>-</b>
<b>Total (C)(I) and (C)(II)</b> .....	<b>2,959,604.6</b>	<b>2,969,767.2</b>	<b>2,697,117.5</b>	<b>2,704,509.2</b>

The largest borrower as of December 31, 2019 accounted for approximately 7.01 per cent. of our total non-consolidated outstanding loan assets. As of the same date, the ten largest individual borrowers in the aggregate accounted for approximately 38.63 per cent. of our total non-consolidated outstanding loan assets.

### Classification of Assets and Provisioning

The MCA has notified the Companies (Indian Accounting Standards (Ind-AS) Rules 2015, which stipulates the adoption and applicability of Ind-AS in a phased manner beginning from the accounting period 2016-17. The MCA has subsequently issued various amendments in the years 2016, 2017, 2018 and 2019 to amend the 2015 rules, the most recent being the Companies (Indian Accounting Standards) (Second Amendment) Rules, 2019 to further amend the Ind-AS Rules, 2015. Ind-AS is mandatorily applicable to those banks, NBFC and insurance companies from April 1, 2018 whose net worth exceeds Rs. 5 billion. Our Company is an NBFC and as per current regulatory requirements, it was required to comply with Ind-AS for financial reporting with effect from April 1, 2018. Ind-AS-109 requires entities to recognize and measure a credit loss allowance or provision based on an expected credit loss methodology. The expected loss impairment model would apply to loans, debt securities and trade receivables measured at amortized cost or at fair value through other comprehensive income (**FVOCI**).

In relation to the classification of our loans and other assets and provisioning in respect of loans, see the sections entitled “*Assets Classification*” and “*Provisioning against Loss*”, respectively, under “*Management’s Discussion and Analysis of Results of Operations*” in this Offering Circular.

The following table sets forth our consolidated credit impaired assets as of the dates indicated:



	<b>As at April 1, 2017</b>	<b>As at March 31, 2018</b>	<b>As at March 31, 2019</b>
	<i>NPA as a % of loan assets</i>		
Gross credit impaired assets ratio .....	2.41	7.15	7.24
Net credit impaired assets ratio <sup>(1)</sup> .....	1.60	3.61	3.79

Note:

(1) Net credit impaired assets ratio is the percentage of net credit impaired assets to gross loan assets.

As of March 31, 2019, Rs. 203,484.0 million of our consolidated loan assets have been categorised as credit impaired assets. As of March 31, 2019, our consolidated gross credit impaired assets as a percentage of consolidated gross loan assets was 7.24 per cent. and our consolidated net credit impaired assets as a percentage of consolidated loan assets was 3.79 per cent. We define net credit impaired assets as gross credit impaired assets less its loan loss provisions. As of March 31, 2019, a provision of Rs. 96,989.5 million was created on gross credit impaired assets.

Provision in respect of loan assets is calculated on the basis of the ECL framework, which is the product of 'probability of default', 'loss given default' and 'exposure at default' with the period over which it is considered depending on the type of loan as given below:

- (a) Stage 1 - 12-month expected credit losses, for all loans at inception (other than those which are credit impaired);
- (b) Stage 2 - lifetime expected credit losses category, in case the credit risk on the loan has increased significantly since initial recognition; or
- (c) Stage 3 - lifetime expected credit losses category for loans which have objective evidence of impairment at the reporting date.

The following table sets forth the classification of our consolidated gross loan assets as of the dates indicated below:

	<b>As at April 1, 2017</b>		<b>As at March 31, 2018</b>		<b>As at March 31, 2019</b>	
	<i>(Rs. in millions, except percentages)</i>					
	<b>Amount</b>	<b>Percentage</b>	<b>Amount</b>	<b>Percentage</b>	<b>Amount</b>	<b>Percentage</b>
Stage 1 assets .....	1,843,796.1	91.23	2,070,678.8	86.47	2,564,486.2	91.19
Stage 2 assets	128,497.3	6.36	152,665.3	6.38	44,126.2	1.57
Stage 3 assets (credit-impaired/non-performing assets) <sup>(1)</sup> .....	48,726.9	2.41	171,284.2	7.15	203,484.4	7.24
<b>Total loan assets .....</b>	<b>2,021,020.3</b>	<b>100.00</b>	<b>2,394,628.3</b>	<b>100.00</b>	<b>2,812,096.8</b>	<b>100.0</b>

Note:

(1) For the purposes of this table, our respective loans, categorised stage-wise, and total loan assets represent the amount of principal outstanding, excluding interest accrued and due on loan assets.

The following table sets forth our non-consolidated credit impaired assets as of the dates indicated:

	<b>As at</b>	
	<b>March 31 2019</b>	<b>December 31, 2019</b>
	<i>NPA as a % of loan assets</i>	
Gross credit impaired assets ratio .....	7.24	6.40
Net credit impaired assets ratio <sup>(1)</sup> .....	3.79	3.16

Notes:

(1) Net credit impaired assets ratio is the percentage of net credit impaired assets to gross loan assets.

As of December 31, 2019, Rs. 196,887.8 million of our non-consolidated loan assets have been categorised as credit impaired assets. As of December 31, 2019, our non-consolidated gross credit impaired assets as a percentage of non-consolidated gross loan assets was 6.40 per cent. and our non-consolidated net credit impaired assets as a percentage of non-consolidated loan assets was 3.16 per cent. We define net credit impaired assets as gross credit impaired assets less its loan loss provisions. As of December 31, 2019, a provision of Rs. 114,684.47 million was created on gross credit impaired assets.

The following table sets forth the classification of our non-consolidated gross loan assets as of the dates indicated below:

	As at March 31,		As at December 31,	
	2019		2019	
<i>(Rs. in millions, except percentages)</i>				
	Amount	Percentage	Amount	Percentage
Stage 1 assets .....	2,564,486.2	91.19	2,827,591.7	91.98
Stage 2 assets	44,126.2	1.57	49,771.7	1.62
Stage 3 assets (credit-impaired/non-performing assets) <sup>(1)</sup> ..				
	203,484.4	7.24	196,887.8	6.40
<b>Total loan assets .....</b>	<b>2,812,096.8</b>	<b>100.0</b>	<b>3,074,251.2</b>	<b>100.0</b>

Note:

(1) For the purposes of this table, our respective loans, categorised stage-wise, and total loan assets represent the amount of principal outstanding, excluding interest accrued and due on loan assets.

### *NPA Management*

We make provisions for credit impaired assets in accordance with Ind-AS. The provisions are made on the basis of the ECL framework, which considers the probability of default and the expected loss to the Company. The ECL framework considers historical data along with forward looking information. Such forward looking information is based on the relevant entity's own estimates relating to its customers including expected recovery patterns, probability of default, time of recovery, as well as macro-economic factors such as recession and unemployment.

We have a system of monitoring the progress of all projects and under which all information relating to a project is available. In the case of power generation projects, a lender engineer who periodically provides all information relating to the progress of the project is appointed. We also have a mechanism of creating escrow accounts with most of our borrowers in the state sector. See "*Risk Factors – Risks relating to our Business – The escrow account mechanism for the payment obligations of our state sector borrowers may not be effective, which may reduce our recourse in the event of defaulted loans and could have a material adverse effect on our business, financial condition and results of operations*".

### *Enforcement of Security Interests under the Securitisation and Reconstruction of Financial Assets and Enforcement of Security Interest Act, 2002 (SARFAESI Act)*

On August 27, 1993, following the recommendations of the Narasimham Committee, the Recovery of Debts due to Banks and Financial institutions Act, 1993 (the **Debt Recovery Act**) was enacted. The Debt Recovery Act provides for the establishment of tribunals for speedy resolution of litigation and recovery of debts owed to banks or financial institutions. Under the Debt Recovery Act, tribunals are

established before which banks or financial institutions can file a suit for recovery of the amounts due to them. However, if a scheme of reconstruction is pending before the Board for Industrial and Financial Reconstruction, under the Sick Industrial Companies (Special Provision) Act, 1985 (the **1985 Act**), no proceeding for recovery can be initiated or continued before the tribunals. This protection from creditor action ceases if the secured creditor takes action under SARFAESI Act. While presenting its budget for fiscal year 2002, the Government announced measures for the setting up of more debt recovery tribunals and the eventual repeal of the 1985 Act. However, the Government has implemented the Sick Industrial Companies (Special Provision) Repeal Act, 2003 with effect from December 1, 2016, which has repealed the 1985 Act.

In 2002, the Indian Parliament passed the SARFAESI Act. This Act provides that a secured creditor may, in respect of loans classified as non-performing in accordance with the RBI guidelines, give notice in writing to the borrower requiring it to discharge its liabilities within 60 days, failing which the secured creditor may take possession of the assets constituting the security for the loan, and exercise management rights in relation thereto, including the right to sell or otherwise dispose of the assets. The SARFAESI Act also provides for the setting up of asset reconstruction companies regulated by the RBI to acquire assets from banks and financial institutions. The RBI has issued guidelines for asset reconstruction companies in respect of their establishment, registration with and licensing by the RBI and their operations. Asset Reconstruction Company (India) (**Arcil**) is sponsored by prominent banks and financial institutions such as Avenue India Resurgence Pte. Ltd., State Bank of India (SBI), IDBI Bank Limited (IDBI), ICICI Bank Limited (ICICI) and Punjab National Bank (PNB)., Arcil was incorporated as a public limited company in 2002 and in pursuance of Section 3 under the Securitisation Act, 2002. . 100 per cent. FDI is now permitted in the equity capital of asset reconstruction companies and investment by foreign portfolio investments registered with the SEBI is permitted in security receipts issued by asset reconstruction companies, subject to certain conditions and restrictions.

Several petitions challenging the constitutional validity of the SARFAESI Act were filed before the Supreme Court of India. The Supreme Court, in April 2004 in the case of *Mardia Chemicals Ltd. and Ors. v. Union of India* AIR 2004 SC 2371, upheld the constitutionality of the SARFAESI Act, other than the requirement originally included in the SARFAESI Act that a borrower deposits 75.00 per cent. of the dues with the DRT as a pre-condition for appeal by the borrower against the enforcement measures.

In November 2004, the Government issued an ordinance amending the SARFAESI Act. The Indian Parliament has subsequently passed this ordinance as an Act. The SARFAESI Act, as amended, now provides that a borrower may make an objection or representation to a secured creditor after a notice is issued by the secured creditor to the borrower under such Act demanding the payment of dues. The secured creditor has to give reasons to the borrower for not accepting the objection or representation. The SARFAESI Act, as amended, also introduces a deposit requirement of fifty per cent of the debt due for borrowers if they wish to appeal against the decision of the DRT. Further, it permits a secured creditor to take over the business of a borrower under certain circumstances (unlike the provisions before amendment under which only assets could be taken over).

The Enforcement of Security Interest and Recovery of Debt Laws and Miscellaneous Provisions (Amendment) Act, 2016 (the **Amendment Act**) was passed by the Indian parliament on August 9, 2016 and received the assent of the President of India on August 12, 2016. The Amendment Act shall come into force as and when notified by the central government. The Amendment Act amends four laws: (i) the Securitisation and Reconstruction of Financial Assets and Enforcement of Security Interest Act, 2002; (ii) the Recovery of Debts due to Banks and Financial Institutions Act, 1993; (iii) the Indian Stamp Act, 1899; and (iv) the Depositories Act, 1996. See the section titled “*Regulations and Policies*”.

As of December 31, 2019, our Company had issued notices under SARFAESI Act to certain borrowers. In respect of one of the borrowers under the NPA category, our Company took over the management control of the aforesaid borrower company on November 7, 2017 under Section 13(4)(b) of the SARFAESI Act after issuing the necessary notice and publication. The above actions of the Company were challenged by the promoter of the borrower company in the Honourable DRT. The directors of the borrower have been suspended and replaced with three officers of the Company - one of which is responsible for managing the day to day activities as chief executive officer of the borrower. The matter, which is being heard in the Honourable DRT, is currently sub-judice. As of the date of this Offering Circular, our Company does not expect the proceedings to have a material adverse effect on our business, financial condition and results of our operations.

### ***Insolvency & Bankruptcy Code 2016***

Set out below are the completed and ongoing proceedings under the Insolvency and Bankruptcy Code 2016 (IBC) against borrowers of the Company as at December 31, 2019:

<b>S.No.</b>	<b>Project</b>	<b>Exposure (Rs. in millions)</b>	<b>Proceeding Status</b>	<b>Remarks</b>
1	Lanco Teesta Hydro Power Limited	2,360.00	Completed	NHPC has been declared as successful bidder. The resolution amount was received from NCLT as a OTSS in October, 2019. The project was resolved under NCLT.
2	Lanco Babandh Power Limited	12,005.50	Ongoing	The project is under liquidation under IBC.
3	Facor Power Limited	5,109.80	Ongoing	Sterlite Power Transmission Limited has been declared as a successful bidder. NCLT approved the resolution plan which is under implementation phase.
4	Konaseema gas Power Limited	2,231.80	Ongoing	The project has been referred for liquidation under IBC.
5	Ind-Barath Energy (Madras) Limited	4,162.10	Ongoing	The project is under liquidation under IBC.
6	Ind-Barath Energy (Utkal) Limited	7,770.00	Ongoing	JSW Energy Limited has been declared as a successful bidder. NCLT yet to approve the resolution plan.
7	Jhabua Power Limited	3,210.40	Ongoing	Proceedings under IBC are underway
8	KSK Mahanadi Power Company Limited	25,963.60	Ongoing	Proceedings under IBC are underway
9	Lanco Vidarbha Thermal Power Limited	5,395.60	Ongoing	Proceedings under IBC are underway
10	VS Lignite Power Private Limited.	542.40	Ongoing	Proceedings under IBC are underway
11	Lanco Amarkantak Power Limited	22,142.10	Ongoing	Proceedings under IBC are underway
12	Jas Infrastructure & Power Limited	332.40	Ongoing	Proceedings under IBC are underway
13	Meenakshi Energy Private Limited (Ph – II)	332.40	Ongoing	Proceedings under IBC are underway
14	Bhadeshwar Vidyut Private Limited	9,930.00	Ongoing	Proceedings under IBC are underway
	<b>Total</b>	<b>101,488.1</b>		

The lead lender, ICICI Bank, filed an application under the IBC before NCLT, Hyderabad for initiating the corporate insolvency resolution process (**CIRP**) against Lanco Teesta Hydro Power Limited. The CIRP was commenced vide order of the NCLT dated March 16, 2018. Mr. Huzefa Fakhri Sitabkhan of Think Capital Insolvency was acting as the resolution professional. NHPC, the resolution applicant was declared as successful/H1 bidder with the resolution amount of Rs. 8,950 million by the committee of creditors (**COC**). The resolution plan of NHPC was approved by the Board in its meeting held on December 5, 2018. The NCLT approved the resolution plan of NHPC vide its order dated July 26, 2019. The resolution amount was received from NCLT as OTS in October, 2019 and the account is now settled.

Our Company initiated CIRP against the corporate guarantor, FACOR Power Limited (**FACOR**), under the IBC which has been admitted by NCLT. IBC proceedings were initiated on July 6, 2017. During the CIRP period, several litigations had been filed by the borrower/promoter challenging the initiation of CIRP process against FACOR. Our Company contested these litigations and got a favorable order from the National Company Law Appellate Tribunal. Due to considerable lapse of time in contesting such litigations, NCLT gave several extensions with the last extension being granted till November 14, 2019 for concluding the CIRP process. The resolution plan has been submitted by the two bidders in the final stage of bidding process i.e. Sterlite Power Transmission Limited (**SPTL**) and IMR Metallurgical Resources AG. SPTL has been declared as successful bidder and the Resolution Plan of SPTL has been approved by COC. NCLT vide its order dated January 31, 2020 has approved the resolution plan of SPTL. The Plan is now under implementation phase.

Further, Bank of Baroda filed an application under the IBC before NCLT for initiating CIRP against Ind Barath Energy Utkal Limited (**IBEUL**) which was admitted by NCLT vide order dated August 29, 2018. CIRP concluded on October 5, 2019 with JSW Energy Limited was declared as successful bidder and the resolution plan has been approved by COC. The order of NCLT for approval of resolution plan is awaited.

For all of the other projects mentioned above, proceedings under IBC were admitted by the NCLT and the proceedings are currently underway and are at advanced stages.

### ***Restructuring and One-Time Settlement***

*Set out below are the projects which have undergone restructuring and are either resolved or are at implementation stage as at December 31, 2019:*

<b>S.No.</b>	<b>Project</b>	<b>Exposure (Rs. in Million)</b>	<b>Stage</b>	<b>Remarks</b>
1	Essar Power Transmission Limited	11,115.00	Under Implementation	Our Board approved the restructuring plan which is now under implementation OTS successfully implemented. OTS amount was received by our Company in December, 2019.
2	Rattan India Power Limited	7490.0	Completed	
	<b>Total</b>	<b>1,8605.0</b>		

#### **Essar Power Transmission Limited:**

Essar Power Transmission Limited submitted a restructuring plan which proposed to restructure the entire loan including unpaid interest as of the cut-off date of April 15, 2019 into different facilities as sustainable debt. Our Company has approved the aforesaid restructuring proposal; while the other lenders are in the process of getting approvals. Once approved by all the other lenders, the same shall be undertaken for implementation.

### Rattan India Power Limited

The RIPL project was funded with a consortium of 12 lenders with PFC as lead lender. The project is an NPA in the books of all consortium lenders, including our Company. The project was downgraded as an NPA in the books of our Company with effect from March 31, 2018. Our Company and the lenders have approved the OTS proposal in the project. Our Company gave its approval for the OTS proposal on December 18, 2019. The transfer of agreed cash component to our Company and the lenders, and the execution of necessary documents for completion of OTS proposal were completed in December 2019.

## FUNDING AND LIQUIDITY

Our funding operations are designed to ensure stability of funding, minimise funding costs and effectively manage liquidity. We derive funding from capital and reserves and borrowing.

### *Equity*

Equity from the Government was an important source of funding for us in the earlier years of our operations. Since Fiscal 2002, we have become more reliant on other sources of funding, such as borrowings. In February 2008, we went for our initial public offering of 156,120,000 equity shares which included a fresh issue of 78,060,000 equity shares and an offer for sale by the Government of 78,060,000 equity shares and resulted in aggregate net proceeds to us of approximately Rs. 8,196.3 million.

In February 2010, we went for a further public offering (**FPO**) of 171,732,000 equity shares, which included an offer for sale of 42,933,000 equity shares by the Government, at a price determined through the alternate book building method in accordance with the SEBI Regulations. The total amount raised by the Company, including premium, from the fresh issue portion of the FPO was Rs. 26,475.3 million. This resulted in a decrease of the Government's shareholding to 66.80 per cent. from 81.82 per cent., with the remaining 33.20 per cent. being held by the public.

In March 2014, the Government, as a part of its disinvestment program, launched a Central Public Sector Enterprises Exchange Traded Fund (**CPSE-ETF**). CPSE-ETF is a basket of the top ten CPSE stocks, of which our Company is also a part. As a result, the Government's holding was reduced by 1.16 per cent. and stood at 65.64 per cent.

During Fiscal 2016, the President of India acting through the MoP of the Government divested 5 per cent. of the total paid up capital of our Company through an offer for sale on April 8, 2015 and further divested 0.003 per cent. of the total paid up capital of our Company through an off-market transaction under the CPSE-ETF on April 10, 2015. Subsequently, the President of India acting through the MoP divested 1.28 per cent. and 0.5 per cent. of the total paid up capital of the Company on January 25, 2017 and March 22, 2017, respectively, through off market sale of shares under CPSE ETF. Accordingly, as on March 31, 2016, the President of India held 60.64% of the paid-up equity share capital of the Company.

During Fiscal 2017, the Company issued bonus shares in the ratio 1:1 (at a face value of Rs. 10 per equity share). Further, the President of India acting through the MoP divested 1.28 % of the total paid up capital of the Company on January 25, 2017 and 0.50% of the total paid up capital of the Company on March 22, 2017 through off market sale of shares under the CPSE-ETF. Accordingly, as on March 31, 2017, the President of India held 58.86% of the paid up equity share capital of the Company

In November 2017, the Government divested 0.54 per cent of the total paid up capital of the Company through "Bharat 22" exchange traded fund. During the three-month period ended June 30, 2018, the Government divested 0.37 per cent of the total paid up capital of the Company in connection with a follow-on-fund offer through the "Bharat 22" exchange traded fund. Subsequently, in July 2018, 0.04 per cent of the total paid up capital in the Company was transferred back to the Government.

On 28 March 2019, PFC completed its acquisition of the entire GoI holding of 52.63 per cent. in our Company pursuant to the decision of the Cabinet Committee on Economic Affairs of India for a consideration of Rs.145,000 million.

## Loan Funds

Our loan funds are comprised of secured and unsecured loans. As at March 31, 2019, our consolidated loan funds increased by Rs. 417,603.6 million or 17.44 per cent., to Rs. 2,812,096.8 million from Rs. 2,394,493.2 million as of March 31, 2018, due to an increase in the lending operations of the Company. As at December 31, 2019, our non-consolidated loan funds increased by 9.32 per cent. to Rs. 3,074,251.2 million from Rs. 2,812,096.8 million as at March 31, 2019. This increase was also primarily due to an increase in the lending operations of the Company. The Company's loan assets and resultant borrowings have generally been growing at approximately 15 to 20 per cent. in the past, except for Fiscal 2017, where there were prepayments under the UDAY Scheme.

Our business consists of borrowing funds and on-lending such funds to our customers in the form of loan products. Consequently, growth in our business has been marked by an increase in our loan assets.

The following tables sets forth the breakdown of our consolidated borrowings into: (i) debt securities; (ii) borrowings (other than debt securities); and (iii) subordinated liabilities, as of the dates indicated:

### Debt securities

(₹ in Million)

Particulars	As at					
	April 1, 2017		March 31, 2018		March 31, 2019	
	Face Value	Amortised Cost	Face Value	Amortised Cost	Face Value	Amortised Cost
<b>Secured Long-Term Debt Securities</b>						
Institutional Bonds .....	275,919.0	288,183.4	221,386.0	230,997.2	110,194.0	115,992.7
54EC Capital Gain Tax Exemption Bonds.....	194,774.0	201,961.8	222,358.9	230,517.5	231,578.8	240,101.3
Tax Free Bonds.....	125,779.7	130,032.1	125,779.7	130,063.8	125,779.7	130,103.8
Bond Application Money.....	-	-	14,692.3	14,692.3	7,220.4	7,204.8
<b>Sub-total (A) .....</b>	<b>596,472.7</b>	<b>620,177.3</b>	<b>584,216.9</b>	<b>606,270.8</b>	<b>474,772.9</b>	<b>493,402.6</b>
<b>Unsecured Long-Term Debt Securities</b>						
Institutional Bonds.....	822,844.0	854,370.9	1,030,697.0	1,065,301.6	1,182,539.0	1,222,015.5
Infrastructure Bonds .....	1,116.4	1,241.3	1,104.7	1,260.7	914.3	987.5
Zero Coupon Bonds .....	10,730.9	10,720.1	11,625.9	11,615.5	12,595.7	12,585.6
Foreign Currency Bonds .....	-	-	74,800.6	74,725.5	127,966.9	121,720.7
<b>Sub-total (B) .....</b>	<b>834,691.3</b>	<b>866,332.3</b>	<b>1,118,228.2</b>	<b>1,152,903.3</b>	<b>1,324,015.9</b>	<b>1,357,309.3</b>
<b>Unsecured Short-Term Debt Securities</b>						
Commercial Paper .....	-	-	32,500.0	31,504.4	79,750.0	76,963.2
<b>Sub-total (C) .....</b>	<b>-</b>	<b>-</b>	<b>32,500.0</b>	<b>31,504.4</b>	<b>79,750.0</b>	<b>76,963.2</b>
<b>Total - Debt Securities (A+B+C) ....</b>	<b>1,431,164.0</b>	<b>1,486,509.6</b>	<b>1,734,945.1</b>	<b>1,790,678.5</b>	<b>1,878,538.8</b>	<b>1,927,675.1</b>
<b>Debt Securities issued in/ outside India.....</b>						
Debt Securities in India.....	1,431,164.0	1,486,509.6	1,660,144.5	1,715,953.0	1,750,571.9	1,805,954.4
Debt Securities outside India .....	-	-	74,800.6	74,725.5	127,966.9	121,720.7
<b>Total - Debt Securities .....</b>	<b>1,431,164.0</b>	<b>1,486,509.6</b>	<b>1,734,945.1</b>	<b>1,790,678.5</b>	<b>1,878,538.8</b>	<b>1,927,675.1</b>

### Borrowings (other than debt securities)

(₹ in Million)

Particulars	As at					
	April 1, 2017		March 31, 2018		March 31, 2019	
	Principal outstanding	Amortised Cost	Principal outstanding	Amortised Cost	Principal outstanding	Amortised Cost
<b>Secured Long-Term Borrowings</b>						
Term Loans from Others - Financial Institutions .....	7,500.0	7,766.6	4,000.0	4,148.2	2,000.0	2,073.3
<b>Sub-total (A) .....</b>	<b>7,500.0</b>	<b>7,766.6</b>	<b>4,000.0</b>	<b>4,148.2</b>	<b>2,000.0</b>	<b>2,073.3</b>
<b>Unsecured Long-Term Borrowings</b>						
Finance Lease Obligations .....	1.3	1.3	1.1	1.1	1.1	1.1
Term Loans from Govt. of India .....	-	-	-	-	50,000.0	51,218.4
Term Loans from Banks .....	-	-	-	-	185,500.0	185,550.8
Term Loans from Financial Institutions .....	-	-	-	-	10,000.0	10,000.0
Foreign Currency Borrowings.....	210,805.5	209,233.8	185,158.1	184,044.3	176,376.2	174,504.6
FCNR (B) Loans.....	-	-	15,341.8	15,345.7	9,338.1	9,369.6
<b>Sub-total (B) .....</b>	<b>210,806.8</b>	<b>209,235.1</b>	<b>200,501.0</b>	<b>199,391.1</b>	<b>431,215.4</b>	<b>430,644.5</b>
<b>Unsecured Short-Term Borrowings</b>						
FCNR (B) Loans.....	-	-	22,765.4	22,774.9	33,893.9	33,907.6



Loans repayable on demand from Banks .....	-	-	-	-	-	-
Loans repayable on demand from Financial Institutions.....	-	-	-	-	-	-
<b>Sub-total (C) .....</b>	<b>-</b>	<b>-</b>	<b>22,765.4</b>	<b>22,774.9</b>	<b>33,893.9</b>	<b>33,907.6</b>
<b>Total - Borrowings (other than Debt Securities) (A to C) .....</b>	<b>218,306.8</b>	<b>217,001.7</b>	<b>227,266.4</b>	<b>226,314.2</b>	<b>467,109.3</b>	<b>466,625.4</b>
<b>Borrowings (other than Debt Securities) in/ outside India .....</b>						
Borrowings in India .....	7,501.3	7,767.9	42,108.3	42,269.9	290,733.1	292,120.8
Borrowings outside India .....	210,805.5	209,233.8	185,158.1	184,044.3	176,376.2	174,504.6
<b>Total - Borrowings (other than Debt Securities) .....</b>	<b>218,306.8</b>	<b>217,001.7</b>	<b>227,266.4</b>	<b>226,314.2</b>	<b>467,109.3</b>	<b>466,625.4</b>

### **Subordinated Liabilities**

(₹ in Million)

Particulars	As at					
	April 1, 2017		March 31, 2018		March 31, 2019	
	Face Value	Amortised Cost	Face Value	Amortised Cost	Face Value	Amortised Cost
175th Series - Subordinate Tier-II Bonds	-	-	-	-	21,512.0	21,512.4
8.97% Redeemable at par on 28.03.2029 ...	-	-	-	-	-	-
115th Series - Subordinate Tier-II Bonds	25,000.0	26,672.1	25,000.0	26,673.6	25,000.0	26,675.2
8.06% Redeemable at par on 31.05.2023 ...	-	-	-	-	-	-
<b>Total - Subordinated Liabilities</b>	<b>25,000.0</b>	<b>26,672.1</b>	<b>25,000.0</b>	<b>26,673.6</b>	<b>46,512.0</b>	<b>48,187.6</b>
<b>Subordinated Liabilities in/ outside India .....</b>						
Borrowings in India .....	25,000.0	26,672.1	25,000.0	26,673.6	46,512.0	48,187.6
Borrowings outside India .....	-	-	-	-	-	-
<b>Total - Subordinated Liabilities .....</b>	<b>25,000.0</b>	<b>26,672.1</b>	<b>25,000.0</b>	<b>26,673.6</b>	<b>46,512.0</b>	<b>48,187.6</b>
<b>TOTAL BORROWING .....</b>	<b>1,674,470.8</b>	<b>1,730,183.4</b>	<b>1,987,211.5</b>	<b>2,043,666.3</b>	<b>2,392,160.1</b>	<b>2,442,488.1</b>

The following tables sets forth the breakdown of our non-consolidated borrowings into: (i) debt securities; (ii) borrowings (other than debt securities); and (iii) subordinated liabilities, as of the dates indicated:

### **Debt Securities**

(₹ in Million)

Particulars	As at			
	December 31, 2019		March 31, 2019	
	Face Value	Amortised Cost	Face Value	Amortised Cost
<b>Secured Long-Term Debt Securities</b>				
Institutional Bonds	44,153.0	46,209.9	110,194.0	115,992.7
54EC Capital Gain Tax Exemption Bonds .....	225,264.8	230,972.3	231,578.8	240,101.3
Tax Free Bonds .....	126,484.1	128,336.9	126,484.1	130,826.6
Bond Application Money .....	2,966.7	2,960.2	7,220.4	7,204.8
<b>Sub-total (A) .....</b>	<b>398,868.6</b>	<b>408,479.3</b>	<b>475,477.3</b>	<b>494,125.4</b>
<b>Unsecured Long-Term Debt Securities</b>				
Institutional Bonds .....	1,369,629.0	1,412,293.0	1,182,539.0	1,222,015.5
Infrastructure Bonds .....	914.3	1,049.3	914.3	987.5
Zero Coupon Bonds .....	13,373.1	13,369.7	12,595.7	12,585.6
Foreign Currency Bonds .....	213,822.0	208,121.5	127,966.9	121,720.7
<b>Sub-total (B) .....</b>	<b>1,597,738.4</b>	<b>1,634,833.5</b>	<b>1,324,015.9</b>	<b>1,357,309.3</b>
<b>Unsecured Short-Term Debt Securities</b>				
Commercial Paper .....	35,000.0	34,515.4	79,750.0	76,963.2
<b>Sub-total (C) .....</b>	<b>35,000.0</b>	<b>34,515.4</b>	<b>79,750.0</b>	<b>76,963.2</b>
<b>Total - Debt Securities (A+B+C) .....</b>	<b>2,031,607.0</b>	<b>2,077,828.2</b>	<b>1,879,243.2</b>	<b>1,928,397.9</b>
<b>Debt Securities issued in/ outside India .....</b>				
Debt Securities in India	1,817,785.0	1,869,706.7	1,751,276.3	1,806,677.2
Debt Securities outside India .....	213,822.0	208,121.5	127,966.9	121,720.7
<b>Total - Debt Securities .....</b>	<b>2,031,607.0</b>	<b>2,077,828.2</b>	<b>1,879,243.2</b>	<b>1,928,397.9</b>

### **Borrowings (Other than Debt Securities)**

(₹ in Million)

Particulars	As at			
	December 31 2019		March 31, 2019	
	Principal outstanding	Amortised Cost	Principal outstanding	Amortised Cost
<b>Secured Long-Term Borrowings</b>				
Term Loans from Others - Financial Institutions.....	-	-	2,000.00	2,073.30
<b>Sub-total (A) .....</b>	<b>-</b>	<b>-</b>	<b>2,000.00</b>	<b>2,073.30</b>
<b>Unsecured Long-Term Borrowings</b>				

Finance Lease Obligations .....	1.1	1.1	1.1	1.1
Term Loans from Govt. of India .....	100,000.0	101,223.1	50,000.0	51,218.4
Term Loans from Banks .....	180,494.6	181,218.8	185,500.0	185,550.8
Term Loans from Financial Institutions .....	10,000.0	10,211.2	10,000.0	10,000.0
Foreign Currency Borrowings.....	191,955.7	190,843.6	176,376.2	174,504.6
FCNR (B) Loans.....	9,622.0	9,653.4	9,338.1	9,369.6
<b>Sub-total (B) .....</b>	<b>492,073.4</b>	<b>493,151.2</b>	<b>431,215.4</b>	<b>430,644.5</b>
<b>Unsecured Short-Term Borrowings</b>				
FCNR (B) Loans.....	50,961.0	51,050.3	33,893.9	33,907.6
Loans repayable on demand from Banks.....	6,250.0	6,252.3	-	-
Loans repayable on demand from Financial Institutions .....	-	-	-	-
<b>Sub-total (C) .....</b>	<b>57,211.0</b>	<b>57,302.6</b>	<b>33,893.9</b>	<b>33,907.6</b>
<b>Total - Borrowings (other than Debt Securities) (A to C) .....</b>	<b>549,284.4</b>	<b>550,453.8</b>	<b>467,109.3</b>	<b>466,625.4</b>
<b>Borrowings (other than Debt Securities) in/ outside India .....</b>				
Borrowings in India .....	357,328.7	359,610.2	290,733.1	292,120.8
Borrowings outside India .....	191,955.7	190,843.6	176,376.2	174,504.6
<b>Total - Borrowings (other than Debt Securities) .....</b>	<b>549,284.4</b>	<b>550,453.8</b>	<b>467,109.3</b>	<b>466,625.4</b>

#### Subordinated Liabilities

Particulars	(₹ in Million)			
	As at December 31, 2019		As at March 31, 2019	
	Face Value	Amortised Cost	Face Value	Amortised Cost
<b>175th Series - Subordinate Tier-II Bonds -</b>				
8.97% Redeemable at par on 28.03.2029 .....	21,512.0	22,968.2	21,512.0	21,512.4
<b>115th Series - Subordinate Tier-II Bonds -</b>				
8.06% Redeemable at par on 31.05.2023 .....	25,000.0	26,176.5	25,000.0	26,675.2
<b>Total - Subordinated Liabilities .....</b>	<b>46,512.0</b>	<b>49,144.7</b>	<b>46,512.0</b>	<b>48,187.6</b>
<b>Subordinated Liabilities in/ outside India .....</b>				
Borrowings in India .....	46,512.0	49,144.7	46,512.0	48,187.6
Borrowings outside India .....	-	-	-	-
<b>Total - Subordinated Liabilities .....</b>	<b>46,512.0</b>	<b>49,144.7</b>	<b>46,512.0</b>	<b>48,187.6</b>
<b>TOTAL BORROWING .....</b>	<b>2,627,403.4</b>	<b>2,677,426.7</b>	<b>2,392,864.5</b>	<b>2,443,210.9</b>

#### Domestic Borrowings

In terms of domestic resources, a significant proportion of our Rupee denominated funds are raised through privately placed bond issues in the domestic market. We have a diverse investor base of banks, financial institutions, mutual funds, insurance companies, provident fund trusts, gratuity fund trusts and superannuation trusts and individuals.

The following table sets forth our outstanding consolidated Rupee-denominated indebtedness by type and the percentage such indebtedness constituted of our total consolidated Rupee-denominated indebtedness as of March 31, 2017, 2018 and 2019:

Rupee Denominated	(Rs. million, except percentages)					
	As of March 31,					
	2017		2018		2019	
	Amount	%	Amount	%	Amount	%
Taxable bonds .....	1,134,493.9	77.51	1,288,708.9	76.29	1,351,840.7	66.12
54EC long-term tax exemption bonds .....	194,774.0	13.31	237,051.2	14.03	238,799.2	11.68
Infrastructure bonds.....	1,116.4	0.08	1,104.7	0.07	914.3	0.04
Tax-free bonds .....	125,779.7	8.59	125,779.7	7.45	125,779.7	6.15
Term loans/WCDL .....	7,501.3	0.51	4,001.1	0.24	197,501.1	9.66
Government loans .....	-	0.00	-	0.00	50,000.0	2.45
Commercial paper .....	-	0.00	32,500.0	1.92	79,750.0	3.90
<b>Total .....</b>	<b>1,463,665.3</b>	<b>100.00</b>	<b>1,689,145.6</b>	<b>100.00</b>	<b>2,044,585.0</b>	<b>100.00</b>

The following table sets forth our outstanding non-consolidated Rupee-denominated indebtedness by type and the percentage such indebtedness constituted of our total non-consolidated Rupee-denominated indebtedness as of March 31, 2019 and December 31, 2019:

Rupee Denominated	(Rs. million, except percentages)			
	As of			
	March 31, 2019		December 31, 2019	
	Amount	%	Amount	%
Taxable bonds .....	1,351,840.7	66.16	1,473,667.1	68.19
54EC long-term tax exemption bonds .....	238,799.2	11.69	228,231.5	10.56

Infrastructure bonds.....	914.3	0.04	914.3	0.04
Tax-free bonds .....	126,484.1	6.19	126,484.1	5.85
Term loans/WCDL .....	195,501.1	9.57	196,745.7	9.10
Government loans .....	50,000.0	2.45	100,000.0	4.63
Commercial paper .....	79,750.0	3.90	35,000.0	1.62
<b>Total .....</b>	<b>2,043,289.4</b>	<b>100.00</b>	<b>2,161,042.7</b>	<b>100.00</b>

*Taxable bonds.* We issue secured and unsecured, non-convertible, non-cumulative, redeemable, taxable, senior and subordinate bonds typically with a maturity of three to ten years from the date of issuance and bearing a fixed interest rate that depends upon market conditions at the time of issuance.

*54EC long term tax exemption bonds.* We began issuing 54 EC – capital gain tax exemption bonds in Fiscal 2001 according to Section 54EC of the IT Act relating to exemption of taxes on long-term capital gains, if invested in these bonds, subject to limits and qualifications. We are, therefore, able to price such bonds at a lower rate of interest than would otherwise be available to us. In order to qualify for the tax exemption, these bonds must be held for not less than three years. Up to Fiscal 2007, these bonds have put dates or maturity dates at the end of three years from issuance and thereafter automatic redemption after the lock in period of three years. Since January 2007, the Government has limited the amount of our bonds which an individual investor can utilize to offset long-term capital gains to Rs.5.0 million in a financial year and this has reduced the amount of bonds we have been able to offer for subsequent periods. Since April 1, 2018, the holding period as well as automatic redemption period has been changed from 3 (three) to 5 (five) years by the Government. The 54EC – capital gain tax exemption bonds are offered on a domestic private placement basis and are not listed on any exchange.

*Infrastructure bonds.* We issued infrastructure bonds between Fiscals 2002 to 2005 under section 88 of the IT Act, and in Fiscals 2011 and 2012, issued such bonds under section 80CCF of the IT Act. Under provisions of Section 88 of the IT Act, deduction is allowed from the amount of income tax (as computed before allowing the deductions under Chapter VI) on an investor's total income from investment of these bonds. Under Section 80CCF of the IT Act, deduction is allowed from gross total income of an assessee on investment in these bonds and if terms of the issue were subject to Notification No 48/2010/F NO 149/84/2010- SO (TPL) issued by the CBDT.

Our infrastructure bonds typically have a maturity of 10 and 15 years from the date of issuance and bear a fixed interest rate with put option after five and seven years. The infrastructure bonds were offered on a domestic private placement basis and the bonds are listed on the NSE and tradable after the stipulated lock in period.

*Tax-free bonds.* We issued tax-free bonds up to Fiscal 2002 and thereafter issued such bonds in Fiscal 2012, Fiscal 2014 and Fiscal 2016. Under the IT Act, interest on these bonds was tax exempt for bondholders and we were therefore able to price such bonds at a lower rate of interest than would otherwise have been available to us.

*Term loans from commercial banks and financial institutions.* Rupee denominated term loan facilities from commercial banks and financial institutions are obtained on commercial terms and have varying maturity dates and interest rates.

*Commercial Paper.* We have mobilised funds through the issuance of commercial papers during various years. These are obtained on varying maturity dates and interest rates.

#### *Foreign Currency Resources*

We first began arranging for foreign currency borrowings during Fiscal 2007. As of December 31, 2019, our outstanding liability was Rs. 466,360.59 million based on foreign exchange rates as of December 31, 2019 for the relevant currencies.

### *External commercial borrowings (ECB) in foreign currency*

In Fiscal 2017, we raised ECB as follows:

- Bilateral loan agreement for U.S.\$ 100 million through The Bank of Tokyo-Mitsubishi UFJ Limited, Singapore Branch. The loan under this agreement bears a variable interest at a spread of 80 basis points over three-month USD LIBOR and will mature in Fiscal 2022. As of December 31, 2019, this loan facility was fully drawn and the entire USD 100 million hedged through call spread options at 4.3195 per cent. per annum.
- Syndicated loan agreement through The Bank of Tokyo-Mitsubishi UFJ Limited, Mizuho Bank, Limited, and Australia and New Zealand Banking Group Limited for USD 230 million. The loan under this agreement bears a variable interest at a spread of 80 basis points over one-month USD LIBOR and will mature in Fiscal 2022. As of December 31, 2019, this loan facility was fully drawn and the entire USD 230 million hedged through call spread options at 3.5433 per cent. per annum.

In Fiscal 2018, we raised ECB as follows:

- Bilateral loan agreement for USD 200 million through State Bank of India, London Branch. The loan under this agreement bears a variable interest at a spread of 65 basis points over three-month USD LIBOR and will mature in Fiscal 2023. As of December 31, 2019, this loan facility was fully drawn and is unhedged.
- USD Reg-S Green Bonds amounting to USD 450 million under the Company's MTN programme at a fixed cost of 3.875% for a tenure of 10 years, listed on Singapore Stock Exchange and the International Securities Market of the London Stock Exchange. The bonds will mature in Fiscal 2028. As of December 31, 2019, the funds under these bonds have been fully drawn and are unhedged.
- Bilateral loan agreement through MUFG Bank Limited for USD 57.50 million to part refinance the syndicated term loan of USD 250 million raised in Fiscal 2015. The loan under this agreement bears a variable interest at a spread of 35 basis points over six-month USD LIBOR and will mature in Fiscal 2020. As of December 31, 2019, this loan facility was fully drawn and repaid with the outstanding balance being nil.
- USD Reg-S Bonds amounting to USD 400 million under the Company's MTN programme at a fixed cost of 3.068% for a tenure of 3 years, listed on Singapore Stock Exchange and the International Securities Market of the London Stock Exchange, to refinance the syndicated term loan of USD 400 million raised in Fiscal 2015. The bonds will mature in Fiscal 2021. As of December 31, 2019, the funds under these bonds have been fully drawn and entire funds have been hedged through seagull options with upfront premium payment of 6.46%.
- Syndicated loan agreement through MUFG Bank Limited, Singapore Branch, HSBC Bank (Mauritius) Limited and The Hongkong and Shanghai Banking Corporation Limited, Mauritius Branch for USD 240 million to part refinance syndicated term loan of USD 400 million raised in Fiscal 2015. The loan under this agreement bears a variable interest at a spread of 51 basis points over six-month USD LIBOR and will mature in Fiscal 2021. As of December 31, 2019, this loan facility was fully drawn and is unhedged.
- Bilateral loan agreement through Mizuho Bank Limited for USD 160 million to part refinance the syndicated term loan of USD 400 million raised in Fiscal 2015. The loan under this agreement bears a variable interest at a spread of 60 basis points over three-month USD LIBOR and will

mature in Fiscal 2021. As of December 31, 2019, this loan facility was fully drawn and is unhedged.

- USD Reg-S Bonds amounting to USD 300 million under the Company's MTN programme at a fixed cost of 4.625% for a tenure of 10 years, listed on Singapore Stock Exchange and the International Securities Market of the London Stock Exchange. The bonds will mature in Fiscal 2028. As of December 31, 2019, the funds under these bonds have been fully drawn and are unhedged.

In Fiscal 2019, we raised ECB as follows:

- Bilateral loan agreement for USD 250 million through Bank of Baroda, New York branch. The loan under this agreement bears a variable interest at a spread of 90 basis points over six-month USD LIBOR and will mature in Fiscal 2024. As of December 31, 2019, this loan facility was fully drawn and the entire funds have been hedged through seagull options with an upfront premium payment of 12.428%
- Bilateral loan agreement for JPY 10.33 billion through MUFG Bank Limited, Singapore. The loan under this agreement bears a variable interest at a spread of 20 basis points over six-month JPY LIBOR and will mature in Fiscal 2024. As of December 31, 2019, this loan facility was fully drawn and the entire funds have been hedged through seagull options with an upfront premium payment of 24.8007%
- USD 144A/Reg-S Bonds amounting to USD 700 million under the Company's GMTN programme at a rate of 5.25% due 2023, listed on Singapore Stock Exchange and the International Securities Market of the London Stock Exchange, the India International Exchange IFSC Limited and NSE IFC Limited. The bonds will mature on November 13, 2023. As of December 31, 2019, the funds under these bonds have been fully drawn and the entire funds have been hedged through seagull options with an upfront premium payment of 12.6452%.
- Bilateral loan agreement for USD 250 million through Bank of India, New York branch. The loan under this agreement bears a variable interest at a spread of 90 basis points over six-month USD LIBOR and will mature in Fiscal 2024. As of December 31, 2019, this loan facility was fully drawn and is unhedged
- Bilateral loan agreement for USD 75 million through DBS Bank Limited with the option to increase the total amount of the facility up to USD 150 million. Mizuho Bank, Limited as the "Increased Lender" entered into an increase confirmation with DBS Bank Limited as the Facility Agent and as the Original Mandated Lead Arranger (under the Facility Agreement dated March 25, 2019) to increase the total commitment by USD 75 million on May 7, 2019. The loan under this agreement bears a variable interest at a spread of 100 basis points over three-month USD LIBOR and will mature in Fiscal 2024. As of December 31, 2019, this loan facility was fully drawn and the entire funds have been hedged through seagull options with an upfront premium payment of 14.90%.

In the nine-month period ended December 31, 2019, we raised ECB as follows:

- Bilateral loan agreement for USD 100 million through State Bank of India, London branch. The loan under this agreement bears a variable interest at a spread of 135 basis points over three-month USD LIBOR and will mature in Fiscal 2025. As of December 31, 2019, this loan facility was fully drawn and is unhedged

- USD Reg-S Bonds amounting to USD 650 million under the Company's GMTN programme at a rate of 3.375% due 2024, listed on Singapore Stock Exchange and the International Securities Market of the London Stock Exchange, the India International Exchange IFSC Limited and NSE IFC Limited. The bonds will mature on July 25, 2024. As of December 31, 2019, the funds under these bonds have been fully drawn and are unhedged.
- Syndicated loan agreement through MUFG Bank Limited and State Bank of India for USD 150 million. The loan under this agreement bears a variable interest at a spread of 110 basis points over six-month USD LIBOR and will mature in Fiscal 2023. As of December 31, 2019, this loan facility was fully drawn and the entire funds have been hedged through seagull options with an upfront premium payment of 9.0547%.
- USD Reg-S Bonds amounting to USD 500 million under the Company's GMTN programme at a rate of 3.50% due 2024, listed on Singapore Stock Exchange and the International Securities Market of the London Stock Exchange, the India International Exchange IFSC Limited and NSE IFC Limited. The bonds will mature on December 12, 2024. As of December 31, 2019, the funds under these bonds have been fully drawn and are unhedged.

*Bilateral credit agreements.* We also have six foreign currency loan facilities from external bilateral credit agencies.

- In Fiscal 2006, we entered into a loan agreement with JICA for financial assistance of JPY20,629 million restated to JPY16,949.38 million with effect from August 29, 2012. This agreement bears a fixed interest rate of 0.75 per cent. per annum and matures in Fiscal 2021. The Government has guaranteed borrowings under this facility for which we pay a guarantee fee. As of December 31, 2019, this loan facility had been fully drawn.
- In Fiscal 2007, we entered into a loan agreement with KfW for financial assistance of EUR70 million. The loan under this agreement bears a fixed interest rate of 3.73 per cent. per annum and matures in Fiscal 2019. The Government has guaranteed borrowings under this facility for which we pay a guarantee fee. As of December 31, 2019, this loan facility had been fully drawn and matured with the outstanding balance as on December 31, 2019 being nil.
- In Fiscal 2008, we entered into a second loan agreement with JICA for financial assistance of JPY 20,902 million restated to JPY 13,000 million with effect from February 18, 2012 and further restated to JPY11,809 million with effect from March 31, 2016. A second amendment letter dated August 1, 2016 was entered into for amending the amortization schedule of the loan agreement. This agreement bears a fixed interest rate of 0.65 per cent. per annum and matures in Fiscal 2023. The Government has guaranteed borrowings under this facility for which we pay a guarantee fee. As of December 31, 2019, this loan facility had been fully drawn.
- In Fiscal 2009, we entered into a second loan agreement with KfW for financial assistance of EUR70 million. This agreement bears a fixed interest rate of 2.89 per cent. per annum and matures in 2020. The Government has guaranteed borrowings under this facility for which we pay a guarantee fee. As of December 31, 2019, this loan facility had been fully drawn.
- In Fiscal 2012, we entered into a third loan agreement with KfW for financial assistance of EUR100 million. This agreement bears a fixed interest rate of 1.86 per cent. per annum and matures in 2024. The Government has guaranteed borrowings under this facility for which we pay a guarantee fee. As of December 31, 2019, EUR 100 million had been fully drawn under this facility.

- In Fiscal 2019, we entered into our fourth loan agreement with KfW which provides for financial assistance of USD 228 million to be utilized for renewable energy projects. This agreement bears a variable interest at a spread of 13 basis points over six-month USD LIBOR and matures in 2030. The facility has been raised based on our Company's standalone strength and there is no Government guarantee fee on this facility. As of December 31, 2019, USD 90.12 million had been drawn under this facility.

## Investment operations

The primary objective of our investment policy is the prudent management of surplus funds so as to achieve optimal returns. We aim to use our treasury operations to manage our liquidity. Our investments of short-term surplus are primarily in bank deposits and debt-based schemes of public mutual funds for a period of one year beginning July 9, 2009 or the date of any modification of the guidelines issued by the Government for investment of surplus funds in debt-based schemes of public mutual funds, whichever is earlier.

The following table sets forth our consolidated investments as of the dates indicated:

Particulars	As of March 31,		
	2017	2018	2019
	<i>(Rs. in Million)</i>		
	Amount	Amount	Amount
<b>Government Securities</b> .....	-	-	
- Government of Madhya Pradesh Power Bonds – II .. (1 Bond of Rs. 471.6 Millions each).....	2,358.0	1,414.8	471.6
<b>Sub-total - Government Securities</b> .....	2,358.0	1,414.8	471.6
<b>Debt Securities</b> .....			
Bonds of Uttar Pradesh Power Corporation Limited (30,385 Bonds of Rs. 0.1 million each)	3,174.7	3,174.7	-
11.15% Perpetual Bonds of Indian Bank .....	5,003.1	5,003.1	5,003.1
(5,000 Bonds of Rs. 1.0 Million each).....			
11.25% Perpetual Bonds of Vijaya Bank .....	5,000.0	5,000.0	5,562.5
(5,000 Bonds of Rs. 1.0 Million each).....			
11.25% Perpetual Bonds of Syndicate Bank.....	5,003.1	5,003.1	5,003.1
(5,000 Bonds of Rs. 1.0 Million each).....			
7.39% Tax Free 15 years Secured Redeemable Non Convertible Bonds of Housing and Urban Development Corporation ( <b>HUDCO</b> ) .....	88.2	88.2	88.1
(86,800 Bonds of Rs. 1,000 each).....			
7.35% Tax Free 15 years Secured Redeemable Non Convertible Bonds of National Highway Authority of India Limited ( <b>NHAI</b> ) .....	46.1	46.1	46.0
(46,000 Bonds of Rs. 1,000 each).....			
7.39% Tax Free 15 years Secured Redeemable Non Convertible Bonds of NHAI .....	36.9	36.9	36.8
(36,800 Bonds of Rs. 1,000 each).....			
7.49% Tax Free 15 years Secured Redeemable Non Convertible Bonds of Indian Renewable Energy Development Agency .....	62.2	62.2	62.2
(61,300 Bonds of Rs. 1,000 each).....			
7.35% Tax Free 15 years Secured Redeemable Non Convertible Bonds of Indian Railway Finance Corporation.....	22.3	22.3	23.1
(22,300 Bonds of Rs. 1,000 each).....			
7.35% Tax Free 15 years Secured Redeemable Non	14.5	14.5	14.0

Convertible Bonds of National Bank for Agriculture and Rural Development .....			
(14,000 Bonds of Rs. 1,000 each).....			
8.76% Tax Free 20 years Secured Redeemable Bonds of HUDCO.....	51.0	50.9	50.9
(50,000 Bonds of Rs. 1,000 each).....	175.0	648.4	
<b>Sub-total - Debt Securities .....</b>	<b>18,852.1</b>	<b>19,150.4</b>	<b>15,889.8</b>
<b>Equity Instruments</b>			
- NHPC.....	5,925.2	5,097.1	4,330.0
(17,53,02,206 Equity shares of Rs. 10 each) .....			
- Indian Energy Exchange Limited.....	1,092.5	2,003.6	2,062.5
(1,25,00,000 Equity shares of Rs. 1 each) .....			
- HUDCO.....	-	23.0	15.6
(3,47,429 Equity shares of Rs. 10 each) .....			
- Universal Commodity Exchange Limited. ....	-	-	-
(1,60,00,000 Equity shares of Rs. 10 each) .....			
- Lanco Teesta Hydro Power Private Limited. ....	-	-	-
(10,20,00,000 Equity shares of Rs. 10 each) .....			
<b>Sub-total - Equity Instruments.....</b>	<b>7,017.7</b>	<b>7,123.7</b>	<b>6,408.1</b>
<b>Others .....</b>			
- Units of 'Small is Beautiful' Fund.....	-	62.6	61.8
(61,52,200 units of Rs. 10 each).....			
<b>Sub-total - Others.....</b>	<b>63.0</b>	<b>62.6</b>	<b>61.8</b>
<b>Total - Gross (A) .....</b>	<b>28,290.8</b>	<b>27,751.5</b>	<b>22,831.3</b>
(i) Investments outside India .....	-	-	-
(ii) Investments in India.....	28,290.8	27,751.5	22,831.3
<b>Total (B).....</b>	<b>28,290.8</b>	<b>27,751.5</b>	<b>22,831.3</b>
Less: Allowance for impairment loss (C) .....		-	-
<b>Total - Net (D=A-C).....</b>	<b>28,290.8</b>	<b>27,751.5</b>	<b>22,831.3</b>

The following table sets forth our non-consolidated investments as of the dates indicated:

	As at March 31, 2019	As at December 31, 2019
	(₹ in millions)	
<b>Government Securities .....</b>		
- Government of Madhya Pradesh Power Bonds - II.....	471.6	-
(1 Bond of ₹ 471.6 millions).....		
<b>Sub-total - Government Securities .....</b>	<b>471.6</b>	<b>-</b>
<b>Debt Securities .....</b>		
11.15% Perpetual Bonds of Indian Bank .....	5,003.1	5,422.3
(5,000 Bonds of ₹ 1.0 million each) .....		
11.25% Perpetual Bonds of Vijaya Bank (Now Bank of Baroda)	5,562.5	5,421.1
.....		
(5,000 Bonds of ₹ 1.0 million each) .....		
11.25% Perpetual Bonds of Syndicate Bank .....	5,003.1	5,426.1
(5,000 Bonds of ₹ 1.0 million each) .....		
<b>Sub-total - Debt Securities .....</b>	<b>15,568.7</b>	<b>16,269.5</b>
<b>Equity Instruments .....</b>		
- NHPC.....	4,330.0	4,198.5
(17,53,02,206 Equity shares of ₹ 10 each) .....		
- Indian Energy Exchange Limited.....	2,062.5	1,752.3



(1,22,71,211 Equity shares of ₹ 1 each) .....		
- HUDCO.....	15.6	12.5
(3,47,429 Equity shares of ₹ 10 each) .....		
- Rattan India Power Limited .....	-	175.9
(9,25,68,105 Equity shares of ₹ 10 each) .....		
<b>Sub-total - Equity Instruments .....</b>	<b>6,408.1</b>	<b>6,139.2</b>
<b>Subsidiaries .....</b>		
- RECPDCL.....	0.5	0.5
(50,000 Equity shares of ₹ 10 each) .....		
- RECTPCL .....	0.5	0.5
(50,000 Equity shares of ₹ 10 each) .....		
<b>Sub-total – Subsidiaries.....</b>	<b>1.0</b>	<b>1.0</b>
<b>Joint Ventures .....</b>		
- Energy Efficiency Services Limited.....	1,465.0	2,181.0
(21,81,00,000 Equity shares of ₹ 10 each) .....		
<b>Sub-total - Joint Ventures.....</b>	<b>1,465.0</b>	<b>2,181.0</b>
<b>Investment in Preference Securities .....</b>		
- RIPL .....	-	222.1
(2,87,20,978 redeemable preference shares of ₹ 10 each) .....		
- RIPL .....	-	324.7
(4,33,03,616 optionally convertible cumulative redeemable preference shares of ₹ 10 each) .....		
<b>Sub-total - Preference Shares .....</b>	<b>-</b>	<b>546.8</b>
<b>Others .....</b>		
- Units of 'Small is Beautiful' Fund.....	61.8	61.2
(61,52,200 units of ₹ 10 each) .....		
<b>Sub-total - Others .....</b>	<b>61.8</b>	<b>61.2</b>
<b>Total - Gross (A) .....</b>	<b>23,976.2</b>	<b>25,198.7</b>
(i) Investments outside India .....	-	-
(ii) Investments in India.....	23,976.2	25,198.7
<b>Total (B).....</b>	<b>23,976.2</b>	<b>25,198.7</b>
Less: Allowance for impairment loss (C) .....	-	-
<b>Total - Net (D=A-C).....</b>	<b>23,976.2</b>	<b>25,198.7</b>

## Capital Adequacy

The Company's capital to risk-weighted assets ratio as of December 31, 2019 is 18.36 per cent. The calculation and composition of our Tier-I and Tier-II capital is as follows:

Particulars	Rs. in millions
1. Tier-I Capital .....	337,173.7
2. Tier-II Capital .....	63,804.9
3. Total capital (1+2) .....	400,978.6
4. Total Risk Weighted Assets.....	2,183,431.3
<b>Capital to risk-weighted assets ratio (CRAR) (3/4).....</b>	<b>18.36%</b>

Our direct loans to state government are assigned a risk weight of 0 per cent. and state government guaranteed loans which have not remained in default/which are in default for a period not more than 90 days are assigned a risk weightage of 20 per cent. However, if the loans guaranteed by the state government have remained in default for a period of more than 90 days, a risk weightage of 100 per cent. is assigned to such loans.

Pursuant to the RBI Master Direction RBI/DNBR/2016-17/45 DNBR. PD. 008/03.10.119/2016-17 dated September 1, 2016, as updated from time to time, our Company, being an IFC is required to have a CRAR of 15 per cent. (with a minimum Tier-I capital of 10 per cent.).

## RISK MANAGEMENT

Our Company has adopted a comprehensive risk management policy including the overarching framework for identifying, assessing, measuring, monitoring and mitigating/managing risks in all processes, products, activities as performed by all departments at the head office and project offices. The risks are classified under three categories, namely, credit risk, market risk and operational risk. Market risk management consists of the asset liability management policy and hedging policy. The asset liability management policy includes, *inter alia*, liquidity risk management, interest rate risk management as well as risk testing methodologies and risk reporting mechanisms. Hedging policy covers the management and reporting of risks associated with foreign currency borrowings and derivative transactions entered into by our Company.

### **Risk Management Structure**

Our Board is entrusted with the overall responsibility for the management of risks of our business and implements our risk management policies and sets limits for our liquidity, interest rate and foreign currency exchange rate tolerances.

### **Asset Liability Management Committee (ALCO)**

Our Company has constituted the ALCO which is functioning under the chairmanship of the Chairman and Managing Director, and it comprises the Director (Finance), Director (Technical), Executive Directors and General Managers from the finance and operating divisions of our Company as its members.

ALCO monitors risks related to liquidity, interest rates and currency rates. The liquidity risk is being monitored with the help of liquidity gap analysis and the committee manages the liquidity risk through a mix of strategies. The interest rate risk is monitored through an interest rate sensitivity analysis and managed through the review of lending rates, cost of borrowings and the term of lending and borrowing. Foreign currency risk associated with exchange rate and interest rate is managed through various derivative instruments.

### **Risk Management Committee (RMC)**

Our Company has also constituted a RMC which is currently functioning under the chairmanship of a part-time non-official independent director along with another part-time non-official independent director, the Director (Finance) and Director (Technical) as other members for monitoring the credit risk and operational integrated risks of our Company. The main function of the RMC is to monitor various risks likely to arise and to initiate action for mitigation of risk arising in the operation and other related matters of our Company.

### **Chief Risk Officer (CRO)**

Our Company has appointed the CRO pursuant to RBI circular RBI/2018-19/184 DNBR (PD) CC. No. 099/03.10.001/2018-19 dated May 16, 2019.

### **RISK MONITORED UNDER ALCO**

#### **Market Risk**

Market risk is the potential loss arising from changes in market rates and market prices. Our primary market risk exposures result primarily from fluctuations in interest rates and foreign currency exchange rates.

#### **Interest rate risk**

Interest rate risk is the risk that is associated with the changes in market interest rates which may adversely affect our financial condition. The primary interest rate-related risks are from timing difference in the maturity of our fixed rate assets and liabilities (e.g. in an increasing interest rate environment, if our fixed rate liabilities mature prior to our fixed rate assets, it would require us to incur additional liabilities at a higher interest rate) and repricing risk, i.e. where there is an adverse mismatch between the repricing terms of our loan assets and our loan liabilities.

We have historically implemented and will in the future implement, interest rate risk management through the contractual terms of our loans, including pricing terms, maturities and prepayment and repricing provisions. Initially, all of our loans were on a fixed rate basis. We also include in our products certain provisions that allow us to reset the interest rate after one, three or ten years.

In order to mitigate the interest rate risk, we periodically review our lending rates based on our cost of borrowing. We then determine our lending rates based on prevailing market rates, our weighted average cost of funding and our post-tax margins.

In order to manage pre-payment risk, most of our contracts either prohibit pre-payment prior to an interest reset date or require a pre-payment premium if the loan is prepaid prior to an interest reset date. The interest rate reset dates typically occur at one-three-or-ten-year intervals. Additionally, the terms of most of our loans permit us to increase the interest rate on any undrawn portion of the overall sanction.

Under our interest rate risk management policies, we are instituting analytical techniques, such as gap analysis and sensitivity analysis in order to measure our interest rate risk. Under our gap analysis technique, we group our interest rate sensitive assets and liabilities based on their respective maturities (or repricing dates) to determine our susceptibility, from an interest income perspective, to both increasing and decreasing interest rate environments within the time period. We also perform sensitivity analysis based on assumed interest rate scenarios to determine our susceptibility to sudden changes in the interest rate environment.

Our ALCO has agreed that our year-end mismatch of rate sensitive assets and rate sensitive liabilities may not exceed 40 per cent. of rate sensitive liabilities.

For additional information on our interest rate risk, see the relevant section in “*Risk Factors*” in this Offering Circular.

#### **Foreign currency exchange rate risk.**

Foreign currency exchange risk involves exchange rate movements among currencies that may adversely impact the value of foreign currency-denominated assets, liabilities and off-balance sheet arrangements. We have foreign currency borrowings that could expose us to foreign currency exchange rate risk and we expect to increase our foreign currency-denominated borrowings in the future. As of December 31, 2019, the Company’s total foreign currency liabilities outstanding are JPY 12,092.0 million, U.S.\$ 6,370.1 million and EUR 55.1 million. As of December 31, 2019, the Company has not engaged in foreign currency denominated lending.

Our Company manages foreign currency risk associated with exchange rate and interest rate through various derivative instruments. For this, our Company has put in place a hedging policy to manage risk associated with foreign currency borrowings. Foreign currency risk associated with exchange rate and interest rate is managed through various derivative instruments.

Our ALCO has agreed that the net open exposure position shall not be more than 50 per cent. of our net worth at any point of time for exchange rate risk and not more than 20 per cent. of our net worth for interest rate risk.

For additional information on our foreign currency risk, see the relevant section in “*Risk Factors*” in this Offering Circular.

### **Liquidity Risk**

Liquidity risk is the risk of our potential inability to meet our liabilities as they become due. We face liquidity risks, which could require us to raise funds or liquidate assets on unfavourable terms. We manage our liquidity risk through a mix of strategies, including through forward-looking resource mobilisation based on projected disbursements and maturing obligations.

Our ALCO has agreed that up to one month’s mismatch of assets and liabilities may not exceed 15 per cent. of cash outflow, the three months cumulative mismatch may not exceed 30 per cent. of aggregate cash outflow and the annual cumulative mismatch may not exceed 30 per cent. of aggregate cash outflow.

For additional information on our liquidity risk, see the relevant section in “*Risk Factors*” in this Offering Circular.

## **RISK MONITORED UNDER RMC**

### **Credit Risk**

Credit risk is a risk inherent in the financing industry and involves the risk of loss arising from the diminution in credit quality of a borrower and the risk that the borrower will default on contractual repayments under a loan or an advance.

We follow a systematic institutional and project appraisal process to assess and mitigate credit risk. These processes include a detailed appraisal methodology, identification of risks and suitable structuring and credit risk mitigation measures. We use a wide range of quantitative as well as qualitative parameters as part of the appraisal process to make a sound assessment to the extent of the underlying credit risk in a project.

Our current policies look at the borrower’s eligibility criteria, placing emphasis on financial and operational strength, capability and competence. We determine borrower creditworthiness within the public sector based, *inter alia*, on third party ratings of such borrowers that are made available to us. Lending policies are set out in the loan policy circulars and permit prioritisation in the form of differential interest rates and project credit limits. We evaluate the credit quality of the borrower by assigning risk weightings on the basis of the various financial and non-financial parameters. For additional information on our lending policies, see the section titled “*Business – Our Lending Policies*” in this Offering Circular.

For additional information on our credit risk, see the section titled “*Risk Factors*” in this Offering Circular.

### **Operational Risk**

Operational risks are risks arising from inadequate or failed internal processes, people, systems or external events. We have continually strengthened our systems and procedures to recognise and reduce operational risk in our business. For this, our Company has the RMC which comprises the Director (Finance), the Director (Technical) and two independent directors for managing the integrated risk of our Company.

*Operational controls in project finance activities.* We have operational guidelines and manuals that provide a detailed description of the systems and procedures to be followed in the course of appraisal, approval, disbursement and recovery of a loan.

*Operational controls in treasury activities.* Our investment policy provides policies for deployment of short-term surplus funds and a description of operations to be followed, with suitable exposure and counterparty limits. Compliance with our guidelines is monitored through internal control and external and internal audits.

## MANAGEMENT

### Board of Directors

As on February 8, 2020, the Board consists of five directors out of which two are whole-time directors, one is a Government nominee director, one is an independent director and one is a nominee director of PFC.\*\*

The following table sets out details regarding the Board as of February 8, 2020:

Name	Position	Other Directorships
Shri Ajeet Kumar Agarwal* DIN 02231613 .....	Chairman and Managing Director and Director (Finance) Whole-Time Director <i>Non-Independent Director</i>	<ul style="list-style-type: none"> <li>• REC Transmission Projects Company Limited;</li> <li>• Indian Energy Exchange Limited; and</li> <li>• REC Power Distribution Company Limited.</li> </ul>
Shri Sanjeev Kumar Gupta DIN 03464342 .....	Director (Technical) Whole-Time Director <i>Non-Independent Director</i>	<ul style="list-style-type: none"> <li>• REC Power Distribution Company Limited; and</li> <li>• REC Transmission Projects Company Limited.</li> </ul>
Shri Mritunjay Kumar Narayan DIN 03426753 .....	Government Nominee Director <i>Non-Executive Director</i>	<ul style="list-style-type: none"> <li>• Power Finance Corporation Limited; and</li> <li>• PTC India Limited</li> </ul>
Shri Praveen Kumar Singh DIN 03548218 .....	Nominee Director of PFC <i>Non-Executive Director</i>	<ul style="list-style-type: none"> <li>• PFC;</li> <li>• Coastal Karnataka Power Limited;</li> <li>• Sakhigopal Integrated Power Company Limited;</li> <li>• Jharkhand Infrapower Limited;</li> <li>• Ghogarpalli Integrated Power Company Limited;</li> <li>• PFC Consulting Limited; and</li> <li>• Orissa Integrated Power Limited</li> </ul>
Smt. Asha Swarup** DIN 00090902 .....	Part time Non-Official <i>Independent Director</i>	Himachal Pradesh Kaushal Vikas Nigam
Dr. Bhagvat Kisanrao Karad DIN 000998839 .....	Part time Non-Official <i>Independent Director</i>	None

\* Pursuant to the approval of the Appointment Committee of Cabinet, MoP dated January 6, 2020, Shri Ajeet Kumar Agarwal, Director (Finance) of our Company shall continue to hold the additional charge of the post of Chairman and Managing Director of our Company from December 6, 2019 till the date of his superannuation i.e. May 31, 2020 or till the appointment of a regular incumbent or until further orders, whichever is earliest.

\*\* Pursuant to the order dated February 8, 2017 of the MoP, Smt. Asha Swarup was appointed as part-time non-official Independent Director of our Company for a period of three years from the date of notification of her appointment or till further orders, whichever is earlier. Smt. Asha Swarup has retired with effect from February 8, 2020 upon completion of the tenure. Being a Government Company, the power of appointment of Directors on the Board is vested with the President of India acting through the MoP. In accordance with the Companies (Appointment and Qualification of Directors) Rules, 2014, intermittent vacancy of a woman director needs to be filled-up by the Board at the earliest but not later than the immediate next Board meeting or three months from the date of

*such vacancy whichever is later. Accordingly, the Company vide its letter dated February 12, 2020 has requested the MoP to appoint requisite number of Independent Directors on the Board.*

Pursuant to the terms of Regulation 30 read with Schedule III of the SEBI LODR Regulations, Shri Aravamudan Krishna Kumar and Professor T.T. Ram Mohan ceased to be independent directors of the Board with effect from November 13, 2019.

The Board oversees the overall function of our Company, with meetings held, on average, once a month.

### **Brief Profile of our Directors**

*Shri Ajeet Kumar Agarwal*, has been the Chairman and Managing Director (CMD) of the Board (additional charge with effect from March 6, 2019) and Director (Finance) of our Company since August 1, 2012. He has earned his bachelor of commerce (honours) degree from Shri Ram College of Commerce, University of Delhi. He is also a Fellow Member of the Institute of Chartered Accountants of India. Shri Agarwal has 36 years experience in Public Sector Undertakings. He is accountable to the Board and is responsible for the effective functioning of our Company in pursuit of its mission, goals and objectives.

As Director (Finance) of our Company, he provides directions with respect to Financial Management and Operations of the organization encompassing organizational and financial planning, formulation of financial policy, financial accounting, management control systems, cash and funds management, tax planning, mobilization and management of resources, liaising with financial institutions and capital market players. He also supervises treasury functions, lending operations and advises on corporate risk management matters.

Since March 6, 2019, he is the ex-officio Chairman on the board of directors of two wholly-owned subsidiaries of our Company namely, REC Transmission Projects Company Limited and REC Power Distribution Company Limited. He is also a nominee director on the board of directors of the Indian Energy Exchange Limited, a listed company.

*Shri Sanjeev Kumar Gupta*, is the Director (Technical) on the Board of our Company since October 16, 2015. He holds a bachelor's degree in Electrical Engineering from G.B. Pant University of Agriculture & Technology, Pant Nagar, Uttarakhand. He has 37 years of experience in the Indian power sector across diverse functions such as planning, design, construction, O&M, project management of large EHV & UHV Transmission projects, Financing of Generation, Transmission, Distribution and Renewable Projects, etc. in various power CPSU's, REC, PGCIL and NHPC. He was instrumental in the induction of new technologies (including 765 kV AC/1200 kV and  $\pm$  800kV HVDC transmission, ROW optimization, uprating of transmission lines and conductors) in the Indian transmission grid. He was designated as the project manager for various prestigious international consultancy projects in Bhutan, Nepal, Myanmar and Bangladesh.

He is also a Nominee Director on the board of directors of two wholly-owned subsidiaries of our Company namely, REC Power Distribution Company Limited, since October 12, 2015 and REC Transmission Projects Company Limited, since October 26, 2015.

He has been working in our Company since March 16, 2010 at senior management positions including as the chief executive officer of REC Transmission Projects Company Limited as well as the nodal officer for the NEF. He is responsible for all technical functions and business development of the Company.

*Shri Mritunjay Kumar Narayan*, is a Government Nominee Director on the Board of our Company since September 2, 2019. He is an Indian Administrative Service officer of 1995 Uttar Pradesh Cadre,

is a Joint Secretary in the MoP. He holds a B. Tech and M. Tech in Electrical Engineering from Indian Institute of Technology (IIT), Kanpur. He holds a M.Sc. in Public Policy and Management from King's College London and is also a law graduate.

In a career spanning approximately 24 years, Mr. Narayan has had experience of working in various positions in the State of Uttar Pradesh. Prior to joining the MoP as Joint Secretary, he had been the Secretary to the Hon'ble Chief Minister, Uttar Pradesh for over two years, a position which gave him an over-arching experience in governance of the the State of Uttar Pradesh. He also has wide experience in policy formulation and implementation. He had held positions as Commissioner, Commercial Tax and Entertainment Tax for more than two years, with these departments contributing more than 60 per cent. of tax revenue of the State of Uttar Pradesh. With substantial experience in administration, Mr. Narayan has further held most of the field positions in the State of Uttar Pradesh including Sub-Divisional Magistrate, Chief Development Officer, Collector and Divisional Commissioner. He has also served as a director on the board of directors of Lucknow City Transport Services Limited and Meerut City Transport Services Limited. Mr. Narayan is on the board of directors of PFC and PTC India Limited as Government Nominee Director since August 28, 2019.

**Shri Praveen Kumar Singh**, is Nominee Director of PFC on the Board of our Company since June 18, 2019. He has been the Director (Commercial) of PFC since August 10, 2018. Prior to that, he was an executive director (Projects) in PFC and worked in various units of the Projects Division in PFC for over 24 years. Earlier he had also worked for India's largest power equipment manufacturer Bharat Heavy Electricals Limited and the Confederation of Indian Industries for over nine years. Shri Singh holds a bachelor of technology degree in the field of electrical engineering from the Indian Institute of Technology-Banaras Hindu University, Varanasi and master of technology degree in energy and environment management from the Indian Institute of Technology, Delhi. He also completed a "Global Energy MBA program" from Bayer College of Business, University of Houston, USA. Shri Singh has been representing PFC in various committees of the Government of India.

He is also a director on the board of directors of Coastal Karnataka Power Limited, Orissa Integrated Power Limited, Sakhigopal Integrated Power Company Limited, Jharkhand Infrapower Limited, Ghogarpalli Integrated Power Company Limited and PFC Consulting Limited.

**Smt. Asha Swarup**, is an Independent Director of REC since February 8, 2017. She is a retired IAS officer of 1973 batch from Himachal Pradesh cadre, a post graduate from Delhi University and a Pearson Fellow of IDRC, Canada. She has served as Secretary to Government of India, Ministry of Information and Broadcasting (2007-08) and Chief Secretary, Government of Himachal Pradesh (2008-10).

She has also served as Additional Secretary and Financial Advisor to the Ministry of Commerce and Ministry of Textiles (2004-07), Joint Secretary, Ministry of Rural Development (2001-04), Joint Secretary, Department of Youth Affairs and Sports in HRD Ministry (1993-98). She has also served as Chairperson of Himachal Pradesh State Electricity Board and HP Power Corporation Limited.

Post retirement, she has served as Chairperson of HP State Environment Impact Assessment Authority, member of the Expert Group set up by the Cabinet Secretariat to finalize the Result Framework document of Ministries and the Expert Group to finalize the annual targets for Oil sector PSUs by the Department of Public Enterprises. She has also been an Independent Director on the Board of SJVN Limited. She also holds a Directorship on the Board of Himachal Pradesh Kaushal Vikas Nigam.

*\* Pursuant to the order dated February 8, 2017 of the MoP, Smt. Asha Swarup was appointed as part-time non-official Independent Director of our Company for a period of three years from the date of notification of her appointment or till further orders, whichever is earlier. Smt. Asha Swarup has retired with effect from February 8, 2020 upon completion of the tenure. Being a Government*



*Company, the power of appointment of Directors on the Board is vested with the President of India acting through the MoP. In accordance with the Companies (Appointment and Qualification of Directors) Rules, 2014, intermittent vacancy of a woman director needs to be filled-up by the Board at the earliest but not later than the immediate next Board meeting or three months from the date of such vacancy whichever is later. Accordingly, the Company vide its letter dated February 12, 2020 has requested the MoP to appoint requisite number of Independent Directors on the Board.*

**Dr. Bhagvat Kisanrao Karad**, is an Independent Director on the Board of REC since July 17, 2018. Dr. Karad is a paediatric surgeon (M.B.B.S., M.S. in General Surgery and F.C.P.S. M.Ch. in Paediatric Surgery). He has been a medical practitioner for the past 26 years. He has been on the advisory board of directors of Wockhardt Foundation and Aurangabad Airport Authority and is an advisory member for the Government Medical College and Hospital, Aurangabad. In addition to this, he is treasurer of Bhagwan Shikshak Prasarak Mandal, an education trust; member of the board of directors of YSK Multispecialty Hospital and honorary surgeon at the Indira Gandhi Memorial Hospital, Aurangabad.

Dr. Karad has been the mayor of Aurangabad Municipal Corporation twice in the years 2000 and 2006. Due to his business acumen in running commercial organizations and experience in handling various social responsibilities, especially in rural Maharashtra, he has gained an aptitude for addressing and writing socio-economic issues as well as recommending policies to the concerned departments in the state government of Maharashtra especially for projects related to rural India.

At present, he is serving as the acting Chairman of Marathwada Statutory Development Board (MSDB), a board responsible for addressing issues related to the financial and physical backlog in the Marathwada Region, Maharashtra for all state government portfolios.

### **Shareholding of Directors**

Except as set forth below, none of our Directors hold any of our Shares as of December 31, 2019:

<b>S. No.</b>	<b>Name of Shareholder</b>	<b>Number of Shares held</b>
1.	Shri Ajeet Kumar Agarwal .....	484
2.	Shri Praveen Kumar Singh	40

### **Corporate Governance**

Our Company has been complying with the requirements of Corporate Governance as prescribed under the SEBI LODR Regulations. As on date, the composition of the Board of Directors consists of two (2) Executive Directors including the CMD, one (1) Part-time Non-official (Independent) Directors including one (1) Government Nominee Director and one (1) Nominee Director of PFC. Further, the tenure of Smt. Asha Swarup, an Independent Director and the only woman Director on the Board has ended on February 7, 2020. As a Government Company as defined under Section 2(45) of the Companies Act, the power of appointment of Directors on the Board of our Company is vested with the President of India acting through the MoP. Accordingly, the Company has requested the MoP to appoint requisite number of Independent Directors on the Board.

The Board functions either as a full Board or through various committees constituted to oversee specific operational areas. Each committee of the Board is guided by its terms of reference, which defines the composition, scope and powers of the relevant committee. The committees meet at regular intervals and focus on specific areas and make informed decisions within the authority delegated to them. As of December 31, 2019, the Board had the following committees:

- (a) Audit Committee;

- (b) Nomination and Remuneration Committee;
- (c) Stakeholders Relationship Committee;
- (d) Risk Management Committee;
- (e) Corporate Social Responsibility Committee;
- (f) Loan Committee;
- (g) Executive Committee;
- (h) Sub-Committee for review of lending rates for Term Loans/STLs;
- (i) Committee on Investment/Deployment of Surplus Funds; and
- (j) Bond Committee of Directors for Public Issue.

### ***Audit Committee***

The Audit Committee currently comprises:

<b>Name of the Committee Members/Attendees</b>	<b>Designation</b>	<b>Position in Committee</b>
Smt. Asha Swarup* .....	Independent Director	Chairman
Dr. Bhagvat Kisanrao Karad.....	Independent Director	Member
Shri Sanjeev Kumar Gupta .....	Director (Technical)	Member

*\* Pursuant to the order dated February 8, 2017 of the MoP, Smt. Asha Swarup was appointed as part-time non-official Independent Director of our Company for a period of three years from the date of notification of her appointment or till further orders, whichever is earlier. Smt. Asha Swarup has retired with effect from February 8, 2020 upon completion of the tenure. Being a Government Company, the power of appointment of Directors on the Board is vested with the President of India acting through the MoP. In accordance with the Companies (Appointment and Qualification of Directors) Rules, 2014, intermittent vacancy of a woman director needs to be filled-up by the Board at the earliest but not later than the immediate next Board meeting or three months from the date of such vacancy whichever is later. Accordingly, the Company vide its letter dated February 12, 2020 has requested the MoP to appoint requisite number of Independent Directors on the Board.*

The quorum for an Audit Committee meeting shall either be two members or one third of the members of the Audit Committee, whichever is greater, with at least two Independent Directors. Further, Director (Finance), Head of Internal Audit and representatives of Statutory Auditors are invited for the meetings of the Audit Committee. The Company Secretary acts as the Secretary to the Committee.

The terms of reference of the Audit Committee are as follows:

- (a) to comply with the requirements of Section 177 of the Companies Act read with the Companies (Meetings of Board and its Powers) Rules, 2014, as amended from time to time;
- (b) to comply with the requirements relating to the Audit Committee as envisaged in Listing Regulations, as amended from time to time;
- (c) to comply with the guidelines on corporate governance for central public sector enterprises, 2010, as notified by the DPE, as amended from time to time; and

- (d) ensures compliance with any other applicable provisions, as amended from time to time, relating to the Audit Committee.

The Chairman of the Audit Committee possesses accounting and financial management expertise and all other members of the Audit Committee are financially literate. Further, the Chairman of the Audit Committee was present at the Annual General Meeting held on September 25, 2018 to respond to shareholders' queries.

### ***Nomination and Remuneration Committee***

As our Company is a CPSU, the appointment, tenure and remuneration of the Chairman, the Managing Director, whole-time functional directors and other directors are decided by the President of India according to the Articles of Association of our Company and such appointment is communicated by the relevant administrative ministry to our Company. The remuneration of the functional directors and employees of our Company is fixed according to extant guidelines issued by the DPE, from time to time. Further, the part-time non-official independent directors are paid sitting fees, as decided by the Board from time to time, for attending board and committee meetings well within the limits prescribed under the Companies Act, 2013. According to the norms of the Government, the Government nominee director is not entitled to get any remuneration or sitting fee from our Company. The composition of the Nomination and Remuneration Committee is in accordance with the provisions of regulation 19 of SEBI LODR Regulations and Section 178 of the Companies Act, 2013.

The terms of reference of the Nomination and Remuneration Committee to the extent applicable to our Company are as follows:

- (a) to comply with the requirements in accordance with Section 178 of the Companies Act, 2013 read with the Companies (Meetings of Board and its Powers) Rules, 2014, as amended from time to time;
- (b) to comply with the requirements relating to the Nomination and Remuneration Committee as envisaged in the Listing Regulations, as amended from time to time; and
- (c) to comply with the Guidelines on Corporate Governance for Central Public Sector Enterprises, 2010, including to decide on the quantum of annual bonus, variable pay and policy for the ESOP scheme and the pension scheme within the prescribed limits across whole time directors, executive and non-unionized supervisors, as notified by the DPE, and as amended from time to time.

The MCA, through its notification dated June 5, 2015, has exempted Government companies from the requirements relating to the formulation of criteria for determining qualifications, positive attributes, independence and annual evaluation of directors and policy relating to the remuneration of directors.

Further, the MCA through its notification dated dated July 5, 2017, prescribed that the provisions relating to review of performance of the independent directors and evaluation mechanism prescribed under Schedule IV of the Companies Act, 2013, is also not applicable to Government companies. During Fiscal 2019, the performance evaluation of the Non-Executive Independent Directors of our Company was carried out by the Administrative Ministry/Department of Public Enterprises as per their internal guidelines.

As of December 31, 2019 the composition of the Nomination and Remuneration Committee\* was as follows:

<b>Name of the Committee Member</b>	<b>Designation</b>	<b>Position in Committee</b>
-------------------------------------	--------------------	------------------------------

Smt. Asha Swarup* .....	Independent Director	Chairman
Dr. Bhagvat Kisanrao Karad.....	Independent Director	Member

\* Pursuant to the order dated February 8, 2017 of the MoP, Smt. Asha Swarup was appointed as part-time non-official Independent Director of our Company for a period of three years from the date of notification of her appointment or till further orders, whichever is earlier. Smt. Asha Swarup has retired with effect from February 8, 2020 upon completion of the tenure. Being a Government Company, the power of appointment of Directors on the Board is vested with the President of India acting through the MoP. In accordance with the Companies (Appointment and Qualification of Directors) Rules, 2014, intermittent vacancy of a woman director needs to be filled-up by the Board at the earliest but not later than the immediate next Board meeting or three months from the date of such vacancy whichever is later. Accordingly, the Company vide its letter dated February 12, 2020 has requested the MoP to appoint requisite number of Independent Directors on the Board.

The quorum of the Nomination and Remuneration Committee is two members including the Chairman of the Committee. The Director (Finance), the Director (Technical) and Executive Director (Human Resource)/General Manager (Human Resource) are standing invitees to the meetings of the Nomination and Remuneration Committee.

### **Stakeholders Relationship Committee**

Our Company has constituted a Stakeholders Relationship Committee in terms of the provisions of Section 178 of the Companies Act, the provisions of the SEBI (Listing Obligations and Disclosure Requirements) Regulations, 2015 and other applicable laws. This Committee specifically looks into the redressal of complaints from various security holders (including shareholders, debenture holders), such as non-receipt of dividend credit/warrants, non-receipt of interest on debentures, annual reports, transfer of shares or debentures, issue of duplicate share/debenture certificate and matters connected with the transfer, transmission, rematerialization, dematerialization, splitting and consolidation of securities issued by the Company.

As of December 31, 2019 the composition of Stakeholders Relationship Committee was as follows:

<u>Name of the Committee Member</u>	<u>Designation</u>	<u>Position in Committee</u>
Dr. Bhagvat Kisanrao Karad.....	Independent Director	Chairman
Shri Ajeet Kumar Agarwal .....	CMD and Director (Finance)	Member
Shri Sanjeev Kumar Gupta .....	Director (Technical)	Member

The quorum for a meeting of the Stakeholders Relationship Committee is two members, including the Chairman of the Committee. Further, the representatives of the registrar and share transfer agents appointed by our Company are standing invitees at the meetings of this committee. Shri J.S. Amitabh, General Manager and Company Secretary, is the compliance officer of our Company in terms of the SEBI (Listing Obligations and Disclosure Requirements) Regulations 2015. The Chairman of the Stakeholders Relationship Committee was present at the Annual General Meeting held on September 25, 2018.

### **Risk Management Committee**

The Risk Management Committee has been constituted in line with the provisions of Regulation 21 of the SEBI (Listing Obligations and Disclosure Requirements) Regulations, 2015 to manage the integrated risk. The main function of the Risk Management Committee is to monitor various risks likely to arise, to review risk management policies and practices adopted by our Company and to initiate action for mitigation of risks arising in the operation and other related matters of our Company.

As of December 31, 2019, the composition of the Risk Management Committee was as follows:

<b>Name of the Committee Member</b>	<b>Designation</b>	<b>Position in Committee</b>
Smt. Asha Swarup* .....	Independent Director	Chairperson
Dr. Bhagvat Kisanrao Karad.....	Independent Director	Member
Shri Ajeet Kumar Agarwal .....	CMD and Director (Finance)	Member
Shri Sanjeev Kumar Gupta .....	Director (Technical)	Member

*\* Pursuant to the order dated February 8, 2017 of the MoP, Smt. Asha Swarup was appointed as part-time non-official Independent Director of our Company for a period of three years from the date of notification of her appointment or till further orders, whichever is earlier. Smt. Asha Swarup has retired with effect from February 8, 2020 upon completion of the tenure. Being a Government Company, the power of appointment of Directors on the Board is vested with the President of India acting through the MoP. In accordance with the Companies (Appointment and Qualification of Directors) Rules, 2014, intermittent vacancy of a woman director needs to be filled-up by the Board at the earliest but not later than the immediate next Board meeting or three months from the date of such vacancy whichever is later. Accordingly, the Company vide its letter dated February 12, 2020 has requested the MoP to appoint requisite number of Independent Directors on the Board.*

The Operational Heads of the Finance Division (Resource Mobilisation) and Asset Liability Management Division are the standing invitees at the Risk Management Committee meetings.

#### **Corporate Social Responsibility Committee**

As per the provisions of Section 135 of the Companies Act, 2013 and rules made thereunder and the guidelines on corporate social responsibility and sustainability for CPSEs issued by the DPE, the Board of our Company has constituted the Corporate Social Responsibility Committee and the terms of reference of the Committee are as follows:

- (a) to formulate and recommend to the Board, a CSR policy which shall indicate the activities to be undertaken by our Company as specified in Schedule VII of the Companies Act, 2013;
- (b) to monitor the CSR policy of our Company from time to time;
- (c) to recommend the amount of expenditure to be incurred on the activities referred to in paragraph(a) above;
- (d) to recommend and/or review CSR projects, programmes and/or proposals falling within the purview of Schedule VII of the Companies Act, 2013;
- (e) to institute a transparent monitoring mechanism for the implementation of the CSR projects, programmes and/or activities undertaken by our Company;
- (f) to assist the Board of Directors to formulate strategies on CSR initiatives of our Company;
- (g) to approve the content of annual report on CSR activities according to the pro forma given in the rules *inter-alia* covering the responsibility statement that the implementation and monitoring of the CSR policy is in compliance with CSR objectives and policy of our Company;
- (h) to periodically submit the reports to the Board for their information, consideration and necessary directions; and
- (i) to comply with other requirements on the CSR policy, as amended from time to time.

As of December 31, 2019, the composition of the Corporate Social Responsibility Committee was as follows:

<u>Name of the Committee Member</u>	<u>Designation</u>	<u>Position in Committee</u>
Smt. Asha Swarup* .....	Independent Director	Chairman
Dr. Bhagvat Kisanrao Karad.....	Independent Director	Member
Shri Ajeet Kumar Agarwal .....	CMD and Director (Finance)	Member
Shri Sanjeev Kumar Gupta .....	Director (Technical)	Member

*\* Pursuant to the order dated February 8, 2017 of the MoP, Smt. Asha Swarup was appointed as part-time non-official Independent Director of our Company for a period of three years from the date of notification of her appointment or till further orders, whichever is earlier. Smt. Asha Swarup has retired with effect from February 8, 2020 upon completion of the tenure. Being a Government Company, the power of appointment of Directors on the Board is vested with the President of India acting through the MoP. In accordance with the Companies (Appointment and Qualification of Directors) Rules, 2014, intermittent vacancy of a woman director needs to be filled-up by the Board at the earliest but not later than the immediate next Board meeting or three months from the date of such vacancy whichever is later. Accordingly, the Company vide its letter dated February 12, 2020 has requested the MoP to appoint requisite number of Independent Directors on the Board.*

The quorum of the meeting of the Corporate Social Responsibility Committee is two members including the Chairman of the Committee.

#### ***Loan Committee***

The Loan Committee is constituted for sanctioning of loans to (a) central or state government power utilities or central or state government PSUs for an amount of up to Rs.5,000 million for each individual scheme or project, with an annual ceiling of up to Rs.300,000 million, and (b) private sector power utilities for an amount of up to Rs.5,000 million for each individual scheme or project, with an annual ceiling of up to Rs.100,000 million. The Loan Committee currently comprises:

<u>Name of the Committee Member</u>	<u>Designation</u>	<u>Position in Committee</u>
Shri Ajeet Kumar Agarwal .....	CMD and Director (Finance)	Chairman
Shri Sanjeev Kumar Gupta .....	Director (Technical)	Member
Shri Mritunjay Kumar Narayan .....	Government Nominee Director	Member

The quorum of the meetings of the Loan Committee is three members including the CMD and the Government nominee director.

#### ***Executive Committee***

The Executive Committee has been constituted for the sanction of the financial assistance in the form of Rupee term loans subject to the following limits:

- (a) to central or state government power utilities or central or state PSUs – up to Rs.1,500 million for individual schemes or projects, with an overall ceiling of Rs.250,000 million in a Fiscal Year; and
- (b) to private sector power utilities – up to Rs.1,000 million for individual schemes or projects, with an overall ceiling of Rs.60,000 million in a Fiscal Year.

The composition of the Executive Committee of the Board of Directors currently comprises:

<u>Name of the Committee Member</u>	<u>Designation</u>	<u>Position in Committee</u>
Shri Ajeet Kumar Agarwal .....	CMD and Director (Finance)	Chairman

Shri Sanjeev Kumar Gupta ..... Director (Technical) Member

The quorum of the Executive Committee of the Board is two members including the CMD.

#### ***Sub-Committee for review of lending rates for Term Loans/STLs***

The Sub-Committee for review of lending rates for Term Loans/STLs was constituted by the Board for reviewing the lending rates of term loans and STLs.

As of December 31, 2019, the composition of the Sub-Committee for review of lending rates for Term Loans/STLs was as follows:

<u>Name of the Director</u>	<u>Designation</u>	<u>Position</u>
Shri Ajeet Kumar Agarwal .....	CMD and Director (Finance)	Chairman
Shri Sanjeev Kumar Gupta .....	Director (Technical)	Member

The quorum for the meeting of Sub-Committee for review of lending rates for Term Loans/STLs is two members including the CMD.

#### ***Committee on Investment/Deployment of Surplus Funds***

Our Company has a committee on investment or deployment of surplus funds for the purpose of investment of surplus funds.

As of December 31, 2019, the composition of the Committee on investment or deployment of surplus funds was as follows:

<u>Name of the Director</u>	<u>Designation</u>	<u>Position in Committee</u>
Shri Ajeet Kumar Agarwal .....	CMD and Director (Finance)	Chairman
Shri Sanjeev Kumar Gupta .....	Director (Technical)	Member

The quorum of the meeting of the Committee is two members including the CMD. As on date, the Committee is *inter alia*, authorized to approve the investment/deployment of short term surplus funds, at any time, of more than Rs.10,000 million in a single instance in certificates of deposits and commercial papers, and more than Rs.15,000 million in mutual funds and fixed deposits.

#### ***Bond Committee of Directors for Public Issue***

The Bond Committee of Directors for Public Issue has been constituted by the Board to settle all questions and remove any difficulties or doubts that may arise from time to time with regard to the issue of the REC Taxable Secured Redeemable Non-Convertible Bonds, to approve and/or carry out required updates of the draft shelf prospectus/shelf prospectus/tranche prospectus(es) or any such offer document(s) and to take such actions, give such directions, obtain any approvals, permissions and sanctions which may be necessary or desirable, as it may deem fit, or as the Bond Committee may *suo-moto* decide in its absolute discretion in the best interest of our Company.

As of December 31, 2019, the composition of the Bond Committee of Directors for Public Issue was as follows:

<u>Name of the Director</u>	<u>Designation</u>	<u>Position in Committee</u>
Shri Ajeet Kumar Agarwal .....	CMD & Director (Finance)	Chairman
Shri Sanjeev Kumar Gupta .....	Director (Technical)	Member

#### **Major Shareholders**

As of December 31, 2019, we had approximately 284,073 shareholders. The list of our ten largest shareholders and the number of equity shares held by them as at that date is provided below:

S. No.	Name	Shares	% to Equity
1	POWER FINANCE CORPORATION LIMITED	1,039,495,247	52.63
2	HDFC TRUSTEE COMPANY LIMITED A/C HDFC BALANCED ADVANTAGE FUND	50,550,245	2.56
3	LIFE INSURANCE CORPORATION OF INDIA	45,359,430	2.30
4	HDFC TRUSTEE COMPANY LIMITED-HDFC EQUITY FUND	40,932,764	2.07
5	THE PRUDENTIAL ASSURANCE COMPANY LIMITED	28,617,318	1.45
6	EASTSPRING INVESTMENTS - DEVELOPED AND EMERGING AS	22,973,733	1.16
7	INDIA CAPITAL FUND LIMITED	21,877,026	1.11
8	HDFC TRUSTEE COMPANY LIMITED A/C HDFC TOP 100 FUND	20,281,537	1.03
9	HDFC TRUSTEE COMPANY LIMITED- A/C HDFC MID – CAP OPPORTUNITIES FUND	15,263,500	0.77
10	EASTSPRING INVESTMENTS-ASIA PACIFIC EQUITY FUND	13,802,792	0.70
		<b>1,299,153,592</b>	<b>65.78</b>



## INDUSTRY OVERVIEW

*The information in this section has not been independently verified by us, the Dealers or any of our or their respective affiliates or advisers. The information may not be consistent with other information compiled by third parties within or outside India. Industry sources and publications generally state that the information contained therein has been obtained from sources it believes to be reliable, but their accuracy, completeness and underlying assumptions are not guaranteed and their reliability cannot be assured. Industry and government publications are also prepared based on information as of specific dates and may no longer be current or reflect current trends. Industry and government sources and publications may also base their information on estimates, forecasts and assumptions which may prove to be incorrect. Accordingly, investment decisions should not be based on such information. Figures used in this section are presented as in the original sources and have not been adjusted, restated or rounded off for presentation in this Offering Circular.*

### The Indian Economy

India has an estimated population of 1.3 billion people as in Fiscal 2019. The Indian economy is one of the largest economies in the world, with a GDP at current price of an estimated U.S.\$2.9 trillion for the fiscal year 2018-2019 (*Source: the International Monetary Fund's World Economic Outlook as 2019*). GDP growth slowed down in the year 2018-2019, rising 6.1% as compared to a growth of 6.7% in the year 2017-2018. The growth moderated due to slowdown in gross capital formation as waning business confidence and flagging entrepreneurial energies took their toll on the appetite for new investment, even as government and private consumption accelerated and held up aggregate demand (*Source: RBI's Annual Report 2017-2018*).

Investors' perceptions of India improved in early 2015, due to stable economic fundamentals. By way of comparison, the below table illustrates the GDP growth in 2019 for certain other countries:

Country	Estimated GDP Growth in 2019 (%)
China.....	6.1
<b>India</b> .....	6.1
Singapore .....	0.5
Brazil.....	0.9
United States .....	2.4
United Kingdom.....	1.2
Japan .....	0.9

*(Source: IMF Database)*

Since December 2017, global economic activity has gained further pace with growth impulses becoming more synchronized across regions. Among advanced economies (**AEs**), the Euro area expanded at a robust pace, supported by consumption and investment. Economic optimism alongside falling unemployment and low interest rates are supporting the recovery. The U.S. economy lost some momentum with growth slowing down in Q4 of 2017 even as manufacturing activity touched a multi-month high in December. The Japanese economy continued to grow as manufacturing activity gathered pace in January on strong external demand, providing fillip to the already bullish business confidence.

Economic activity accelerated in emerging market economies (**EMEs**) in the final quarter of 2017. The Chinese economy grew above the official target, driven by strong domestic consumption and robust exports. However, some downside risks to growth remain, especially from easing fixed asset investment and surging debt levels. In Russia, strong private consumption, rising oil prices and high

exports are supporting economic activity, although weak investment and economic sanctions are weighing on its growth prospects.

On the domestic front, the real gross value added (**GVA**) growth as per the RBI's Annual Report is estimated to decelerate to 6.5 per cent in 2017-2018 from 7.1 per cent in 2016-2017 due mainly to slowdown in agriculture and allied activities, mining and quarrying, manufacturing, and public administration and defense (**PADO**) services.

The MPC noted that since its meeting in early December 2019, global economic activity remains subdued; however, some variations in macroeconomic performance are becoming evident among major economies. In the US, the pace of growth has been broadly maintained in the second half of 2019; but in the euro area, the UK and Japan, economic activity has slowed down in Q4. Among emerging market economies (**EMEs**), the Chinese economy decelerated to a 29-year low in 2019, while a loss of momentum was manifest in Russia, Brazil and South Africa. Crude oil prices have softened from mid-January with a sharp fall towards the end of the month, triggered by the outbreak of the coronavirus. With international food prices rising on higher demand and supply disruptions, inflation has edged up in some major AEs and EMEs. Global financial markets remained resilient in December 2019 and January 2020 as thawing US-China trade relations and improved prospects of an orderly Brexit buoyed investors' sentiments. According to the Sixth Bi-Monthly Monetary Policy Statement 2019-2020 of the MPC (the **Policy Statement**), the outlook for the Indian Economy is as follows:

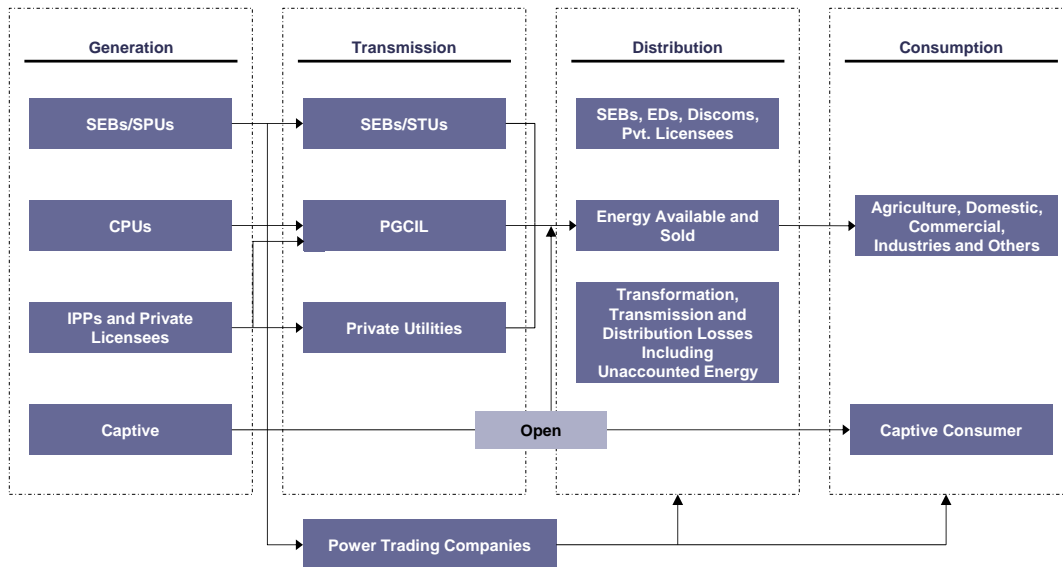
- (a) Retail inflation, measured by the CPI, surged to 7.4 per cent in December, the highest reading since July 2014. Food inflation rose to double digits, primarily caused by a spike in onion prices due to unseasonal rains in October-November (excluding onions, headline inflation would have been 5.2 per cent). Prices of several other food sub-groups such as milk, pulses, cereals, edible oils, eggs, meat and fish also firmed up. Fuel prices moved out of deflation. Inflation in CPI excluding food and fuel (or core inflation) continued to edge up from its October trough
- (b) MPC revised the CPI inflation projection upwards to 6.5 per cent for Q4:2019-20; 5.4-5.0 per cent for H1:2020-21; and 3.2 per cent for Q3:2020-21, with risks broadly balanced. It also projected GDP growth for 2020-21 at 6.0 per cent – in the range of 5.5-6.0 per cent in H1 and 6.2 per cent in Q3

On the basis of an assessment of the current and evolving macroeconomic situation MPC decided to keep the policy repo rate under the liquidity adjustment facility (**LAF**) and the reverse repo rate under the LAF constant at 5.15% and 5.40% respectively.

## **THE INDIAN POWER SECTOR**

### ***Structure of the Indian Power Sector***

The following diagram depicts the structure of the Indian power industry for the generation, transmission, distribution and consumption:



**Legend:**

- IPPs** Independent Power Producer
- CPUs** Central Power Utilities
- SEBs** State Electricity Boards
- STUs** State Transmission Utilities
- SPUs** State Power Utilities
- PGCIL** Power Grid Corporation of India Limited
- EDs** Electricity Departments
- Discoms** Distribution Companies

**Overview of the Indian power sector**

India has continuously experienced shortages in energy and peak power requirements. According to CEA’s monthly review of the power sector (CEA Monthly Review) published in August 2018, the provisional total energy deficit and peak power deficit during October 2019 was approximately 0.5 per cent. and 0.4 per cent., respectively. The shortages in energy and peak power have been primarily due to the sluggish progress in capacity addition. The Indian economy is based on planning through successive five year plans (Five Year Plans) that set out targets for economic development in various sectors, including the power sector. During the 9th Five Year Plan (1997-2002) (9th Plan), capacity addition achieved was 19,119 MW, which was 47.5 per cent. of the 40,245 MW targeted under the 9th Plan. During the course of the 10th Five Year Plan (2002 to 2007) (10th Plan), capacity addition achieved was 21,180 MW, which was 51.6 per cent. of the 41,110 MW targeted under the 10th Plan. During the 11th Five Year Plan (2007-2012) (11th Plan) capacity addition achieved has been 88.1 per cent. of the target addition or 62,374 MW. (Source: *Power Scenario at a Glance, MoP Website www.powermin.nic.in*). Owing to various reforms in the power sector, against the planned capacity addition in the 12th Five Year Plan (12th Plan) of 88,537 MW, 99,209 MW have been added comprising 91,730 MW of thermal projects, 5,479 MW of Hydro power projects and 2,000 MW of nuclear power projects. (Source: *Executive Summary, Power Sector, October 2019 from CEA, MoP*).

**Power Demand in India**

Rapid growth of the economy places a heavy demand on electric power. Reforms in the power sector, to make it efficient and more competitive, have been under way for several years and while there has been some progress, a shortage of power and lack of access continues to be a major constraint on

economic growth. The persistent shortages of electricity both for peak power and energy indicate the need for improving performance of the power sector in the country (*Source: website of the Planning Commission of India (Planning Commission)*).

The electricity generation target of conventional sources for the year 2018-2019 has been fixed as 1,265 Billion Unit (BU) (comprising of 1,091.500 BU thermal; 130.000 BU hydro; 38.50 nuclear; and 5.000 BU import from Bhutan) i.e. growth of around 4.36% over actual conventional generation of 1,212.134 BU for the previous year (2017-2018). The conventional generation during 2017-18 was 1,205.921 BU as compared to 1,160.141 BU generated during 2016-17, representing a growth of about 3.95%.

Generation and growth in conventional generation in the country during 2009-10 to 2018-19:

Year	Achievement	% growth
2009-2010	771.551	6.60
2010-2011	811.143	5.56
2011-2012	876.887	8.11
2012-2013	912.056	4.01
2013-2014	967.150	6.04
2014-2015	1,048.673	8.43
2015-2016	1,107.822	5.64
2016-2017	1,160.141	4.72
2017-2018	1,205.921	3.95
2018-2019	1,249.33	3.57
2019-2020 up to Sep 2019 (Provisional)	658.55	3.58

Provisional, (*Source: <http://powermin.nic.in/en/content/power-sector-glance-all-india>*)

## Power Supply in India

### *Historical Capacity Additions*

Each successive Five Year Plan of the Government has had increased targets for the addition of power generation capacity. The energy deficit in India is a result of insufficient progress in the development of additional energy capacity. In each of the last three Five Year Plans (the 8th, 9th, and 10th Five Year Plans, covering Fiscal 1992 to Fiscal 2007), less than 55 per cent of the targeted additional energy capacity level was added. According to the white paper, India added an average of approximately 20,000 MW to its energy capacity in each of the 9th Plan and 10th Plan periods.

The total capacity addition during the past 30 years between the 6th Five Year Plan and the 11th Plan was approximately 154,374 MW.

### *Current Capacity*

India's total installed capacity was 364.1 GW as of October 2019, including thermal projects, nuclear projects, hydro projects and renewable energy source projects. (*Source: CEA Monthly Review October 2019*).

The following table sets forth a summary of India's energy generation capacity as of October 2019 in terms of fuel source and region:

(figures provided are in Mega Watts (MW))

Region	Thermal					Nuclear	Hydro	R.E.S <sup>(1)</sup>	Grand Total
	Coal	Lignite	Gas	Diesel	Total				
Northern	50,811.97	1,580.00	5,781.26	0.00	58,173.23	1,620.00	19,707.77	15,829.74	95,330.74
Western	73,553.62	1,540.00	10,806.49	0.00	85,900.11	1,840.00	7,547.50	24,648.49	119,936.10
Southern	43,042.02	3,140.00	6,473.66	433.66	53,089.34	3,320.00	11,774.83	40,252.77	108,436.94

<b>Eastern</b>	29,516.87	0.00	100.00	0.00	29,616.87	0.00	4,942.12	1,476.72	36,035.71
<b>North-East</b>	770.02	0.00	1,775.81	36.00	2,581.83	0.00	1,427.00	363.05	4,371.87
<b>Islands</b>	0.00	0.00	0.00	40.05	40.05	0.00	0.00	18.19	58.24
<b>ALL INDIA</b>	<b>197,694.50</b>	<b>6,260.00</b>	<b>24,937.22</b>	<b>509.71</b>	<b>22,9401.42</b>	<b>6,780.00</b>	<b>45,399.22</b>	<b>82,588.95</b>	<b>364,169.59</b>

(1) RES as on 30.09.2019

## Demand-Supply Imbalance in India

The Indian power sector has historically been beset by energy shortages which have been rising over the years. The following table provides the power supply position in the country during 2010-2011 to 2018-2019:

Year	Energy				Peak			
	Requirement	Availability	Surplus/Deficits(-)		Peak Demand	Peak Met	Surplus/Deficits(-)	
	(MU)	(MU)	(MU)	(%)	(MW)	(MW)	(MW)	(%)
2010-2011 .....	861,591	788,355	-73,236	-8.5	122,287	110,256	-12,031	-9.8
2011-2012 .....	937,199	857,886	-79,313	-8.5	130,006	116,191	-13,815	-10.6
2012-2013 .....	995,557	908,652	-86,905	-8.7	135,453	123,294	-12,159	-9.0
2013-2014 .....	1,002,257	959,829	-42,428	-4.2	135,918	129,815	-6,103	-4.5
2014-2015 .....	1,068,943	1,030,785	-38,138	-3.6	148,166	141,160	-7,006	-4.7
2015-2016 .....	1,114,408	1,090,851	-23,557	-2.1	153,366	148,468	-4,903	-3.2
2016-2017 .....	1,142,929	1,135,334	-7,595	-0.7	159,542	156,934	-2,608	-1.6
2017-2018	1,212,134	1,203,567	-8,567	-0.7	164,066	160,752	-3,314	-2.0
2019-2020 <sup>(1)</sup>	98093	97586	-507	-0.5	164,875	164,259	-616	-0.4

Note:

(1) Up to October 2019 (Source: CEA - <https://powermin.nic.in/en/content/power-sector-glance-all-india>)

The deficits in electric energy and peak power requirements vary across different regions in India. The following table outlines the power supply position in August 2018 across the regions of India:

Region	Energy (MU)			Power (MW)		
	Requirement October 2019	Availability October 2019	Surplus(+)/ Deficit(-) in (%)October 2019	Peak Demand October 2019	Peak Met October 2019	Surplus(+)/ Deficit(-) in (%)October 2019
Northern	29,964	29,512	-1.5	50,121	49,616	-1.0
Western	29,974	29,974	0.0	50,631	50,631	0.0
Southern	24,970	24,969	0.0	41,492	41,492	0.0
Eastern	11,748	11,748	0.0	22,043	22,043	0.0
North Eastern	1,436	1,384	-3.7	2,998	2,878	-4.0
<b>All India</b>	<b>98,093</b>	<b>97,586</b>	<b>-0.5</b>	<b>164,875</b>	<b>164,259</b>	<b>-0.4</b>

(Note: October 2019 figures are provisional)

## Future Capacity Additions

### 12th Five Year Plan (2012-2017) (the 12th Plan)

Capacity addition of 88,537 MW has been envisaged for the 12th Plan. This comprises an estimated 72,340 MW thermal power, 10,897 MW hydro power and 5,300 MW nuclear power.

(Source: Executive Summary, Power Sector, August 2018 from CEA, MoP).

## Power Transmission and Distribution

In India, the transmission and distribution system is a three-tiered structure comprised of regional grids, state grids and distribution networks. The five regional grids, configured on a geographical contiguity basis, enable the transfer of power from a power-surplus state to a power-deficit state. The regional grids also facilitate the optimal scheduling of maintenance outages and better coordination between power plants. These regional grids are to be gradually integrated to form a national grid, whereby surplus power from a region could be redirected to another region facing power deficits, thereby allowing a more optimal utilization of the national generating capacity.

Most inter-regional and inter-state transmission links are owned and operated by PGCIL though some are jointly owned by the SEBs. State grids and distribution networks are mostly owned and operated by the respective SEBs, STUs, distribution companies, or state Governments (through state electricity departments). A direct consequence of the high AT&C losses that are experienced by the Indian power sector is the inadequate financial condition of SEBs and SPUs thereby restricting the SEBs from making any meaningful investments in the generation and the modernization of the transmission and distribution network.

## POLICY INITIATIVES AND ECONOMIC REFORMS IN INDIA

Since 1991, India has witnessed reforms across the policy spectrum in the areas of fiscal and industrial policy, trade and finance. Some of the key reform measures are:

- (a) *Industrial Policy Reforms*: Removal of capacity licensing and opening up of various sectors to FDI;
- (b) *Trade Policy Reforms*: Lowering of import tariffs and restrictions on imports, across industries; and
- (c) *Monetary Policy and Financial Sector Reforms*: Lowering interest rates, relaxation of restrictions on fund movement and the introduction of private participation in insurance sectors.

In addition, FDI has been recognized as an important driver of economic growth in the country. The GoI has taken a number of steps to encourage and facilitate FDI and it is allowed in many key sectors of the economy, such as manufacturing, services, infrastructure and financial services. For many sectors, 100 per cent. FDI is allowed on an automatic basis, without prior approval from the Foreign Investment Promotion Board (**FIPB**). Cumulative amount of FDI Equity inflows in India from April 2000 to June 2019 (excluding amount remitted through RBI's-NRI Schemes) is INR 24,918,640 million (U.S.\$436,350 million). Financial year wise equity inflows are elaborated as follows:

S. Nos.	Financial Year (April – March)	Amount of FDI Inflows		% growth over previous year (in terms of U.S.\$)	
		In ₹ million	In U.S.\$ million		
1.	2000-2001 .....	107,330	2,463		
2.	2001-2002 .....	186,540	4,065	(+)	65%
3.	2002-2003 .....	128,710	2,705	(-)	33%
4.	2003-2004 .....	100,640	2,188	(-)	19%
5.	2004-2005 .....	146,530	3,219	(+)	47%
6.	2005-2006 .....	245,840	5,540	(+)	72%
7.	2006-2007 .....	563,900	12,492	(+)	125%
8.	2007-2008 .....	986,420	24,575	(+)	97%
9.	2008-2009 .....	1,428,290	31,396	(+)	28%
10.	2009-2010 .....	1,231,200	25,834	(-)	18%
11.	2010-2011 .....	973,200	21,383	(-)	17%
12.	2011-2012 <sup>(2)</sup> .....	1,651,460	35,121	(+)	64%
13.	2012-2013 .....	1,219,070	22,423	(-)	36%
14.	2013-2014 .....	1,475,180	24,299	(+)	8%

S. Nos.	Financial Year (April – March)	Amount of FDI Inflows		% growth over previous year (in terms of U.S.\$)	
		In ₹ million	In U.S.\$ million		
15.	2014-2015 .....	1,891,070	30,931	(+)	27%
16.	2015-2016 <sup>(1)</sup> .....	2,623,220	40,001	(+)	29%
17.	2016-2017 <sup>(1)</sup> .....	2,916,960	43,478	(+)	9%
18.	2017-2018 <sup>(1)</sup> .....	2,888,890	44,857	(+)	3%
19.	2018-2019	3,098,670	44,366	(-)	1%
20.	2019-2020 <sup>(1)</sup> (up to June 2019).....	1,135,110	16,330		-
<b>CUMULATIVE TOTAL</b>					
	<b>(from April 2000 to June 2019).....</b>	<b>24,923,970</b>	<b>436,471</b>		<b>-</b>

Notes:

- (1) Figures for the years 2015-2016 to 2018-2019 are provisional subject to reconciliation with RBI.
- (2) Inflows for the month of March 2012 are as reported by RBI, consequent to the adjustment made in the figures of March 2011, August 2011 and October 2011.

Out of the total FDI inflows as mentioned, an amount of Rs. 792,090 million (U.S.\$14,506million) has been invested in the power sector. (Source: [http://dipp.nic.in/sites/default/files/FDI\\_FactSheet\\_23August2018.pdf](http://dipp.nic.in/sites/default/files/FDI_FactSheet_23August2018.pdf))

Further, in recent years, in light of persistent power shortages and given the estimated rate of increase in demand for electricity in India, the Government has taken significant action to restructure the power sector, increase capacity, improve transmission, sub-transmission and distribution, and attract investment to the sector. Some of the various strategies and reforms adopted by the Government and other initiatives in the power sector in India are summarized below:

### Electricity Act, 2003

The Electricity Act is a Central legislation relating to generation, transmission, distribution, trading and use of electricity that seeks to replace the multiple legislations that govern the power sector. The Electricity Act aims to enable measures to be taken for the development of the electricity industry, promote competition, protect interest of consumers and supply of electricity to all areas, rationalize electricity tariff, ensure transparent policies regarding subsidies, promote efficient and environmentally benign policies, constitute the Central Electricity Agency and establish the Appellate Tribunal. The most significant reform initiative under the Electricity Act was the move towards a multi-buyer, multi-seller system as opposed to the existing structure which permitted only a single buyer to purchase power from power generators. In addition, the Electricity Act grants the electricity regulatory commissions freedom in determining tariffs. Under the Electricity Act, no license is required for generation of electricity if the generating station complies with the technical standards relating to connectivity with the grid. The Electricity Act was amended in 2007 to exempt captive power generation plants from licensing requirements for supply to any licensee or consumer and further amended in 2010 to provide that any developer of a special economic zone (SEZ) notified shall be deemed to be a licensee under the Electricity Act.

### Electricity Amendment Bill, 2014

The Electricity (Amendment) Bill, 2014 (Bill) introduced by the government seeks to amend the Electricity Act. It seeks to segregate the distribution network business and the electricity supply business, and introduce multiple supply licensees in the market. The Bill was introduced in the Lok Sabha on December 19, 2014 and was referred to the Parliamentary Standing Committee on Energy (the **Panel**). The Panel gave its report on May 7, 2015, however, the Bill is yet to be passed in Parliament.

### **National Electricity Policy, 2005**

The national electricity policy was notified in February 2005. This policy aims at accelerated development of the power sector, focusing on the supply of electricity to all areas and protecting the interests of consumers and other stakeholders, keeping in view the availability of energy resources and technology available to exploit these resources, economics of generations using different resources and energy security issues.

### **National Tariff Policy, 2016**

In 2016, the Government, under the Electricity Act, notified the revised National Tariff Policy (the **Tariff Policy**) that replaces the existing tariff policy of 2006. The goals of the Tariff Policy are to ensure availability of electricity to consumers at reasonable and competitive rates, ensure the financial viability of the power sector, attract investment to the power sector, promote regulatory transparency, consistency and predictability across jurisdictions, minimize perceptions of regulatory risks, promote competition, ensure operational efficiency, improve the quality of the power supply, promote generation of electricity from renewable sources, promote hydroelectric power generation including pumped storage projects (PSP) to provide adequate peaking reserves, reliable grid operation and integration of variable renewable energy sources, evolve a dynamic and robust electricity infrastructure for better consumer services, facilitate supply of adequate and uninterrupted power to all categories of consumers and ensure creation of adequate capacity including reserves in generation, transmission and distribution in advance, for reliability of supply of electricity to consumers. The Tariff Policy mandates that the relevant ERC's must reserve a minimum percentage for the purchase of solar energy equivalent to 8 per cent. of total consumption of energy by March 2022. In order to further encourage renewable sources of energy, the Tariff Policy mandates that no inter-State transmission charges and losses shall be levied until such period as may be notified on transmission of the electricity generated from solar power plants through the inter-State transmission system for sale. For transmission, the Tariff Policy aims to ensure optimal development of the transmission network with adequate margin for reliability, by efficient utilization of generation and transmission assets and attracting investment providing adequate returns. The benefits of improved efficiency and new technology are passed on to consumers through reduced tariffs. It emphasizes the need for the appropriate regulator to ensure the recovery of all prudent costs when approving the financial restructuring of a transmission company.

The Tariff Policy requires all future power requirements be procured competitively by distribution licensees except for the expansion of pre-existing projects or State Government owned or controlled companies. Regulators must resort to tariffs set by reference to standards of CERC, provided generating capacity expansion by private developers for this purpose is restricted to a one time addition of not more than 100 per cent. of the existing capacity. Under the Tariff Policy, tariffs for all new generation and transmission projects are decided on a competitive bidding basis.

### **Rural Electrification Initiatives - Deendayal Upadhyaya Gram Jyoti Yojana**

In April 2005, the GoI launched the Rajiv Gandhi Grameen Viduyutikaran Yojana (**RGGVY**), a comprehensive program merging within it all the on-going rural electrification schemes with the aim to further strengthen the pace of rural electrification and with the initial objective of electrifying over one lakh un-electrified villages and to provide free electricity connections for 17.3 million rural BPL



households under the ambit of the Bharat Nirman Electrification plan. Under RGGVY, electricity distribution infrastructure is envisaged to establish a rural electricity distribution backbone with at least a 33/11kV sub-station in a block, a village electrification infrastructure with at least a distribution transformer in a village or hamlet, and standalone grids with generation where grid supply is not feasible. Subsidy towards capital expenditure to the tune of 90 per cent. is being provided, through our Company, which is a nodal agency for the implementation of the scheme. RGGVY scheme has been subsumed into the new 'Deendayal Upadhyaya Gram Jyoti Yojana' (DDUGJY) scheme which was approved by GoI by an office memorandum dated December 3, 2014. Electrification of un-electrified BPL households is being financed with a 100 per cent. capital subsidy at INR3,000 per connection in all rural habitations. The services of CPSUs are available to the states for assisting them in the implementation of rural electrification projects.

Now the RGGVY scheme has been subsumed into the DDUGJY scheme according to the GoI's notification on December 3, 2014. The components of the scheme are:

- (i) to separate agriculture and non-agriculture feeders for providing an adequate supply to agricultural and non-agricultural consumers in rural areas;
- (ii) strengthening and augmentation of sub-transmission and distribution infrastructure in rural areas including metering of feeders, distribution transformers and consumers; and
- (iii) rural electrification work covered under the erstwhile RGGVY subsumed into the DDUGJY.

The components at (i) and (ii) will have an estimated outlay of INR 430,330million including budgetary support of INR334,530million from the GoI during the entire implementation period. For component (iii) above, a scheme cost of INR392,750million including a budgetary support of INR 354,470million has been approved.

Our Company is the nodal agency for operationalization of the scheme and our Company would be paid 0.5 per cent. of the total project cost as an agency fee.

Cumulatively up to August 2018, works in 185,883 unelectrified villages are in scope to be completed under the new plan out of 53,152 villages have been completed. Cumulative intensive electrification of 490,179 villages has been completed under Plan X, XI, XI – II, XII representing a 100%, 98%, 82% and 61% achievement of the target respectively. Further, electricity connections to 30.36 million BPL households have been provided under the scheme.

(Source: [http://www.ddugjy.gov.in/portal/memo/executive\\_summary/executive\\_summary.pdf](http://www.ddugjy.gov.in/portal/memo/executive_summary/executive_summary.pdf))

### **Rural Electrification Initiatives – Saubhagya**

On September 25, 2017, the Government launched Rs. 163.5 billion household electrification scheme named Pradhan Mantri Sahaj Bijli Har Ghar Yojana (translated as the Prime Minister's Program to provide easy electricity access to all households), or 'Saubhagya'.

The objective of the 'Saubhagya' is to provide energy access to all by last mile connectivity and electricity connections to all remaining un-electrified households in rural as well as urban areas. Projects under the scheme would be sanctioned based on the Detailed Project Reports to be submitted by the States, prepared by the State DISCOMs / Power Department and sanctioned by an inter-ministerial Monitoring Committee headed by the Secretary (Power), Government of India. Considering an average load of 1 KW per household and average uses of load for 8 hours in a day, estimated rise in demand for power after the inclusion of all households will be about 28,000 MW. With the enhancement of income and the habit of using electricity, the demand of electricity is bound

to increase. Access to electricity is also expected to boost power-based ancillary economic and business activities, which will further increase the demand for power.

Our Company has been entrusted with the responsibility of operationalization of the Saubhagya scheme throughout India and will act as the nodal agency

### **Ultra Mega Power Projects**

For meeting the growing needs of the economy, generation capacity in India must rise significantly and sustainably over the coming decades. There is therefore a need to develop large capacity projects at the national level to meet the requirements of different states. Development of UMPPs is one of the steps that the MoP is taking to meet this objective. Each project is a minimum of 4,000 MW and involves an estimated investment of approximately U.S.\$4billion. The projects are expected to substantially reduce power shortages in India. The UMPPs will be awarded to developers on a build-own-operate basis and are expected to be built at 16 different locations.

### **Independent Transmission Projects (ITP)**

The MoP has initiated a tariff based competitive bidding process for ITPs, which is a process similar to that followed for UMPPs, for the development of transmission systems through private sector participation. The ITPs aim to evacuate power from generating stations and transmit the power from pooling stations to other grid stations, resulting in system strengthening across India. (*Source: website of the MoP*)

### **Hydro Power Policy 2008**

The Hydro Power Policy 2008 emphasizes increasing private investment in the development of hydroelectric projects. The policy aims at attracting private funds by encouraging joint ventures with private developers and the use of the IPP model, in addition to promoting power trading and speeding up the availability of statutory clearances. The policy provides guidelines for accelerated development of the hydropower industry in India, particularly in the Himalayan States. (*Source: [www.powermin.nic.in](http://www.powermin.nic.in), Hydropower Policy 2008, MoP*)

### **National Solar Mission**

The Ministry of New and Renewable Energy (MNRE) has approved a new policy on the development of solar energy in India by the Jawaharlal Nehru National Solar Mission. The mission recommends the implementation of an installed capacity of 100,000 MW by the end of the 13th Five Year Plan. It proposes to establish a single window investor-friendly mechanism, which reduces risk and at the same time, provides an attractive, predictable and sufficiently adequate tariff for the purchase of solar power from the grid. The key driver for promoting solar power would be through a renewable purchase obligation mandated for power utilities, with a specific solar component. (*Source: [www.mnre.gov.in](http://www.mnre.gov.in)*)

### **Restructured Accelerated Power Development and Reform Program**

The GoI introduced the Accelerated Power Development Program (APDP) in Fiscal 2001 as part of the reform of the Indian power sector. During the 10th Five Year Plan, the GoI subsequently upgraded the APDP program to the APDRP in Fiscal 2003. In July 2008, APDRP was restructured and the MoP launched the R-APDRP.

The R-APDRP is a GoI initiative launched for implementation during the 11th Five Year Plan. The focus of the program is the actual demonstrable performance in terms of sustained loss reduction, establishment of reliable and automated systems for collection of accurate and reliable baseline data,

and adoption of IT in the areas of energy accounting and the implementation of regular distribution strengthening projects. The program envisaged objective performance evaluation of utilities in terms of AT&C losses.

Under R-APDRP, projects are being undertaken in two parts. Part – A includes the projects for the establishment of baseline data and IT applications for energy accounting as well as IT based customer care centers and Part – B includes the regular strengthening projects.

### ***IPDS***

The President of India sanctioned the launch and implementation of the “Integrated Power Development Scheme” (**IPDS**) with the following components:

- (i) strengthening of sub-transmission and distribution networks in urban areas;
- (ii) metering of distribution transformers, feeders and consumers in urban areas; and
- (iii) IT enablement of the distribution sector and strengthening of the distribution network, according to the CCEA approval dated June 21, 2013 for the completion of the targets laid down under R-APDRP for the 12th and 13th Plans by carrying forward the approved outlay for R-APDRP to IPDS.

The components at (i) and (ii) above will have an estimated outlay of INR 326,120million including a budgetary support of INR253,540million from the GoI during the entire implementation period.

The scheme of R-APDRP as approved by CCEA for continuation in the 12th and 13th Plans will get subsumed in this scheme as a separate component relating to IT enablement of the distribution sector and strengthening of the distribution network component (iii) above for which CCEA has already approved the scheme cost of INR440,110million, including a budgetary support of INR 227,270million.

*(Source: [http://powermin.nic.in/upload/pdf/Integrated\\_Power\\_Development\\_Scheme.pdf](http://powermin.nic.in/upload/pdf/Integrated_Power_Development_Scheme.pdf))*

## **STRUCTURE OF INDIA’S FINANCIAL SERVICES INDUSTRY**

The RBI is the central regulatory and supervisory authority for the Indian financial system. The Board for Financial Supervision, constituted in November 1994, is the principal body responsible for the enforcement of the RBI’s statutory regulatory and supervisory functions. SEBI and the IRDA regulate the capital markets and the insurance sectors, respectively.

A variety of financial institutions and intermediaries, in both the public and private sector, participate in India’s financial services industry. These are:

- commercial banks;
- NBFCs;
- specialized financial institutions, such as the National Bank for Agriculture and Rural Development, the Export-Import Bank of India, the Small Industries Development Bank of India and the Tourism Finance Corporation of India;
- securities brokers;
- investment banks;

- insurance companies;
- mutual funds;
- venture capital funds; and
- alternative investment funds.

## **Debt Market in India**

The Indian debt market has two segments; namely, the government securities market and the corporate debt market.

### ***Government securities market:***

During the years 2010 and 2011, the RBI undertook various measures related to the development of the Government securities (**G-Sec**) market. In particular, a working group was set up to examine ways to enhance liquidity in the G-Sec and interest rate derivatives markets.

*Change in Auction Timing of G-Secs* – To improve the efficiency of the auction process of G-Secs, GoI dated securities, treasury bills (T-bills), cash management bills, and state development loans, the timings for primary auction under competitive bidding have been revised from 10.30am-12.30pm to 10.30am-12 noon from April 13, 2012. This will permit more time for secondary market transactions for the securities auctioned on that day.

*Extension of DvP-III facility to Gilt Account Holders* – To extend the benefits of net settlement of securities and funds in the G-Sec market to gilt account holders (GAHs), the DvP III facility was extended in July 2011, to all transactions undertaken by GAHs, except those undertaken between GAHs of the same custodian.

*Revised Guidelines for Authorization of PDs* – To make the primary dealer (**PD**) authorization policy more transparent and ensure that new PDs have sound capital and adequate experience/expertise in the G-Sec market, the PD authorization guidelines were revised in August 2011. The applicant entity is required to be registered as an NBFC and should have exposure in the securities business, in particular to the G-Sec market, for at least one year prior to the submission of an application for undertaking PD business.

*Working Group on Enhancing Liquidity in the G-Sec and Interest Rate Derivatives Markets* – Considering the important role of the G-Sec market and the prominence of G-Sec in the investment portfolio of financial institutions, particularly banks, the RBI has been constantly reviewing the developments to further broaden and deepen this market. Despite the developments in the G-Sec market in the past two decades, it was deemed necessary to promote liquidity in the secondary market for G-Secs, especially across the yield curve. As part of this endeavour, the RBI set up a working group (Chairman: Mr. R. Gandhi) in December 2011, comprising various stakeholders, to examine and suggest ways to enhance secondary market liquidity in the G-Sec market and interest rate derivatives markets. The group submitted its report on August 10, 2012.

*Direct Access to Negotiated Dealing System – Order Matching (NDS-OM)* – In November 2011, direct access to NDS-OM was extended to licenced urban co-operative banks and systemically important non-deposit taking non-banking financial companies (**NBFC-ND-SIs**) that fall under the purview of Section 45-I(c)(ii) of the RBI of India Act, 1934, subject to compliance with the stipulated financial norms and procurement of an NOC from the respective regulatory departments.

*Introduction of a Web-based System for Access to NDS-Auction and NDS-OM* – To facilitate direct participation by the retail and mid-segment investors in G-Sec auctions, the RBI has allowed web-based access to the negotiated dealing system (NDS)-auction developed by the Clearing Corporation of India Limited. The system allows GAHs to directly place their bids in the G-Sec auction through a primary member's portal, as against the earlier practice wherein the primary member used to combine bids of all constituents and bid in the market on their behalf. A similar web-based access to the NDS-OM system for secondary market transactions has been permitted since June 2012.

*Extension of Short Sale Period from Five Days to Three Months* – Short selling plays an important role in price discovery, promoting liquidity and better risk management. With the re-introduction of IRFs on exchanges, there was a need to revisit the guidelines on short selling to ensure parity between the cash and futures market vis-à-vis short selling. Accordingly, the period of short sale was extended from five days to three months from February 1, 2012. This is expected to stimulate the IRF market by helping participants to hedge or arbitrage more effectively, and to develop the term repo market.

(Source: [www.rbi.org.in/scripts/annualreportpublications.aspx?Id=1042](http://www.rbi.org.in/scripts/annualreportpublications.aspx?Id=1042))

The actual gross market borrowings through dated G-sec in 2017-18 amounted to INR5,880bn on account of additional market borrowings by the GoI in Q3. Net borrowings through dated securities amounted to INR4,484bn, financing 75.3 per cent of the gross fiscal deficit (GFD) as against 76.2 per cent in the previous year.

State governments raised market borrowings of INR4,191 billion in gross and INR3,403 billion in net during 2017-18, as compared to INR3,820 billion and INR3,427 billion respectively, raised in the previous year.

Net short term market borrowings through T-Bills increased to INR505bn during 2017-18 from INR299bn in 2016-17 mainly due to higher issuances in H1 of 2017-18. In the aggregate, net market borrowing through dated securities and T-Bills increased by INR1,206bn to INR4,989bn in 2017-18.

The weighted average yield (WAY) of dated securities of central government issued during the year declined by 19 basis points to 6.97 percent in 2017-18 while the weighted average coupon (WAC) on the outstanding stock of dated securities declined by 23 basis points to 7.76 percent as on March 31, 2018.

The weighted average maturity (WAM) of primary issuance of G-secs was at 14.13 years during 2017-18. This was however, lower than the 14.76 years for the previous year, as the government decided to borrow more in the maturity buckets of under 15 years to contain the cost of borrowings in the volatile market conditions. WAM of outstanding dated securities remained at 10.62 years in 2017-18, marginally lower than the 10.65 years recorded in the previous year, reflecting higher issuances in the lower maturity buckets especially in the last quarter of 2017-18.

Following the strategy of consolidation and increase in the issuance limit per security, during 2017-18, 156 out of 159 issuances of Government securities were re-issuances, whereas during 2016-17, 156 were reissued out of the total 164 issuances. Active consolidation of debt was undertaken in the form of buyback/switches (INR415.55 billion/INR580.75 billion) that spread across 2017-18, totalling INR996.30 billion as compared to INR1,046.43 billion in the previous year

The weighted average yield (WAY) of State Development Loans (SDLs) issued during 2017-18 stood higher at 7.67 per cent compared to 7.48 per cent in the previous year. Despite hardening of yields across securities, the weighted average spread of SDL issuances over comparable central government securities stood at 59 basis points as compared to 60 basis points in 2016-17. The inter-state spread at 6 basis points in 2017-18 was marginally lower than 7 basis points in 2016-17, reflecting that the

relationship between the spread on SDLs and fiscal situation of individual states remained weak during 2017-18 as well.

In 2017-18, nine states and the Union Territory of Puducherry issued non-standard securities of tenors ranging from three to 25 years. Following the policy of passive consolidation, states like Maharashtra, Odisha and Tamil Nadu undertook reissuances amounting to INR 472.62 billion during 2017-18 to improve the liquidity of their securities in the secondary market. The inter-state spread at 6 basis points in 2017-18 was marginally lower than 7 basis points in 2016-17, reflecting that the relationship between the spread on SDLs and the fiscal situation of individual states remained weak during 2017-18. (Source: RBI Annual Report FY 2017-18)

### ***Corporate debt market***

Pursuant to the guidelines of the High Level Expert Committee on Corporate Bonds and Securitisation (December 2005) and the subsequent announcement made in the Union Budget 2006-07, SEBI authorized BSE (January 2007), NSE (March 2007) and the Fixed Income Money Market and Derivatives Association of India (**FIMMDA**) (August 2007) to set up and maintain corporate bond reporting platforms for information related to trading in corporate bonds.

BSE and NSE put in place corporate bonds trading platforms in July 2007 to enable efficient price discovery in the market. This was followed by the operationalisation of a DvP-I (trade-by-trade)-based clearing and settlement system for over-the-counter trades in corporate bonds by the clearing houses of the exchanges. In view of these market developments, the RBI announced in its second quarter review of the annual policy statement for 2009-10 in October 2009, that the repo in corporate bonds could now be introduced. The RBI issued the Repo in Corporate Debt Securities (Reserve Bank of India) Directions, 2010, on January 8, 2010.

The private placement of corporate bonds went down to INR5,991,471mn (through 2,706 issues) in FY18 from INR6,407,155mn (through 3,377 issues) in FY17.

(Source: SEBI Website: <https://www.sebi.gov.in/statistics/corporate-bonds/privateplacementdata.html>)

### ***NBFC – Infrastructure Finance Companies***

In February 2010, the RBI introduced IFCs as a new category of infrastructure funding entities. Non-deposit taking NBFCs which satisfy the following conditions are eligible to apply to the RBI to seek IFC status:

- a minimum of 75 per cent of its assets deployed in infrastructure loans;
- net owned funds of at least INR3,000 million;
- minimum credit rating “A” or equivalent rating by CRISIL, India Ratings and Research Pvt Ltd, CARE, ICRA, Brickwork Rating India Pvt. Ltd. (Brickwork) or equivalent rating by any other credit rating agency accredited by the RBI; and
- capital to risk (weighted) assets ratio of 15 per cent. (with a minimum Tier 1 capital of 10 per cent.).

IFCs enjoy relaxation in their single party and group exposure norms and in turn lend more to infrastructure sector. For more information, see the section titled “*Regulations and Policies*” on page 238 of this Offering Circular.

## **PROVIDERS OF FINANCE TO THE POWER SECTOR IN INDIA**

The primary providers of power sector financing in India are power sector specific government companies, financing institutions, public sector banks and other public sector institutions, international development institutions and private banks. Besides our Company, the other public sector companies and agencies engaged in financing the power sector are as follows.

### ***Power Finance Corporation Limited***

Power Finance Corporation was incorporated in July 1986, with the main objective of financing power projects, transmission and distribution works and the renovation and modernisation of power plants. PFC is a PSU and its main objective is to provide financial resources and encourage flow of investments to the power and associated sectors, to work as a catalyst to bring about institutional improvements in streamlining the functions of its borrowers in financial, technical and managerial areas to ensure optimum utilisation of available resources and to mobilize various resources from domestic and international sources at competitive rates.

### ***Indian Renewable Energy Development Agency***

The Indian Renewable Energy Development Agency (**IREDA**) is a wholly owned government company, which is registered as an NBFC and has been notified as an IFC. It was established in 1987, under the administrative control of the Ministry of Non-Conventional Energy Sources of the Government, with the objective of promoting, developing and extending financial assistance for renewable energy, energy efficiency and energy conservation projects.

### ***Private Financial Institutions***

Financial institutions were established to provide medium-term and long-term financial assistance to various industries for setting up new projects and for the expansion and modernisation of existing facilities. These institutions provide fund-based and non-fund-based assistance to the industry in the form of loans, underwriting, direct subscription to shares, debentures and guarantees, and therefore they compete in the Indian Power Finance sector. The primary long-term lending institutions include Infrastructure Development Finance Company Limited and PTC India Financial Services Limited.

### ***State Level Financial Institutions***

State financial corporations operate at the state level and form an integral part of the institutional financing system. State financial corporations were set up to finance and promote small- and medium-sized enterprises. At the state level, there are also state industrial development corporations, which provide finance primarily to medium-sized and large-sized enterprises. Examples include the Delhi Financial Corporation, the Delhi State Industrial Development Corporation Limited, the Economic Development Corporation of Goa, Daman and Diu Limited, the Goa Industrial Development Corporation, the Western Maharashtra Development Corporation Limited, the Madhya Pradesh State Industrial Development Corporation Limited and the Orissa Industrial Infrastructure Development Corporation. (*Source: Website for the Council of State Industrial Development and Investment Corporations of India*)

### ***Public Sector Banks and other Public Sector Institutions***

Public sector banks are believed to make up the largest category of banks in the Indian banking system. The primary public sector banks operating in the power sector include the IDBI Bank, SBI, Punjab National Bank and the Bank of Baroda. Other public sector entities also provide financing to the power sector. These include organizations such as the Life Insurance Corporation of India, India

Infrastructure Finance Company Limited, IFCI Limited and Small Industries Development Bank of India.

### ***International Development Financial Institutions***

International development financial institutions are supportive of power sector reform and of more general economic reforms aimed at mobilising investment and increasing energy efficiency. The primary international development financial institutions involved in power sector lending in India include several international banking institutions such as the Japan Bank for International Cooperation, KfW, the World Bank, ADB and the International Finance Corporation.

In the early 1990s, the World Bank decided to mainly finance projects in states that “demonstrate a commitment to implement a comprehensive reform of their power sector, privatize distribution and facilitate private participation in generation and environment reforms”. Recent loans from the World Bank have gone to support the restructuring of SEBs. In general, the loans are for rehabilitation and capacity increase of the transmission and distribution systems, and for improvements in metering the power systems in Indian states that have agreed to reform their power sector.

The overall strategy of the ADB for the power sector is to support restructuring, especially the promotion of competition and private sector participation. Like the World Bank, the ADB also provides loans for restructuring the power sector in the states and improving transmission and distribution.



## REGULATIONS AND POLICIES

*This section provides a brief overview of the regulatory framework governing activities in the infrastructure financing industry in India. The regulations set out below may not be exhaustive, and are only intended to provide general information to potential investors and are neither designed nor intended to be a substitute for professional legal advice. Taxation statutes such as the Income Tax Act, the CST Act and other miscellaneous regulations and statutes, apply to the Company as they do to any other Indian company. The statements below are based on the current provisions of Indian law, and the judicial and administrative interpretations thereof, which are subject to change or modification by subsequent legislative, regulatory, administrative or judicial decisions.*

*The statements below are based on the current provisions of Indian law, and the judicial and administrative interpretations thereof, which are subject to change or modification by subsequent legislative, regulatory, administrative or judicial decisions.*

### REGULATIONS GOVERNING NBFCs

*The Company is a Non-Banking Finance Company, that is Non Deposit taking and Systemically Important (NBFC-ND-SI) and is notified as a public financial institution under section 2(72) of the Companies Act, 2013, as amended from time to time (corresponding to the erstwhile Section 4A of the Companies Act, 1956 and also classified as an Infrastructure Finance Company (IFC) by the RBI by its letter dated September 17, 2010. The Company is a leading public financial institution in the Indian power infrastructure sector and is engaged in the financing and promotion of transmission, distribution and generation projects throughout India. The business activities of NBFCs and public financial institutions are regulated by various RBI regulations, but as a Government company, the Company has the benefit of certain exemptions/extensions that have been granted, along with tax-related exemption for instruments issued by the Company as per directives of Ministry of Finance, Government of India( GoI)as further described below.*

NBFCs are primarily governed by the Reserve Bank of India Act, 1934, as amended (the **RBI Act**), Non-Banking Financial Company Systemically Important NBFC Directions and the Non-Banking Financial Company – Non-Systemically Important Non-Deposit taking Company and Deposit taking Company (Reserve Bank) Directions, 2016. Additionally, NBFCs are also governed by various circulars, notifications, guidelines and directions issued by the RBI from time to time.

#### ***The RBI Act***

The RBI Act defines an NBFC under Section 45-I (f) as:

- (a) a financial institution which is a company;
- (b) a non-banking institution which is a company, and which has as its principal business the receiving of deposits, under any scheme or arrangement or in any other manner, or lending in any manner; and
- (c) such other non-banking institution or class of such institutions, as the Bank may, with the previous approval of the Central Government and by notification in the Official Gazette, specify.

A “financial institution” and a “non-banking institution” have been defined under Sections 45-I(c) and 45-I (e) of the RBI Act, respectively. Section 45-I (c) of the RBI Act defines a “financial institution” as a non-banking institution carrying on as its business or part of its business, among other activities, the financing, whether by making loans or advances or otherwise, of any activity, other than its own.

Also, section 45-I (e) of the RBI Act defines a non-banking institution as a company, corporation or cooperative society.

The RBI has clarified that, while identifying a company as an NBFC, it will consider both the assets and the income pattern from the last audited balance sheet to decide its principal business. A company will be treated as a NBFC if: (a) its financial assets are more than 50 per cent. of its total assets (netted off by intangible assets); and (b) income from financial assets should be more than 50 per cent. of the gross income. Both these tests are required to be satisfied as the determinant factor for the principal business of a company.

NBFCs which are Government companies in which not less than 51 per cent. of the paid up capital is held by the Central Government or by any State Government or partly by the Central Government and partly by one or more State Governments or which is a subsidiary of a Government company (**Government NBFCs**), have been provided with certain exemptions/extensions from complying with the various parts of the RBI Act relating to maintenance of liquid assets, creation of reserve funds and the directions relating to acceptance of public deposits and certain prudential norms.

Government owned companies, as defined under Section 2(45) of the Companies Act, 2013 and registered with RBI as NBFCs, were exempt from the following regulatory and statutory provisions:

- (i) Sections 45-IB and 45-IC of the RBI Act, 1934;
- (ii) Master Direction - Non-Banking Financial Company - Systemically Important Non-Deposit taking Company and Deposit taking Company (Reserve Bank) Directions, 2016 and Master Direction - Non-Banking Financial Company – Non-Systemically Important Non-Deposit taking Company (Reserve Bank) Directions, 2016 (except provisions contained in paragraph 23 of these directions); and
- (iii) Master Direction - Non-Banking Financial Companies Acceptance of Public Deposits (Reserve Bank) Directions, 2016 (except certain provisions contained in these Directions).

However, pursuant to its circular dated May 31, 2018, RBI has made the above set out regulations and provisions applicable to Government owned NBFCs, and Government owned NBFCs are required to comply with the same at the latest by March 31, 2022. The RBI Act states that an NBFC shall commence or carry on the business of a non-banking financial institution after obtaining a certificate of registration (**CoR**) and having a minimum net owned fund of Rs. 2.5 million and not exceeding Rs.20 million. NBFCs that do not accept deposits from the public also need to obtain a CoR, however the same will not authorize them to accept public deposits. All NBFCs are required to submit a certificate from their statutory auditors every year stating that they continue to undertake the business of a non-banking financial institution.

### ***Systemically Important NBFC Directions***

The RBI has issued the Non-Banking Financial Company — Systemically Important Non-Deposit taking Company and Deposit taking Company (Reserve Bank) Directions, 2016 (**Systemically Important NBFC Directions**). NBFC-NDs must comply with prescribed capital adequacy ratios, income recognition, asset classification and provisioning requirements applicable to NBFCs, exposure norms, constitution of audit committee, disclosures in the balance sheet, restrictions and concentration of credits and investments, norms for restructuring of advances and flexible structuring of long-term project loans to infrastructure and core industries, single and group exposure norms and other prudential requirements prescribed.

These norms are being implemented by the Company, to the extent applicable, subject to exemptions available from the RBI on credit concentration i.e., for exposure to central/state government entities,

our Company is exempted from applicability of RBI's credit concentration norms up to March 31, 2022.

### ***Classification of Infrastructure Finance Companies***

All NBFC-NDs with an asset size of Rs.5,000 million or more in accordance with the last audited balance sheet will be considered as an NBFC-ND-SI. An Infrastructure Finance Company (IFC) NBFC-ND-SI in addition fulfils the following criteria:

- (a) a minimum of 75 per cent. of its total assets deployed in “infrastructure loans”;
- (b) net owned funds of Rs.3 billion or above;
- (c) minimum credit rating ‘A’ or equivalent of CRISIL, India Ratings and Research Pvt. Ltd., CARE, ICRA, Brickwork Rating India Pvt. Ltd. (Brickwork) or equivalent rating by any other credit rating agency accredited by RBI; and
- (d) CRAR of 15 per cent. (with a minimum Tier I capital of 10 per cent.).

The Company is a Government IFC NBFC-ND-SI and consequently is subject to the following lending and investment norms in private sector:

- (a) lend to: (i) any single borrower exceeding 25 per cent. of its owned fund; and (ii) any single group of borrowers exceeding 40 per cent. of its owned fund;
- (b) invest in: (i) the shares of another company exceeding 15 per cent. of its owned fund; and (ii) the shares of a single group of companies exceeding 25 per cent. of its owned fund; or
- (c) lend and invest (loans/investments taken together) exceeding: (i) 30 per cent. of its owned fund to a single party; and (ii) 50 per cent. of its owned fund to a single group of parties.

RBI has granted an exemption to our Company pursuant to a letter dated June 16, 2016 from concentration norms in respect of exposure to central and state entities in the power sector until March 31, 2022, our maximum credit exposure limits to such utilities varies from 50 per cent to 250 per cent of our net worth, depending on the entity appraisal and status of unbundling of the respective state utilities. In respect of Private Sector entities, the Company's credit exposure to single borrowers and group borrowers did not exceed the RBI prudential exposure limits as at 31st March 2019 and 31st March 2018.

### ***Private Placement Guidelines***

The RBI's Systemically Important NBFC Directions contain provisions with respect to NBFCs raising money through private placement of non-convertible debentures (NCDs). NBFCs need a board-approved policy for resource planning which, *inter alia*, should cover the planning horizon and the periodicity of private placement. The Company is governed by the following instructions:

- (a) the minimum subscription per investor is Rs.20,000;
- (b) The issuance of private placement of NCDs shall be in two separate categories, those with a maximum subscription of less than ₹ 1 crore and those with a minimum subscription of ₹ 1 crore and above per investor;
- (c) There shall be a limit of 200 subscribers for every financial year, for issuance of NCDs with a maximum subscription of less than ₹ 1 crore, and such subscription shall be fully secured;

- (d) There shall be no limit on the number of subscribers in respect of issuances with a minimum subscription of ₹ 1 crore and above; the option to create security in favour of subscribers shall be with the issuers. Such unsecured debentures shall not be treated as public deposits as defined in these Directions.
- (e) An NBFC shall issue debentures only for deployment of funds on its own balance sheet and not to facilitate resource requests of group entities / parent company / associates.
- (f) An NBFC shall not extend loans against the security of its own debentures (issued either by way of private placement or public issue).

The Issuer, in respect of any private placements of debentures, needs to comply with the regulations of SEBI from time to time. These include, but are not limited to, the following: (i) the electronic booking platform provided by a recognized stock exchange for any issuance by the Company by way of a private placement of securities. The bidding mechanism applies to: (a) a single issue, inclusive of green shoe option, if any, of Rs 200 crore or more; (b) a shelf issue, consisting of multiple tranches, which cumulatively amounts to Rs 200 crore or more, in a financial year; or (c) a subsequent issue, where aggregate of all previous issues by an issuer in a financial year equals or exceeds Rs 200 crore. Participants are then required to submit their bids through this platform to purchase securities.

The Company may be required to provide certain information and do certain acts in this respect; and (ii) circulars relating to the clubbing of international securities identification numbers for frequent issuers of debt issues with the same tenor during a quarter who then, may club, issuances under the same umbrella international securities identification numbers.

#### ***Measures for Capital Augmentation by NBFCs***

NBFC-ND-SIs which meet the criteria prescribed in the Systemically Important NBFC Directions, may augment their capital funds by the issuance of perpetual debenture instruments in accordance with certain specified guidelines. Such perpetual debenture instruments shall be eligible for inclusion as Tier I capital to the extent of 15.0 per cent of the total Tier I capital as of March 31 of the previous accounting year. NBFC-ND-SIs may augment their Tier II capital by the issuance of hybrid capital instruments and subordinated debt within certain specified guidelines. Perpetual debenture instruments issued in excess of 15.0 per cent will be included in Tier II capital, subject to the proviso that Tier II capital does not exceed Tier I capital.

Every NBFC shall, after taking into account the degree of well-defined credit weaknesses and extent of dependence on collateral security for realisation, classify its lease/hire purchase assets, loans and advances and any other forms of credit into the following classes, namely: (i) standard assets; (ii) sub-standard assets; (iii) doubtful assets; and (iv) loss assets.

A Non-Performing Asset (**NPA**) shall mean: (a) an asset, in respect of which, interest has remained overdue for a period of six months or more; (b) a term loan inclusive of unpaid interest, when the instalment is overdue for a period of six months or more or on which interest amount remained overdue for a period of six months or more; (c) a demand or call loan, which remained overdue for a period of six months or more from the date of demand or call or on which interest amount remained overdue for a period of six months or more; (d) a bill which remains overdue for a period of six months or more; (e) the interest in respect of a debt or the income on receivables under the head 'other current assets' in the nature of short term loans/advances, which facility remained overdue for a period of six months or more; (f) any dues on account of sale of assets or services rendered or reimbursement of expenses incurred, which remained overdue for a period of six months or more; (g) the lease rental and hire purchase instalment, which has become overdue for a period of twelve months or more; (h) in respect of loans, advances and other credit facilities (including bills purchased and discounted), the balance outstanding under the credit facilities (including accrued interest) made

available to the same borrower/beneficiary when any of the above credit facilities become non-performing assets.

### ***Norms for excessive interest rates***

Interest rates beyond a certain level may be seen to be excessive and can neither be sustainable nor be conforming to normal financial practice. Boards of applicable NBFCs, therefore, are required to lay out appropriate internal principles and procedures in determining interest rates and processing and other charges. The Board of each applicable NBFC shall adopt an interest rate model taking into account relevant factors such as cost of funds, margin and risk premium and determine the rate of interest to be charged for loans and advances.

### ***Asset Liability Management***

The management of NBFCs is required to base its business decisions on a dynamic and integrated risk management system and process, driven by corporate strategy. It is, therefore, important that NBFCs introduce effective risk management systems that address the issues relating to interest rate and liquidity risks.

NBFCs are exposed to several major risks in the course of their business – credit risk, interest rate risk, equity / commodity price risk, liquidity risk and operational risk. It is, therefore, important that NBFCs introduce effective risk management systems that address the issues relating to interest rate and liquidity risks. The initial focus of the Asset Liability Management (**ALM**) function shall be to enforce the risk management discipline or manage the business after assessing the risks involved. The objective of good risk management systems shall be that these systems will evolve into a strategic tool for the management of NBFCs.

The ALM process rests on three pillars: (I) ALM Information Systems: (i) Management Information Systems; (ii) Information availability, accuracy, adequacy and expediency; (II) ALM Organization:- (i) Structure and responsibilities; (ii) Level of top management involvement; (III) ALM Process:- (i) Risk parameters; (ii) Risk identification; (ii) Risk measurement; (iii) Risk management; and Risk policies and tolerance levels.

### ***KYC Guidelines***

All applicable NBFCs having customer interfaces are required to follow the Master Direction – Know Your Customer (**KYC**) Directions, 2016 (**KYC Master Directions**) issued by the RBI. The RBI has extended the KYC Master Directions to NBFCs and has advised all NBFCs to adopt the same with suitable modifications depending upon the activity undertaken by them and ensure that a proper policy framework of anti-money laundering measures is put in place. The KYC policies are required to have certain key elements, including, *inter alia*, a customer acceptance policy, customer identification procedures, monitoring of transactions and risk management, adherence to KYC guidelines and the exercise of due diligence by persons authorized by the NBFC, including its brokers and agents.

### ***Guidelines on liquidity risk management framework:***

As per RBI's directions, all non-deposit taking NBFCs with asset size of ₹ 100 crore and above, shall adhere to the set of liquidity risk management guidelines. It will be the responsibility of the board of each NBFC to ensure that the guidelines are adhered to. The internal controls required to be put in place by NBFCs as per these guidelines shall be subject to supervisory review.

All non-deposit taking NBFCs with asset size of ₹ 10,000 crore and above, shall maintain a liquidity buffer in terms of LCR which will promote resilience of NBFCs to potential liquidity disruptions by ensuring that they have sufficient High Quality Liquid Asset (HQLA) to survive any acute liquidity

stress scenario lasting for 30 days. The LCR requirement shall be binding on NBFCs from December 1, 2020 with the minimum HQLAs to be held being 50% of the LCR, progressively reaching up to the required level of 100% by December 1, 2024.

### ***Fair Practice Code***

Chapter VI of the NBFCND SI Master Directions prescribe the Fair Practice Code applicable to NBFCs, which, *inter alia*, include guidelines for application for loans and their processing, loan appraisal and terms/conditions, disbursement of loans, and regulation of excessive interest rate. Chapter VI of the NBFC-ND SI Master Directions further prescribe that the Board of each NBFC shall adopt an interest rate model taking into account relevant factors such as cost of funds, margin and risk premium and shall determine the rate of interest to be charged for loans and advances.

### ***Corporate Governance Guidelines***

The RBI has mandated certain corporate governance rules for all NBFC-NDs, which include the constitution of an audit committee, a nomination committee and a risk management committee. The guidelines have also issued instructions for the framing of internal guidelines on corporate governance with the approval of the board of directors of the NBFC and also for the rotation of the partners of the chartered accountancy firm conducting its audit every three years.

### ***Anti-Money Laundering***

The RBI has specified that a proper policy framework for the Prevention of Money Laundering Act, 2002, as amended (**PMLA**) is put into place in NBFCs. The PMLA seeks to prevent money laundering and extends to all banking companies and financial institutions, including NBFCs and intermediaries. In accordance with the provisions of the PMLA and the directions, all NBFCs are advised to appoint a principal officer for internal reporting of suspicious transactions.

### ***Directions on the Acquisition of NBFCs***

Prior written permission from the RBI is required for:

- (a) the takeover or acquisition of an NBFC, deposit and non-deposit accepting, whether by acquisition of shares or otherwise;
- (b) any change in the shareholding of the applicable NBFCs, including progressive increases over time, which would result in acquisition/transfer of shareholding of 26 per cent. or more of the paid up equity capital of the applicable NBFC. Prior approval would, however, not be required in the case of any shareholding going beyond 26 per cent. due to buyback of shares/reduction in capital where it has approval of a competent Court. The same is however required to be reported to the RBI not later than one month from its occurrence; and
- (c) any change in the management of the applicable NBFC which results in the change in more than 30 per cent. of the directors, excluding independent directors. Prior approval would not be required for those directors who get re-elected on retirement by rotation.

Non-compliance of the directions could lead to adverse regulatory action including cancellation of the certificate of registration of NBFCs.

### ***Opening of Branch, Subsidiary or Representative Office of an NBFC outside India***

Prior approval of the RBI is required for the opening of a branch, subsidiary, joint venture or representative office or for undertaking any investment abroad by an NBFC.

## ***Department of Public Enterprises, Government of India***

We are a Navratna Central Public Sector Undertaking under the administrative control of the MoP.

The Department for Public Enterprises is the nodal department for all the Central Public Sector Enterprises (CPSEs) and formulates policy pertaining to CPSEs. It lays down, in particular, policy guidelines on performance improvement and evaluation, autonomy and financial delegation and personnel management in CPSEs. It furthermore collects and maintains information in the form of a Public Enterprises Survey on several areas in respect of CPSEs. The Department for Public Enterprises formulates policy guidelines pertaining to CPSEs in areas like performance improvements and evaluation, financial management, personnel management, board structures, wage settlement, training, industrial relation, vigilance and performance appraisal.

### ***Monitoring of Frauds in NBFCs (Reserve Bank) Directions, 2016 (Fraud Monitoring Directions)***

The Fraud Monitoring Directions apply to all deposit taking NBFCs and systemically important non-deposit taking NBFCs. The Fraud Monitoring Directions require the relevant NBFCs to put in place a reporting system for reporting frauds and fix staff accountability in respect of delay in reporting of fraud cases to the RBI. All systemically important NBFCs are required to report all cases of fraud of Rs. 100,000 and above, and if the fraud is above Rs. 10 million, the NBFC would be required to report such fraud in a prescribed format within three weeks from the date of detection thereof. Such NBFCs are also required to report cases of fraud by unscrupulous borrowers including companies, partnership firms/proprietary concerns and/or their directors/partners and cases of attempted fraud.

### ***Information Technology Framework***

The RBI has issued a Master Direction on Information Technology Framework for the NBFC Sector dated June 8, 2017 (IT Master Direction). The focus of the IT Master Direction is on information technology governance, information technology policies, information and cyber security, information technology operations, information security audit, business continuity planning and information technology services outsourcing.

These directions are categorised into two parts, those which are applicable to all NBFCs with asset size above Rs. 5,000 million (considered as systemically important) and those for NBFCs with asset size below Rs. 5,000 million. The IT Master Directions, *inter alia*, mandate an information technology strategy committee, cyber security policy, policy for information security audit and information technology policy for systemically important NBFCs and to draft an information technology or information system policy for NBFCs with asset size below Rs. 5,000 million. The IT Master Directions prescribe the time frame within which the mandated activities should be completed by the NBFC.

### ***Risk Management System – Appointment of Chief Risk Officer (CRO)***

RBI has mandated that NBFCs with asset size of more than Rs.50 billion shall appoint a CRO with clearly specified role and responsibilities. The CRO is required to function independently so as to ensure highest standards of risk management. The CRO shall be appointed for a fixed tenure with the approval of the board. The board shall put in place policies to safeguard the independence of the CRO. The CRO shall be involved in the process of identification, measurement and mitigation of risks. In NBFCs that follow committee approach in credit sanction process for high value proposals, if the CRO is one of the decision makers in the credit sanction process, the CRO shall have voting power and all members who are part of the credit sanction process, shall individually and severally be liable for all the aspects, including risk perspective related to the credit proposal.

### ***Ombudsman Scheme for Non-Banking Financial Companies***

The RBI on April 26, 2019 has directed that the Non-banking Financial Companies, as defined in Section 45-I(f) of the Reserve Bank of India Act, 1934 and registered with the RBI under Section 45-IA of the Reserve Bank of India Act, 1934 which (a) are authorized to accept deposits; (b) are Non-Deposit Taking Non-Banking Financial Companies having customer interface, with assets size of Rupees 100 crore or above, as on the date of the audited balance sheet of the previous financial year, or of any such asset size as the RBI may prescribe, will come within the ambit, and shall comply with the provisions of the Ombudsman Scheme for Non-Banking Financial Companies, 2018 as a forum for bank customers for resolution of complaints relating to certain services rendered by banks. It extends the Scheme to eligible Non-Deposit Accepting Non-Banking Financial Companies.

### ***Prudential Framework for Resolution of Stressed Assets issued by the Reserve Bank of India (RBI)***

The RBI recently issued the “Prudential Framework for Resolution of Stressed Assets by Banks” (the “**Framework**”) on 7 June 2019. These directions have been issued with a view to providing a framework for early recognition, reporting and time-bound resolution of stressed assets. The directions are issued without prejudice to the issuance of specific directions, from time to time, by the RBI to banks, in terms of the provisions of Section 35AA of the Banking Regulation Act, 1949, for the initiation of insolvency proceedings against specific borrowers under the Insolvency and Bankruptcy Code, 2016. The Honorable Supreme Court of India, *vide* its order dated 2 April 2019, held the RBI circular dated 12 February 2018 on Resolution of Stressed Assets as *ultra vires*. In light of this decision, the RBI issued the Framework for expeditious and effective resolution of stressed assets.

The RBI has mandated that the provisions of the directions in the Framework shall apply to the following entities: (a) Scheduled Commercial Banks (excluding Regional Rural Banks); (b) All India Term Financial Institutions (NABARD, NHB, EXIM Bank, and SIDBI); (c) Small Finance Banks; and (d) Systemically Important Non-Deposit Taking Non-Banking Financial Companies (**NBFC-ND-SI**) (including our Company) and Deposit-taking Non-Banking Financial Companies (**NBFC-D**).

The fundamental principles underlying the Framework for resolution of stressed assets are as follows:

- (i) early recognition and reporting of default in respect of large borrowers by banks, FIs and NBFCs;
- (ii) lenders to recognise incipient stress in loan accounts immediately upon default by a borrower and classify such assets as special mention assets;
- (iii) with respect to accounts with aggregate exposure of INR 20 billion and above, a resolution plan is to be implemented within two hundred and ten days from the date of the Framework;
- (iv) complete discretion to lenders with regards to design and implementation of resolution plans, in supersession of earlier resolution schemes (S4A, SDR, 5/25 etc.), subject to the specified timeline and independent credit evaluations;
- (iv) a system of disincentives in the form of additional provisioning for delay in implementation of resolution plan or initiation of insolvency proceedings;
- (v) withdrawal of asset classification dispensations on restructuring and future upgrades to be contingent on a meaningful demonstration of satisfactory performance for a reasonable period;



- (vi) for the purpose of restructuring, the definition of ‘financial difficulty’ to be aligned with the guidelines issued by the Basel Committee on Banking Supervision; and
- (vii) signing of inter-creditor agreement by all lenders to be mandatory, which will provide for a majority decision making criteria

The RBI has further mandated that existing instructions on resolution of stressed assets, such as the Framework for Revitalising Distressed Assets, Corporate Debt Restructuring Scheme, Flexible Structuring of Existing Long-Term Project Loans, Strategic Debt Restructuring Scheme (**SDR**), Change in Ownership outside SDR, and Scheme for Sustainable Structuring of Stressed Assets (**S4A**), are withdrawn with immediate effect. Accordingly, the Joint Lenders’ Forum (**JLF**), as a mandatory institutional mechanism for resolution of stressed accounts, is also discontinued.

## **REGULATION OF CORPORATES**

### ***Companies Act, 2013***

The Company is a company incorporated and registered under the Companies Act, 1956 and therefore governed by the provisions and the rules made under the Companies Act, 1956. The Companies Act, 2013 has replaced the Companies Act, 1956.

The Companies Act intends to strengthen corporate regulation by increasing the robustness of the existing provisions and introducing new measures, such as: (i) increasing the accountability of management by making independent directors more accountable; (ii) improving corporate governance practices; (iii) enhancing disclosure norms in relation to capital raising; (iv) increasing investor protection and activism by way of provisions relating to class action suits; (v) ensuring protection of minority rights, including exit options; (vi) promoting e-governance initiatives; (vii) ensuring stricter enforcement standards, including establishment of the Serious Fraud Investigation Office for investigation of fraud relating to companies and special courts for summary trial for offences under the Companies Act; (viii) making CSR mandatory for every company having a net worth of Rs.5,000 million or more, turnover of Rs.10,000 million or more or a net profit of Rs.50 million or more during the immediately preceding financial year; (ix) introduction of the National Company Law Tribunal and its appellate authority the National Company Law Appellate Tribunal, which replaces the Company Law Board, the Board for Industrial and Financial Reconstruction and its appellate authority with the intention that all lawsuits relating to companies are made to one body; (x) providing rules on related party transactions and acceptance of deposits; and (xi) the implementation of a fixed and variable legislation model with various provisions of the Companies Act delegating rule making power to the Central Government.

The Companies Act, 2013 has introduced various sections which significantly and substantially modify, repeal and replace the entire framework of law governing Indian companies, including the Issuer. For transition purposes, the Companies Act, 2013 encapsulates grandfathering provisions whereby acts done, resolutions passed, documents entered into and registers maintained under the Companies Act, 1956 (unless contrary to the Companies Act) will continue to be valid under the Companies Act.

### ***Large Corporates Framework***

The Securities and Exchange Board of India issued a circular on “*Fund raising by issuance of Debt Securities by Large Entities*” dated November 26, 2018 (**Large Corporates Framework**). The Large Corporates Framework came into force on 1 April 2019 for entities following the April-March financial year. For the large corporates following calendar year as their financial year, the framework will become applicable from January 1st, 2020. The Large Corporates Framework applies to all listed entities that (i) specified securities or debt securities or non-convertible redeemable preference shares listed on a recognized stock exchange, (ii) have an outstanding long-

term borrowing of Rs. 1000 million or more, and (iii) have a credit rating of “AA and above” (each such entity will be a Large Corporate).

The Large Corporates Framework mandates that any listed company that qualifies as a Large Corporate will be required to raise at least 25 per cent of its incremental borrowings in a subsequent fiscal year by way of issuance of debt securities.

For each Large Corporate, the requirement for meeting a minimum of 25 per cent of its incremental borrowings by way of issuance of debt securities (i) for the fiscal years 2019-20 and 2020-21 shall be on an annual basis and shall comply with the same by last day of fiscal year 2019-20 and fiscal year 2020-21, respectively and in case it is unable to comply with this requirement, it will be required to provide an explanation for such shortfall to the stock exchanges; (ii) from fiscal year 2021-22 the said requirement of incremental borrowing will need to be complied with over a contiguous block of two years and in case at the end of two years, there is a shortfall in the requisite borrowing, a monetary penalty of 0.2 per cent. of the shortfall in the borrowed amount will be levied and the same will be paid to the relevant stock exchanges.

### ***SEBI Regulations***

Certain provisions of key SEBI Regulations, viz. Securities and Exchange Board of India (Issue of Capital and Disclosure Requirements) Regulations, 2018, SEBI (Substantial Acquisition of Shares and Takeovers) Regulations, 2011, and Securities and Exchange Board of India (Listing Obligations and Disclosure Requirements) Regulations, 2015, and SEBI (Debenture Trustees) Regulations, 1993 are applicable to NBFCs.

### ***SEBI (IFSC) Guidelines, 2015***

The SEBI (IFSC) Guidelines were promulgated to regulate financial services relating to securities in an international financial services centre (IFSC) created under Section 18(1) of the Special Economic Zones Act, 2005. The guidelines apply to any entity desirous of operating in an IFSC for rendering financial services relating to securities market and prescribe the eligibility and shareholding limit for stock exchanges, clearing corporations and depositories. The guidelines also prescribe conditions to be complied with for issuing capital in an IFSC.

The listing of the Notes is in compliance with the SEBI (IFSC) Guidelines, 2015, as amended from time to time.

## **LAWS RELATING TO THE RECOVERY OF DEBTS**

### ***Securitisation Act***

The Securitisation and Reconstruction of Financial Assets and Enforcement of Securities Interest Act, 2002, as amended (the **Securitisation Act**) provides the powers of “seize and desist” to banks and grants certain special rights to banks and financial institutions to enforce their security interests. The Securitisation Act provides that a “secured creditor” may, in respect of loans classified as non-performing in accordance with RBI guidelines, give notice in writing to the borrower requiring it to discharge its liabilities within 60 days, failing which the secured creditor may take possession of the assets constituting the security for the loan, and exercise management rights in relation thereto, including the right to sell or otherwise dispose of the assets.

Under the Securitisation Act, all mortgages and charges on immovable properties in favor of banks and financial institutions are enforceable without the intervention of the Courts. The Securitisation Act also provides for the establishment of asset reconstruction companies regulated by RBI to acquire assets from banks and financial institutions.

The banks or financial institution selling financial assets should ensure that there is no known liability devolving on them and that they do not assume any operational, legal or any other type of risks relating to the financial assets sold. Furthermore, banks or financial institutions may not sell financial assets at a contingent price with an agreement to bear a part of the shortfall on ultimate realisation. However, banks or financial institutions may sell specific financial assets with an agreement to share in any surplus realised by the asset reconstruction company in the future. While each bank or financial institution is required to make its own assessment of the value offered in the sale before accepting or rejecting an offer for purchase of financial assets by an asset reconstruction company, in consortium or multiple banking arrangements where more than 75 per cent. by value of the banks or financial institutions accept the offer, the remaining banks or financial institutions are obliged to accept the offer.

For financing of a financial asset by more than one secured creditor or joint financing of a financial asset by secured creditors, no secured creditor is entitled to exercise any rights unless such exercise is agreed by at least 60.0 per cent. of the secured creditors by value of outstanding and such action is binding on all the secured creditors.

Any securitisation company or asset reconstruction company may acquire financial assets of a bank or financial institution by issuing a debenture, bond or any other security in the nature of a debenture, for agreed consideration or by entering into an agreement with such bank or financial institution to purchase such financial assets on terms and conditions as agreed. In respect of a shortfall in proceeds realised from the sale of secured assets, a secured creditor may file an application to the Debt Recovery Tribunal to recover the balance amount from a borrower under the Debt Recovery Act (as defined below).

The Government of India has issued the Securitisation and Reconstruction of Financial Assets and Enforcement of Security Interest (Central Registry) Rules, 2011 (**CERSAI Rules**) under the Securitisation and Reconstruction of Financial Assets and Enforcement of Securities Interest Act, 2002. Pursuant to the CERSAI Rules, as amended from time to time, all charges created by the Issuer in the form of mortgages or hypothecation of assets are required to be registered with the Central Registry of Securitisation Asset Reconstruction and Security Interest of India. Further, upon non-compliance with the CERSAI Rules, the Issuer and every officer of the Issuer who is in default may be liable to a penalty, which may extend to Rs. 5,000 for every day during which the penalty continues.

### ***Debt Recovery Act***

The Recovery of Debts Due to Banks and Financial Institutions Act, 1993 as amended from time to time (**Debt Recovery Act**) provides for the establishment of Debt Recovery Tribunals and a Debt Recovery Appellate Tribunals for expeditious adjudication and recovery of debts due to any bank or public financial institution or to a consortium of banks and public financial institutions. Under the Debt Recovery Act, the procedures for the recovery of debt have been simplified and timeframes have been fixed to facilitate the disposal of cases.

The Debt Recovery Act lays down the rules for establishment of Debt Recovery Tribunals, the procedure for making an application to the Debt Recovery Tribunals and their powers and modes of recovery of debts. Upon establishment of the Debt Recovery Tribunals and the Debt Recovery Appellate Tribunal, no court or other authority can exercise jurisdiction in relation to matters covered by the Debt Recovery Act, except the Supreme Court exercising jurisdiction under Article 32 and the High Court exercising jurisdiction under Articles 226 and 227 of the Constitution of India, in relation to matters specified in Section 17 of the Debt Recovery Act.

### ***Enforcement of Security Interest and Recovery of Debt Laws and Miscellaneous Provisions (Amendment) Act, 2016 (the Amendment Act)***

The Amendment Act was passed by both houses of the Parliament on August 9, 2016 and received the assent of the President on August 12, 2016. The Amendment Act shall come into force as and when notified by the Central Government. The Amendment Act amends two laws: (i) the Securitisation Act and (ii) the Debt Recovery Act. Under the Securitisation Act, secured creditors can take possession over collateral, against which a loan had been provided, upon a default in repayment, which can be done with the assistance of the district magistrate. The Amendment Act provides that this process will have to be completed within 30 days by the district magistrate. In addition, the Amendment Act: (i) creates a central database to integrate records of property registered under various registration systems with this central registry and secured creditors will not be able to take possession over the collateral unless it is registered with the central registry; and (ii) provides that stamp duty will not be charged on transactions for transfer of financial assets in favour of asset reconstruction companies. In relation to the Debt Recovery Act, the Amendment Act (i) allows banks to file cases in tribunals having jurisdiction in the location of the bank branch and where the debt is pending; and (ii) provides further details of procedures that the tribunals will follow in case of debt recovery proceedings.

### ***The Bankruptcy Code***

The Insolvency and Bankruptcy Code, 2016 (the **Code**) was passed by Parliament on May 11, 2016, with a view to create a unified framework for resolving insolvency and bankruptcy in India. The Code seeks to repeal the Presidency Towns Insolvency Act, 1909 and Provincial Insolvency Act, 1920. The Code also amends eleven laws, including, *inter alia*, the Companies Act, 2013; the Recovery of Debts Act, the Bankruptcy Insolvency Resolution and Bankruptcy of Individuals and Partnership Firms Act, 1993; and the Sick Industrial Companies (Special Provisions) Repeal Act, 2003. The Code aims to consolidate the laws relating to insolvency of companies and limited liability entities (including limited liability partnerships and other entities with limited liability), unlimited liability partnerships and individuals into a single legislation.

The Code classifies creditors into financial creditors and operational creditors, which includes the financial loans for interest and loans arising from the operational nature of the debtor, respectively. According to the Code, the insolvency resolution process may be initiated by either the debtor or the creditors. Some of the new concepts introduced by this Code include, *inter alia*, the Insolvency and Bankruptcy Board of India, the Insolvency and Bankruptcy Fund and two separate tribunals having jurisdiction over insolvency cases, namely the National Company Law Tribunal (which shall have jurisdiction over companies and limited liability partnerships) and the debt recovery tribunal (**DRT**) (which shall have jurisdiction over individuals and partnership firms).

The Code provides a 330-day timeline for dealing with insolvency resolution applications. Subsequently, the insolvency resolution plan prepared by the resolution professional has to, subsequent to the amendment detailed below, be approved by 66.00 per cent. of creditors and, if rejected, the adjudicating authority will order liquidation. In a bid to boost the sentiment among lenders, even repayment of dues to unsecured creditors has been given a higher priority as against payment of taxes to the Government.

## **LAWS RELATING TO THE POWER SECTOR**

In accordance with the Indian Constitution, the authority to regulate the electricity sector vests with both the State and the Central Governments.

The MoP acts as the administrative ministry governing the Central power sector in India. The MoP is responsible for the administration of the Electricity Act, 2003, as amended from time to time (the **Electricity Act**), the Energy Conservation Act, 2001 as amended and to undertake such amendments

to these Acts, as may be necessary from time to time, in conformity with the government's policy objectives. The CEA advises the MoP, *inter alia*, on electricity policies and technical matters.

### ***Electricity Act, 2003***

The Electricity Act is a Central legislation relating to generation, transmission, distribution, trading and use of electricity that seeks to replace the multiple legislations that govern the power sector. The Electricity Act aims to enable measures to be taken for the development of the electricity industry, promote competition, protect the interest of consumers and supply of electricity to all areas, rationalize the electricity tariff, ensure transparent policies regarding subsidies, promote efficient and environmentally benign policies, constitute the Central Electricity Agency and establish the Appellate Tribunal.

The most significant reform initiative under the Electricity Act was the move towards a multi-buyer, multi-seller system as opposed to the existing structure which permitted only a single buyer to purchase power from power generators. In addition, the Electricity Act grants the electricity regulatory commissions freedom in determining tariffs. Under the Electricity Act, no licence is required for generation of electricity if the generating station complies with the technical standards relating to connectivity with the grid.

The Electricity Act was amended in 2007 to exempt captive power generation plants from licensing requirements for supply to any licensee or consumer and further amended in 2010 to provide that any developer of a special economic zone (**SEZ**) notified shall be deemed to be a licensee under the Electricity Act.

### ***Electricity Amendment Bill, 2014***

The Electricity (Amendment) Bill, 2014 (the **Bill**) was introduced by the government to amend the Electricity Act. The Bill was referred to the Standing Committee on Energy for examination and report. Based on the observations and recommendations of the Standing Committee on Energy and further consultation with the state governments, the MoP has proposed certain amendment to the Electricity Act (**Proposed Amendment**). The salient features of the Proposed Amendment have been set out below:

- (a) ***Direct Benefit Transfer of Subsidy:*** Breaking the cycle of subsidy and losses incurred by the DISCOMs, the Proposed Amendment has introduced direct benefit transfer in electricity as well. The Proposed Amendment suggests that if the State Government or Central Government desires the grant of any subsidy to any consumer or class of consumers, such subsidy shall be directly transferred to the beneficiary by direct benefit transfer into the bank account of the beneficiary. The same will apply if subsidy is given through any government scheme as well.
- (b) ***Separation of content and carriage:*** The long-pending demand to separate the infrastructure builder for power distribution to consumers and the licensee to supply has been introduced in the Proposed Amendment. This would entail more than one electricity supplier in an area and the consumer will have the option to choose their preferred electricity supplier. Allied to it is introduction of time of the day tariff – a power rate as per the energy source, season, time and demand.
- (c) ***Renewable Energy:*** Since 2013, the renewable capacity in the country has grown more than 80 per cent currently standing at 70,000 MW. The Proposed Amendment has introduced renewable purchase obligation and also defines the penalty for defaulting on it. Hydropower has been defined under renewable source, but the size of projects isn't. The Proposed Amendment also aims to introduce one member from the Ministry of New and Renewable Energy in the Central Electricity Regulatory Commission, in place of a representative of the department of consumer affairs.

- (d) **Getting smarter:** The Electricity Act, for the first time, has mentioned smart meter and prepaid meters and regulations related to the same, making it mandatory to install a smart meter. This would help proper accounting of power consumption and wastage.
- (e) **24/7 Power supply is an obligation:** The Proposed Amendment proposes that 24X7 power supply is an obligation and the state electricity regulatory commission can penalise the power distribution company (DISCOMs), if it fails to do so. The relevant commission can suspend or revoke the license of the DISCOMs as well, which has been mandated for the first time.
- (f) **Violation of a power purchase agreement to be penalised:** The Proposed Amendment further suggests that a violation of a power purchase agreement will lead to penalties which may be as determined by the appropriate commission and may be fines extending to Rs 10 million per day, and, in the case of licensees may also extend to suspension and cancellation of the licence. This comes as a major relief for power generators which have recently borne the brunt of states cancelling power purchase agreement, citing high cost or lack of funds.

### ***Licensing Requirements***

Under the Electricity Act, transmission and distribution of, and trading in, electricity require licences from the appropriate Central or State electricity regulatory commissions (respectively, **CERCs** and **SERCs**, and collectively, **ERCs**), unless exempted. CERC has jurisdiction over generating companies owned or controlled by the Government or which have a composite scheme for generation and sale in more than one State. SERCs have jurisdiction over generating stations within State boundaries, except those under CERC's jurisdiction.

The respective ERC determines the tariff for supply of electricity from a generating company to a licensee, transmission, wheeling, and retail sale of electricity. All States in India have ERCs in operation. There can be private distribution licensees as well.

### ***Generation***

Currently, any generating company in India can establish, operate and maintain a generating station if it complies with the technical standards relating to connectivity with the grid. Approvals from the Government, the State Government and the techno-economic clearance from the CEA are no longer required, except for hydroelectric projects. Generating companies are permitted to sell electricity to any licensees and where permitted by the respective SERCs, to consumers. The respective ERCs determine the tariff for the supply of electricity from a generating company to any distribution licensee, transmission of electricity, wheeling of electricity and retail sale of electricity. CERC has jurisdiction over generating companies owned or controlled by the Government and those generating companies who have entered into or otherwise have a composite scheme for generation and sale in more than one State. SERCs have jurisdiction over generating stations within State boundaries, except those under CERC's jurisdiction.

In order to qualify as a captive generating plant, the Electricity Rules, 2005 as amended (the **Electricity Rules**) require that not less than 26 per cent. of the ownership of the plant be held by a captive user and not less than 51 per cent. of the aggregate electricity generated in such plant, determined on an annual basis, be consumed for captive use. If the minimum percentage of captive use is not complied with in any year, the entire electricity generated is treated as supplied by a "generating company" and benefits available to a "captive generating plant" (such as exemption from payment of certain levies and surcharges) will not apply in such year.

### ***Transmission***

Transmission, being a regulated activity, involves the intervention of various players. The Government is responsible for facilitating the transmission and supply of electricity, particularly inter-

State, regional and inter-regional transmission. The Electricity Act vests the responsibility of efficient, economical and integrated transmission and supply of electricity with the Government and empowers it to make regional demarcations of the country for the same. In addition, the Government will facilitate voluntary inter-connections and co-ordination of facilities for the inter-State, regional and inter-regional generation and transmission of electricity. The CEA is required to prescribe certain grid standards under the Electricity Act and every transmission licensee must comply with such technical standards of operation and maintenance of transmission lines. In addition, every transmission licensee is required to obtain a licence from the CERC and the SERCs, as the case may be.

The Electricity Act allows generating companies open access to transmission lines. The transmission licensee is required to comply with the technical standards of operation and maintenance of transmission lines specified by the CEA. The provision of open access is subject to the availability of adequate transmission capacity as determined by the Central Transmission Utility or the State Transmission Utility. The Electricity Act provides certain principles in accordance with which the appropriate ERC will specify terms and conditions for determination of the tariff. Under the Electricity Act, CERC is vested with the authority to determine the tariffs for inter-State transmission of electricity. A transmission licensee may, with prior intimation to CERC or the SERC, as the case may be, engage in any business for optimum utilisation of its assets, provided that a proportion of its revenues from such business be utilized for reducing its charges for transmission and wheeling.

Under the Electricity Act, the Central Government is empowered to establish a centre at the national level, to be known as the National Load Despatch Centre (**NLDC**) for optimum scheduling and despatch of electricity among the Regional Load Despatch Centres (**RLDC**).

The primary responsibility of the NLDC is to ensure the optimum scheduling and despatch of electricity among the RLDCs. The RLDCs are responsible for: (i) optimum scheduling and despatch of electricity within the region, in accordance with the contracts entered into with the licensees or the generating companies operating in the region; (ii) monitoring grid operations; (iii) keeping accounts of the quantity of electricity transmitted through the regional grid; (iv) exercising supervision and control over the inter-state transmission system; and (v) carrying out real time operations for grid control and despatch of electricity within the region through secure and economic operation of the regional grid in accordance with the grid standards and grid code.

The Electricity Act also lays down provisions for intra-state transmission where the state commission facilitates and promotes transmission, wheeling and inter-connection arrangements within its territorial jurisdiction for the transmission and supply of electricity by economical and efficient utilisation of the electricity.

### ***Trading***

The Electricity Act specifies trading in electricity as a licensed activity. This may involve wholesale supply or retail supply. The licence to engage in electricity trading is required to be obtained from the appropriate ERC. The CERC issued the CERC (Procedure, Terms and Conditions for Grant of Trading Licence and Other Related Matters) Regulations, 2009, as amended (**Trading Licence Regulations**) to regulate the inter-State trading of electricity. The Trading Licence Regulations define inter-State trading as the transfer of electricity from the territory of one State for resale to the territory of another State, and includes electricity imported from any other country for resale in any State of India or exported to any other country subject to compliance with applicable laws and clearance by appropriate authorities. Under the Trading Licence Regulations, any person desirous of undertaking inter-State trading in electricity shall apply to the CERC for the grant of a licence. The Trading Licence Regulations set out various qualifications for the grant of a licence for undertaking electricity trading, including certain technical and professional qualifications, and net worth requirements. Further, a licensee is subject to certain conditions including the extent of trading margin, maintenance of records and submission of auditors' reports. The existing licensees are required to meet the net worth, current ratio and liquidity ratio criteria and are required to pay the licence fee as specified by

the CERC, from time to time. The licensees need to submit monthly reports and annual returns on over-the-counter contracts and transaction volumes on a weekly basis.

The eligibility criteria include norms relating to capital adequacy and technical parameters. However, the NLDC and RLDCs, CTUs, STUs and other transmission licensees are not allowed to trade in power, to prevent unfair competition. Further, in case of non-compliance with any provision of the Electricity Act or the rules thereunder, the applicant can be debarred from making an application for up to three years. The relevant ERCs also have the right to fix a ceiling on trading margins in intra-state trading.

### ***Tariff Principles***

Under the Electricity Act, the ERCs determine the tariff for the supply of electricity by a generating company (as well as for transmission, wheeling and retail sale of electricity). In case of a shortage of electricity supply, the ERC may fix the minimum and maximum tariff for sale or purchase of electricity, pursuant to an agreement entered into between a generating company and licensee or between licensees, for up to one year.

The Electricity Act provides that the ERC shall adopt such tariff that has been determined through a transparent process of bidding in accordance with the guidelines issued by the Government. The MoP has issued detailed guidelines for competitive bidding as well as standard bidding documents for competitive bid projects. Under guidelines issued by the MoP, the determination of the tariff for a particular power project depends on the mode of participation in the project, being (i) the MoU route, based on tariff principles prescribed by CERC (cost plus basis, comprising capacity charge, energy charge, unscheduled interchange charge and incentive payments); or (ii) the competitive bidding route, where the tariff is market-based.

### ***CERC (Terms and Conditions of Tariff) Regulations, 2019 (2019-2024 Tariff Regulations)***

The 2019-24 Tariff Regulations are applicable for the determination of the tariff between 1 April 2019 and 31 March 2024 for a generating station and a transmission system or its elements. They are not applicable to generating stations or state transmission systems, where tariffs have been discovered through competitive bidding or determined in accordance with the CERC (Terms and Conditions for Tariff determination from Renewable Energy Sources) Regulations, 2017.

The tariff for the supply of electricity from a thermal generating station comprises of two parts, namely a capacity charge (for recovery of annual fixed cost) and an energy charge (for recovery of fuel cost and limestone cost (where applicable)). Tariffs for the supply of electricity from a hydro generating station comprises of a capacity charge and an energy charge, for the recovery of annual fixed costs. The tariff for the transmission of electricity on the inter-state transmission system comprises of a transmission charge for the recovery of annual fixed costs.

The capacity charges shall be derived on the basis of annual fixed costs and shall consist of the following components: (i) return on equity; (ii) interest on loan capital; (iii) depreciation; (iv) interest on working capital; and (v) operation and maintenance expenses. Energy charges shall be derived on the basis of the landed fuel cost of a generating station (excluding the hydro generation station) and shall comprise the following components: (i) landed fuel cost of primary fuel; (ii) cost of secondary fuel oil consumption; and (iii) cost of limestone or any other reagent, as applicable.

For the determination of the tariff, the return on equity shall be computed at the base rate of 15.50 per cent for thermal generating station, transmission system including communication system and run-of river hydro generating station, and at the base rate of 16.50 per cent. for the storage type hydro generating stations including pumped storage hydro generating stations and run-of river generating stations. In case of existing projects, additional capitalisation shall be allowed on account of revised emission standards.



The 2019-24 Tariff Regulations also provide that for new projects, the debt-equity ratio of 70:30 as on date of commercial operation shall be considered. If the equity actually deployed is more than 30 per cent. of the capital cost, equity in excess of 30 per cent. shall be treated as normative loan. The special allowance admissible to a coal based thermal station which has completed its useful life, shall be computed at the rate of Rs 0.95 million per MW per year for the tariff period extending from 2019 and 2024. The non-tariff net income in case of generating station and transmission system from rent of land or buildings, sale of scrap and advertisements shall be shared between the beneficiaries or the long term customers and the generating company or the transmission licensee, as the case may be, in the ratio of 50:50.

The costs for computing working capital shall cover *inter alia* (i) receivables equivalent to 45 days of capacity charge and energy charge for sale of electricity calculated on the normative annual plant availability factors; (ii) operation and maintenance expenses, including water charges and security expenses, for one month; and (iii) cost of coal or lignite and limestone towards stock, if applicable, for 10 days for pit-head generating stations and 20 days for non-pit-head generating stations for generation corresponding to the normative annual plant availability factor or the maximum coal/lignite stock storage capacity whichever is lower. Target availability for high demand season or low demand season and peak or off- peak hours shall be effective from 1 April 2020.

The 2019-24 Tariff Regulations also provide that in addition to the capacity charge, an incentive shall be payable to a generating station or unit thereof at the rate of Rs. 0.65 per kWh for ex-bus scheduled energy during peak hours and at the rate of Rs. 0.50 per kWh for ex-bus scheduled energy during off-peak hours which shall also be applicable from 1 April 2020. The generating company or the transmission licensee shall workout gains based on the actual performance of applicable controllable parameters such as (i) station heat rate; (ii) secondary fuel oil consumption; and (iii) auxiliary energy consumption.

In case the payment of any bill for charges payable under the 2019-24 Tariff Regulations is delayed by a beneficiary or long term customers as the case may be, beyond a period of 45 days from the date of presentation of bills, a late payment surcharge at the rate of 1.50 per cent. per month shall be levied by the generating company or the transmission licensee, as the case may be.

Pursuant to the 2019-24 Tariff Regulations, the generating company shall recover the statutory charges imposed by the State and Central Government such as electricity duty, water cess by considering normative parameters specified in the 2019-24 Tariff Regulations.

The 2019-24 Tariff Regulations provide that the generating company or the transmission licensee, as the case may be, may apply for the determination of a tariff in respect of a new generating station or units thereof or a transmission system including an element thereof completed or projected to be completed within 60 days of the anticipated date of commercial operation. However, until such time as the tariff for the generating stations is determined by the CERC in accordance with the CERC Tariff Regulations, the generating company or the transmission licensee, as the case may be, shall continue to provisionally bill the beneficiaries or long-term customers with the tariff approved by the CERC and applicable as of 31 March 2019 for the period starting from 1 April 2019. On approval of the tariff by the CERC in accordance with the 2019-24 Tariff Regulations, adjustment shall be made on a retrospective basis.

***Central Electricity Regulatory Commission (Grant of Connectivity, Long-term Access and Medium-Term Open Access in Inter-State Transmission and Related Matters) Regulations, 2009***

The Central Electricity Regulatory Commission (Grant of Connectivity, Long-term Access and Medium-Term Open Access in Inter-State Transmission and Related Matters) Regulations, 2009 as amended (the **CERC Regulations**) provide various transmission products, standardize procedures, define timelines and ensure a level playing field between market players. They provide the procedures and requirements for obtaining connectivity to inter-State transmission systems, obtaining medium-

term open access and obtaining long-term access. There have been amendments to the CERC Regulations in relation to the appointment of a principal generator on behalf of the renewable energy generating stations. The CERC Regulations were amended on February 17, 2017 changing the definition of long-term access and medium-term open access to extend the right to use inter-State transmission systems (ISTS) for a period exceeding seven years and a period equal to or exceeding three months but not exceeding five years, respectively. There have been several amendments to the CERC Regulations in relation to the appointment of a principal generator on behalf of the renewable energy generating stations and provisions for connectivity and long-term access to renewable energy generators and renewable energy parks.

### ***Central Electricity Regulatory Commission (Sharing of Inter-State Transmission Charges and Losses) Regulations, 2010***

The Central Electricity Regulatory Commission (Sharing of Inter State Transmission Charges and Losses) Regulations, 2010 as amended (the **Inter-State Regulations**) implement a point of connection method of sharing the transmission charges of inter-State transmission systems in India for a five-year period, replacing the earlier system of regional postage stamps. These regulations provide that the yearly transmission charges, revenue requirements on account of foreign exchange rate variations, changes in interest rates, and losses will be shared among the users. All the users will be default signatories to the transmission service agreement, which also requires these users to pay the point-of-connection charge, which covers the revenue of transmission licensees. The points of connection tariffs are based on load flow analysis and capture the utilisation of each network element by the users. The Inter-State Regulations were amended on December 14, 2017 so no transmission charges and losses for the use of ISTS networks are payable for generation projects based on solar resources for 25 years if they fulfil prescribed conditions.

The Central Electricity Regulatory Commission has been entrusted with the functions under Section 79(1)(c) and Section 79(1)(d) of the Electricity Act, 2003 to regulate inter-State transmission of electricity and to determine the tariff of inter-State transmission system (ISTS). The Regulations were last amended on March 27, 2019 whereby no transmission charges and losses for the use of ISTS network shall be payable for the generation based on solar and wind power resources for a period of 25 years from the date of commercial operation of such generation projects if they fulfill certain conditions.

### ***Central Electricity Regulatory Commission (Standards of Performance of Inter-State Transmission Licensees) Regulations, 2012***

The Central Electricity Regulatory Commission (Standards of Performance of Inter-State Transmission Licensees) Regulations, 2012 as amended (the **Standard of Performance Regulations**) apply to all the inter-State transmission licensees to ensure compliance with performance standards and to provide for an efficient, reliable, coordinated and economic system of electricity transmission. The Standard of Performance Regulations also covers the methodology for calculating compensation in the case of loss on account of non-adherence.

### ***National Electricity Policy, 2005***

The National Electricity Policy was notified in February 2005. This policy aims at accelerated development of the power sector, focusing on the supply of electricity to all areas and protecting interests of consumers and other stakeholders, keeping in view availability of energy resources technology available to exploit these resources, economics of generation using different resources and energy security issues.

The Government has issued the draft “National Electricity Policy” in April 2018 which aims at achieving the following:- (i) Access of electricity to all un-electrified households by December 2018

and 24x7 Power to All by March 2019; (ii) To fully meet demand for all consumers with adequate reserve margin; (iii) Supply of reliable and quality power of specified standards in an efficient manner and at reasonable rates; (iv) Enhancement of per capita consumption of electricity to 1500 units by the year 2022; (iv) Achieve financial sustainability and commercial viability of the electricity sector; (v) To promote renewable and environmentally sustainable sources of power keeping in view the environmental benefits and India's commitment as stated in the nationally determining contributions; (vi) Provide an impetus to hydro generation, including pumped storage plants, which would provide balancing capacity for load and renewable generation fluctuations (vii) To enhance efficiency and optimal utilization of assets in generation, transmission and distribution, promote energy conservation, and reduce carbon emissions, (viii) Promoting consumers interest.

### ***National Tariff Policy, 2016***

In 2016, the Government, under the Electricity Act, notified the revised National Tariff Policy (the **Tariff Policy**) that replaces the existing tariff policy of 2006. The goals of the Tariff Policy are to ensure availability of electricity to consumers at reasonable and competitive rates, ensure the financial viability of the power sector, attract investment to the power sector, promote regulatory transparency, consistency and predictability across jurisdictions, minimize perceptions of regulatory risks, promote competition, ensure operational efficiency, improve the quality of the power supply, promote generation of electricity from renewable sources, promote hydroelectric power generation including pumped storage projects (**PSP**) to provide adequate peaking reserves, reliable grid operation and integration of variable renewable energy sources, evolve a dynamic and robust electricity infrastructure for better consumer services, facilitate supply of adequate and uninterrupted power to all categories of consumers and ensure the creation of adequate capacity including reserves in generation, transmission and distribution in advance, for the reliability of supply of electricity to consumers.

The Tariff Policy mandates that the relevant ERCs must reserve a minimum percentage for the purchase of solar energy equivalent to 8 per cent. of total consumption of energy by March 2022. In order to further encourage renewable sources of energy, the Tariff Policy mandates that no inter-State transmission charges and losses shall be levied until such period as may be notified on transmission of the electricity generated from solar power plants through the inter-State transmission system for sale. For transmission, the Tariff Policy aims to ensure optimal development of the transmission network with adequate margin for reliability, by efficient utilisation of generation and transmission assets and attracting investment providing adequate returns. The benefits of improved efficiency and new technology are passed on to consumers through reduced tariffs. It emphasizes the need for the appropriate regulator to ensure the recovery of all prudent costs when approving the financial restructuring of a transmission company.

The Tariff Policy requires that all future power requirements be procured competitively by distribution licensees except for expansion of pre-existing projects or State Government owned or controlled companies. Regulators must resort to tariffs set by reference to standards of the CERC, provided that the generating capacity expansion by private developers for this purpose is restricted to a one-time addition of not more than 100 per cent. of the existing capacity. Under the Tariff Policy, tariffs for all new generation and transmission projects are decided on a competitive bidding basis.

### ***National Electricity Plan 2017-2022***

The Electricity Act, 2003 provides an enabling legislation conducive to development of the Power Sector in transparent and competitive environment, keeping in view the interest of the consumers. As per Section 3(4) of the Electricity Act 2003, CEA is required to prepare a National Electricity Plan in accordance with the National Electricity Policy and notify such Plan once in five years. The draft plan has to be published and suggestions and objections invited thereon from licensees, generating companies and the public within the prescribed time. The Plan has to be notified after obtaining the approval of the Central Government.

The National Electricity Policy stipulates that the Plan prepared by CEA and approved by the Central Government can be used by prospective generating companies, transmission utilities and transmission/distribution licensees as reference document.

The Aims and Objectives of the National Electricity Policy are as follows:

- Access to Electricity - Available for all households in next five years
- Availability of Power - Demand to be fully met by 2012. Energy and peaking shortages to be overcome and adequate spinning reserve to be available.
- Supply of Reliable and Quality Power of specified standards in an efficient manner and at reasonable rates.
- Per capita availability of electricity to be increased to over 1000 units by 2012.
- Minimum lifeline consumption of 1 unit/household/day as a merit good by year 2012.
- Financial Turnaround and Commercial Viability of Electricity Sector.
- Protection of consumers' interests.

As per the Policy, the National Electricity Plan would be for a short-term framework of five years while giving a 15 year perspective and would include:

- Short-term and long term demand forecast for different regions;
- Suggested areas/locations for capacity additions in generation and transmission keeping in view the economics of generation and transmission, losses in the system, load centre requirements, grid stability, security of supply, quality of power including voltage profile, etc; and environmental considerations including rehabilitation and resettlement;
- Integration of such possible locations with transmission system and development of national grid including type of transmission systems and requirement of redundancies; and
- Different technologies available for efficient generation, transmission and distribution. • Fuel choices based on economy, energy security and environmental considerations.

The Policy also stipulates that while evolving the National Electricity Plan, CEA will consult all the stakeholders including state governments and the state governments would, at state level, undertake this exercise in coordination with stakeholders including distribution licensees and STUs. While conducting studies periodically to assess short-term and long-term demand, projections made by distribution utilities would be given due weightage. CEA will also interact with institutions and agencies having economic expertise, particularly in the field of demand forecasting.

Projected growth rates for different sectors of the economy will also be taken into account in the exercise of demand forecasting. The Policy stipulates that in addition to enhancing the overall availability of installed capacity to 85%, a spinning reserve of at least 5% at national level would need to be created to ensure grid security, quality and reliability of power supply. The Policy states that efficient technologies, like super-critical technology, Integrated Gasification Combined Cycle etc. and large size units would be gradually introduced for generation of electricity as their cost effectiveness gets established.

A committee was constituted in 2016 to create a 13<sup>th</sup> five year plan for India (the **13<sup>th</sup> Five Year Plan**) and the major highlights of the 13<sup>th</sup> Five Year Plan are as follows:

- (a) 115 per cent. of the 12th Five Year Plan target for capacity addition from conventional sources has been met;
- (b) revised renewable energy capacity target to 175 gigawatt (GW) by the year 2021-2022;
- (c) incremental energy savings due to implementation of various energy saving measures, during the year 2016/17, 2021/22 and 2026/27 estimated to be 26 billion units (BU), 137 BU and 204 BU respectively over the year 2015-16;
- (d) the projected peak demand is 235 GW and the energy requirement is 1,611 BU (after considering demand side management measures) at the end of year 2021/22 which is around 17 per cent. and 15.4 per cent. lower than the corresponding projections made by the 18th Electric Power Survey (EPS) issued by the MoP;
- (e) the projected peak demand is 317 GW and energy requirement is 2132 BU at the end of year 2026/27 which is around 20.7 per cent. and 21.3 per cent. lower than the corresponding projections made by the EPS;
- (f) no coal based capacity addition is required during the years 2017/22. Total capacity of 50,025 megawatt (MW) coal based power project is currently under different stages of construction and is likely to yield benefits during the period 2017/22. Total capacity addition during 2017/22 is likely to be 1,87,821 MW;
- (g) demand projection for the period 2022/27 reveals a coal based capacity addition of 44,085 MW is required. Coal based capacity of 50,025 MW is already under construction which is likely to yield benefits during 2017/22, consequently this coal based capacity will fulfil the capacity requirement for the years 2022/27;
- (h) expected that the share of non-fossil based installed capacity will increase to 46.8 per cent. by the end of 2021/22 and will further increase to 56.5 per cent. by the end of 2026/27 considering a capacity addition of 50,025 MW coal based capacity is already under construction and likely to yield benefits during 2017/22 and there will be no coal based capacity addition during 2022/27;
- (i) adequate manufacturing facilities exist in India for the main plant equipment. The lack of orders is a concern of all equipment manufacturers;
- (j) total fund requirement for generation capacity addition estimated to be Rs.10, 33,375 crores during the period 2017/2022 which includes the funds required for the renewable energy sources capacity addition, as well as the expenditure made during this period for projects during the years 2022/27;
- (k) total fund requirement for 2022/2027 is estimated to be Rs.6, 05,965 crores excluding advance action for projects coming up during the period 2027/2032; and
- (l) estimated that 6.073 million tonnes of carbon dioxide emissions have been avoided during 2015/16 due to the commissioning of super-critical technology based coal power plants.

The CEA has revised the National Electricity Plan (NEP) after receiving feedback from more than 30 state-owned and private institutions, mostly questioning the redundancy of coal. To retire coal-based power completely, according to the CEA, India would need 6,440 Mw thermal power during 2017-22. In the earlier version of the NEP, which was released in 2017, the CEA had stated that the country did not need coal-based capacity addition until 2022. Government Initiatives and Policies.

***Power for All – “24 x 7 POWER FOR ALL” PROGRAMME (A Joint Initiative of Central Government and State Governments)***

The 24 x 7 program is joint initiative of the Government of India which is proposed to include participation of all States and Union Territories to facilitate 24 x 7 power for all by 2019.

**Program Objectives:**

- (i) Reliable 24x7 supply to domestic, industrial and other consumers.
- (ii) Adequate power supply to agricultural consumers.
- (iii) To provide access to electricity to all unconnected households in next five years i.e. by FY 2018-19.

To meet the above objectives, a state specific roadmap for ‘Power for All’ has been finalized in consultation with the states in the form of the Power for All (PFA) documents. The PFA document covers:

- (i) **Generation:** To ensure adequate capacity addition planning and tie ups for power from various sources at affordable prices to meet the projected increase in power demand for the future.
- (ii) **Transmission:** Strengthen the transmission (inter-state or intra-state) network to cater to the expected growth in demand of existing as well as new consumers.
- (iii) **Distribution:** Providing access to all households along with the creation of a new distribution network or strengthening of existing infrastructure.
- (iv) **Financial Viability:** Financial measures including optimizing investments and undertaking necessary balance sheet restructuring measures to ensure liquidity in the utility finances. To ensure reduction of aggregate technical and commercial losses as per the agreed loss reduction trajectory.
- (v) **Renewable Energy:** Plan for enhancement of renewable energy sources along with an associated evacuation system (including the green energy corridor which aims at synchronising electricity produced from renewable sources, such as solar and wind, with conventional power stations in the grid).
- (vi) **Energy Efficiency:** Adoption of various energy efficiency measures like replacement with energy efficient agriculture pumps, encouraging use of light-emitting diode bulbs, solar street lights etc.

**Expectation from the State:**

States are required to take the following actions:-

- (i) Bring to the notice of the central government such issues that require assistance from any central ministry or need coordination between various ministries.

- (ii) Adopt best practices and emulate other States which have come up with innovative approach in providing electricity to every households.
- (iii) Explore possibilities of using renewable energy sources in providing electricity to remote areas where the extension of grid connection is not viable.
- (iv) Approach the central government for assistance in arranging gap funding requirement, if any.
- (v) Constitute a monitoring team to review progress of the projects regularly.
- (vi) Appoint a dedicated nodal officer for regular coordination with the Central Project Monitoring Unit at the MoP so that central and state government always remain coordinated in fulfilling the mission of 24X7 PFA.

### **Monitoring Mechanism**

States are supposed to implement the following:-

- (i) Paperless monitoring of the “24x7 Power For All” mission.
- (ii) A Central Programme Monitoring Unit under the chairmanship of the Joint Secretary (Distribution) with the Executive Director (T&D). The Company as convener has been constituted with officials from REC, PFC, NHPC and CEA.
- (iii) Each State to appoint a nodal officer for monitoring of the PFA programme.
- (iv) Monitoring of the PFA Programme is being performed entirely through a dedicated web portal.

Our Company is the nodal agency appointed by the Government of India for the implementation of Pradhanmantri Sahaj Bijli Har Ghar Yojana (**Saubhagya**) and Deendayal Upadhyaya Gram Jyoti Yojana (**DDUGJY**), the schemes which aim at providing 24x7 sustainable and affordable power to all households in the country. We have also been entrusted with the responsibility of being the coordinating agency for rolling out Ujwal Discom Assurance Yojana (**UDAY**) which seeks to operationally reform and financially turn around the power distribution companies of the country.

### ***Rural Electrification Initiatives - Deendayal Upadhyaya Gram Jyoti Yojana***

In April 2005, the Government launched the Rajiv Gandhi Grameen Vidyutikaran Yojana (**RGGVY**), a comprehensive programme merging within it all the on-going rural electrification schemes with the aim to further strengthen the pace of rural electrification and with the initial objective of electrifying over one lakh unelectrified villages and to provide free electricity connections to 1.73 crore rural below poverty line (**BPL**) households under the ambit of the Bharat Nirman Electrification Plan.

Under the RGGVY, electricity distribution infrastructure is envisaged to establish Rural Electricity Distribution Backbone (**REDB**) with at least a 33/11KV sub-station in a block, Village Electrification Infrastructure (**VEI**) with at least a distribution transformer in a village or hamlet, and standalone grids with generation where grid supply is not feasible. Subsidy towards capital expenditure of 90 per cent. is being provided, through our Company, which is a nodal agency for implementation of the scheme.

The RGGVY scheme has been subsumed in new ‘Deendayal Upadhyaya Gram Jyoti Yojana’ (**DDUGJY**) scheme which was approved by the Government on December 3, 2014. Electrification of unelectrified BPL households is financed with 100 per cent. capital subsidy at 3000 per connection in

all rural habitations. The services of Central Public Sector Undertakings (**CPSUs**) are available to the States for assisting them in the implementation of rural electrification projects.

The components of DDUGJY are:

- (a) separating agriculture and non-agriculture feeders for providing adequate supply to agricultural and non-agricultural consumers in rural areas;
- (b) strengthening and augmentation of sub transmission and distribution infrastructure in rural areas;
- (c) including metering of feeders, distribution transformers and consumers; and
- (d) rural electrification works covered under the RGGVY subsumed in DDUGJY.

Under DDUGJY, the MoP has sanctioned 921 projects to electrify 121,225 un-electrified villages, intensive electrification of 592,979 partially electrified villages and provide free electricity connections to 397.45 lakh BPL rural households. As on June 30, 2015, works in 110,146 un-electrified villages and the intensive electrification of 320,185 partially electrified villages has been completed and 220.63 lakh free electricity connections have been released to BPL households. The Government provides a 100 per cent. grant towards expenditure incurred on activities for bridging the missing links of National Optical Fibre Network (NOFN), the Creation of Rural Electrification Data Hub at Rural Electrification Corporation & Project Management Agency (**PMA**) as per provision in the scheme.

Our Company is the nodal agency for operationalisation of DDUGJY and our Company is paid 0.5 per cent. of the total project cost as agency fee.

#### ***Rural Electrification Initiatives – Saubhagya***

On September 25, 2017, the Government launched Rs. 163.5 household electrification scheme named Pradhan Mantri Sahaj Bijli Har Ghar Yojna (translated as the Prime Minister's Programme to provide easy electricity access to all households), or 'Saubhagya'.

The objective of the 'Saubhagya' is to provide energy access to all by last mile connectivity and electricity connections to all remaining un-electrified households in rural as well as urban areas. Projects under the scheme would be sanctioned based on the Detailed Project Reports to be submitted by the States, prepared by the State DISCOMs / Power Department and sanctioned by an inter-ministerial Monitoring Committee headed by the Secretary (Power), Government of India.

Further, considering an average load of 1 KW per household and average uses of load for 8 hours in a day, estimated rise in demand for power after inclusion of all households will be about 28,000 MW. With the enhancement of income and habit of using electricity, the demand of electricity is bound to increase. Access to electricity is also expected to boost power-based ancillary economic and business activities, which will further increase the demand for power.

The MoP, in April 2018 partnered with the Ministry of Skill Development & Entrepreneurship to train the manpower in six states for speedy implementation of its Saubhagya scheme. Saubhagya (Pradhan Mantri Sahaj Bijli Har Ghar Yojna) aims to achieve universal household electrification in all parts of the country in a time bound manner. Around 4 crore households are expected to get electricity connections under the scheme.

Our Company has been entrusted the responsibility of operationalisation of the Saubhagya scheme throughout India and will act as the nodal agency



### *National Solar Mission*

The Ministry of New and Renewable Energy (**MNRE**) has approved a new policy on the development of solar energy in India by the Jawaharlal Nehru National Solar Mission (**Mission**).

The Mission has set the ambitious target of deploying 20,000 MW of grid connected solar power by 2022 and is aimed at reducing the cost of solar power generation in the country through: (i) long term policy; (ii) large scale deployment goals; (iii) aggressive research and development; and (iv) domestic production of critical raw materials, components and products, as a result to achieve grid tariff parity by 2022.

The Mission will create an enabling policy framework to achieve this objective and make India a global leader in solar energy. The Government has revised the target of grid connected solar power projects from 20,000 MW by the year 2021-22 to 100,000 MW by the year 2021-22 under the Mission.

### *National Electricity Fund*

The Government has approved the National Electricity Fund (Interest Subsidy) Scheme (the **NEF Scheme**) to promote capital investment in the power distribution sector by providing interest subsidies, linked with reform measures, on the loans taken by public and private power utilities for various capital works under distribution projects. This scheme shall be applicable to the entire country and all the capital works except the works covered under and restructured accelerated power development and reforms programme projects (to ensure non-duplication and non-overlapping of grant or subsidy towards investment).

The NEF Scheme has the provision to provide interest subsidies and other charges aggregating to Rs. 8,466 crore for a period of 14 years on loans availed by distribution utilities in both the public and private sectors.

The requirement of funds for the power sector for the XI Plan was estimated at Rs. 10,59,515 crore which includes Rs. 5,91,734 crore for the generation sector, Rs. 15875 Crores for renovation and modernization of existing generation plants and Rs. 4,49,577 crore for the transmission and distribution sector. The actual expenditure in the distribution sector was much below the estimates due to various reasons during the XI Plan, resulting in the huge funding gap. The creation of the National Electricity Fund thereby became more relevant since the NEF Scheme seeks to encourage utility to match the investments with the planned generation during XII Plan. As per the Working Group on Power of Twelfth plan, the requirement of funds for the power sector was estimated as Rs. 10,31,600 crore.

### **UDAY**

State DISCOMs in the country have huge accumulated losses and outstanding debt. Financially stressed DISCOMs are not able to supply adequate power at affordable rates, which hampers quality of life and overall economic growth and development. Efforts towards 100 per cent. village electrification, 24X7 power supply and clean energy cannot be achieved without performing DISCOMs.

Power outages also adversely affect national priorities like "Make in India" and "Digital India". In addition, default on bank loans by financially stressed DISCOMS has the potential to seriously impact the banking sector and the economy at large. To improve the situation, a scheme called Ujwal DISCOM Assurance Yojana (**UDAY**) for financial turnaround of power distribution companies was formulated and launched by the Government on November 20, 2015 in consultation with various stakeholders for the financial and operational turnaround of DISCOMs and to ensure a sustainable permanent solution to the problem.

UDAY envisages reform measures in all sectors- generation, transmission, distribution, coal and energy efficiency.

**The Highlights of UDAY are as follows:**

- (a) Formulated and launched for a sustainable financial and operational turnaround of DISCOMs.
- (b) To provide for permanent solutions to legacy debts and address potential future losses.
- (c) Empowering DISCOMs with the opportunity to break even in the next 2-3 years through four initiatives.
- (d) Increasing operational efficiency improvements inter alia compulsory smart metering, upgrading of transformers, meters etc., energy efficiency measures like efficient light-emitting diode bulbs, agricultural pumps, fans and air-conditioners etc. to reduce the average aggregate technical and commercial loss from around 22 per cent. to 15 per cent.
- (e) Reducing the cost of power through measures such as increased supply of cheaper domestic coal, coal linkage rationalization, liberal coal swaps from inefficient to efficient plants, coal price rationalization based on gross calorific value, supply of washed and crushed coal, and faster completion of transmission lines.
- (f) DISCOM debt not taken over by the State shall be converted by the banks and financial institutions into loans or bonds with interest rates not more than the bank's base rate plus 0.1%. Alternately, this debt may be fully or partly issued by the DISCOM as State guaranteed DISCOM bonds at the prevailing market rates which shall be equal to or less than bank base rate plus 0.1 per cent.
- (g) Further provisions for spreading the financial burden on states over three years to give flexibility in managing interest payments within their fiscal place in initial years.
- (h) States which are not stressed or where power is managed through state run power department and not through DISCOMs were allowed to join UDAY on operational parameters and need not take over DISCOM debt.

**UDAY & REC**

The Company provides debt for a fairly long tenure and a strategic program like UDAY which essentially addresses the core issues of the sector. In addition, UDAY has also provided the Company with opportunities to participate in the DISCOMs rebuilding process. There are areas including loss reduction, smart metering financing, smart grids, green energy infrastructure where the Company or its subsidiaries are playing a large role.

***Recent Development***

***Indian Union Budget – 2020- 2021***

As part of the Indian Finance Bill, 2020, it is proposed to extend the benefit of concessional tax regime of 15% currently applicable to new manufacturing companies to new companies engaged in generation of electricity as well.

**ENVIRONMENTAL LAWS**

The three major statutes in India which seek to regulate and protect the environment against pollution related activities in India are the Water (Prevention and Control of Pollution) Act 1974 as amended,

the Air (Prevention and Control of Pollution) Act, 1981 as amended and the Environment Protection Act, 1986 as amended (the **EPA**). The Pollution Control Boards (**PCBs**), which are vested with diverse powers to deal with water and air pollution, have been set up in each State to control and prevent pollution. The PCBs are responsible for setting the standards for maintenance of clean air and water, directing the installation of pollution control devices in industries and undertaking investigations to ensure that industries are functioning in compliance with the standards prescribed. All industries and factories are required to obtain consent orders from the PCBs, and these orders are required to be renewed annually.

The Ministry of Environment and Forests, through its notification dated September 14, 2006, issued the environmental impact assessment notification (the **EIA Notification**) (which supersedes the notification dated January 27, 1994 – except in respect of acts done/omitted to be done before such supersession) pursuant to the provisions of the EPA. Projects and activities have been classified into two categories, category A and category B, based on the spatial extent of potential impacts and potential impacts on human health and natural and man-made resources.

An amendment has been proposed to the EPA by way of the Environmental Laws (Amendment) Bill, 2015. Currently, the maximum fine that can be imposed on a polluting industry or other entities is Rs.1 lakh and a jail sentence of up to five years. Even this requires the Government agencies to first file a complaint with a magistrate at the district level and secure a favourable order against the polluter. It is proposed that the level of fines for a polluting industry to be increased from Rs.1 lakh to Rs.1 crores and the fine is to be imposed without going through a judicial process prescribed in the current law. A designated officer is the final authority to decide. There is also a plan to make pollution a civil offence for which the Government can demand costs from polluters without going to court.

#### ***Water (Prevention and Control of Pollution) Act, 1974***

The Water (Prevention and Control of Pollution) Act, 1974 as amended (the **Water Act**) aims to prevent and control water pollution and to maintain or restore wholesomeness of water. The Water Act provides for a Central Pollution Control Board and for various State Pollution Control Boards to be constituted to implement its provisions. The Water Act debars any person from establishing any industry, operation or process or any treatment and disposal system likely to discharge sewage or trade effluents into a water body, without prior consent of the State Pollution Control Board (the **SPCB**). In addition, the Water (Prevention and Control of Pollution) Cess Act, 1977 requires a person carrying on any industry to pay a cess in this regard.

#### ***Air (Prevention and Control of Pollution) Act, 1981***

The Air (Prevention and Control of Pollution) Act, 1981 as amended (the **Air Act**) under which any individual, industry or institution responsible for emitting smoke or gases by way of use of fuel or chemical reactions must obtain consent from the SPCB prior to commencing any mining activity. The consent may contain conditions relating to specifications of pollution control equipment to be installed.

#### ***Hazardous Wastes (Management and Handling) Rules, 1989***

The Hazardous Wastes (Management and Handling) Rules, 1989 as amended fixes the responsibility of the occupier and the operator of the facility that treats hazardous wastes to properly collect, treat, store or dispose the hazardous wastes without adverse effects on the environment. Moreover, they must take steps to ensure that persons working on the site are given adequate training and equipment for performing their work. When an accident occurs in a hazardous site or during transportation of hazardous wastes, then the SPCB has to be immediately alerted and the occupier will have to pay for remedial and restoration expenses.

## **LABOUR LAWS**

### ***The Payment of Gratuity Act, 1972***

The Payment of Gratuity Act, 1972 as amended (the **Gratuity Act**) establishes a scheme for the payment of gratuity to employees engaged in every factory, mine, oil field, plantation, port and railway company, every shop or establishment in which ten or more persons are employed or were employed on any day of the preceding 12 months and in such other establishments in which ten or more persons are employed or were employed on any day of the preceding 12 months, as the Central Government may, by notification, specify. Penalties are prescribed for non-compliance with statutory provisions.

Under the Gratuity Act, an employee who has been in continuous service for a period of five years will be eligible for gratuity upon his retirement, resignation, superannuation, death or disablement due to accident or disease. However, the entitlement to gratuity in the event of death or disablement will not be contingent upon an employee having completed five years of continuous service. The maximum amount of gratuity payable may not exceed Rs.20 lakhs continuous service.

The Payment of Gratuity (Amendment) Act, 2018 has aimed to ensure harmony amongst employees in the private sector and in PSU's/ autonomous organizations under the Government who are not covered under CCS (Pension) Rules, 1972. These employees will be entitled to receive higher amount of gratuity at par with their counterparts in the Government sector. An employee is entitled to receive gratuity if he has rendered continuous service for at least five years with an organization and usually given at the time of retirement under certain terms and conditions. This gratuity is payable to the employee on his superannuation, or on his retirement or resignation or in case of death or disablement caused due to accident or disease.

### ***Employees Provident Fund and Miscellaneous Provisions Act, 1952***

The Employees Provident Fund and Miscellaneous Provisions Act, 1952 as amended (the **EPF Act**) provides for the institution of compulsory provident fund, pension fund and deposit linked insurance funds for the benefit of employees in factories and other establishments. Liability is placed both on the employer and the employee to make certain contributions to the funds mentioned above.

### ***Shops and Establishments Legislation in Various States***

The provisions of various Shops and Establishments legislation, as applicable, regulate the conditions of work and employment in shops and commercial establishments and generally prescribe obligations in respect of *inter alia* registration, opening and closing hours, daily and weekly working hours, holidays, leave, health and safety measures and wages for overtime work.

### ***The Industrial Disputes Act, 1947***

The Industrial Disputes Act, 1947, provides the procedure for investigation and settlement of industrial disputes. When a dispute exists or is apprehended, the appropriate Government may refer the dispute to a labour court, tribunal or arbitrator, to prevent the occurrence or continuance of the dispute, or a strike or lock-out while a proceeding is pending. The labour courts and tribunals may grant appropriate relief, including ordering modification of contracts of employment or reinstatement of workmen.

The Industrial Disputes (Amendment) Act, 2010 passed by the Rajya Sabha on August 3, 2010, *inter alia*, provides direct access for workmen to labour courts or tribunals in the case of individual disputes, expands the scope of qualifications of presiding officers of labour courts or tribunals, constitute grievance settlement machineries in any establishment having 20 or more workmen.

The Industrial Relations Code, 2019 (**Industrial Relations Code**) has been introduced in Lok Sabha on 28 November 2019 and it subsumes three existing laws: the Industrial Disputes Act, 1947, the

Trade Unions Act, 1926, and the Industrial Employment (Standing Orders) Act, 1946 (collectively the "Industrial Acts"), After the enactment of the Industrial Relations Code, the Industrial Acts will get repealed.

### ***Amendments to Labour Laws***

The Code on Wages Bill, 2019, (**Code on Wages**) passed by both houses of the Parliament received presidential assent on August 8, 2019 and subsumes on the Minimum Wages Act, 1948, the Payment of Wages Act, the Payment of Bonus Act, 1965 and the Equal Remuneration Act, 1976 into one statute. However, the Code is yet to be notified.

The primary aim of the Code on Wages is to remove multiplicity of definitions and authorities leading to ease of compliance, without compromising the wage security and social security of workers. A concept of statutory national minimum wage for different geographical areas has been introduced. It will ensure that no state government fixes the minimum wage below the national minimum wages for that particular area as notified by the Central Government. Before the implementation of the Code, minimum wage was implemented by factoring in occupation, skill levels and geographical area. Under the Code, the minimum wage will be fixed by primarily taking into account skills and/or geography. It drops "type of employment" as one of the criteria. Under the Code, a government may take into account the arduousness or hazardousness of a particular occupation to fix the wage.

## **LAWS RELATING TO INTELLECTUAL PROPERTY**

In India, trademarks enjoy protection under both statutory laws and common law jurisprudence. The Trademarks Act, 1999 as amended (the **Trademarks Act**) and the Copyright Act, 1957 as amended among others govern the law in relation to intellectual property, including brand names, trade names and service marks and research works. The Trademarks Act governs the statutory protection of trademarks in India.

The Trademarks Act governs the registration, acquisition, transfer and infringement of trademarks and remedies available to a registered proprietor or user of a trademark. The registration of a trademark is valid for a period of ten years, and can be renewed in accordance with the specified procedure.

## **TAX LAWS**

### ***Income Tax Act, 1961***

Income Tax Act is applicable to every domestic and foreign company whose income is taxable depending upon its 'residential status' and 'type of income' involved.

### ***Goods and Services Tax***

Goods and Services Tax (**GST**) has been effective in India since July 1, 2017. GST is a unified and comprehensive indirect tax which aims to expand the tax base, rationalize the input tax credit and harmonize the current multiple taxation laws in India which are levied by the State Governments such as the service tax, Central excise duty, sales tax and State value added tax. India has adopted a dual model GST. Therefore, under the GST regime, a tax called the Central Goods and Services Tax (**CGST**) along with the State Goods and Services Tax (**SGST**) or the Union Territory Goods and Services Tax (**UTGST**) will be simultaneously levied on all intra-State supplies of goods and/or services at the rates specified in this regard. Further, an Integrated Goods and Services Tax (**IGST**) is levied on all supplies of goods and/or services made in the course of inter-State trade or commerce.

As per the notification No. 12/2017 (Central Rates) notification No. 12/2017 (Central Rates) dated June 28, 2017 as per the entry no.25 – ‘Transmission or distribution of electricity by an electricity transmission or distribution utility’ are taxable under GST @ ‘NIL’.

Ancillary services rendered by be DISCOMs are taxable as per the **Circular No. 34/8/2018-GST dated March 1 2018**. The following services are taxable under GST @ 18%:- (i.) Application fee for releasing connection of electricity; (ii.) Rental Charges against metering equipment; (iii). Testing fee for meters/ transformers, capacitors etc., (iv.) Labour charges from customers for shifting of meters or shifting of service lines; (v). Charges for duplicate bill.

## **REGULATION OF FOREIGN INVESTMENT**

Foreign investment in India is governed primarily by the provisions of the FEMA which relates to regulation primarily by the RBI and the rules, regulations and notifications thereunder.

### **Foreign Exchange Management (Debt Instruments) Regulations, 2019 (Debt Instrument Regulations)**

The Debt Instrument Regulations were issued by RBI in supersession of the Foreign Exchange Management (Transfer of Issue of Security by a Person Resident outside India) Regulations, 2017. The Debt Instruments Regulations lays down, for an investment made by a person resident outside India, the attendant conditionality's, the investment limits and the entry routes. Further, a person resident outside India may trade in all exchange trade derivative contracts approved by SEBI subject to the limits prescribed by SEBI and the conditions specified under the Debt Instruments Regulations.

RBI made changes in directions issued on investment by Foreign Portfolio Investors in Debt by a notification dated January 23, 2020. The Short-term investment limit by an FPI in Govt. securities/ State development loans and corporate bonds increased from 20% to 30% and FPI investments in Security Receipts are currently exempted from the short-term investment limit

### **Foreign Exchange Management (Mode of Payment and Reporting of Non-Debt Instruments) Regulations, 2019**

The Foreign Exchange Management (Mode of Payment and Reporting of Non-Debt Instruments) Regulations, 2019, were issued by RBI to regulate the mode of payment and reporting requirements for investment in India by a person resident outside India.

In accordance with the Consolidated FDI policy effective from August 28, 2017, foreign direct investment in NBFCs regulated by the RBI comes under the automatic route for FDI investment up to 100 per cent.

## **EXTERNAL COMMERCIAL BORROWINGS**

The laws relating to ECBs are embodied in FEMA, the Foreign Exchange Management (Borrowing and Lending) Regulations, 2018, the RBI Master Directions on External Commercial Borrowings, Trade Credits and Structured Obligations dated March 26, 2019 and the Master Direction on Reporting under FEMA dated January 1, 2016, each as amended (the **ECB Guidelines**).

ECBs can be accessed under two routes, namely (i) the automatic route and (ii) the approval route. The automatic route does not require a borrower to obtain any RBI approvals, whereas the approval route refers to circumstances where prior RBI approval is mandatory before raising an ECB. The ECB Guidelines are subject to amendment from time to time. Investors are urged to consult their own advisors in connection with the applicability of any Indian laws or regulations.

The maximum amount which can be raised every financial year under the automatic route is: U.S.\$750 million or its equivalent. The ECB Guidelines classify ECBs under two categories:(i) foreign currency denominated ECBs (which would include Notes other than the Rupee Denominated Notes) (**FCNY ECBs**); and (ii) Rupee denominated ECBs (which would include Rupee Denominated Notes) (**Rupee ECBs**).

### ***Automatic Route***

All entities eligible to receive foreign direct investment in India, port trusts, special economic zones units, Small Industries Development Bank of India, Export Import Bank of India can raise FCNY ECB and in addition registered micro-finance entities can raise Rupee ECBs.

The all-in cost (which includes rate of interest, other fees, charges and expenses, guarantees fees or export credit agency fees payable in foreign currency or Rupees but does not include commitment fees or payments for withholding tax in Rupees) ceilings for (i) FCNY ECBs is 450 basis points per annum over 6 month London interbank offered rate (or applicable benchmark for the respective currency) and (ii) for Rupee ECBs will be is 450 basis points per annum over the prevailing yield of the Government securities of corresponding maturity.

Foreign investors (including Noteholders) are eligible to lend ECBs under the ECB Guidelines. The lender should be resident of Financial Action Task Force or International Organisation of Securities Commission compliant country. In addition, multilateral and regional financial institutions where India is a member country and individuals if they are foreign equity holders or for subscription to bonds or debentures listed abroad are eligible to lend ECBs. Foreign branches or subsidiaries of Indian banks are also permitted as recognised lenders only for FCNY ECB.

Foreign branches or subsidiaries of Indian banks, subject to applicable prudential norms, can participate as arrangers, underwriters, market-makers or traders for Rupee Denominated Notes issued overseas. However, underwriting by foreign branches or subsidiaries of Indian banks for issuances by Indian banks will not be allowed. The ECB Guidelines apply in respect of in respect of transfers of any ECB, including transfers of any of the Notes. For further information, please see section "*Subscription and Sale - India*".

ECB proceeds cannot be utilised for (i) real estate activities; (ii) investment in the capital markets; (iii) equity investment; (iv) working capital, general corporate purposes or repayment of Rupee loans, unless the ECB minimum average maturity period (**MAMP**) is 5 years; (v) repayment of Rupee loans for capital expenditure purposes, unless (where the eligible lender is not a foreign equity holder), the ECB MAMP is 7 years; or (vi) working capital or general corporate purposes or repayment of Rupee loans utilised in India for purposes other than capital expenditure, unless (where the eligible lender is not a foreign equity holder), the ECB MAMP is 10 years.

ECB proceeds cannot be utilised for on-lending for any of the above activities, except that non-banking financial companies can raise ECB to on-lend for the purposes set out in (iv), (v) and (vi) above. ECBs by manufacturing companies up to 1 year can be raised up to U.S.\$50 million. No call and put option, if any, can be exercised prior to the expiry of the MAMP.

### ***Approval Route***

All ECBs falling outside the automatic route limits are considered by the RBI under the approval route.

### ***Creation of Security***

Under the present ECB Guidelines, the choice of security to be provided is left to the borrower. ECBs may be secured, after approval by an AD Bank, by creation of a charge on immovable assets, movable assets, financial securities and the issue of corporate or personal guarantees in favour of an overseas lender or a security trustee, to secure the ECB, subject to certain conditions.

### ***Creation of Charge on Movable Assets***

In the event of enforcement of the charge over movable assets, the claim of the lender, whether the lender takes possession over the movable asset or otherwise, will be restricted to the outstanding claim against the ECB. Encumbered movable assets may also be taken out of the country subject to getting 'no objection certificate' from domestic lenders, if any.

### ***Filing and regulatory requirements in relation to issuance of the Notes***

An ECB borrower is required to obtain a loan registration number (LRN) from the RBI before an issuance of Notes is effected. To obtain this, ECB borrowers are required to submit a completed form ECB certified by a company secretary or a chartered accountant to the AD Bank of the ECB borrower. The AD Bank is then required to forward a copy of the completed form ECB to the RBI. Any ECB borrower is required to submit a form ECB-2 filing on a monthly basis via its AD Bank to the RBI.

### ***Procedure in relation to any change to the Terms and Conditions of the Notes***

Any change in the terms and conditions of the Notes after obtaining the LRN are required to be reported to Department of Statistics and Information Management through a revised form ECB at the earliest, and in any case not later than 7 days from the changes effected. Further, the borrowers are required to report actual ECBs transactions through form ECB 2 filing through AD Bank on a monthly basis so as to reach RBI within seven working days from the close of month to which it relates and the changes, if any, in ECB parameters should also be incorporated therein.

Further, any change in the terms and conditions of the Notes after obtaining the LRN may require prior approval of the RBI or AD Bank, as the case may be. Certain changes (such as change of AD Bank, cancellation of LRN, refinancing of existing of ECB, conversion of ECB into equity, security for ECB) may be approved by the AD Bank under a delegated authority from the RBI subject to certain conditions being complied with. Any redemption of the Notes prior to their stated maturity, including on occurrence of an event of Default or for taxation reasons (as further described in the Conditions) may require the prior approval of the RBI or the AD Bank, as the case may be.

### ***Hedging***

Indian companies raising FCNY ECB are required to follow guidelines for hedging if any, by relevant sectoral or prudential regulators in respect of foreign currency exposure. Infrastructure space companies (being companies in the infrastructure sector, NBFCs undertaking infrastructure financing, holding companies or core investment companies undertaking infrastructure financing, housing finance companies and port trusts) raising FCNY ECBs are required to (i) have a board approved risk management policy; and (ii) mandatorily hedge 70 per cent. of their FCNY ECB exposure if the MAMP is less than 5 years.

An AD Bank is required to confirm that the hedging requirement has been complied with during the currency of the ECB and report the position to the RBI by way of Form ECB 2 filing. ECB investors are eligible to hedge their exposure for Rupee ECBs through permitted derivative products with AD Banks in India or through branches or subsidiaries of Indian banks abroad or branches of foreign banks with Indian presence on a back to back basis.



### ***Payment of Indemnity***

The various reports and forms prescribed by the RBI and required to be submitted under FEMA are provided under the ECB Guidelines. Further, in accordance with the FEMA and the regulations framed thereunder, a person resident in India will be required to obtain the approval of the RBI for any payment in respect of any indemnities that may be required to be made by such person to, or for the credit of, any person resident outside India, in Rupees or foreign currency, before any such payment is made. Consequently, any indemnity payment by the Issuer to Noteholders will require RBI approval.

### ***Issuance of Overseas Rupee Denominated Notes (Masala Bonds)***

Pursuant to the ECB Guidelines, any company or body corporate (including NBFCs), as well as real estate investment trusts and infrastructure investment trusts, can issue plain vanilla Rupee Denominated Notes up to U.S.\$50 million (equivalent in INR) with a three-year minimum maturity period and above U.S.\$50 million with a five-year minimum maturity period.

The Rupee Denominated Notes issuances, commonly and popularly referred as ‘Masala Bonds’, can be listed or unlisted and can only be subscribed or purchased by a resident of a country that is a member of the FATF or member of a FATF Style Regional Body and whose securities market regulator is a signatory to the International Organization of Securities Commission’s (IOSCO) Multilateral Memorandum of Understanding (Appendix A Signatories) or a signatory to bilateral Memorandum of Understanding with the Securities and Exchange Board of India for information sharing arrangements. Additionally, investors should not be resident of a country identified in the public statement of the FATF as: (i) a jurisdiction having a strategic anti-money laundering or combating the financing of terrorism deficiencies to which counter measures apply; or (ii) a jurisdiction that has not made sufficient progress in addressing the deficiencies or has not committed to an action plan developed with the FATF to address the deficiencies.

Multilateral and Regional Financial Institutions where India is a member country will also be considered as recognized investors. Indian banks, subject to applicable prudential norms, can participate as arrangers/underwriters/market makers/traders in Rupee Denominated Notes issued overseas. However, underwriting by overseas branches/subsidiaries of Indian banks for issuances by Indian banks will not be allowed.

The all-in-cost ceiling for such Rupee Denominated Notes will be 450 basis points over the prevailing yield of the Government securities of corresponding maturity. The proceeds of such issuance can be used for all purposes except for: (i) real estate activities; (ii) investment in capital markets; (iii) equity investment (iv) working capital purposes except from foreign equity holder; (v) general corporate purposes except from foreign equity holder; (vi) repayment of rupee loans, except from a foreign equity holder and (vii) on-lending for any of the abovementioned activities.

The foreign currency to Rupee conversion will be at the market rate on the settlement date. Furthermore, overseas investors are allowed to hedge their Rupee exposure through permitted derivative products with: (a) an AD Category I Bank in India; or (b) the offshore branches or subsidiaries of Indian banks on a back to back basis; or (c) branches of foreign banks with a presence in India on a back to back basis. Issuers issuing Rupee Denominated Notes offshore are required to comply with other provisions of the ECB Guidelines, *inter alia*, in relation to reporting requirement, security creation and parking of proceeds offshore.

In relation to Rupee Denominated Notes, the Company is required to provide the list of primary Noteholders procured from the Dealer to the relevant regulatory authorities in India as and when required.

## BOOK-ENTRY CLEARANCE SYSTEMS

*The information set out below is subject to any change in or reinterpretation of the rules, regulations and procedures of DTC, Euroclear or Clearstream, Luxembourg (together, the **Clearing Systems**) currently in effect. Investors wishing to use the facilities of any of the Clearing Systems are advised to confirm the continued applicability of the rules, regulations and procedures of the relevant Clearing System. None of the Issuer, the Arranger, the Dealers nor any other party to the Agency Agreement will have any responsibility or liability for any aspect of the records relating to, or payments made on account of, beneficial ownership interests in the Notes held through the facilities of any Clearing System or for maintaining, supervising or reviewing any records relating to such beneficial ownership interests. The applicable Pricing Supplement will specify the Clearing system(s) applicable for each series.*

## BOOK-ENTRY SYSTEMS

### DTC

DTC has advised the Issuer that it is a limited purpose trust company organized under the New York Banking Law, a member of the Federal Reserve System, a “banking organization” within the meaning of the New York Banking Law, a “clearing corporation” within the meaning of the New York Uniform Commercial Code and a “clearing agency” registered pursuant to Section 17A of the Exchange Act. DTC holds securities that its participants (**Direct Participants**) deposit with DTC. DTC also facilitates the settlement among Direct Participants of securities transactions, such as transfers and pledges, in deposited securities through electronic computerised book-entry changes in Direct Participants' accounts, thereby eliminating the need for physical movement of securities certificates. Direct Participants include securities brokers and dealers, banks, trust companies, clearing corporations and certain other organizations. DTC is a wholly-owned subsidiary of The Depository Trust and Clearing Corporation (**DTCC**). DTCC is the holding company for DTC, National Securities Clearing Corporation and Fixed Income Clearing Corporation, all of which are registered clearing agencies. DTCC is owned by the users of its regulated subsidiaries. Access to the DTC System is also available to others such as securities brokers and dealers, banks and trust companies that clear through or maintain a custodial relationship with a Direct Participant, either directly or indirectly (**Indirect Participants** and, together with Direct Participants, **Participants**). More information about DTC can be found at [www.dtcc.com](http://www.dtcc.com) and [www.dtc.org](http://www.dtc.org) but such information is not incorporated by reference in and does not form part of this Offering Circular.

Under the rules, regulations and procedures creating and affecting DTC and its operations (the **DTC Rules**), DTC makes book-entry transfers of Registered Notes among Direct Participants on whose behalf it acts with respect to Notes accepted into DTC's book-entry settlement system (**DTC Notes**) as described below and receives and transmits distributions of principal and interest on DTC Notes. The DTC Rules are on file with the Securities and Exchange Commission. Direct Participants and Indirect Participants with which beneficial owners of DTC Notes (**Owners**) have accounts with respect to the DTC Notes similarly are required to make book-entry transfers and receive and transmit such payments on behalf of their respective Owners. Accordingly, although Owners who hold DTC Notes through Direct Participants or Indirect Participants will not possess Registered Notes, the DTC Rules, by virtue of the requirements described above, provide a mechanism by which Direct Participants will receive payments and will be able to transfer their interest in respect of the DTC Notes.

Purchases of DTC Notes under the DTC system must be made by or through Direct Participants, which will receive a credit for the DTC Notes on DTC's records. The ownership interest of each actual purchaser of each DTC Note (**Beneficial Owner**) is in turn to be recorded on the Direct Participant's and Indirect Participant's records. Beneficial Owners will not receive written confirmation from DTC of their purchase, but Beneficial Owners are expected to receive written

confirmations providing details of the transaction, as well as periodic statements of their holdings, from the Direct Participant or Indirect Participant through which the Beneficial Owner entered into the transaction. Transfers of ownership interests in the DTC Notes are to be accomplished by entries made on the books of Participants acting on behalf of Beneficial Owners. Beneficial Owners will not receive certificates representing their ownership interests in DTC Notes, except in the event that use of the book-entry system for the DTC Notes is discontinued.

To facilitate subsequent transfers, all DTC Notes deposited by Participants with DTC are registered in the name of DTC's partnership nominee, Cede & Co., or such other name as may be requested by an authorized representative of DTC. The deposit of DTC Notes with DTC and their registration in the name of Cede & Co. or such other DTC nominee effect no change in beneficial ownership. DTC has no knowledge of the actual Beneficial Owners of the DTC Notes; DTC's records reflect only the identity of the Direct Participants to whose accounts such DTC Notes are credited, which may or may not be the Beneficial Owners. The Participants will remain responsible for keeping account of their holdings on behalf of their customers.

Conveyance of notices and other communications by DTC to Direct Participants, by Direct Participants to Indirect Participants, and by Direct Participants and Indirect Participants to Beneficial Owners will be governed by arrangements among them, subject to any statutory or regulatory requirements as may be in effect from time to time.

Redemption notices shall be sent to DTC. If less than all of the DTC Notes within an issue are being redeemed, DTC's practice is to determine by lot the amount of the interest of each Direct Participant in such issue to be redeemed.

Neither DTC nor Cede & Co. (nor any other DTC nominee) will consent or vote with respect to DTC Notes unless authorized by a Direct Participant in accordance with DTC's MMI Procedures. Under its usual procedures, DTC mails an Omnibus Proxy to the Issuer as soon as possible after the record date. The Omnibus Proxy assigns Cede & Co.'s consenting or voting rights to those Direct Participants to whose accounts the DTC Notes are credited on the record date (identified in a listing attached to the Omnibus Proxy).

Principal and interest payments on the DTC Notes will be made to Cede & Co., or such other nominee as may be requested by an authorized representative of DTC. DTC's practice is to credit Direct Participants' accounts upon DTC's receipt of funds and corresponding detail information from the Issuer or the relevant agent (or such other nominee as may be requested by an authorized representative of DTC), on the relevant payment date in accordance with their respective holdings shown in DTC's records. Payments by Participants to Beneficial Owners will be governed by standing instructions and customary practices, as is the case with securities held for the accounts of customers, and will be the responsibility of such Participant and not of DTC or the Issuer, subject to any statutory or regulatory requirements as may be in effect from time to time. Payment of principal and interest to DTC is the responsibility of the Issuer, disbursement of such payments to Direct Participants is the responsibility of DTC, and disbursement of such payments to the Beneficial Owners is the responsibility of Direct Participants and Indirect Participants.

Under certain circumstances, including if there is an Event of Default under the Notes, DTC will exchange the DTC Notes for definitive Registered Notes, which it will distribute to its Participants in accordance with their proportionate entitlements and which will be legended as set forth under in "*Subscription and Sale*" and "*Transfer Restrictions*".

A Beneficial Owner shall give notice to elect to have its DTC Notes purchased or tendered, through its Participant, to the relevant agent, and shall effect delivery of such DTC Notes by causing the Direct Participant to transfer the Participant's interest in the DTC Notes, on DTC's records, to the relevant agent. The requirement for physical delivery of DTC Notes in connection with an optional

tender or a mandatory purchase will be deemed satisfied when the ownership rights in the DTC Notes are transferred by Direct Participants on DTC's records and followed by a book-entry credit of tendered DTC Notes to the relevant agent's DTC account.

DTC may discontinue providing its services as depository with respect to the DTC Notes at any time by giving reasonable notice to the Issuer or the relevant agent. Under such circumstances, in the event that a successor depository is not obtained, DTC Note certificates are required to be printed and delivered.

The Issuer may decide to discontinue use of the system of book-entry-only transfers through DTC (or a successor securities depository). In that event, DTC Note certificates will be printed and delivered to DTC.

Since DTC may only act on behalf of Direct Participants, who in turn act on behalf of Indirect Participants, any Owner desiring to pledge DTC Notes to persons or entities that do not participate in DTC, or otherwise take actions with respect to such DTC Notes, will be required to withdraw its Registered Notes from DTC as described below.

### **Euroclear and Clearstream, Luxembourg**

Euroclear and Clearstream, Luxembourg each holds securities for its customers and facilitates the clearance and settlement of securities transactions by electronic book-entry transfer between their respective accountholders. Euroclear and Clearstream, Luxembourg provide various services including safekeeping, administration, clearance and settlement of internationally traded securities and securities lending and borrowing. Euroclear and Clearstream, Luxembourg also deal with domestic securities markets in several countries through established depository and custodial relationships. Euroclear and Clearstream, Luxembourg have established an electronic bridge between their two systems across which their respective participants may settle trades with each other.

Euroclear and Clearstream, Luxembourg customers are world-wide financial institutions, including underwriters, securities brokers and dealers, banks, trust companies and clearing corporations. Indirect access to Euroclear and Clearstream, Luxembourg is available to other institutions that clear through or maintain a custodial relationship with an accountholder of either system.

### **BOOK-ENTRY OWNERSHIP OF AND PAYMENTS IN RESPECT OF DTC NOTES**

The Issuer may apply to DTC in order to have any Tranche of Notes represented by a Registered Global Note accepted in its book-entry settlement system. Upon the issue of any such Registered Global Note, DTC or its custodian will credit, on its internal book-entry system, the respective nominal amounts of the individual beneficial interests represented by such Registered Global Note to the accounts of persons who have accounts with DTC. Such accounts initially will be designated by or on behalf of the relevant Dealer. Ownership of beneficial interests in such a Registered Global Note will be limited to Direct Participants or Indirect Participants, including, in the case of any Regulation S Global Note, the respective depositories of Euroclear and Clearstream, Luxembourg. Ownership of beneficial interests in a Registered Global Note accepted by DTC will be shown on, and the transfer of such ownership will be effected only through, records maintained by DTC or its nominee (with respect to the interests of Direct Participants) and the records of Direct Participants (with respect to interests of Indirect Participants).

Payments in U.S. dollars of principal and interest in respect of a Registered Global Note accepted by DTC will be made to the order of DTC or its nominee as the registered holder of such Note. In the case of any payment in a currency other than U.S. dollars, payment will be made to the Exchange Agent on behalf of DTC or its nominee and the Exchange Agent will (in accordance with instructions received by it) remit all or a portion of such payment for credit directly to the beneficial holders of

interests in the Registered Global Note in the currency in which such payment was made and/or cause all or a portion of such payment to be converted into U.S. dollars and credited to the applicable Participants' account.

The Issuer expects DTC to credit accounts of Direct Participants on the applicable payment date in accordance with their respective holdings as shown in the records of DTC unless DTC has reason to believe that it will not receive payment on such payment date. The Issuer also expects that payments by Participants to beneficial owners of Notes will be governed by standing instructions and customary practices, as is the case with securities held for the accounts of customers, and will be the responsibility of such Participant and not the responsibility of DTC, the Principal Paying Agent, the Registrar or the Issuer. Payment of principal, premium, if any, and interest, if any, on Notes to DTC is the responsibility of the Issuer.

## **TRANSFERS OF NOTES REPRESENTED BY REGISTERED GLOBAL NOTES**

Transfers of any interests in Notes represented by a Registered Global Note within DTC, Euroclear and Clearstream, Luxembourg will be effected in accordance with the customary rules and operating procedures of the relevant clearing system. The laws in some States within the United States require that certain persons take physical delivery of securities in definitive form. Consequently, the ability to transfer Notes represented by a Registered Global Note to such persons may depend upon the ability to exchange such Notes for Notes in definitive form. Similarly, because DTC can only act on behalf of Direct Participants in the DTC system who in turn act on behalf of Indirect Participants, the ability of a person having an interest in Notes represented by a Registered Global Note accepted by DTC to pledge such Notes to persons or entities that do not participate in the DTC system or otherwise to take action in respect of such Notes may depend upon the ability to exchange such Notes for Notes in definitive form. The ability of any holder of Notes represented by a Registered Global Note accepted by DTC to resell, pledge or otherwise transfer such Notes may be impaired if the proposed transferee of such Notes is not eligible to hold such Notes through a Direct Participant or Indirect Participant in the DTC system.

Subject to compliance with the transfer restrictions applicable to the Registered Notes described under “*Subscription and Sale*” and “*Transfer Restrictions*”, cross-market transfers between DTC, on the one hand, and directly or indirectly through Clearstream, Luxembourg or Euroclear accountholders, on the other, will be effected by the relevant Clearing System in accordance with its rules and through action taken by the Registrar, the Principal Paying Agent and any custodian (**Custodian**) with whom the relevant Registered Global Notes have been deposited.

On or after the Issue Date for any Series, transfers of Notes of such Series between accountholders in Clearstream, Luxembourg and Euroclear and transfers of Notes of such Series between participants in DTC will generally have a settlement date three business days after the trade date (T+3). The customary arrangements for delivery versus payment will apply to such transfers.

Cross-market transfers between accountholders in Clearstream, Luxembourg or Euroclear and DTC participants will need to have an agreed settlement date between the parties to such transfer. Because there is no direct link between DTC, on the one hand, and Clearstream, Luxembourg and Euroclear, on the other, transfers of interests in the relevant Registered Global Notes will be effected through the Registrar, the Principal Paying Agent and the Custodian receiving instructions (and, where appropriate, certification) from the transferor and arranging for delivery of the interests being transferred to the credit of the designated account for the transferee. In the case of cross-market transfers, settlement between Euroclear or Clearstream, Luxembourg accountholders and DTC participants cannot be made on a delivery versus payment basis. The securities will be delivered on a free delivery basis and arrangements for payment must be made separately.

DTC, Clearstream, Luxembourg and Euroclear have each published rules and operating procedures designed to facilitate transfers of beneficial interests in Registered Global Notes among participants and accountholders of DTC, Clearstream, Luxembourg and Euroclear. However, they are under no obligation to perform or continue to perform such procedures, and such procedures may be discontinued or changed at any time. None of the Issuer, the Agents or any Dealer will be responsible for any performance by DTC, Clearstream, Luxembourg or Euroclear or their direct or indirect participants or accountholders of their obligations under the rules and procedures governing their operations nor will the Issuer, any Agent or any Dealer have any liability for any aspect of the records relating to or payments made on account of beneficial interests in the Notes represented by Registered Global Notes or for maintaining, supervising or reviewing any records relating to such beneficial interests.

## TAXATION

*The information provided below does not purport to be a comprehensive description of all tax considerations which may be relevant to a decision to purchase Notes. In particular, the information does not consider any specific facts or circumstances that may apply to a particular purchaser. Neither these statements nor any other statements in this Offering Circular are to be regarded as advice on the tax position of any holder of the Notes or of any person acquiring, selling or otherwise dealing with the Notes or on any tax implications arising from the acquisition, sale or other dealings in respect of the Notes. The statements do not purport to be a comprehensive description of all the tax considerations that may be relevant to a decision to purchase, own or dispose of the Notes and do not purport to deal with the tax consequences applicable to all categories of investors, some of which (such as dealers in securities) may be subject to special rules.*

**Prospective purchasers of Notes are advised to consult their own tax advisers as to the tax consequences of the purchase, ownership and disposal of Notes, including the effect of any state or local taxes, under the tax laws applicable in India and each country of which they are residents or countries of purchase, holding or disposal of the Notes. Additionally, in view of the number of jurisdictions where local laws may apply, this Offering Circular does not discuss the local tax consequences to a potential holder, purchaser, seller arising from the acquisition, holding or disposal of the Notes. Prospective investors must therefore inform themselves as to any tax, exchange control legislation or other laws and regulations in force relating to the subscription, holding or disposal of Notes at their place of residence, and the countries of which they are citizens or countries of purchase, holding or disposal of Notes.**

### **Indian Taxation**

The following is a summary of the existing principal Indian tax consequences for non-resident investors subscribing to the Notes issued by the Issuer. The summary is based on existing Indian taxation law and practice in force at the date of this Offering Circular and is subject to change, possibly with retroactive effect. The summary does not constitute legal or tax advice and is not intended to represent a complete analysis of the tax consequences under Indian law of the acquisition, ownership or transfer of the Notes. Prospective investors should, therefore, consult their own tax advisers regarding the Indian tax consequences, as well as the tax consequences under any other applicable taxing jurisdiction, of acquiring, owning and disposing of the Notes.

#### *Payments from India*

Any payments the Issuer makes on the Notes, including additional amounts, made from India are subject to the RBI regulations.

#### *Taxation of Interest*

Since the proceeds of the issuance of the Notes are to be used for the purposes of the business of the Issuer in India, non-resident investors are liable to pay tax on the interest paid on the Notes. As of the date of this Offering Circular, the rate of tax in accordance with section 115A read with section 194LC of the Income Tax Act 1961 (**IT Act**) is 5 per cent. (plus applicable surcharge and cess), for: (i) any Notes (other than Rupee Denominated Notes) being long-term bonds including infrastructure bonds issued before July 1, 2020; or (ii) any Indian Rupee Denominated Notes issued before July 1, 2020.

Under the Finance Bill, 2020 (**Finance Bill**) as part of the Union Budget 2020-21, it is proposed to amend Section 194LC of Income Tax Act, so as to (a) extend the period of rate of withholding tax of 5 per cent. on the interest payments against borrowing by way of issue of long-term bonds including

infrastructure bonds and issue of Rupee denominated bonds from July 1, 2020 to June 30 2023 (and which will include Notes); and (b) reduce the withholding tax to 4.0 per cent. for interest payable to a non-residents on issues of any long term bonds or Rupee denominated bonds issued on or after April 1, 2020 but before July 1, 2023, which are listed only on a recognised stock exchange located in any IFSC. As at the date of this Offering Circular, the Finance Bill has not received approval of the Indian Parliament). When approved, these changes will take effect from April 1, 2020.

A non-resident Noteholder is obligated to pay such income tax in an amount equal to, or would be entitled to a refund of, as the case may be, any difference between amounts withheld in respect of interest paid on the Notes from India and its ultimate Indian tax liability for such interest, subject to and in accordance with the provisions of the Income Tax Act. The non-resident Noteholders shall be obliged to provide all necessary information and documents, as may be required by our Company.

#### *Withholding Tax*

Since the interest payable on the Notes is subject to taxation in India, there is a requirement to withhold tax on the Notes and the Rupee Denominated Notes at 5 per cent. (plus applicable surcharge and cess), subject to any lower rate of tax provided by an applicable tax treaty.

Pursuant to the Terms and Conditions of the Notes, all payments of, or in respect of, principal and interest on the Notes, will be made free and clear of and without withholding or deduction on account of any present or future taxes within India unless it is required by law, in which case pursuant to Condition 8.1, the Issuer will pay additional amounts as may be necessary in order that the net amounts received by the Noteholders after the withholding or deduction shall equal the respective amounts which would have been receivable in respect of the Notes in the absence of the withholding or deduction, subject to certain exceptions.

#### *Taxation on gains arising on disposal of Notes*

Any gains arising to a non-resident investor from the transfer of a capital asset held (or deemed to be held) will be chargeable to income tax in India if such capital asset is regarded as property situated in India. A non-resident investor generally will not be chargeable to income tax in India upon disposal of the Notes held as a capital asset provided the Notes are regarded as being situated outside India. The issue as to where the Notes should properly be regarded as being situated is not free from doubt. The ultimate decision, however, will depend on the view taken by the Indian tax authorities on the position with respect to the situs of the Notes. There is a possibility that the Indian tax authorities may treat the Notes as being situated in India as the Issuer is incorporated in and resident in India.

If the Notes are regarded as situated in India by the Indian tax authorities, upon disposition of a Note:

- (i) a non-resident investor, who has held the Notes for a period of more than 36 months immediately preceding the date of their disposal, will be liable to pay capital gains tax at 10 per cent. of the capital gains (plus applicable surcharge and cess) in accordance with the provisions of the IT Act;
- (ii) a non-resident investor who has held the Notes for a period of 36 months or less will be liable to pay capital gains tax at rates ranging up to 40 per cent. (plus applicable surcharge and cess), depending on the legal status of the non-resident investor and his taxable income in India;
- (iii) any income arising to a non-resident investor from the transfer of the Notes held as stock-in-trade will be considered as business income. Business income would be subject to income tax in India only to the extent, it is attributable to a “business connection in India” or, in case where a tax treaty is applicable, to a “permanent establishment” of the non-resident investor



in India. A non-resident investor will be liable to pay Indian tax on such income at rates ranging up to 40 per cent. (plus applicable surcharge and cess) depending on the legal status of the non-resident investor and his taxable income in India;

- (iv) in the case of a non-resident investor, any gains arising on account of appreciation of the Rupee against a foreign currency at the time of redemption of Rupee denominated Notes of an Indian company held by such non-resident investor, shall be ignored for the computation of full value of consideration. Accordingly, such gains arising to the non-resident investor on account of the appreciation of the Rupee against a foreign currency at the time of redemption of the Notes held by such non-resident investor, shall not be taxable as capital gains; and
- (v) capital gains, if any, arising pursuant to any transfer made outside India by a non-resident to another non-resident of a capital asset being a Rupee denominated Note issued outside India are not subject to tax in India.

If applicable, under the tax law, tax shall be withheld by the person making any payment to a non-resident on long-term capital gains at 10 per cent. (plus applicable surcharge and cess) and short-term capital gains at 30 per cent. or 40 per cent. (plus applicable surcharge and cess), depending on the legal status of the recipient of income. Tax is computed in such manner set out in the IT Act.

#### *Tax Treaty*

Rates of tax set out above will be reduced if the beneficial recipient is a resident of a country with which the Government has entered into an agreement for, *inter alia*, granting relief of tax or for avoidance of double taxation (**Tax Treaty**), which, if the conditions of such Tax Treaty are complied with, provides for the taxation in India of income by way of interest at a rate lower than that stated above. The Noteholders will need to provide a tax residency certificate, Form 10F and other relevant documents or details in order to claim such Tax Treaty benefit.

Non-resident Noteholders are obliged to provide details of their permanent account number as allotted by the tax authorities and all prescribed information and documents, including a tax residency certificate (issued by the tax authorities of the country in which the investor is resident) for claiming Tax Treaty benefits. Further, the permanent account number of non-resident Noteholders is not required if Noteholders provide documentation including a tax residency certificate, a tax identification number and other details including their name, address, email details and contact number in respect of the instruments set out in section 206AA(7) of the IT Act and rule 37BC of the Income-tax Rules, 1962, as amended.

#### *Anti-Avoidance Provisions*

Under the IT Act, there are both specific as well as generic anti-avoidance provisions relating to tax-like transfer pricing provisions and general anti-avoidance rules.

#### *Taxation of persons ordinarily resident in India*

Any income received in respect of the Notes by a person ordinarily resident in India under the provisions of the IT Act, may generally be subject to tax in India according to the personal rate applicable.

#### *Estate Duty*

No estate duty is payable at present in India in relation to the Notes.

#### *Gift Tax*

There is no gift tax payable at present in India in relation to the Notes. However, a person receiving the Notes at a price less than fair market value of Notes (except when received from a relative or where it falls under certain other exceptions) shall be subject to income tax in India on the difference between the price paid by him for the Notes and the fair market value of the Notes as determined by the Category 1, Merchant Banker or an accountant in India. Tax shall be payable at the rates applicable to the respective category of the taxpayers. Non-resident taxpayers qualifying for the benefit of application of a Tax Treaty, may not be taxed in India in respect of such deemed benefit subject to provisions of such Tax Treaty.

### *Stamp Duty*

A transfer of the Notes outside India will not give rise to any Indian stamp duty liability unless brought into India. Stamp duty will be payable if the Notes are brought into India for enforcement or for any other purpose. The amount of stamp duty payable will depend on the applicable State Stamp Act and the duty will have to be paid within a period of three months from the date the Notes are first received in India.

### **The proposed financial transactions tax (FTT)**

On February 14, 2013, the European Commission published a proposal (the **Commission's Proposal**) for a Directive for a common FTT in Belgium, Germany, Estonia, Greece, Spain, France, Italy, Austria, Portugal, Slovenia and Slovakia (the **participating Member States**). However, Estonia has since stated that it will not participate.

The Commission's Proposal has very broad scope and could, if introduced, apply to certain dealings in Notes (including secondary market transactions) in certain circumstances. Primary market transactions referred to in Article 5(c) of Regulation (EC) No 1287/2006 are expected to be exempt.

Under the Commission's Proposal the FTT could apply in certain circumstances to persons both within and outside of the participating Member States. Generally, it would apply to certain dealings in Notes where at least one party is a financial institution, and at least one party is established in a participating Member State. A financial institution may be, or be deemed to be, "established" in a participating Member State in a broad range of circumstances, including (a) by transacting with a person established in a participating Member State or (b) where the financial instrument which is subject to the dealings is issued in a participating Member State.

However, the FTT proposal remains subject to negotiation between the participating Member States. It may therefore be altered prior to any implementation, the timing of which remains unclear. Additional EU Member States may decide to participate.

Prospective holders of Notes are advised to seek their own professional advice in relation to the FTT.

### **United States Federal Income Taxation**

The following is a general summary of certain U.S. federal income tax consequences that may be relevant with respect to the purchase, ownership and disposition of the Notes. This summary does not address the material U.S. federal income tax consequences of every type of Note which may be issued under the Programme and the relevant Pricing Supplement may contain additional or modified disclosure concerning the material U.S. federal income tax consequences relevant to such type of Note as appropriate. In general, this summary assumes that U.S. Holders acquire the Notes at original issuance at their issue price (as defined below) and will hold the Notes as capital assets. It does not purport to be a comprehensive description of all the tax considerations that may be relevant to a decision to purchase Notes. In particular, it does not discuss special tax considerations that may apply to certain types of taxpayers, including, without limitation, the following: (i) financial institutions; (ii)

insurance companies; (iii) dealers or traders in stocks, securities, notional principal contracts or currencies; (iv) tax-exempt entities; (v) real estate investment trusts; (vi) regulated investment companies; (vii) persons that will hold the Notes as part of a “hedging” or “conversion” transaction or as a position in a “straddle” or as part of a “synthetic security” or other integrated transaction for U.S. federal income tax purposes; (viii) persons that own (or are deemed to own) 10 per cent. or more of the equity of the Issuer (by vote or value); (ix) partnerships, pass-through entities, or persons that hold Notes through partnerships or pass-through entities; (x) U.S. Holders (as defined below) that have a “functional currency” other than the U.S. dollar; and (xi) certain U.S. expatriates and former long-term residents of the United States. In addition, this summary does not address alternative minimum tax or Medicare contribution tax consequences, special tax accounting rules as a result of any item of gross income with respect to the Notes being taken into account on an applicable financial statement or the indirect effects on the holders of interests in a holder of Notes. This summary also does not describe any tax consequences arising under the laws of any taxing jurisdiction other than the U.S. federal government.

Each prospective investor should consult its own tax adviser with respect to the U.S. federal, state, local and non-U.S. tax consequences of acquiring, owning or disposing of the Notes. This summary is based on the U.S. Internal Revenue Code of 1986, as amended (the **Code**), U.S. Treasury regulations and judicial and administrative interpretations thereof, in each case as in effect or available on the date of this Offering Circular. All of the foregoing is subject to change, and any such change may apply retroactively and could affect the tax consequences described below.

As used in this section, the term **U.S. Holder** means a beneficial owner of Notes that is for U.S. federal income tax purposes: (i) a citizen or individual resident of the United States; (ii) a corporation created or organized in or under the laws of the United States or any state thereof (including the District of Columbia); (iii) any estate the income of which is subject to U.S. federal income tax regardless of its source; or (iv) any trust if a court within the United States is able to exercise primary supervision over its administration and one or more U.S. persons have the authority to control all substantial decisions of the trust. A **Non-U.S. Holder** is a beneficial owner of Notes that is neither a U.S. Holder nor a partnership for U.S. federal income tax purposes. If an entity or arrangement treated as a partnership for U.S. federal income tax purposes holds Notes, the tax treatment of a partner generally will depend upon the status of the partner and upon the activities of the partnership. Partners of entities or arrangements treated as partnerships for U.S. federal income tax purposes that hold Notes should consult their own tax advisers.

This discussion applies only to holders of Registered Notes. Bearer Notes are not being offered to U.S. Holders. A U.S. Holder who owns a Bearer Note may be subject to limitations under U.S. federal income tax laws, including the limitations provided in sections 165(j) and 1287(a) of the Code.

### **Characterisation of the Notes**

This summary should be read in conjunction with any discussion of U.S. federal income tax consequences to holders in the applicable Pricing Supplement. To the extent there is any inconsistency in the discussion of the U.S. federal income tax consequences to holders between this Offering Circular and the applicable Pricing Supplement, holders should rely on the tax consequences described in the applicable Pricing Supplement instead of this Offering Circular. Any special U.S. federal income tax consequences relevant to a particular issue of Notes, including any such as Index Linked Notes, Dual Currency Notes, Instalment Notes and Partly Paid Notes may be specified in the applicable Pricing Supplement. The balance of this discussion, unless otherwise specified, assumes that the Notes will be treated as debt and will not be treated as contingent payment debt instruments for U.S. federal income tax purposes. A prospective investor in the Notes should consult its tax adviser in determining the tax consequences of an investment in the Notes, including the application of state, local or other tax laws and the proper characterisation of the Notes for tax purposes.

## ***Taxation of U.S. Holders of the Notes***

### *Payments of Interest*

Interest paid on a Note, including the payment of any additional amounts whether payable in U.S. dollars or a currency other than U.S. dollars (a **foreign currency**), other than interest on a “Discount Note” that is not “qualified stated interest” (each as defined below under “*Original Issue Discount*”), will be taxable to a U.S. Holder as ordinary interest income at the time it is received or accrued, depending on the U.S. Holder’s method of accounting for U.S. federal income tax purposes. Interest income on the Notes, original issue document (**OID**) if any, accrued with respect to the Notes (as described below under “*Original Issue Discount*”) and payments of additional amounts generally will be treated as foreign source income for U.S. federal income tax purposes.

As discussed in “*Taxation—Indian Taxation—Withholding Tax*”, under current law, payments of interest and OID on the Notes to foreign investors may be subject to Indian withholding taxes. As discussed under “*Terms and Conditions of the Notes—Taxation—Payment without Withholding*”, in certain cases the Issuer is liable for the payment of additional amounts to U.S. Holders so that U.S. Holders receive the same amounts they would have received had no Indian withholding taxes been imposed. For U.S. federal income tax purposes, U.S. Holders will be treated as having actually received the amount of Indian taxes withheld by the Issuer with respect to a Note, and as then having actually paid over the withheld taxes to the Indian taxing authorities. As a result of this rule, the amount of interest income included in gross income for U.S. federal income tax purposes by a U.S. Holder with respect to a payment of interest or OID may be greater than the amount of cash actually received (or receivable) by the U.S. Holder from the Issuer with respect to the payment.

Subject to certain limitations, a U.S. Holder will generally be entitled to a credit against its U.S. federal income tax liability, or a deduction in computing its U.S. federal taxable income, for Indian income taxes withheld by the Issuer. The U.S. foreign tax credit limitation is calculated separately with respect to specific classes of income. The foreign tax credit rules are complex, and U.S. Holders should consult their tax advisers regarding the availability of a foreign tax credit and the application of the limitation in their particular circumstances.

### *Original Issue Discount*

The following is a summary of the principal U.S. federal income tax consequences of the ownership of Notes issued with OID. In the event the Issuer issues contingent payment debt instruments, the applicable Pricing Supplement may describe the material U.S. federal income tax consequences thereof.

A Note, other than a Note with a term of one year or less (a **Short-Term Note**), will be treated as issued with OID (a **Discount Note**) if the excess of the Note’s “stated redemption price at maturity” over its issue price is equal to or more than a *de minimis* amount (0.25 per cent. of the Note’s stated redemption price at maturity multiplied by the number of complete years to its maturity). An obligation that provides for the payment of amounts other than qualified stated interest before maturity (an **instalment obligation**) will be treated as a Discount Note if the excess of the Note’s stated redemption price at maturity over its issue price is equal to or greater than 0.25 per cent. of the Note’s stated redemption price at maturity multiplied by the weighted average maturity of the Note. A Note’s weighted average maturity is the sum of the following amounts determined for each payment on a Note (other than a payment of qualified stated interest): (i) the number of complete years from the issue date until the payment is made multiplied by (ii) a fraction, the numerator of which is the amount of the payment and the denominator of which is the Note’s stated redemption price at maturity. Generally, the issue price of a Note will be the first price at which a substantial amount of Notes included in the issue of which the Note is a part is sold to persons other than bond houses, brokers, or similar persons or organizations acting in the capacity of underwriters, placement agents,

or wholesalers. The stated redemption price at maturity of a Note is the total of all payments provided by the Note that are not payments of “qualified stated interest.” A qualified stated interest payment is generally any one of a series of stated interest payments on a Note that are unconditionally payable at least annually at a single fixed rate (with certain exceptions for lower rates paid during some periods), or a variable rate (in the circumstances described below under “*Variable Interest Rate Notes*”), applied to the outstanding principal amount of the Note. Solely for the purposes of determining whether a Note has OID, the Issuer will be deemed to exercise any call option that has the effect of decreasing the yield on the Note, and the U.S. Holder will be deemed to exercise any put option that has the effect of increasing the yield on the Note.

U.S. Holders of Discount Notes must generally include OID in income calculated on a constant-yield method before the receipt of cash attributable to the income, and generally will have to include in income increasingly greater amounts of OID over the life of the Discount Notes. The amount of OID includible in income by a U.S. Holder of a Discount Note is the sum of the daily portions of OID with respect to the Discount Note for each day during the taxable year or portion of the taxable year on which the U.S. Holder holds the Discount Note. The daily portion is determined by allocating to each day in any “accrual period” a pro rata portion of the OID allocable to that accrual period. Accrual periods with respect to a Note may be of any length selected by the U.S. Holder and may vary in length over the term of the Note as long as (i) no accrual period is longer than one year and (ii) each scheduled payment of interest or principal on the Note occurs on either the final or first day of an accrual period. The amount of OID allocable to an accrual period equals the excess of (a) the product of the Discount Note’s adjusted issue price at the beginning of the accrual period and the Discount Note’s yield to maturity (determined on the basis of compounding at the close of each accrual period and properly adjusted for the length of the accrual period) over (b) the sum of the payments of qualified stated interest on the Note allocable to the accrual period. The “adjusted issue price” of a Discount Note at the beginning of any accrual period is the issue price of the Note increased by (x) the amount of accrued OID for each prior accrual period, and decreased by (y) the amount of any payments previously made on the Note that were not qualified stated interest payments.

#### *Short-Term Notes*

In general, an individual or other cash basis U.S. Holder of a Short-Term Note is not required to accrue OID (as specially defined below for the purposes of this paragraph) for U.S. federal income tax purposes unless it elects to do so (but may be required to include any stated interest in income as the interest is received). Accrual basis U.S. Holders and certain other U.S. Holders are required to accrue OID on Short-Term Notes on a straight-line basis or, if the U.S. Holder so elects, under the constant-yield method (based on daily compounding). In the case of a U.S. Holder not required and not electing to include OID in income currently, any gain realised on the sale, exchange or other disposition of the Short-Term Note will be ordinary income to the extent of the OID accrued on a straight-line basis (unless an election is made to accrue the OID under the constant-yield method) through the date of sale, exchange or other disposition. U.S. Holders who are not required and do not elect to accrue OID on Short-Term Notes will be required to defer deductions for interest on borrowings allocable to Short-Term Notes in an amount not exceeding the deferred income until the deferred income is realised.

For purposes of determining the amount of OID subject to these rules, all interest payments on a Short-Term Note are included in the Short-Term Note’s stated redemption price at maturity. A U.S. Holder may elect to determine OID on a Short-Term Note as if the Short-Term Note had been originally issued to the U.S. Holder at the U.S. Holder’s purchase price for the Short-Term Note. This election will apply to all obligations with a maturity of one year or less acquired by the U.S. Holder on or after the first day of the first taxable year to which the election applies, and may not be revoked without the consent of the Internal Revenue Service (the **IRS**).

#### *Variable Interest Rate Notes*

Notes that provide for interest at variable rates (**Variable Interest Rate Notes**) generally will bear interest at a “qualified floating rate” and thus will be treated as “variable rate debt instruments” under U.S. Treasury regulations governing accrual of OID. A Variable Interest Rate Note will qualify as a “variable rate debt instrument” if (a) its issue price does not exceed the total noncontingent principal payments due under the Variable Interest Rate Note by more than a specified *de minimis* amount, (b) it provides for stated interest, paid or compounded at least annually, at (i) one or more qualified floating rates, (ii) a single fixed rate and one or more qualified floating rates, (iii) a single objective rate, or (iv) a single fixed rate and a single objective rate that is a qualified inverse floating rate, and (c) it does not provide for any principal payments that are contingent (other than as described in (a) above).

A “qualified floating rate” is any variable rate where variations in the value of the rate can reasonably be expected to measure contemporaneous variations in the cost of newly borrowed funds in the currency in which the Variable Interest Rate Note is denominated. A fixed multiple of a qualified floating rate will constitute a qualified floating rate only if the multiple is greater than 0.65 but not more than 1.35. A variable rate equal to the product of a qualified floating rate and a fixed multiple that is greater than 0.65 but not more than 1.35, increased or decreased by a fixed rate, will also constitute a qualified floating rate. In addition, two or more qualified floating rates that can reasonably be expected to have approximately the same values throughout the term of the Variable Interest Rate Note (e.g., two or more qualified floating rates with values within 25 basis points of each other as determined on the Variable Interest Rate Note’s issue date) will be treated as a single qualified floating rate. Notwithstanding the foregoing, a variable rate that would otherwise constitute a qualified floating rate but which is subject to one or more restrictions such as a maximum numerical limitation (i.e., a cap) or a minimum numerical limitation (i.e., a floor) may, under certain circumstances, fail to be treated as a qualified floating rate.

An “objective rate” is a rate that is not itself a qualified floating rate but which is determined using a single fixed formula and which is based on objective financial or economic information (e.g., one or more qualified floating rates or the yield of actively traded personal property). A rate will not qualify as an objective rate if it is based on information that is within the control of the Issuer (or a related party) or that is unique to the circumstances of the Issuer (or a related party), such as dividends, profits or the value of the Issuer’s stock (although a rate does not fail to be an objective rate merely because it is based on the credit quality of the Issuer). Other variable interest rates may be treated as objective rates if so designated by the IRS in the future. Despite the foregoing, a variable rate of interest on a Variable Interest Rate Note will not constitute an objective rate if it is reasonably expected that the average value of the rate during the first half of the Variable Interest Rate Note’s term will be either significantly less than or significantly greater than the average value of the rate during the final half of the Variable Interest Rate Note’s term. A “qualified inverse floating rate” is any objective rate where the rate is equal to a fixed rate minus a qualified floating rate, as long as variations in the rate can reasonably be expected to inversely reflect contemporaneous variations in the qualified floating rate. If a Variable Interest Rate Note provides for stated interest at a fixed rate for an initial period of one year or less followed by a variable rate that is either a qualified floating rate or an objective rate for a subsequent period and if the variable rate on the Variable Interest Rate Note’s issue date is intended to approximate the fixed rate (e.g., the value of the variable rate on the issue date does not differ from the value of the fixed rate by more than 25 basis points), then the fixed rate and the variable rate together will constitute either a single qualified floating rate or objective rate, as the case may be.

A qualified floating rate or objective rate in effect at any time during the term of the instrument must be set at a “current value” of that rate. A “current value” of a rate is the value of the rate on any day that is no earlier than 3 months prior to the first day on which that value is in effect and no later than one year following that first day.

If a Variable Interest Rate Note that provides for stated interest at either a single qualified floating rate or a single objective rate throughout the term thereof qualifies as a “variable rate debt instrument”, then any stated interest on the Note which is unconditionally payable in cash or property (other than debt instruments of the Issuer) at least annually will constitute qualified stated interest and will be taxed accordingly. Thus, a Variable Interest Rate Note that provides for stated interest at either a single qualified floating rate or a single objective rate throughout the term thereof and that qualifies as a “variable rate debt instrument” will generally not be treated as having been issued with OID unless the Variable Interest Rate Note is issued at a “true” discount (i.e., at a price below the Note’s stated principal amount) equal to or in excess of a specified *de minimis* amount. OID on a Variable Interest Rate Note arising from “true” discount is allocated to an accrual period using the constant-yield method described above by assuming that the variable rate is a fixed rate equal to (i) in the case of a qualified floating rate or qualified inverse floating rate, the value, as at the issue date, of the qualified floating rate or qualified inverse floating rate, or (ii) in the case of an objective rate (other than a qualified inverse floating rate), a fixed rate that reflects the yield that is reasonably expected for the Variable Interest Rate Note.

In general, any other Variable Interest Rate Note that qualifies as a “variable rate debt instrument” will be converted into an “equivalent” fixed rate debt instrument for purposes of determining the amount and accrual of OID and qualified stated interest on the Variable Interest Rate Note. Such a Variable Interest Rate Note must be converted into an “equivalent” fixed rate debt instrument by substituting any qualified floating rate or qualified inverse floating rate provided for under the terms of the Variable Interest Rate Note with a fixed rate equal to the value of the qualified floating rate or qualified inverse floating rate, as the case may be, as at the Variable Interest Rate Note’s issue date. Any objective rate (other than a qualified inverse floating rate) provided for under the terms of the Variable Interest Rate Note is converted into a fixed rate that reflects the yield that is reasonably expected for the Variable Interest Rate Note. In the case of a Variable Interest Rate Note that qualifies as a “variable rate debt instrument” and provides for stated interest at a fixed rate in addition to either one or more qualified floating rates or a qualified inverse floating rate, the fixed rate is initially converted into a qualified floating rate (or a qualified inverse floating rate, if the Variable Interest Rate Note provides for a qualified inverse floating rate). Under these circumstances, the qualified floating rate or qualified inverse floating rate that replaces the fixed rate must be such that the fair market value of the Variable Interest Rate Note as at the Variable Interest Rate Note’s issue date is approximately the same as the fair market value of an otherwise identical debt instrument that provides for either the qualified floating rate or qualified inverse floating rate rather than the fixed rate. Subsequent to converting the fixed rate into either a qualified floating rate or a qualified inverse floating rate, the Variable Interest Rate Note is converted into an “equivalent” fixed rate debt instrument in the manner described above.

Once the Variable Interest Rate Note is converted into an “equivalent” fixed rate debt instrument pursuant to the foregoing rules, the amount of OID and qualified stated interest, if any, are determined for the “equivalent” fixed rate debt instrument by applying the general OID rules to the “equivalent” fixed rate debt instrument and a U.S. Holder of the Variable Interest Rate Note will account for the OID and qualified stated interest as if the U.S. Holder held the “equivalent” fixed rate debt instrument. In each accrual period, appropriate adjustments will be made to the amount of qualified stated interest or OID assumed to have been accrued or paid with respect to the “equivalent” fixed rate debt instrument in the event that these amounts differ from the actual amount of interest accrued or paid on the Variable Interest Rate Note during the accrual period.

If a Variable Interest Rate Note, such as a Note the payments on which are determined by reference to an index, does not qualify as a “variable rate debt instrument”, then the Variable Interest Rate Note will be treated as a contingent payment debt obligation. The proper U.S. federal income tax treatment of Variable Interest Rate Notes that are treated as contingent payment debt obligations may be more fully described in the applicable Pricing Supplement.

### *Election to Treat All Interest as Original Issue Discount*

A U.S. Holder may elect to include in gross income all interest that accrues on a Note using the constant-yield method described above under “*Original Issue Discount*”, with certain modifications. For purposes of this election, interest includes stated interest, OID and *de minimis* OID. This election will generally apply only to the Note with respect to which it is made and may not be revoked without the consent of the IRS. U.S. Holders should consult their tax advisers concerning the propriety and consequences of this election.

### *Sale, Exchange or Other Disposition*

A U.S. Holder’s adjusted tax basis in a Note will generally equal its cost, increased by the amount of any OID included in the U.S. Holder’s income with respect to the Note and the amount, if any, of income attributable to *de minimis* OID included in the U.S. Holder’s income with respect to the Note, and reduced by the amount of any payments that are not qualified stated interest payments. A U.S. Holder will generally recognize gain or loss on the sale, exchange or other disposition of a Note in an amount equal to the difference between the amount realized on the sale, exchange or other disposition and the U.S. Holder’s adjusted tax basis in the Note. The amount realized does not include the amount attributable to accrued but unpaid qualified stated interest, which will be taxable as interest income to the extent not previously included in income. Except to the extent described above under “*Short-Term Notes*” or attributable to changes in exchange rates (as discussed below), gain or loss recognized on the sale, exchange or other disposition of a Note will be U.S.-source capital gain or loss and will be long-term capital gain or loss if the U.S. Holder’s holding period in the Notes exceeds one year. Because gain on the disposition of a Note is generally treated as U.S. source, the use of foreign tax credits relating to any Indian income tax imposed upon such gain (as discussed in “*Taxation—Indian Taxation—Taxation on gains arising from disposal of Notes*”) may be limited. Prospective investors should consult their own tax advisers with respect to the treatment of capital gains (which may be taxed at lower rates than ordinary income for taxpayers who are individuals, trusts or estates that hold the Notes for more than one year) and capital losses (the deductibility of which is subject to limitations).

### *Foreign Currency Notes*

#### Interest

If a qualified stated interest payment is denominated in, or determined by reference to, a foreign currency, the amount of income recognized by a cash basis U.S. Holder will be the U.S. dollar value of the interest payment, based on the exchange rate in effect on the date of receipt, regardless of whether the payment is in fact converted into U.S. dollars.

An accrual basis U.S. Holder may determine the amount of income recognized with respect to an interest payment denominated in, or determined by reference to, a foreign currency in accordance with either of two methods. Under the first method, the amount of income accrued will be based on the average exchange rate in effect during the interest accrual period (or, in the case of an accrual period that spans two taxable years of a U.S. Holder, the part of the period within the taxable year). Under the second method, the U.S. Holder may elect to determine the amount of income accrued on the basis of the exchange rate in effect on the last day of the accrual period (or, in the case of an accrual period that spans two taxable years, the exchange rate in effect on the last day of the part of the period within the taxable year). Additionally, if a payment of interest is actually received within five business days of the last day of the accrual period, an electing accrual basis U.S. Holder may instead translate the accrued interest into U.S. dollars at the exchange rate in effect on the day of actual receipt. Any such election will apply to all debt instruments held by the U.S. Holder at the beginning of the first taxable year to which the election applies or thereafter acquired by the U.S. Holder, and will be irrevocable without the consent of the IRS.



Upon receipt of an interest payment (including a payment attributable to accrued but unpaid interest upon the sale, exchange or other disposition of a Note) denominated in, or determined by reference to, a foreign currency, the U.S. Holder will generally recognize U.S.-source exchange gain or loss (taxable as ordinary income or loss) equal to the difference between the amount received (translated into U.S. dollars at the spot rate on the date of receipt) and the amount previously accrued, regardless of whether the payment is in fact converted into U.S. dollars.

### OID

OID for each accrual period on a Discount Note that is denominated in, or determined by reference to, a foreign currency, will be determined in the foreign currency and then translated into U.S. dollars in the same manner as stated interest accrued by an accrual basis U.S. Holder, as described above. Upon receipt of an amount attributable to OID (whether in connection with a payment on the Note or a sale, exchange or other disposition of the Note), a U.S. Holder may recognize U.S.-source exchange gain or loss (taxable as ordinary income or loss) equal to the difference between the amount received (translated into U.S. dollars at the spot rate on the date of receipt) and the amount previously accrued, regardless of whether the payment is in fact converted into U.S. dollars.

### Sale or Retirement

As discussed above under “*Sale, Exchange or other Disposition*”, a U.S. Holder will generally recognize gain or loss on the sale or retirement of a Note equal to the difference between the amount realized on the sale or retirement and its tax basis in the Note. A U.S. Holder’s tax basis in a Note that is denominated in a foreign currency will be determined by reference to the U.S. dollar cost of the Note. The amount realized on a sale or retirement for an amount in foreign currency will be the U.S. dollar value of this amount. If the Notes are traded on an established securities market, as defined in the applicable U.S. Treasury regulations, the amount realized will be, in the case of a cash basis U.S. Holder (or an accrual basis U.S. Holder that so elects), determined using the spot rate on the settlement date for the purchase. Such an election by an accrual basis U.S. Holder must be applied consistently from year to year and cannot be revoked without the consent of the IRS.

A U.S. Holder will recognize U.S.-source exchange rate gain or loss (taxable as ordinary income or loss) on the sale or retirement of a Note equal to the difference, if any, between the U.S. dollar values of the U.S. Holder’s purchase price for the Note (or, if less, the principal amount of the Note) (i) on the date of sale or retirement and (ii) the date on which the U.S. Holder acquired the Note. Any such exchange rate gain or loss will be realized only to the extent of total gain or loss realized on the sale or retirement (including any exchange gain or loss with respect to the receipt of accrued but unpaid interest). An accrual basis U.S. Holder that does not elect to determine its amount realized using the spot rate on the settlement date of the sale or retirement will also recognize U.S. source exchange rate gain or loss on the difference between the U.S. dollar amount realized and the U.S. dollar value of the foreign currency on the date of receipt.

### Disposition of Foreign Currency

Foreign currency received as interest on a Note or on the sale or retirement of a Note will have a tax basis equal to its U.S. dollar value at the time the foreign currency is received. Foreign currency that is purchased will generally have a tax basis equal to the U.S. dollar value of the foreign currency on the date of purchase. Any gain or loss recognized on a sale or other disposition of a foreign currency (including its use to purchase Notes or upon exchange for U.S. dollars) will be U.S.-source ordinary income or loss.

### **Base Rate Change**

It is possible that a change in the interest rate benchmark referenced by a Floating Rate Note from the Original Reference Rate to an Alternative Rate or a Successor Rate (a **Base Rate Change**) will be treated as a deemed exchange of the existing note for a new note, which may be taxable to U.S. Holders, or will affect the calculation of OID. U.S. Holders should consult with their own tax advisers regarding the potential consequences of a Base Rate Change.

Recently released proposed Treasury regulations describe circumstances under which a Base Rate Change (or related adjustments to the interest rate) would not be treated as a deemed exchange and would not affect the calculation of OID or the determination of whether Floating Rate Notes qualify as “variable rate debt instruments”, provided certain conditions are met. Although it cannot be determined at this time whether the final Treasury regulations on this issue will contain the same standards as the proposed Treasury regulations, taxpayers may rely on the proposed Treasury regulations until the final Treasury regulations adopting such rules are published in the Federal Register.

### ***Taxation of Non-U.S. Holders of the Notes***

Subject to the discussion under “*Backup Withholding and Information Reporting*”, “*Foreign Account Tax Compliance Act*” and “*U.S. Dividend Equivalent Withholding*” below, a Non-U.S. Holder generally should not be subject to U.S. federal income or withholding tax on any payments on a Note or gain from the sale, exchange or other disposition of a Note unless: (i) that payment or gain is effectively connected with the conduct by that Non-U.S. Holder of a trade or business within the United States; or (ii) in the case of any gain realized on the sale, exchange or other disposition of a Note by an individual Non-U.S. Holder, that holder is present in the United States for 183 days or more in the taxable year of the sale, exchange or other disposition and certain other conditions are met. Non-U.S. Holders should consult their own tax advisers regarding the U.S. federal income and other tax consequences of purchasing, owning and disposing of Notes.

### ***IRS Disclosure Reporting Requirements***

Certain U.S. Treasury regulations (the **Disclosure Regulations**) meant to require the reporting of certain tax shelter transactions (**Reportable Transactions**) could be interpreted to cover transactions generally not regarded as tax shelters. Under the Disclosure Regulations, it may be possible that certain transactions with respect to the Notes may be characterised as Reportable Transactions requiring a U.S. Holder of Notes to disclose such transaction, such as a sale, exchange, retirement or other taxable disposition of a Note that results in a loss that exceeds certain thresholds and other specified conditions are met. A penalty in the amount of U.S.\$10,000 in the case of a natural person and U.S.\$50,000 in all other cases is generally imposed on any taxpayer that fails to timely file an information return with the IRS with respect to a transaction resulting in a loss that is treated as a reportable transaction. Accordingly, if a U.S. Holder realises a loss on any Note (or, possibly, aggregate losses from the Notes) satisfying the monetary thresholds discussed above, the U.S. Holder could be required to file an information return with the IRS, and failure to do so may subject the U.S. Holder to the penalties described above. In addition, the Issuer and its advisers may also be required to disclose the transaction to the IRS, and to maintain a list of U.S. Holders, and to furnish this list and certain other information to the IRS upon written request. Prospective investors in the Notes should consult their tax advisers to determine the tax return obligations, if any, with respect to an investment in the Notes, including any requirement to file IRS Form 8886 (Reportable Transaction Statement).

### ***Backup Withholding and Information Reporting***

Backup withholding and information reporting requirements may apply to certain payments on the Notes and proceeds of the sale, exchange or other disposition of the Notes to U.S. Holders. A U.S. Holder may be subject to backup withholding if it fails to furnish (usually on IRS Form W-9) the U.S. Holder’s taxpayer identification number to certify that such U.S. Holder is not subject to backup

withholding, or to otherwise comply with the applicable requirements of the backup withholding rules. Certain U.S. Holders are not subject to the backup withholding and information reporting requirements. Non-U.S. Holders may be required to comply with applicable certification procedures (usually on IRS Form W-8BEN or W-8BEN-E) to establish that they are not U.S. Holders in order to avoid the application of such information reporting requirements and backup withholding. Backup withholding is not an additional tax. Any amounts withheld under the backup withholding rules from a payment to a U.S. Holder generally may be claimed as a credit against such U.S. Holder's U.S. federal income tax liability or refunded, provided that the required information is timely furnished to the IRS. Prospective investors in the Notes should consult their own tax advisers as to their qualification for exemption from backup withholding and the procedure for obtaining an exemption.

### ***Foreign Financial Asset Reporting***

Certain U.S. Holders that own "specified foreign financial assets" that meet certain U.S. dollar thresholds generally are required to file an information report with respect to such assets with their tax returns. The Notes generally will constitute specified foreign financial assets subject to these reporting requirements unless the Notes are held in an account at certain financial institutions. U.S. Holders are urged to consult their tax advisers regarding the application of these disclosure requirements to their ownership of the Notes.

**THE U.S. FEDERAL INCOME TAX DISCUSSION SET FORTH ABOVE IS INCLUDED FOR GENERAL INFORMATION ONLY AND MAY NOT BE APPLICABLE DEPENDING UPON A HOLDER'S PARTICULAR SITUATION. PROSPECTIVE INVESTORS IN THE NOTES SHOULD CONSULT THEIR OWN TAX ADVISERS WITH RESPECT TO THE TAX CONSEQUENCES TO THEM OF THE PURCHASE, OWNERSHIP AND DISPOSITION OF THE NOTES, INCLUDING THE TAX CONSEQUENCES UNDER STATE, LOCAL, NON-U.S. AND OTHER TAX LAWS AND THE POSSIBLE EFFECTS OF CHANGES IN FEDERAL OR OTHER TAX LAWS.**

### ***U.S. Dividend Equivalent Withholding***

Section 871(m) of the Code treats a "dividend equivalent" payment as a dividend from sources within the United States. Under Section 871(m), such payments generally will be subject to a 30 per cent. U.S. withholding tax that may be reduced by an applicable tax treaty, eligible for credit against other U.S. tax liabilities or refunded, provided that the beneficial owner timely claims a credit or refund from the IRS. A "dividend equivalent" payment is (i) a substitute dividend payment made pursuant to a securities lending or a sale-repurchase transaction that (directly or indirectly) is contingent upon, or determined by reference to, the payment of a dividend from sources within the United States, (ii) a payment made pursuant to a "specified notional principal contract" that (directly or indirectly) is contingent upon, or determined by reference to, the payment of a dividend from sources within the United States, and (iii) any other payment determined by the IRS to be substantially similar to a payment described in (i) or (ii) above. U.S. Treasury regulations issued under Section 871(m) and applicable guidance (the **Section 871(m) Regulations**) require withholding on certain non-U.S. holders of the Notes with respect to amounts treated as attributable to dividends from certain U.S. securities (**871(m) Withholding**). Under the Section 871(m) Regulations, only a Note that has an expected economic return sufficiently similar to that of the underlying U.S. security, based on tests set forth in the Section 871(m) Regulations, will be subject to the Section 871(m) Withholding regime (making such Note a **Specified Note**). The Section 871(m) Regulations provide certain exceptions to this withholding requirement, in particular for instruments linked to certain broad-based indices.

Withholding in respect of dividend equivalents will generally be required when cash payments are made on a Specified Note to a holder on the date of maturity, lapse or other disposition by the holder of the Specified Note. If the underlying or referenced U.S. security or securities are treated as paying dividends during the term of the Specified Note, withholding generally will still be required even if

the Specified Note does not provide for payments explicitly linked to such dividends. Additionally, the Issuer may withhold the full 30 per cent. tax on any payment on the Notes in respect of any dividend equivalent arising with respect to such Notes regardless of any exemption from, or reduction in, such withholding otherwise available under applicable law (including, for the avoidance of doubt, where a non-U.S. Noteholder is eligible for a reduced tax rate under an applicable tax treaty with the United States). A holder may be able to claim a refund of any excess withholding provided the required information is timely furnished to the IRS.

While a payment with respect to a Note could be subject to U.S. withholding tax under both FATCA (as discussed below) and as a result of being treated as a dividend equivalent payment, the maximum rate of U.S. withholding tax on such payment would not exceed 30 per cent.

The Section 871(m) Regulations generally apply to Specified Notes issued on or after January 1, 2017. However, the Section 871(m) Regulations will not apply to certain financial instruments issued prior to January 1, 2023 if such financial instruments are not “delta one” transactions. If the terms of a Note are subject to a “significant modification” (as defined for U.S. tax purposes), the Note generally would be treated as retired and reissued on the date of such modification for purposes of determining, based on economic conditions in effect at that time, whether such Note is a Specified Note. Similarly, if additional Notes of the same series are issued (or deemed issued for U.S. tax purposes, such as certain sales of Notes out of inventory) after the original issue date, the IRS could treat the issue date for determining whether the existing Notes are Specified Notes as the date of such subsequent sale or issuance. Consequently, a previously out of scope Note, might be treated as a Specified Note following such modification or further issuance.

In addition, payments on the Specified Notes may be calculated by reference to dividends on underlying U.S. securities that are reinvested at a rate of 70 per cent. In such case, in calculating the relevant payment amount, the holder will be deemed to receive, and the Issuer will be deemed to withhold, 30 per cent. of any dividend equivalent payments (as defined in Section 871(m) of the Code) in respect of the relevant U.S. securities. The Issuer will not pay any additional amounts to the holder on account of the Section 871(m) amount deemed withheld.

The applicable Pricing Supplement will indicate whether the Issuer has determined that Notes are Specified Notes and may specify contact details for obtaining additional information regarding the application of Section 871(m) to Notes. If Notes are Specified Notes, a holder of the Notes should expect to be subject to withholding in respect of any dividend equivalent payments on such Notes. The Issuer’s determination generally is binding on holders of the Notes, but it is not binding on the IRS. The Section 871(m) Regulations require complex calculations to be made with respect to Notes linked to U.S. securities and their application to a specific issue of Notes may be uncertain. In the event that any withholding would be required pursuant to Section 871(m) with respect to payments on the Notes, no person will be required to pay any additional amounts with respect to amounts so withheld.

**Prospective investors should consult their tax advisers regarding the potential application of Section 871(m) to the Notes.**

### **Foreign Account Tax Compliance Act**

Pursuant to certain provisions of the Code, commonly known as FATCA, withholding may be required on, among other things, (i) certain payments made by “foreign financial institutions” (**foreign passthru payments**) and (ii) dividend equivalent payments (as described above in “*U.S. Dividend Equivalent Withholding*”), in each case, to persons that fail to meet certain certification, reporting, or related requirements. The Issuer may be a foreign financial institution for these purposes. A number of jurisdictions (including India) have entered into, or have agreed in substance to, intergovernmental agreements with the United States to implement FATCA (**IGAs**), which modify

the way in which FATCA applies in their jurisdictions. Under the provisions of IGAs as currently in effect, a foreign financial institution in an IGA jurisdiction would generally not be required to withhold under FATCA or an IGA from payments that it makes.

Certain aspects of the application of the FATCA provisions and IGAs to instruments such as the Notes, including whether withholding would ever be required pursuant to FATCA or an IGA with respect to foreign passthru payments, are uncertain and may be subject to change. If withholding would be required pursuant to FATCA or an IGA with respect to foreign passthru payments, such withholding would not apply prior to the date that is two years after the date on which final regulations defining foreign passthru payments are published in the U.S. Federal Register. Additionally, Notes characterised as debt (or which are not otherwise characterised as equity and have a fixed term) for U.S. federal tax purposes that are issued on or before the relevant grandfathering date would be “grandfathered” for purposes of FATCA withholding unless materially modified after such date. The grandfathering date for (A) Notes that give rise solely to foreign passthru payments, is the date that is six months after the date on which final U.S. Treasury regulations defining the term foreign passthru payment are filed with the Federal Register, and (B) Notes that give rise to a dividend equivalent pursuant to Section 871(m) of the Code and the U.S. Treasury regulations promulgated thereunder, is six months after the date on which obligations of its type are first treated as giving rise to dividend equivalents. If additional notes (as described under “*Terms and Conditions of the Notes—Further Issues*”) that are not distinguishable from such previously issued grandfathered Notes are issued after the expiration of the grandfathering period and are subject to withholding under FATCA, then withholding agents may treat all Notes, including the Notes offered prior to the expiration of the grandfathering period, as subject to withholding under FATCA. Holders should consult their own tax advisers regarding how these rules may apply to their investment in the Notes. In the event any withholding would be required pursuant to FATCA or an IGA with respect to payments on the Notes, no person will be required to pay additional amounts as a result of the withholding.

## TRANSFER RESTRICTIONS

*As a result of the following restrictions, purchasers of Notes in the United States are advised to consult legal counsel prior to making any purchase, offer, sale, resale or other transfer of such Notes.*

Each purchaser of Registered Notes (other than a person purchasing an interest in a Registered Global Note with a view to holding it in the form of an interest in the same Global Note) or person wishing to transfer an interest from one Registered Global Note to another or from global to definitive form or vice versa, will be required to acknowledge, represent and agree, and each person purchasing an interest in a Registered Global Note with a view to holding it in the form of an interest in the same Global Note will be deemed to have acknowledged, represented and agreed, as follows (terms used in this paragraph that are defined in Rule 144A or in Regulation S are used herein as defined therein):

- (a) that either: (i) it is a QIB, purchasing (or holding) the Notes for its own account or for the account of one or more QIBs and it is aware that any sale to it is being made in reliance on Rule 144A or (ii) it is an Institutional Accredited Investor which has delivered an IAI Investment Letter or (c) it is outside the United States and, if Category 2 is specified in the applicable Pricing Supplement, is not a U.S. person;
- (b) that the Notes are being offered and sold in a transaction not involving a public offering in the United States within the meaning of the Securities Act, and that the Notes have not been and will not be registered under the Securities Act or any other applicable U.S. State securities laws and may not be offered or sold within the United States or, if Category 2 is specified in the applicable Pricing Supplement, to, or for the account or benefit of, U.S. persons except as set forth below;
- (c) that, unless it holds an interest in a Regulation S Global Note and is a person located outside the United States and, if Category 2 is specified in the applicable Pricing Supplement, is not a U.S. person, if in the future it decides to resell, pledge or otherwise transfer the Notes or any beneficial interests in the Notes, it will do so, prior to the date which is one year after the later of the last Issue Date for the Series and the last date on which the Issuer or an affiliate of the Issuer was the owner of such Notes, only (i) to the Issuer or any affiliate thereof, (ii) inside the United States to a person whom the seller reasonably believes is a QIB purchasing for its own account or for the account of a QIB in a transaction meeting the requirements of Rule 144A, (iii) outside the United States in compliance with Rule 903 or Rule 904 under the Securities Act, (iv) pursuant to the exemption from registration provided by Rule 144 under the Securities Act (if available) or (v) pursuant to an effective registration statement under the Securities Act, in each case in accordance with all applicable U.S. State securities laws;
- (d) it will, and will require each subsequent holder to, notify any purchaser of the Notes from it of the resale restrictions referred to in paragraph (c) above, if then applicable;
- (e) that Notes initially offered in the United States to QIBs will be represented by one or more Rule 144A Global Notes, that Notes offered to Institutional Accredited Investors will be in the form of Definitive IAI Registered Notes and that Notes offered outside the United States in reliance on Regulation S will be represented by one or more Regulation S Global Notes;
- (f) that the Notes in registered form, other than the Regulation S Global Notes, will bear a legend to the following effect unless otherwise agreed to by the Issuer:

“THIS SECURITY HAS NOT BEEN AND WILL NOT BE REGISTERED UNDER THE U.S. SECURITIES ACT OF 1933, AS AMENDED (THE **SECURITIES ACT**), OR ANY OTHER APPLICABLE U.S. STATE SECURITIES LAWS MAY NOT BE OFFERED OR

SOLD WITHIN THE UNITED STATES OR, IF CATEGORY 2 IS SPECIFIED IN THE APPLICABLE PRICING SUPPLEMENT, TO, OR FOR THE ACCOUNT OR BENEFIT OF, U.S. PERSONS EXCEPT AS SET FORTH IN THE FOLLOWING SENTENCE. BY ITS ACQUISITION HEREOF, THE HOLDER (A) REPRESENTS THAT (1) IT IS A “QUALIFIED INSTITUTIONAL BUYER” (AS DEFINED IN RULE 144A UNDER THE SECURITIES ACT), PURCHASING THE SECURITIES FOR ITS OWN ACCOUNT OR FOR THE ACCOUNT OF ONE OR MORE QUALIFIED INSTITUTIONAL BUYERS OR (2) IT IS AN INSTITUTIONAL “ACCREDITED INVESTOR” (AS DEFINED IN RULE 501(a)(1), (2), (3) OR (7) UNDER THE SECURITIES ACT) (AN **INSTITUTIONAL ACCREDITED INVESTOR**) IN A MINIMUM PRINCIPAL AMOUNT OF U.S.\$500,000 (OR THE EQUIVALENT AMOUNT IN A FOREIGN CURRENCY); (B) AGREES THAT IT WILL NOT RESELL OR OTHERWISE TRANSFER THE SECURITIES EXCEPT IN ACCORDANCE WITH THE AGENCY AGREEMENT AND, PRIOR TO THE DATE WHICH IS ONE YEAR AFTER THE LATER OF THE LAST ISSUE DATE FOR THE SERIES AND THE LAST DATE ON WHICH THE ISSUER OR AN AFFILIATE OF THE ISSUER WAS THE OWNER OF SUCH SECURITIES OTHER THAN (1) TO THE ISSUER OR ANY AFFILIATE THEREOF, (2) INSIDE THE UNITED STATES TO A PERSON WHOM THE SELLER REASONABLY BELIEVES IS (i) A QUALIFIED INSTITUTIONAL BUYER WITHIN THE MEANING OF RULE 144A UNDER THE SECURITIES ACT PURCHASING FOR ITS OWN ACCOUNT OR FOR THE ACCOUNT OF A QUALIFIED INSTITUTIONAL BUYER IN A TRANSACTION MEETING THE REQUIREMENTS OF RULE 144A OR (ii) AN INSTITUTIONAL ACCREDITED INVESTOR PURCHASING FOR ITS OWN ACCOUNT OR FOR THE ACCOUNT OF AN INSTITUTIONAL ACCREDITED INVESTOR, (3) OUTSIDE THE UNITED STATES IN COMPLIANCE WITH RULE 903 OR RULE 904 UNDER THE SECURITIES ACT, (4) PURSUANT TO THE EXEMPTION FROM REGISTRATION PROVIDED BY RULE 144 UNDER THE SECURITIES ACT (IF AVAILABLE) OR (5) PURSUANT TO AN EFFECTIVE REGISTRATION STATEMENT UNDER THE SECURITIES ACT, IN EACH CASE IN ACCORDANCE WITH ALL APPLICABLE SECURITIES LAWS OF THE STATES OF THE UNITED STATES AND ANY OTHER JURISDICTION; AND (C) IT AGREES THAT IT WILL DELIVER TO EACH PERSON TO WHOM THIS SECURITY IS TRANSFERRED A NOTICE SUBSTANTIALLY TO THE EFFECT OF THIS LEGEND. NO REPRESENTATION CAN BE MADE AS TO THE AVAILABILITY OF THE EXEMPTION PROVIDED BY RULE 144A FOR REALES OF THE SECURITY.

THIS SECURITY AND RELATED DOCUMENTATION (INCLUDING, WITHOUT LIMITATION, THE AGENCY AGREEMENT REFERRED TO HEREIN) MAY BE AMENDED OR SUPPLEMENTED FROM TIME TO TIME, WITHOUT THE CONSENT OF, BUT UPON NOTICE TO, THE HOLDERS OF SUCH SECURITIES SENT TO THEIR REGISTERED ADDRESSES, TO MODIFY THE RESTRICTIONS ON AND PROCEDURES FOR REALES AND OTHER TRANSFERS OF THIS SECURITY TO REFLECT ANY CHANGE IN APPLICABLE LAW OR REGULATION (OR THE INTERPRETATION THEREOF) OR IN PRACTICES RELATING TO REALES OR OTHER TRANSFERS OF RESTRICTED SECURITIES GENERALLY. THE HOLDER OF THIS SECURITY SHALL BE DEEMED, BY ITS ACCEPTANCE OR PURCHASE HEREOF, TO HAVE AGREED TO ANY SUCH AMENDMENT OR SUPPLEMENT (EACH OF WHICH SHALL BE CONCLUSIVE AND BINDING ON THE HOLDER HEREOF AND ALL FUTURE HOLDERS OF THIS SECURITY AND ANY SECURITIES ISSUED IN EXCHANGE OR SUBSTITUTION THEREFOR, WHETHER OR NOT ANY NOTATION THEREOF IS MADE HEREON).”; and

- (g) that the Issuer and others will rely upon the truth and accuracy of the foregoing acknowledgements, representations and agreements and agrees that if any of such

acknowledgements, representations or agreements made by it are no longer accurate, it shall promptly notify the Issuer; and if it is acquiring any Notes as a fiduciary or agent for one or more accounts it represents that it has sole investment discretion with respect to each such account and that it has full power to make, and does make, the foregoing acknowledgements, representations and agreements on behalf of each such account.

Institutional Accredited Investors who purchase Registered Notes in definitive form offered and sold in the United States in reliance upon the exemption from registration provided by the Securities Act are required to execute and deliver to the Registrar an IAI Investment Letter. Upon execution and delivery of an IAI Investment Letter by an Institutional Accredited Investor, Notes will be issued in definitive registered form, see “*Form of the Notes*”.

The IAI Investment Letter will state, among other things, the following:

- (a) that the Institutional Accredited Investor has received a copy of this Offering Circular and such other information as it deems necessary in order to make its investment decision;
- (b) that the Institutional Accredited Investor understands that any subsequent transfer of the Notes is subject to certain restrictions and conditions set forth in this Offering Circular and the Notes and it agrees to be bound by, and not to resell, pledge or otherwise transfer the Notes except in compliance with, such restrictions and conditions and the Securities Act;
- (c) that the Institutional Accredited Investor understands that the offer and sale of the Notes have not been registered under the Securities Act, and that the Notes may not be offered or sold except as permitted in the following sentence: The Institutional Accredited Investor agrees, on its own behalf and on behalf of any accounts for which it is acting, not to offer, sell or otherwise transfer such Notes except (A) to the Issuer or any affiliate thereof, (B) inside the United States to a person whom it reasonably believes is a qualified institutional buyer within the meaning of Rule 144A under the Securities Act purchasing for its own account or for the account of a qualified institutional buyer in a transaction which meets the requirements of Rule 144A, (C) to another Institutional Accredited Investor that, prior to such transfer, furnishes to the Issuer a signed letter containing certain representations and agreements relating to the transfer of the Notes, (D) outside the United States in compliance with Rule 903 or Rule 904 under the Securities Act, (E) pursuant to an effective registration statement under the Securities Act or (F) pursuant to any other available exemption from the registration requirements of the Securities Act, in each case, in accordance with any applicable securities laws of any State of the United States or any other jurisdiction; the Institutional Accredited Investor understands that, on any proposed resale of any Notes, it and each subsequent holder will be required to deliver to the transferee of the Notes or any interest or participation therein a notice substantially to the foregoing effect;
- (d) that the Institutional Accredited Investor understands that, on any proposed resale of any Notes, it will be required to furnish to the Issuer such certifications, legal opinions, and other information (including a letter from any purchaser who is an Institutional Accredited Investor) as it may reasonably require to confirm that the proposed sale complies with the foregoing restrictions; the Institutional Accredited Investor further understands that the Notes purchased by it will bear a legend to substantially the foregoing effect;
- (e) that, in the normal course of business, the Institutional Accredited Investor invests in or purchase securities similar to the Notes, that it is an “accredited investor” within the meaning of Rule 501(a)(1), (2), (3) or (7) under the Securities Act and have such knowledge and experience in financial and business matters as to be capable of evaluating the merits and risks of its investment in the Notes, and that it and any accounts for which it is acting is each able to bear the economic risk of its investment;



- (f) that the Institutional Accredited Investor is acquiring the Notes purchased by it for its own account or for one or more accounts (each of which is an Institutional Accredited Investor) as to each of which it exercises sole investment discretion and not with a view to any distribution of the Notes in a transaction that would violate the Securities Act or the Securities laws of any State of the United States or any other applicable jurisdiction; and
- (g) that the Institutional Accredited Investor is acquiring Notes having a minimum purchase price of at least U.S.\$500,000 (or the approximate equivalent in another currency).

No sale of Legended Notes in the United States to any one purchaser will be for less than U.S.\$200,000 (or its foreign currency equivalent) principal amount or, in the case of sales to Institutional Accredited Investors, U.S.\$500,000 (or its foreign currency equivalent) principal amount and no Legended Note will be issued in connection with such a sale in a smaller principal amount. If the purchaser is a non-bank fiduciary acting on behalf of others, each person for whom it is acting must purchase at least U.S.\$200,000 (or its foreign currency equivalent) or, in the case of sales to Institutional Accredited Investors, U.S.\$500,000 (or its foreign currency equivalent) principal amount of Registered Notes.

## SUBSCRIPTION AND SALE

The Dealers have, in an amended and restated programme agreement dated October 22, 2018, as supplemented by the first supplemental programme agreement dated February 20, 2020, and as further amended, restated and/or supplemented from time to time (the **Programme Agreement**), agreed with us a basis upon which it may from time to time agree to purchase Notes. Any such agreement will extend to those matters stated under “*Form of the Notes*” and “*Terms and Conditions of the Notes*”. In the Programme Agreement, we have agreed to reimburse the Dealers for certain of their expenses in connection with the update of the Programme and the issue of Notes under the Programme and to indemnify the Dealers against certain liabilities incurred by them in connection therewith. The Programme Agreement entitles the Dealers to terminate any agreement that they make to subscribe Notes in certain circumstances prior to payment for such Notes being made to us.

In order to facilitate the offering of any Tranche of the Notes, a nominated Dealer participating in the offering of the Tranche may engage in transactions that stabilise, maintain or otherwise affect the price of the relevant Notes, which support the market price of the relevant Notes during and after the offering of the Tranche. Specifically, such persons may over-allot or create a short position in the Notes for their own account by selling more Notes than have been sold to them by us. Such persons may also elect to cover any such short position by purchasing Notes in the open market. In addition, such persons may stabilise or maintain the price of the Notes by bidding for or purchasing Notes in the open market and may impose penalty bids, under which selling concessions allowed to syndicate members or other broker-dealers participating in the offering of the Notes are reclaimed if Notes previously distributed in the offering are repurchased in connection with stabilisation transactions or otherwise. The effect of these transactions may be to stabilise or maintain the market price of the Notes at a level higher than that which might otherwise prevail in the open market. The imposition of a penalty bid may also affect the price of the Notes to the extent that it discourages resales thereof. No representation is made as to the magnitude or effect of any such stabilising or other transactions. Such transactions, if commenced, may be discontinued at any time, and must be brought to an end after a limited period. Under U.K. laws and regulations stabilising activities may only be carried on by the Stabilisation Manager (or any person acting for the Stabilisation Manager) named in the applicable Pricing Supplement and only for a period of 30 days following the Issue Date of the relevant Tranche of Notes.

The Dealers and their affiliates may engage in investment or commercial banking and other dealings in the ordinary course of business with our Company or our affiliates from time to time and may receive fees and commissions for these transactions. In addition to the transactions noted above, the Dealers and their affiliates may, from time to time after completion of the offering of Notes, engage in other transactions with, and perform services for, our Company or our affiliates in the ordinary course of their business. The Dealers or their affiliates may also purchase Notes for asset management and/or proprietary purposes but not with a view to distribution or may hold the Notes on behalf of clients or in the capacity of investment advisers. While the Dealers and their affiliates have policies and procedures to deal with conflicts of interests, any such transactions may cause the Dealers or their affiliates or their clients or counterparties to have economic interests and incentives which may conflict with those of an investor in the Notes. The Dealers may receive returns on such transactions and have no obligation to take, refrain from taking or cease taking any action with respect to any such transactions based on the potential effect on a prospective investor in the Notes. Further, the Dealers and their affiliates are full service financial institutions engaged in various activities which may include securities trading, commercial and investment banking, financial advice, investment management, principal investment, hedging, financing and brokerage activities. The Dealers may have engaged in, and may in the future engage in, investment banking and other commercial dealings in the ordinary course of business with our Company or our subsidiaries, jointly controlled entities or associated companies from time to time. In the ordinary course of their various business activities, the

Dealers and their affiliates may make or hold (on their own account, on behalf of clients or in their capacity of investment advisers) a broad array of investments and actively trade debt and equity securities (or related derivative securities) and financial instruments (including bank loans) for their own account and for the accounts of their customers and may at any time hold long and short positions in such securities and instruments and enter into other transactions, including credit derivatives (such as asset swaps, repackaging and credit default swaps) in relation thereto. Such transactions, investments and securities activities may involve securities and instruments of our Company or our subsidiaries, jointly controlled entities or associated companies, including Notes issued under the Programme, may be entered into at the same time or proximate to offers and sales of Notes or at other times in the secondary market and be carried out with counterparties that are also purchasers, holders or sellers of Notes. Notes issued under the Programme may be purchased by or be allocated to any Dealer or an affiliate for asset management and/or proprietary purposes but not with a view to distribution.

## United States

Each Dealer has represented and agreed and each further Dealer appointed under the Programme will be required to represent and agree that:

- (a) the Notes have not been and will not be registered under the Securities Act or the securities laws of any state or other jurisdiction of the United States, and may not be offered or sold within the United States (or, in certain circumstances, to, or for the account or benefit of, U.S. persons) except in certain transactions exempt from or not subject to, the registration requirements of the Securities Act;
- (b) the Notes in bearer form are subject to U.S. tax law requirements and may not be offered, sold or delivered within the United States or its possessions or to a United States person, except in certain transactions permitted by U.S. Treasury regulations. Notes will be issued in accordance with the provisions of U.S. Treasury Regulation §1.163-5(c)(2)(i)(D) (or any successor rules in substantially the same form that are applicable for purposes of Section 4701 of the U.S. Internal Revenue Code of 1986, as amended (the **Code**)) (**TEFRA D**), unless the relevant Pricing Supplement specifies that Notes will be issued in accordance with the provision of U.S. Treasury Regulation §1.163-5(c)(2)(i)(C) (or any successor rules in substantially the same form that are applicable for purposes of Section 4701 of the Code) (**TEFRA C**) or in circumstances in which the Notes will not constitute “registration required obligations” under the United States Tax Equity and Fiscal Responsibility Act of 1982 (**TEFRA**), which circumstances will be referred to in the applicable Pricing Supplement as a transaction to which TEFRA is not applicable. Terms used in this paragraph have the meanings given to them by the Code and Treasury regulations promulgated thereunder;
- (c) in connection with any Notes which are offered or sold outside the United States in reliance on an exemption from the registration requirements of the Securities Act provided under Category 2 of Regulation S (**Category 2 Notes**), each Dealer has represented and agreed, and each further Dealer appointed under the Programme will be required to represent and agree, that it will not offer, sell or deliver such Category 2 Notes (i) as part of their distribution at any time or (ii) otherwise until 40 days after the completion of the distribution, as determined and certified by the relevant Dealer or, in the case of an issue of Notes on a syndicated basis, the relevant lead manager, of all Notes of the Tranche of which such Category 2 Notes are a part, within the United States or to, or for the account or benefit of, U.S. persons except in accordance with Regulation S of the Securities Act. Each Dealer has further agreed, and each further Dealer appointed under the Programme will be required to agree, that it will send to each dealer to which it sells any Category 2 Notes during the distribution compliance period (as defined in Regulation S) a confirmation or other notice setting forth the restrictions on

offers and sales of the Category 2 Notes within the United States or to, or for the account or benefit of, U.S. persons;

- (d) accordingly, if Category 1 is specified in the Pricing Supplement, the Notes are being offered and sold only outside the United States in offshore transaction in reliance on, and in compliance with, Regulation S; and
- (e) until 40 days after the commencement of the offering of any Series of Notes, an offer or sale of such Notes within the United States by any dealer (whether or not participating in the offering) may violate the registration requirements of the Securities Act if such offer or sale is made otherwise than in accordance with an available exemption from registration under the Securities Act.

Terms used in paragraphs (a) to (e) above have the meanings given to them by Regulation S.

Notwithstanding anything above to the contrary, it is understood that Registered Notes may be offered and sold pursuant to a private placement in the United States, and in connection therewith each Dealer has represented and agreed and each further Dealer appointed under the Programme will be required to represent and agree that:

- (i) offers, sales, resales and other transfers of Notes made in the United States made or approved by a Dealer (including offers, resales or other transfers made or approved by a Dealer in connection with secondary trading) shall be made with respect to Registered Notes only and shall be effected pursuant to an exemption from the registration requirements of the Securities Act;
- (ii) offers, sales, resales and other transfers of Notes made in the United States will be made only in private transactions to (1) a limited number of institutional investors that are accredited investors (as defined in Rule 501(a) (1), (2), (3) and (7) under the Securities Act each such institutional investor being hereinafter referred to as an **accredited investor**) that has executed and delivered to a Dealer an IAI Investment Letter, or (2) institutional investors that are reasonably believed to qualify as qualified institutional buyers within the meaning of Rule 144A (each such institutional investor being hereinafter referred to as a **QIB**);
- (iii) the Notes will be offered in the United States only by approaching prospective purchasers on an individual basis. No general solicitation or general advertising within the meaning of Rule 502(c) under the Securities Act will be used in connection with the offering of the Notes in the United States;
- (iv) no sale of Notes in the United States to (1) any one accredited investor will be for less than U.S.\$500,000 principal amount and (2) any one QIB will be for less than U.S.\$200,000 principal amount or (in each case) its equivalent rounded upwards and no Note will be issued in connection with such a sale in a smaller principal amount. If such purchaser is a non-bank fiduciary acting on behalf of others, each person for whom it is acting must purchase at least U.S.\$500,000 (in the case of (1) above) or U.S.\$200,000 (in the case of (2) above) principal amount of the Notes; and
- (v) each Note sold as a part of a private placement in the United States and each Regulation S Global Note shall contain a legend in substantially the form set out on the face of such Note in the Agency Agreement.

Our Company has represented and agreed that any resale or other transfer, or attempted resale or other transfer of Notes sold as part of a private placement in the United States made other than in

compliance with the restrictions set out in paragraphs (i) to (v) above shall not be recognized by our Company or any agent of our Company and shall be void.

Each issuance of Index Linked Notes or Dual Currency Notes shall be subject to such additional U.S. selling restrictions as our Company and the relevant Dealer may agree as a term of the issuance and purchase of such Notes, which additional selling restrictions shall be set out in the applicable Pricing Supplement.

***Prohibition of sales to EEA and UK Retail Investors***

Unless the Pricing Supplement in respect of any Notes specifies “Prohibition of Sales to EEA and UK Retail Investors” as “Not Applicable”, each Dealer has represented and agreed, and each further Dealer appointed under the Programme will be required to represent and agree, that it has not offered, sold or otherwise made available and will not offer, sell or otherwise make available any Notes which are the subject of the offering contemplated by this Offering Circular as completed by the Pricing Supplement in relation thereto to any retail investor in the European Economic Area or in the United Kingdom. For the purposes of this provision:

- (a) the expression **retail investor** means a person who is one (or more) of the following:
  - (i) a retail client as defined in point (11) of Article 4(1) of Directive 2014/65/EU (as amended, **MiFID II**); or
  - (ii) a customer within the meaning of Directive (EU) 2016/97 (the **Insurance Distribution Directive**), where that customer would not qualify as a professional client as defined in point (10) of Article 4(1) of MiFID II; or
  - (iii) not a qualified investor as defined in Regulation (EU) 2017/1129 (the **Prospectus Regulation**); and
- (b) the expression an **offer** includes the communication in any form and by any means of sufficient information on the terms of the offer and the Notes to be offered so as to enable an investor to decide to purchase or subscribe the Notes.

If the Pricing Supplement in respect of any Notes specifies “Prohibition of Sales to EEA and UK Retail Investors” as “Not Applicable”, in relation to each Member State of the EEA and the United Kingdom (each, a **Relevant State**), each Dealer has represented and agreed, and each further Dealer appointed under the Programme will be required to represent and agree, that it has not made and will not make an offer of Notes which are the subject of the offering contemplated by this Offering Circular as completed by the final terms in relation thereto to the public in that Relevant State except that it may make an offer of such Notes to the public in that Relevant State:

- (a) if the final terms in relation to the Notes specify that an offer of those Notes may be made other than pursuant to Article 1(4) of the Prospectus Regulation in that Relevant State (a **Non-exempt Offer**), following the date of publication of a prospectus in relation to such Notes which has been approved by the competent authority in that Relevant State or, where appropriate, approved in another Relevant State and notified to the competent authority in that Relevant State, provided that any such prospectus has subsequently been completed by final terms contemplating such Non-exempt Offer, in accordance with the Prospectus Regulation, in the period beginning and ending on the dates specified in such prospectus or final terms, as applicable and our Company has consented in writing to its use for the purpose of that Non-exempt Offer;

- (b) at any time to any legal entity which is a qualified investor as defined in the Prospectus Regulation;
- (c) at any time to fewer than 150 natural or legal persons (other than qualified investors as defined in the Prospectus Regulation), subject to obtaining the prior consent of the relevant Dealer or Dealers nominated by our Company for any such offer; or
- (d) at any time in any other circumstances falling within Article 1(4) of the Prospectus Regulation,

provided that no such offer of Notes referred to in (b) to (d) above shall require us or any Dealer to publish a prospectus pursuant to Article 3 of the Prospectus Regulation or supplement a prospectus pursuant to Article 23 of the Prospectus Regulation.

For the purposes of this provision:

- (a) the expression an **offer of Notes to the public** in relation to any Notes in any Relevant State means the communication in any form and by any means of sufficient information on the terms of the offer and the Notes to be offered so as to enable an investor to decide to purchase or subscribe the Notes; and
- (b) the expression **Prospectus Regulation** means Regulation (EU) 2017/1129.

### **United Kingdom**

Each Dealer has represented and agreed, and each further Dealer appointed under the Programme will be required to represent and agree, that:

- (a) in relation to any Notes having a maturity of less than one year, (i) it is a person whose ordinary activities involve it in acquiring, holding, managing or disposing of investments (as principal or agent) for the purposes of its business and (ii) it has not offered or sold and will not offer or sell any Notes other than to persons whose ordinary activities involve them in acquiring, holding, managing or disposing of investments (as principal or as agent) for the purposes of their businesses or who it is reasonable to expect will acquire, hold, manage or dispose of investments (as principal or agent) for the purposes of their businesses where the issue of the Notes would otherwise constitute a contravention of Section 19 of the Financial Services and Markets Act 2000 (**FSMA**) by our Company;
- (b) it has only communicated or caused to be communicated and will only communicate or cause to be communicated an invitation or inducement to engage in investment activity (within the meaning of Section 21 of the FSMA) received by it in connection with the issue or sale of any Notes in circumstances in which Section 21(1) of the FSMA does not apply to our Company; and
- (c) it has complied and will comply with all applicable provisions of the FSMA with respect to anything done by it in relation to such Notes in, from or otherwise involving the United Kingdom.

### **Italy**

The offering of the Notes has not been registered with the *Commissione Nazionale per le Società e la Borsa* (**CONSOB**) pursuant to Italian securities legislation and, accordingly, no Notes may be offered, sold or delivered, nor may copies of the Offering Circular or of any other document relating

to any Notes be distributed in Italy, except, in accordance with any Italian securities, tax and other applicable laws and regulations.

Each Dealer has represented and agreed and each further Dealer appointed under the Programme will be required to represent and agree that it has not offered, sold or delivered, and will not offer, sell or deliver any Notes or distribute any copy of the Offering Circular or any other document relating to the Notes in Italy except:

- (a) to qualified investors (*investitori qualificati*), as defined pursuant to Article 100 of Legislative Decree no. 58 of February 24, 1998 (the **Financial Services Act**) and Article 34-ter, paragraph 1, letter (b) of CONSOB regulation No. 11971 of May 14, 1999 (the **Issuers Regulation**), all as amended from time to time; or
- (b) in other circumstances which are exempted from the rules on public offerings pursuant to Article 100 of the Financial Services Act and Issuers Regulation.

In any event, any offer, sale or delivery of the Notes or distribution of copies of the Offering Circular or any other document relating to the Notes in Italy under paragraphs (a) or (b) above must be:

- (i) made by an investment firm, bank or financial intermediary permitted to conduct such activities in Italy in accordance with the Financial Services Act, Legislative Decree No. 385 of September 1, 1993 (the **Banking Act**) and CONSOB Regulation No. 20307 of February 15, 2018, all as amended from time to time;
- (ii) in compliance with Article 129 of the Banking Act, as amended from time to time, and the implementing guidelines of the Bank of Italy, as amended from time to time; and
- (iii) in compliance with any other applicable laws and regulations, including any limitation or requirement which may be imposed from time to time by CONSOB or the Bank of Italy or other competent authority.

*Investors should note that, in accordance with Article 100-bis of the Financial Services Act, where no exemption from the rules on public offerings applies under paragraphs (a) and (b) above, the subsequent distribution of the Notes on the secondary market in Italy must be made in compliance with the public offer and the prospectus requirement rules provided under the Financial Services Act and the Issuers Regulation. Furthermore, where no exemption from the rules on public offerings applies, the Notes which are initially offered and placed in Italy or abroad to professional investors only but in the following year are “systematically” distributed on the secondary market in Italy become subject to the public offer and the prospectus requirement rules provided under the Financial Services Act and Issuers Regulation. Failure to comply with such rules may result in the sale of such Notes being declared null and void and in the liability of the intermediary transferring the financial instruments for any damages suffered by the purchasers of Notes who are acting outside of the course of their business or profession.*

## **The Netherlands**

Each Dealer has represented and agreed, and each further Dealer appointed under the Programme will be required to represent and agree, that it has not and will not make an offer of Notes to the public in the Netherlands in reliance on Article 1(4) of the Prospectus Regulation unless:

- (a) such offer is made exclusively to persons or entities which are qualified investors as defined in the Dutch Financial Supervision Act; or

- (b) standard exemption wording and a logo are disclosed as required by Article 5:20(5) of the Dutch Financial Supervision Act,

provided in all cases that no such offer of Notes shall require the Issuer or any Dealer to publish a prospectus pursuant to Article 3 of the Prospectus Regulation or supplement a prospectus pursuant to Article 23 of the Prospectus Regulation.

For the purposes of this provision, the expression an **offer of Notes to the public** in relation to any Notes in the Netherlands has the meaning given to it in the Prospectus Regulation.

## **India**

The Dealer has represented and acknowledged that (a) the Offering Circular has not been and will not be registered, produced or published as an offer document (whether a prospectus in respect of a public offer or information memorandum or other offering material in respect of any private placement under the Companies Act, 2013, as amended from time to time, and the rules framed thereunder or any other applicable Indian laws) with the Registrar of Companies, the Securities and Exchange Board of India, the RBI, any Indian stock exchanges or any other statutory or regulatory body of like nature in India, save and except for any information from any part of the Offering Circular which is mandatorily required to be disclosed or filed in India under any applicable Indian laws, including but not limited to, the Securities and Exchange Board of India (Prohibition of Insider Trading) Regulations 2015, as amended from time to time, and under the listing agreements with any Indian stock exchanges pursuant to the Securities and Exchange Board of India (Listing Obligations and Disclosure Requirements) Regulations 2015, as amended from time to time, or pursuant to the directives of any statutory regulatory and adjudicatory body in India and (b) the Notes have not been and will not be offered or sold in India by means of the Offering Circular or any document, other than to persons permitted to acquire the Notes under Indian law, whether as a principal or an agent, and (c) the Offering Circular or any other offering document or material relating to the Notes has not been and will not be circulated or distributed, directly or indirectly, to any person or to the public or any member of the public in India or otherwise generally distributed or circulated in India which would constitute an advertisement, invitation, offer, sale or solicitation of an offer to subscribe for or purchase any securities in violation of applicable Indian securities laws, and (d) the Offering Circular or any material relating to the Notes has not been and will not be circulated or distributed to any prospective investor who is not a resident of an FATF or IOSCO compliant jurisdiction and (e) the Notes will not be offered or sold or transferred and have not been offered or sold or transferred to any person who is not a resident of an FATF or IOSCO compliant jurisdiction. For the purposes of this section:

**FATF** means Financial Action Task Force;

**FATF compliant jurisdiction** means a country that is a member of a Financial Action Task Force (**FATF**) or a member of a FATF style regional body; and should not be a country identified in the public statement of the FATF as: (a) a jurisdiction having a strategic anti-money laundering or combating the financing of terrorism deficiencies to which counter measures apply; or (b) a jurisdiction that has not made sufficient progress in addressing the deficiencies or has not committed to an action plan developed with the FATF to address the deficiencies;

**IOSCO compliant jurisdiction** means a country whose securities market regulator is a signatory to the International Organisation of Securities Commission's (**IOSCO's**) Multilateral Memorandum of Understanding (Appendix A Signatories) or a signatory to bilateral Memorandum of Understanding with the Securities and Exchange Board of India for information sharing arrangements.



Multilateral and regional financial institutions where India is a member country will also be considered as recognised investors. Offshore branches and subsidiaries of Indian banks are permitted as recognised lenders only for foreign currency denominated Notes.

### ***Additional Selling Restrictions Applicable to the Issuance of Rupee denominated Notes***

Each Dealer represents and agrees, and each further Dealer appointed under the Programme will be required to represent and agree that in relation to any issuance of Notes denominated in Rupees and payable in a currency other than Rupees (**Rupee Denominated Notes**), such Rupee Denominated Notes are not being issued to any offshore branch or subsidiary of an Indian bank. Offshore branches or subsidiaries of Indian banks, subject to applicable prudential norms, may only participate as arrangers, underwriters, market makers or traders for Rupee Denominated Notes issued overseas.

### **Singapore**

Each Dealer has acknowledged, and each further Dealer appointed under the Programme will be required to acknowledge, that this Offering Circular has not been and will not be registered as a prospectus with the Monetary Authority of Singapore. Accordingly, each Dealer has represented, warranted and agreed, and each further Dealer appointed under the Programme will be required to represent, warrant and agree, that it has not offered or sold any Notes or caused the Notes to be made the subject of an invitation for subscription or purchase and will not offer or sell any Notes or cause the Notes to be made the subject of an invitation for subscription or purchase, and has not circulated or distributed, nor will it circulate or distribute, this Offering Circular or any other document or material in connection with the offer or sale, or invitation for subscription or purchase, of the Notes, whether directly or indirectly, to any person in Singapore other than (i) to an institutional investor (as defined in Section 4A of the Securities and Futures Act, Chapter 289 of Singapore, as modified or amended from time to time (the **SFA**)) pursuant to Section 274 of the SFA, (ii) to a relevant person (as defined in Section 275(2) of the SFA) pursuant to Section 275(1) of the SFA, or any person pursuant to Section 275(1A) of the SFA, and in accordance with the conditions specified in Section 275 of the SFA, or (iii) otherwise pursuant to, and in accordance with the conditions of, any other applicable provision of the SFA.

Where the Notes are subscribed or purchased under Section 275 of the SFA by a relevant person which is:

- (a) a corporation (which is not an accredited investor (as defined in Section 4A of the SFA)) the sole business of which is to hold investments and the entire share capital of which is owned by one or more individuals, each of whom is an accredited investor; or
- (b) a trust (where the trustee is not an accredited investor) whose sole purpose is to hold investments and each beneficiary of the trust is an individual who is an accredited investor,

securities or securities-based derivatives contracts (each term as defined in Section 2(1) of the SFA) of that corporation or the beneficiaries' rights and interest (howsoever described) in that trust shall not be transferred within six months after that corporation or that trust has acquired the Notes pursuant to an offer made under Section 275 of the SFA except:

- (i) to an institutional investor or to a relevant person or to any person arising from an offer referred to in Section 275(1A) or Section 276(4)(i)(B) of the SFA; or
- (ii) where no consideration is or will be given for the transfer; or
- (iii) where the transfer is by operation of law;

- (iv) as specified in Section 276(7) of the SFA; or
- (v) as specified in Regulation 37A of the Securities and Futures (Offers of Investments) (Securities and Securities-based Derivatives Contracts) Regulations 2018.

*Singapore SFA Product Classification:* In connection with Section 309B of the SFA and the CMP Regulations 2018, unless otherwise specified before an offer of Notes, the Issuer has determined, and hereby notifies all relevant persons (as defined in Section 309A(1) of the SFA), that the Notes are ‘prescribed capital markets products’ (as defined in the CMP Regulations 2018) and Excluded Investment Products (as defined in MAS Notice SFA 04-N12: Notice on the Sale of Investment Products and MAS Notice FAA-N16: Notice on Recommendations on Investment Products)

## **Hong Kong**

Each Dealer has represented and agreed, and each further Dealer appointed under the Programme will be required to represent and agree that:

- (a) it has not offered or sold and will not offer or sell in the Hong Kong Special Administrative Region of the People’s Republic of China (**Hong Kong**), by means of any document, any Notes other than:
  - (i) to “**professional investors**” as defined in the Securities and Futures Ordinance (Cap. 571) of Hong Kong (the “**SFO**”) and any rules made under the SFO; or
  - (ii) in other circumstances which do not result in the document being a “prospectus” as defined in the Companies (Winding Up and Miscellaneous Provisions) Ordinance (Cap. 32) of Hong Kong (the “**C(WUMPO)**”) or which do not constitute an offer to the public within the meaning of the C(WUMPO); and
- (b) it has not issued nor had in its possession for the purposes of issue and will not issue or have in its possession for the purposes of issue whether in Hong Kong or elsewhere, any advertisement, invitation or document relating to the Notes, which is directed at, or the contents of which are likely to be accessed or read by, the public of Hong Kong (except if permitted to do so under the securities laws of Hong Kong) other than with respect to Notes which are or are intended to be disposed of only to persons outside Hong Kong or only to “professional investors” as defined in the SFO and any rules made under the SFO.

## **Japan**

The Notes have not been and will not be registered under the Financial Instruments and Exchange Act of Japan (Act No. 25 of 1948, as amended; the “**FIEA**”). Accordingly each Dealer represents and agrees that it has not, directly or indirectly, offered or sold and will not, directly or indirectly, offer or sell any Notes, in Japan or to, or for the benefit of, any resident of Japan (which term as used herein means any person resident in Japan, including any corporation or other entity organized under the laws of Japan) or to others for re-offering or re-sale, directly or indirectly, in Japan or to, or for the benefit of, any resident of Japan except pursuant to an exemption from the registration requirements of, and otherwise in compliance with, the FIEA and other relevant laws and regulations of Japan.

## **General**

Each Dealer has represented, warranted and undertaken and each further Dealer appointed under the Programme will be required to represent, warrant and undertake that it will (to the best of its knowledge and belief) comply with all applicable securities laws and regulations in force in any jurisdiction in which it purchases, offers, sells or delivers Notes or possesses or distributes this

Offering Circular and will obtain any consent, approval or permission required by it for the purchase, offer, sale or delivery by it of Notes under the laws and regulations in force in any jurisdiction to which it is subject or in which it makes such purchases, offers, sales or deliveries and neither we, the Principal Paying Agent nor the Dealers shall have any responsibility therefor.

None of our Company, the Principal Paying Agent, the Arranger and the Dealers represents that Notes may at any time lawfully be sold in compliance with any applicable registration or other requirements in any jurisdiction, or pursuant to any exemption available thereunder, or assumes any responsibility for facilitating such sale.

With regard to each Tranche, the relevant Dealer will be required to comply with such other restrictions as we and the relevant Dealer shall agree and as shall be set out in the applicable Pricing Supplement.

### **Other Relationships**

Each Dealer and its affiliates are full service financial institutions engaged in various activities which may include securities trading, commercial and investment banking, financial advice, investment management, principal investment, hedging, financing and brokerage activities. Each Dealer may have engaged in, and may in the future engage in, investment banking and other commercial dealings in the ordinary course of business with our Company or our subsidiaries, jointly controlled entities or associated companies from time to time. In the ordinary course of their various business activities, each Dealer and its affiliates may make or hold (on their own account, on behalf of clients or in their capacity as investment advisers) a broad array of investments and actively trade debt and equity securities (or related derivative securities) and financial instruments (including bank loans) for their own account and for the accounts of their customers and may at any time hold long and short positions in such securities and instruments and enter into other transactions, including credit derivatives (such as asset swaps, repackaging and credit default swaps) in relation thereto. Such transactions, investments and securities activities may involve securities and instruments of our Company or our subsidiaries, jointly controlled entities or associated companies, including Notes issued under the Programme, may be entered into at the same time or proximate to offers and sales of Notes or at other times in the secondary market and be carried out with counterparties that are also purchasers, holders or sellers of Notes. Notes issued under the Programme may be purchased by or be allocated to any Dealer or an affiliate for asset management and/or proprietary purposes but not with a view to distribution.

### **Broker-dealer Affiliates**

If a jurisdiction requires that such offering be made by a licensed broker or dealer and an Arranger or a Dealer or any affiliate of it is a licensed broker or dealer in that jurisdiction, such offering shall be deemed to be made by it or such affiliate on behalf of us in such jurisdiction.

## SUMMARY OF SIGNIFICANT DIFFERENCES BETWEEN IFRS, INDIAN GAAP AND IND-AS

*The Issuer's annual financial statements included in this Offering Circular have been prepared in accordance with accounting policies followed by the Issuer which conform to Ind-AS and Indian GAAP as applicable to the Issuer. This Offering Circular also includes unaudited but reviewed non-consolidated financial results of the Company which conform to IND-AS. Indian GAAP and IND-AS differ in certain significant respects from each other and IFRS. Such differences involve methods for measuring amounts in the financial statements as well as in disclosures.*

*The Ministry of Corporate Affairs, by its notification dated February 16, 2015, notified the Companies (Indian Accounting Standards) Rules, 2015, commonly referred to as IND-AS. NBFCs that have a net worth of Rs.5 billion or more, including the Issuer, and their holding, subsidiary, joint venture or associate companies are required to prepare IND-AS based financial statements for accounting periods beginning from April 1, 2018 onwards with comparatives for the periods ending March 31, 2018 or thereafter.*

*The following table summarises certain general differences between IFRS, Indian GAAP and IND-AS that could have a significant impact on the financial position and operations of the Issuer if its financial statements were prepared under IFRS. The summary below should not be considered exhaustive and no attempt has been made to identify possible future differences among Indian GAAP, IND-AS and IFRS as a result of prescribed changes in accounting standards nor to identify future differences that may affect the Issuer's financial statements as a result of transactions or events that may occur in the future. No attempt has been made by the Issuer to quantify the effects of those differences, nor has a reconciliation of Indian GAAP and IND AS to IFRS been undertaken by the Issuer. Had any such quantification or reconciliation been undertaken, other potential significant accounting and disclosure differences may have come to its attention, which are not identified below.*

*Prospective investors should consult their own professional advisers for an understanding of the principal differences between IFRS, Indian GAAP and IND-AS and how these differences might affect the financial statements of the Issuer presented in this Offering Circular.*

### Summary of Certain Differences

Topic	IFRS	Indian GAAP	IND-AS
Presentation of Financial Statements — Components of financial statements	The requirements for the presentation of financial statements, and the guidelines for their structure and content are set out in IAS 1. A complete set of financial statements under IFRS comprises: (a) a statement of financial position; (b) a statement of profit or loss and other comprehensive income (presented as a single statement or by presenting the profit and loss section in a	The requirements for the presentation of financial statements are set out in Schedule III, Division I to the Companies Act, 2013 and the accounting standards notified thereunder are applicable to the preparation of financial statements of respective years. The components of financial statements are: (a) balance sheet; (b) statement of profit and loss; (c) cash flow	Similar to IFRS. Further, Schedule III, Division III, to the Companies Act, 2013 sets out the minimum requirements for the presentation of financial statements for a Non-Banking Financial Company which are required to be modified to meet any additional minimum requirements specified in IND-AS 1. Disclosure requirements specified

	<p>separate statement of profit or loss, immediately followed by a statement presenting comprehensive income beginning with profit or loss); (c) statement of cash flow; (d) statement of changes in equity; and (e) notes comprising a summary of significant accounting policies and explanatory notes.</p>	<p>statement; and (d) explanatory notes and accounting policies.</p>	<p>in Division III to Schedule III are in addition to and not in substitution of the disclosure requirements specified in Ind AS.</p>
<p>Presentation of Financial Statements — Disclosure of Reclassification</p>	<p>The disclosure of reclassification of comparative amounts includes the nature, amount and reason for reclassification.</p>	<p>A disclosure is made in financial statements that comparative amounts have been reclassified to conform to the presentation in the current period without additional disclosure for the nature, amount and reason for reclassification.</p>	<p>Similar to IFRS.</p>
<p>Presentation of Financial Statements — Balance sheet/statement of financial position</p>	<p>An entity is required to present current and non-current assets, and current and non-current liabilities, as separate classifications on the cover of the statement of financial position except when a presentation based on liquidity provides information that is more reliable and more relevant. Minimum line item requirements are set out in IAS 1.</p>	<p>All items of assets and liabilities are to be bifurcated between current and non-current portions and presented separately on the cover of the balance sheet. Schedule III of the Companies Act, 2013 sets out the minimum requirements for disclosure required in the balance sheet and statement of profit and loss account and notes.</p>	<p>Similar to IFRS. Minimum line item requirements are set out in Division III to Schedule III to the Companies Act, 2013.</p>
<p>Presentation of Financial Statements — Presentation of income statement</p>	<p>An analysis of expenses is presented using a classification based on either the nature of those expenses or their function or by whichever method that</p>	<p>Schedule III to the Companies Act, 2013 only permits an analysis of expense by nature.</p>	<p>Similar to IFRS except that entities should present an analysis of expenses recognised in profit or loss using a classification based only on the nature of</p>

	provides information that is reliable and more relevant. If presented by function, specific disclosures by nature are provided in the notes. Profit or loss attributable to non-controlling interests and equity holders of the parent are disclosed in the statement of comprehensive income/income statement (if presented separately) as allocations of profit or loss for the period.		the expense.
Presentation of Financial Statements — Statement of changes in equity	A statement of changes in equity is presented.	Statement of changes in equity is not presented. Movements in share capital, retained earnings and other reserves are presented in the notes to financial statements.	Similar to IFRS.
Presentation of Financial Statements — Critical Judgments	The critical judgements made by the management in applying accounting policies are to be disclosed separately.	The disclosure of critical judgments made by the management is not specifically required.	Similar to IFRS.
Presentation of Financial Statements — Disclosure of Capital	The disclosure of information about management of capital and compliance with externally imposed capital requirements, if any, is required.	The information regarding management of capital is not required to be disclosed.	Similar to IFRS.
Presentation of Financial Statements — Extraordinary items	No concept of Extraordinary Items.	Extraordinary items are disclosed separately in the statement of profit and loss and are included in determination of net profit or loss. Items of income or expense to be disclosed as extraordinary should be distinct from the ordinary activities and are determined by the	Similar to IFRS.

Cash Flow Statement — Bank overdrafts	Included in cash & cash equivalents if they form an integral part of an entity's cash management. Usually, these bank balances often fluctuate between being positive and being overdrawn.	nature of the event or transaction in relation to the business ordinarily carried out by an entity. Bank overdrafts are considered to be financing activities.	Similar to IFRS.
Cash Flow Statement — Cash flows from extraordinary items	As presentation of items as extraordinary is not permitted in accordance with IAS 1, a cash flow statement does not reflect any items of cash flow as extraordinary.	Cash flows from items disclosed as extraordinary are classified as arising from operating, investing or financing activities and are disclosed separately.	Similar to IFRS.
Cash Flow Statement — Interest and dividend	Interest paid and interest and dividends received are usually classified as operating cash flows for a financial institution. However, for other entities may be classified as operating, investing or financing activities in a manner consistent from period to period.	Interest paid and interest and dividends received in the case of a financial enterprise should be classified as cash flows arising from operating activities. In the case of other enterprises, cash flows arising from interest paid should be classified as cash flows from financing activities while interest and dividends received should be classified as cash flows from investing activities.	Interest paid and interest and dividends received in the case of a financial institution should be classified as cash flows arising from operating activities. For other entities, cash flows arising from interest paid should be classified as cash flows from financing activities while interest and dividends received should be classified as cash flows from investing activities.
Changes in Accounting Policies and Errors	Retrospective application of changes in accounting policies is made by adjusting the opening balance of the affected component of equity for the earliest prior period presented and the other comparative amounts	Changes in accounting policies are not applied retrospectively. The cumulative impact arising from such change is made in the financial statements in the period of change. If the impact of the change is not	Similar to IFRS.

for each period presented as if the new accounting policy were always applied. If retrospective application is impracticable for a particular prior period, or for a period before those presented, the circumstances that led to the existence of that condition and a description of how and from when the change in accounting policy has been applied needs to be stated. Material prior year errors are corrected retrospectively by restating the comparative amounts for prior periods presented in which the error occurred, or if the error occurred before the earliest period presented, by restating the opening statement of financial position.

ascertainable, this should be disclosed. Material prior year errors are included in determination of profit or loss in the period in which the error is discovered and are separately presented in the profit and loss, so that the impact on current profit or loss can be perceived.

New accounting pronouncements

New accounting pronouncements that have been issued but which are not effective on the date of the statement of financial position are disclosed. Known or reasonably estimable information relevant to assessing the possible impact of the new accounting pronouncements on initial application on the financial statements is disclosed.

Not required to be disclosed.

Similar to IFRS.

Events after balance sheet date/reporting period — Dividends

Liability for dividends declared to holders of equity instruments are recognised in the period when declared, which is a non-

Dividends are recognised as an appropriation from profits and are recorded as provisional at the balance sheet date, if

Similar to IFRS.



	adjusting event.	proposed or declared subsequent to the reporting period but before approval of the financial statements.	
Income Taxes — Recognition of deferred tax assets and liabilities	Deferred taxes are computed for temporary differences between the carrying amount of an asset or liability in the statement of financial position and its tax base. Deferred tax shall be recognised for all taxable temporary differences except to the extent they arise from initial recognition of: (a) goodwill; or (b) an asset or liability in a transaction which is not a business combination, and, at the time of the transaction, affects neither the accounting nor the tax profit.	Deferred taxes are recognised for all timing differences in respect of recognition of items of profit or loss for the purposes of financial reporting and for income taxes.	Similar to IFRS.
Income Taxes — Recognition of deferred tax assets for carry forward tax losses	Deferred tax assets are recognised for carry forward of unused tax losses and unused tax credits to the extent that it is probable that future taxable profit will be available against which the unused tax losses and tax credits can be utilised.	Deferred tax assets, where an enterprise has unabsorbed depreciation or carry forward of losses under tax laws, are recognised only to the extent that there is virtual certainty supported by convincing evidence that sufficient future taxable income will be available against which such deferred tax assets can be realised.  Deferred tax assets in other situations are recognised only to the extent that there is a reasonable certainty that sufficient future taxable income will be available against which such deferred tax assets can be realised.	Similar to IFRS.

Income Taxes — Recognition of taxes on items recognised in other comprehensive income or directly in equity	Current tax and deferred tax is recognised outside profit or loss if the tax relates to items that are recognised in the same or a different period, outside profit or loss. Therefore, the tax on items recognised in other comprehensive income, or directly in equity, is also recorded in other comprehensive income or in equity, as appropriate.	No specific guidance in AS 22. However, an announcement made by the Institute of Chartered Accountants of India (the “ICAI”) requires any expense charged directly to reserves and/or securities premium accounts to be net of tax benefits expected to arise from the admissibility of such expenses for tax purposes. Similarly, any income credited directly to a reserve account or a similar account should be net of its tax effect.	Similar to IFRS.
Income Taxes — Investments in subsidiaries, associates, and interests in joint ventures	Deferred tax liability for all taxable temporary differences are recognised except to the extent the parent, the investor, the venture or joint operator is able to control timing of the reversal of the temporary difference. It is probable that the temporary difference will not reverse in the foreseeable future.	No deferred tax is recognised. Deferred tax expense is an aggregation from separate financial statements of each group entity and no adjustment is made on consolidation.	Similar to IFRS.
Income Taxes – Uncertain tax exemptions	An entity is required to use judgement to determine whether each tax treatment should be considered independently or whether some tax treatments should be considered together. The decision should be based on which approach provides better predictions of the resolution of the uncertainty.	There is no such requirement.	Similar to IFRS
Income Taxes — Deferred tax on	Deferred tax on unrealised intra-group	Deferred tax expense is an aggregation from	Similar to IFRS.

unrealised intra-group profits	profits is recognised at the buyer's rate, in the consolidated financial statements.	separate financial statements of each group entity and no adjustment is made on consolidation.	
Property, Plant and Equipment — Cost of major inspection	Costs of major inspections and overhauls are recognised as a separate component of property, plant and equipment if recognition criteria are met. Any remaining carrying amount of the cost of previous inspection is correspondingly derecognised.	Similar to IFRS.	Similar to IFRS.
Property, Plant and Equipment — Spare parts	Spare parts are recognised in accordance with IAS 16 when they meet the definition of property, plant and equipment. Otherwise, such items are classified as inventory.	Similar to IFRS.	Similar to IFRS.
Property, Plant and Equipment — Revaluation	If an entity adopts the revaluation model, revaluations are required to be made with sufficient regularity to ensure that the carrying amount does not differ materially from that which would be determined using fair value at the date of the statement of financial position.	Similar to IFRS.	Similar to IFRS.
Property, Plant and Equipment — Change in Method of Depreciation	A change in depreciation method is considered to be a change in the accounting estimate and accounted for prospectively.	Similar to IFRS.	Similar to IFRS.
Property, Plant and Equipment — Changes in existing,	Provisions for decommissioning, restoration and similar	Similar to IFRS.	Similar to IFRS.

decommissioning, restoration and similar liabilities	liabilities that have previously been recognised as part of the cost of an item of property, plant and equipment are adjusted for changes in the amount or timing of future costs and for changes in market-based discount rates.		
Determining whether an arrangement contains a lease	An arrangement that does not take the legal form of a lease, but the fulfilment of which is dependent on the use of identified assets and which conveys the right to control the use of the assets, is accounted for as a lease in accordance with IFRS 16.	There is no such requirement.	Similar to IFRS.
Operating Lease commitments	Operating lease commitments and corresponding right of use assets are recognised in the financial statements in all cases other than low value assets and short-term leases.	Lease is classified into operating lease and finance lease. Finance lease is a lease that transfers substantially all risks and rewards incidental to ownership of the asset. In such a case, an asset is recognised with a corresponding liability.	Similar to IFRS.
Revenues — Definition	Income arising in the course of an entity's ordinary activities.	Revenue is the gross inflow of cash, receivables or other consideration arising in the course of ordinary activities.  Revenue is measured by the charges made to customers for goods supplied and services rendered to them and by the charges and rewards arising from the use of resources by them.	Similar to IFRS.
Revenues — Measurement	Transaction price is the amount of consideration to which	Revenue is recognised as the nominal amount of consideration	Similar to IFRS.

	an entity expects to be entitled in exchange for transferring promised goods or services to a customer, excluding amounts collected on behalf of third parties.	receivable.	
Revenues — Interest	Interest income is recognised using the effective interest method.	Interest is recognised on a time proportion basis, taking into account the amount outstanding and the rate applicable.	Similar to IFRS.
Employee benefits — Actuarial gains and losses	Actuarial gains and losses arising on post retirement defined benefit obligations shall be recognised immediately in other comprehensive income and not reclassified to profit or loss in a subsequent period.	Actuarial gains and losses should be recognised immediately in the statement of profit and loss as income or expense.	Similar to IFRS.
Employee benefits — Discount rate	Market yields at the date of the statement of financial position on high-quality corporate bonds are used as discount rates. In countries where there are no deep markets for such bonds, market yields on government bonds are used.	Market yields at the balance sheet date on government bonds are used as discount rates.	The rate used to discount shall be determined by reference to market yields at the end of the reporting period on government bonds.
Government Grants — Non-monetary assets	The asset and the grant may be accounted for at fair value. Alternatively, these can be accounted for at nominal value.	If the asset is given by the government at a discounted price, the asset and the grant are accounted for at the discounted purchase price. All other non-monetary grants are accounted for at nominal values.	Similar to IFRS.
Government Grants — Repayment	If repayment of a government grant relating to an asset is recorded by increasing the carrying amount of the asset or reducing the deferred income by the amount repayable,	If repayment of a government grant relating to an asset is recorded by increasing the carrying amount of the asset, the cumulative additional depreciation that would	Similar to IFRS.

	<p>the cumulative additional depreciation that would have been recognised in the absence of the grant is immediately recognised as an expense. It is prohibited from being recognised directly in equity.</p>	<p>have been recognised in the absence of the grant is recognised over the remaining useful life of the asset. It is then disclosed as an extraordinary item.</p>	
<p>Effects of Changes in Foreign Exchange Rates — Functional and presentation currency</p>	<p>Functional currency is the currency of the primary economic environment in which the entity operates.</p> <p>Foreign currency is a currency other than functional currency. Presentation currency is the currency in which the financial statements are presented.</p>	<p>Foreign currency is a currency other than the reporting currency, which is the currency in which financial statements are presented. An enterprise normally uses the currency of the country in which it is domiciled to present its financial statements. If it uses a different currency, disclosure of the reason for using that currency is required. There is no concept of functional currency.</p>	<p>Similar to IFRS.</p>
<p>Effects of Changes in Foreign Exchange Rates — Exchange differences (other than the first-time adoption exemption)</p>	<p>Exchange differences arising on translation or settlement of foreign currency monetary items are recognised in profit or loss in the period in which they arise.</p>	<p>Similar to IFRS. However, as per Accounting Standard 11 (AS-11), exchange differences arising on reporting of long-term foreign currency monetary items at rates different from those at which they were initially recorded during the period, or reported in previous financial statements, in so far as they relate to the acquisition of a depreciable capital asset, can be added to or deducted from the cost of the asset and shall be depreciated over the balance life of the asset and, in other</p>	<p>Similar to IFRS.</p>

		cases, can be accumulated in a “Foreign Currency Monetary Item Translation Difference Account” and amortised over the balance period of such long-term asset/liability by recognition as income or expense in each of such periods.	
Effects of Changes in Foreign Exchange Rates — Translation in consolidated financial statements	Assets and liabilities should be translated from functional to presentation currency at the closing rate at the date of the statement of financial position; income and expenses at the actual/average rate for the period; exchange differences are recognised as a separate component of equity and recycled to income statement on the disposal of the investment/operation.	Translation of financial statements to the reporting currency of the parent depends on the classification of that operation as integral or non-integral. Integral Operation: monetary assets are translated at the closing rate; non-monetary items are translated at the historical rate if they are valued at cost and at the closing rate if they are valued on another valuation basis. Income and expense items are translated at the historical/average rate. Exchange differences are incorporated in the statement of Profit and Loss. For non-integral operations, the closing rate method should be followed, i.e. assets and liabilities are translated at the closing rate while Profit and Loss items are translated at actual/average rates. The resulting exchange difference is taken to reserve and is recycled to Profit and Loss on the disposal of the non-integral foreign operation.	Similar to IFRS.
Borrowing cost —	Capitalised if these	Borrowing costs are	Similar to IFRS.

Recognition	<p>costs are attributable to the acquisition, construction or production of a qualifying asset. Interest expense included in borrowing costs is calculated using the effective interest method as described in IFRS 9: Financial Instruments. It is the rate that exactly discounts estimated future cash payments or receipts through the expected life of the financial instrument or, when appropriate, a shorter period to the net carrying amount of the financial asset or financial liability. Transaction costs are taken into account when determining the initial net carrying amount and their recognition in profit or loss is effectively spread over the life of the instrument.</p>	<p>required to be capitalised if these costs are attributable to the acquisition, construction or production of a qualifying asset. Interest is calculated on the amount of the loan outstanding at the applicable rates.</p>	
Related Party Disclosures — Post employment benefit plans	<p>Related party includes post-employment benefit plans for the benefit of employees of the reporting entity or any entity that is a related party of the reporting entity.</p>	<p>Post-employment benefit plans are not included as related parties.</p>	<p>Similar to IFRS.</p>
Related Party Disclosures — Key management personnel	<p>Key management personnel include both executive and non-executive directors.</p>	<p>Key management personnel do not include non-executive directors.</p>	<p>Similar to IFRS.</p>
Related Party Disclosures — Government-related entities	<p>Government related entities require disclosure of:</p> <p>(a) The name of the government and its relationship with the reporting</p>	<p>No disclosure is required in the financial statements of state-controlled enterprises as regards related party relationships with other state-controlled</p>	<p>Similar to IFRS.</p>



	entity.	enterprises and transactions with such enterprises.	
	(b) The nature and amount of each significant transaction and a qualitative or quantitative indication of other transactions which are significant collectively.		
Consolidated Financial Statements — Definition of control of investee	An investor controls an investee when the investor is exposed, or has the right, to variable returns from its involvement with the investee and has the ability to affect those returns through its power over the investee.	Control is: (a) The ownership, directly or indirectly through a subsidiary (or subsidiaries), of more than one-half of the voting power of an enterprise; or (b) control of the composition of the board of directors in the case of a company or of the composition of the corresponding governing body in the case of any other enterprise so as to obtain economic benefits from its activities.	Similar to IFRS.
Consolidated Financial Statements — Potential voting rights	Potential voting rights are considered only if they are substantive. For a right to be substantive, it must give the holder the current ability to direct the relevant activities of an investee when necessary and the holder must have the practical ability to exercise that right.	Potential voting rights are not considered when assessing control.	Similar to IFRS.
Consolidated Financial Statements — Exclusion of subsidiaries	If the acquisition of a subsidiary meets the criteria to be classified as held for sale in accordance with IFRS	Excluded from consolidation if the subsidiary was acquired with intent to dispose of it within 12 months	Similar to IFRS.

	5, it is included in the consolidation but is accounted for under that standard.	or if it operates under severe long-term restrictions which significantly impair its ability to transfer funds to the parent.	
Consolidated Financial Statements — Reporting dates	The difference between the reporting date of the subsidiary and that of the parent shall be no more than three months.	The difference between the reporting date of the subsidiary and that of the parent shall be no more than six months.	Similar to IFRS.
Consolidated Financial Statements — Uniform Accounting policies	Consolidated financial statements are prepared using uniform accounting policies for like transactions and other events in similar circumstances.	Similar to IFRS except if it is impracticable to use uniform accounting policies, which fact should be disclosed together with the proportions of the items in the consolidated financial statements to which different policies have been applied.	Similar to IFRS.
Consolidated Financial Statements — Disposals	Partial disposal of a subsidiary where control is retained is accounted for as an equity transaction, and gain or loss is not recognised. Partial disposal of a subsidiary resulting in loss of control triggers re-measurement of the residual holding to fair value. Any difference between the fair value and the carrying value is recognised as gain or loss in profit or loss.	No specific guidance.	Similar to IFRS.
Separate Financial Statements — Accounting for investments in subsidiaries in separate financial statements of the parent	Accounted for either at cost less impairment loss or as available for sale in accordance with IFRS 9.	Accounted at cost less impairment loss.	Similar to IFRS.
Investments in Associates and Joint Ventures — Significant influence	The existence and effect of potential voting rights that are currently exercisable or	Potential voting rights are not considered when assessing significant influence.	Similar to IFRS.

	convertible, including potential voting rights held by another entity, are considered when assessing significant influence.		
Investments in Associates and Joint Ventures — Capital Reserve/Negative Goodwill	Any excess of the entity's share of the net fair value of the investee's identifiable assets and liabilities over the cost of the investment is included as income in the determination of the entity's share of the associate or joint venture's profit or loss in the period in which the investment is acquired.	Capital reserve is included in the carrying amount of investment in the associate but is disclosed separately.	Any excess of the entity's share of the net fair value of the investee's identifiable assets and liabilities over the cost of the investment is recognised directly in equity as capital reserve in the period in which the investment is acquired.
Investments in Associates and Joint Ventures — Reporting date	The difference between the reporting date of the associate and that of the parent shall be no more than three months.	The maximum difference between the reporting date of the associate and that of the parent is not specified.	Similar to IFRS.
Investments in Associates and Joint Ventures — Method of Accounting	Investments in associates or joint ventures are to be accounted for using the equity method in consolidated financial statements.	Investments in associates are accounted for using the equity method whereas investments in joint ventures are accounted for using the proportionate consolidation method.	Similar to IFRS.
Financial Instruments: Presentation — Classification of convertible debts	Split the instrument into its liability and equity components at issuance.	Classified as debt based on its legal form and any interest expense is recognised based on the coupon rate.	Similar to IFRS.
Financial Instruments: Presentation — Treasury shares	If an entity reacquires its own shares (treasury shares), these are shown as a deduction from equity.	Acquiring own shares is permitted only in limited circumstances. Shares repurchased should be cancelled immediately and cannot be held as treasury shares.	Similar to IFRS.
Earnings per share — Extraordinary items	Since IAS 1 prohibits disclosure of extraordinary items, no	EPS with and without extraordinary items is to be presented.	Similar to IFRS.

Earnings per share — Disclosure	<p>separate consideration is given to such items while calculating Earnings Per Share (EPS).</p> <p>IAS 33 requires separate disclosures for EPS from continuing and discontinued operations. Disclosure is also required for instruments (including contingently issuable shares) that could potentially dilute basic earnings per share in the future, but were not included in the calculation of diluted earnings per share because they are anti-dilutive for the periods presented.</p>	AS 20 requires disclosure of basic and diluted EPS information both in separate and consolidated financial statements.	Similar to IFRS.
Impairment of Assets — Reversal of impairment loss for goodwill	Impairment loss recognised for goodwill is prohibited from reversal in a subsequent period.	Impairment loss for goodwill is reversed if the impairment loss was caused by a specific external event of an exceptional nature that is not expected to recur and subsequent external events have occurred that reverse the effect of that event.	Similar to IFRS.
Provisions, Contingent Liabilities and Contingent Assets — Discounting	Where the effect of time value of money is material, the amount of provision is the present value of the expenditure expected to be required to settle the obligation. The discount rate is a pre-tax rate that reflects the current market assessment of the time value of money and risks specific to the liability. The discount rate does not reflect risk for which future cash flow estimates	Discounting of liabilities is not permitted and provisions are carried at their full values, other than provision for capitalised decommissioning liabilities.	Similar to IFRS.

	have been adjusted.		
Provisions, Contingent Liabilities and Contingent Assets — Contingent assets	Contingent assets are disclosed in the financial statements where an inflow of economic benefits is probable.	Contingent assets are not disclosed in the financial statements.	Similar to IFRS.
Intangible assets — Measurement	Intangible assets can be measured at either cost or revalued amount.	Measured only at cost.	Similar to IFRS.
Intangible assets — Useful life	Useful life may be either finite or indefinite.	Useful life may not be indefinite. There is a rebuttable presumption that the useful life of an intangible asset will not exceed ten years from the date when the asset is available for use.	Similar to IFRS.
Financial Instruments: Recognition and Measurement — Investments, loans and receivables	<p>Financial assets are subsequently measured at amortised cost, fair value through OCI or fair value through profit and loss on the basis of entity's business model for managing financial assets and contractual cash flow characteristics of the financial asset.</p> <p>A financial asset can be measured at amortised cost if the business model is to hold the financial asset and contractually collect all cash flows and the cash flows are solely payments of principal and interest (SPPI test).</p> <p>A financial asset can be measured at FVOCI if the business model is to both hold the financial asset to collect contractual cash flows and sell the financial asset and the cash flows meet SPPI test.</p> <p>A financial asset is measured at FVTPL if it does not meet</p>	<p>Investments are classified as long-term or current. Long-term investments are carried at cost less provision for diminution in value which is other than temporary. Current investments are carried at the lower of cost and fair value.</p> <p>Loans and receivables are measured at cost less valuation allowance.</p>	Similar to IFRS.

	<p>amortised cost or FVOCI requirements.</p> <p>Investment in equity instruments (other than subsidiaries, joint ventures and associates) not held for trading can be measured at FVOCI and held for trading needs to be measured at FVTPL.</p>		
Financial Instruments: Recognition and Measurement — Impairment	<p>An entity shall recognise loss allowance for expected credit losses on a financial asset measured at amortised cost or at FVOCI.</p> <p>Impairment of equity instruments measured at FVOCI is not recycled to profit and loss on disposal.</p>	Impairment losses recognised in profit or loss for equity investments are reversed through profit or loss.	Similar to IFRS.
Financial Instruments: Recognition and Measurement — Foreign currency contracts	A forward exchange contract is measured at fair value as at the statement of financial position date, unless the rules for hedge accounting are applied.	<p>Premium or discount on forward exchange contracts is amortised and recognised in the statement of profit and loss over the period of such contracts.</p> <p>Exchange differences on such a contract should be recognised in the statement of profit and loss in the reporting period in which the exchange rates change.</p>	Similar to IFRS.
Financial Instruments: Recognition and Measurement — Derivatives and embedded derivatives	Measured at fair values.	There is no equivalent standard on derivatives; however, the guidance note states all the derivatives, except those covered in AS 11, are to be recognised at fair value.	Similar to IFRS.
Non-current assets held for sale — Recognition and measurement	Non-current assets to be disposed of are classified as held for sale when the asset is available for immediate	There is no standard dealing with non-current assets held for sale, though AS 10 deals with assets held	Similar to IFRS.

	<p>sale and the sale is highly probable.</p> <p>Depreciation ceases on the date when the assets are classified as held for sale. Non-current assets classified as held for sale are measured at the lower of their carrying value and fair value less costs to sell.</p>	<p>for disposal. Items of fixed assets that have been retired from active use and are held for disposal are stated at the lower of their net book value and net realisable value and are shown separately in the financial statements. Any expected loss is recognised immediately in the statement of profit and loss.</p>	
Non-current assets held for sale and discontinued operations — Classification	An operation is classified as discontinued when it has either been disposed of or is classified as held for sale.	An operation is classified as discontinued at the earlier of: (a) a binding sale agreement for sale of the operation; and (b) on approval by the board of directors of a detailed formal plan and announcement of the plan.	Similar to IFRS.
Operating Segments — Determination of segments	Operating segments are identified based on the financial information that is evaluated regularly by the chief operating decision maker in deciding how to allocate resources and in assessing performance.	AS 17 requires an enterprise to identify two sets of segments (business and geographical), using a risks and rewards approach.	Similar to IFRS.
Operating Segments — Measurement	Segment profit or loss is reported on the same measurement basis as that used by the chief operating decision maker. There is no definition of segment revenue, segment expense, segment result, segment asset or segment liability. Requires reconciliation of segment performance measures, and segment assets and liabilities with the	Segment information is prepared in conformity with the accounting policies adopted for preparing and presenting the financial statements of the enterprise as a whole. Segment revenue, segment expense, segment result, segment asset and segment liability have been defined. A reconciliation is presented between the	Similar to IFRS.

	corresponding amounts reported in the financial statements.	information disclosed for reportable segments and the aggregated information in the enterprise's financial statements.	
Operating Segments — Entity-wide disclosures	Requires disclosure of: (a) external revenues from each product or service; (b) revenues from customers in the country of domicile and from foreign countries; and (c) geographical information on non-current assets located in the country of domicile and foreign countries. Information on major customers, including total revenues from each major customer, is disclosed if revenues from each customer are 10 per cent. or more of total segment revenues.	Disclosures are required based on the classification of segments as primary or secondary. Disclosure requirements for secondary reporting formats are less detailed than those required for primary reporting formats.	Similar to IFRS.
<b>First Time Adoption</b>			
Previous GAAP	IFRS 1 defines previous GAAP as the basis of accounting that a first-time adopter used immediately before adopting IFRS.	No specific guidance.	IND-AS 101 defines previous GAAP as the basis of accounting that a first-time adopter used for its reporting requirement in India immediately before adopting IND-AS.
Treatment of Changes in Retained Earnings	The first-time adopter shall account for the resulting change in the retained earnings as at the transition date except in specific instances to make adjustment with goodwill.	No specific guidance.	The first-time adopter shall account for the resulting change in the retained earnings as at the transition date except in certain specific instances where it requires adjustment in goodwill. In such specific instances, IND-AS allowed adjustment to be made



Exemptions	<p>Several exemptions exists.</p> <p>An entity may elect to measure an item of property, plant and equipment at the date of transition to IFRSs at its fair value and use that fair value as its deemed cost at that date.</p> <p>Also, an entity may elect to use a previous GAAP revaluation of an item of property, plant and equipment at, or before, the date of transition to IFRSs as deemed cost at the date of the revaluation, if the revaluation was, at the date of the revaluation, broadly comparable to:</p> <p>(a) fair value; or</p> <p>cost or depreciated cost in accordance with IFRSs, adjusted to reflect, for example, changes in a general or specific price index.</p>	No specific guidance.	<p>with capital reserve to the extent such adjustment amount does not exceed the balance available in capital reserve.</p> <p>Similar to IFRS and Ind AS offers certain other exemptions as follows:</p> <p>1. IND-AS 101 provides certain optional exemptions relating to the long-term foreign currency monetary items and service concession arrangements relating to toll roads. An entity may continue the policy adopted for accounting for exchange differences arising from the translation of long-term foreign currency monetary items recognised in the financial statements for the period ending immediately after the beginning of the first IND-AS financial reporting period as per previous GAAP.</p> <p>2. Paragraph D7AA provides the option to use carrying values of all of its property, plant and equipment as at the date of transition to IND-AS, measured as per previous GAAP and to use them at its deemed cost as at the date of transition</p>
Presentation of Financial Statements — Classification of	When an entity breaches a provision of a long-term loan	There is no guidance in the existing standards. Schedule III specifies	Where there is a breach of a material provision of a long-

Financial Liabilities upon breach of covenants.	<p>arrangement on or before the end of the reporting period with the effect that the liability becomes payable on demand, it classifies the liability as current, even if the lender agreed, after the reporting period and before the authorisation of the financial statements for issue, not to demand payment as a consequence of the breach.</p> <p>However, the liability can be classified as non-current if the lender has agreed before the end of the reporting period to provide a grace period of minimum 12 months after the reporting period within which the breach can be rectified and the lender cannot demand immediate repayment.</p>	<p>that financial liabilities where the company does not have an unconditional right to defer settlement of the liability for at least 12 months after the reporting date will be classified as current liabilities.</p> <p>The Guidance Notes on revised Schedule VI to the companies Act, 1956 (Schedule VI has now been superseded by Schedule III under the Companies Act, 2013) issued by the ICAI states that “In the Indian context, the criteria of a loan becoming repayable on demand on breach of a covenant, is generally added in the terms and conditions as a matter of abundant caution”. Also, banks generally do not demand repayment of loans on such minor defaults of debt covenants.</p> <p>Therefore, in such situations, the company generally continues to repay the loan as per its original terms and conditions. Hence, Considering that the practical implications of such minor breaches are negligible in the Indian scenario, an entity could continue to classify the loan as “non-current” as on the balance sheet date since the loan is not actually demanded by the bank at any time prior to the date on which the Financial Statements are approved.</p>	<p>term arrangement on or before the end of the reporting period with the effect that the liability becomes payable on demand on the reporting date, if the lender has agreed, after the reporting period and before the approval of the financial statements for issue, not to demand payment as a consequence of the breach, the loan will not be classified as current.</p>
---	---	---	--

Income Taxes — disclosure	<p>Additional disclosures required under IFRS include:</p> <ul style="list-style-type: none"> <li>• A reconciliation between the income tax expense (income) reported and the product of accounting profit multiplied by the applicable tax rate.</li> <li>• Either a numerical reconciliation or tax rate reconciliation is required to be presented.</li> <li>• Details of tax holidays and expiry.</li> <li>• Unrecognised deferred tax liability on undistributed earnings of subsidiaries, branches, associates and joint ventures.</li> </ul>	<p>Certain additional disclosures like rate reconciliation, tax holidays and their expiry and unrecognised deferred tax liability on undistributed earnings of subsidiaries, branches, associates and joint ventures are not required.</p>	<p>Similar to IFRS.</p>
Deferred taxes — recognition on foreign currency denominated non-monetary assets/liabilities when the tax reporting currency is not the functional currency	<p>The non-monetary assets and liabilities of an entity are measured in its functional currency.</p> <p>If the entity's taxable profit or tax loss (and, hence, the tax base of its non-monetary assets and liabilities) is determined in a different currency, changes in the exchange rate give rise to temporary differences that result in a recognised deferred tax liability or asset.</p>	<p>Not applicable as there is no concept of functional currency.</p>	<p>Similar to IFRS.</p>
Property, Plant and Equipment — scope	<p>Property under construction or</p>	<p>There is no exemption in AS 10 for property</p>	<p>Similar to IFRS.</p>

	<p>development for future use as investment property is excluded from the scope of IAS 16 and is within the scope of IAS 40, Investment Property.</p> <p>Biological assets that meet the definition of a bearer plant or a living plant that is used in the production or supply of agricultural produce, is expected to bear produce for more than one period and which will not be sold as agricultural produce are included in property, plant and equipment (effective from January 1, 2016 with earlier application permitted).</p>	<p>under development for future use as investment property.</p>	
Property, Plant and Equipment — presentation of capital advances	No specific guidance though usually included in capital-work-in-progress.	Schedule III requires capital advances to be presented separately under the heading “Long-term loans and advances” as part of non-current assets.	As per Ind AS Schedule III, capital advances should be included under other non-current assets.
Evaluating the Substance of Transactions Involving the Legal Form of a Lease	If a series of transactions involves the legal form of a lease and the economic effect can only be understood with reference to the series as a whole, then the series is accounted for as a single transaction.	No specific guidance.	Similar to IFRS.
Related Party Disclosures — definition of related party	<p>A related party is a person or entity that is related to the entity that is preparing its financial statements (reporting entity):</p> <p>(a) A person or a close member of that person’s family is related to a reporting entity if that person:</p>	Parties are considered to be related if at any time during the reporting period one party has the ability to control the other party or exercise significant influence over the other party in making financial and/or operating decisions.	Similar to IFRS.

- (i) has control or joint control of the reporting entity;
  - (ii) has significant influence over the reporting entity; or
  - (iii) is a member of the key management personnel of the reporting entity or of a parent of the reporting entity.
- (b) An entity is related to a reporting entity if any of the following conditions apply:
- (i) the entity and the reporting entity are members of the same group (which means that each parent, subsidiary and fellow subsidiary is related to the others);
  - (ii) one entity is an associate or joint venture of the other entity (or an associate or joint venture of a member of a group of which the

		<p>other entity is a member);</p> <p>(iii) both entities are joint ventures of the same third party; or</p> <p>(iv) one entity is a joint venture of a third entity and the other entity is an associate of the third entity.</p>	
Intangible Assets — goodwill	Not amortised but subject to annual impairment test or more frequently whenever there is an impairment indication.	Goodwill arising on amalgamation in the nature of purchase is amortised over a period not exceeding five years (in accordance with AS 14).	Similar to IFRS.
Investment Property — definition and scope	Investment property is land or building (or part thereof) or both held (whether by owner or by a lessee) to earn rentals or for capital appreciation or both. IAS 40 does not apply to owner occupied property or property that is being constructed or developed on behalf of third parties or property held for sale in the ordinary course of business, or property that is leased to another entity under a finance lease.	AS 13 defines investment property as an investment in land or buildings that are not intended to be occupied substantially for use by, or in the operations of, the investing enterprise.	Similar to IFRS.
Investment Property — measurement	Investment property is measured initially at cost. Transaction costs are included in the initial measurement. Investment properties can subsequently be measured using the cost or the fair value model, with changes in	Classified as long-term investments and measured at cost less impairment. As per Schedule III to the Companies Act, 2013, they are classified as non-current investments.	Investment properties are measured using the cost model. The use of a fair value model is not permitted. Detailed disclosures pertaining to fair value have to be provided.

fair value recognised in  
profit or loss.

## GENERAL INFORMATION

### Authorization

1. The update of the Programme and the issue of Notes thereunder have been duly authorized by resolutions of our Board dated March 20, 2019. The borrowing limits have been duly authorized by the resolution of our shareholders dated September 25, 2018.

### RBI APPROVALS

2. Approval-in-principle has been granted by the RBI for the raising of an ECB of U.S.\$2,000,000,000 by us through the Programme through its letter dated November 22, 2019. We are required to seek final approval of the RBI prior to the issuance of any Notes under the Programme in accordance with the ECB Guidelines.

### Listing

3. Application has been made to the SGX-ST for permission to deal in and quotation for any Notes that may be issued pursuant to the Programme and which are agreed at or prior to the time of issue thereof to be so listed on the SGX-ST. Such permission will be granted when such Notes have been admitted to the Official List.

The SGX-ST assumes no responsibility for the correctness of any of the statements made or opinions expressed or reports contained herein. Admission to the Official List and quotation of any Notes on the SGX-ST are not to be taken as an indication of the merits of our Company, our subsidiaries, our associated companies, the Programme or such Notes.

Notes issued under the Programme will be traded on the SGX-ST in a minimum board lot size of SGD 200,000 (or its equivalent in other currencies) for so long as the Notes are listed on the SGX-ST and the rules of the SGX-ST so require.

So long as the Notes are listed on the SGX-ST and the rules of the SGX-ST so require, we shall appoint and maintain a paying agent in Singapore, where the Notes may be presented or surrendered for payment or redemption, in the event that a Global Note is exchanged for definitive Notes. In addition, in the event that the a Global Note is exchanged for definitive Notes, an announcement of such exchange shall be made by or on behalf of the Issuer through the SGX-ST and such announcement will include all material information with respect to the delivery of the definitive Notes, including details of the paying agent in Singapore.



4. Application has been made to the London Stock Exchange for the listing and quotation on the ISM of Notes that may be issued pursuant to the Programme and which are agreed at or prior to the time of issue thereof to be listed on the ISM. Notes so admitted to trading on the ISM are not admitted to the Official List of the UKLA. The London Stock Exchange has not approved or verified the contents of this Offering Circular.
5. Application has been made to the India INX for the trading on the India INX of the Notes that may be issued pursuant to the Programme. The listing of the Notes is in compliance with the SEBI (IFSC) Guidelines, 2015, as amended from time to time.
6. Application has been made to the NSE IFSC for the trading on the NSE IFSC of the Notes that may be issued pursuant to the Programme. The listing of the Notes is in compliance with the SEBI (IFSC) Guidelines, 2015, as amended from time to time.

#### **Clearing systems**

7. The Notes to be issued under the Programme have been accepted for clearance through Euroclear and Clearstream Luxembourg. The appropriate common code and ISIN for each Tranche of Notes allocated by Euroclear and Clearstream, Luxembourg will be specified in the applicable Pricing Supplement. In addition, the Issuer may make an application for each series of Registered Notes intended to be eligible for sale pursuant to Rule 144A of such Notes to be accepted for trading in book-entry form by DTC. The CUSIP and/or CINS numbers for each Tranche of Registered Notes, together with the relevant ISIN and common code, will be specified in the applicable Pricing Supplement. If the Notes are to clear through an additional or alternative clearing system, the appropriate information will be specified in the applicable Pricing Supplement.

#### **No significant change**

8. Save as disclosed in this Offering Circular, there has been no significant or material adverse change in the financial or trading position of our Company since December 31, 2019.

#### **Litigation**

9. We are not involved in any legal or arbitration proceedings (including any proceedings which are pending or threatened of which we are aware) which may have or have had in the 12 months preceding the date of this document a significant effect on our financial position.

#### **Accounts**

10. The auditors of our Company in respect of the unaudited but reviewed non-consolidated and consolidated financial statements for the nine months ended December 31, 2019 were as follows:

- S.K. Mittal & Co.
- O.P. Bagla & Co. LLP

The auditors of our Company in respect of the audited non-consolidated and consolidated financial statements for the year ended March 31, 2019 were as follows:

- G. S. Mathur & Co.
- A.R. & Co.

The auditors of our Company in respect of the audited non-consolidated and consolidated financial statements for the year ended March 31, 2018 were as follows:

- G. S. Mathur & Co.
- A.R. & Co.

The auditors of our Company in respect of the audited non-consolidated and consolidated financial statements for the year ended March 31, 2017 were as follows:

- Raj Har Gopal & Co.
- A.R. & Co.

Such auditors have audited or reviewed (as the case may be) our financial statements, without qualification, in accordance with generally accepted auditing standards in India.

### **Documents Available**

11. So long as Notes are capable of being issued under the Programme, copies of the following documents will, when published, be available from our corporate office and from the specified office of the Paying Agent in London:
  - (a) our audited non-consolidated and consolidated financial statements in respect of the financial years ended March 31, 2017, 2018 and 2019;
  - (b) our unaudited but reviewed non-consolidated and consolidated financial statements for the nine months ended December 31, 2019;
  - (c) the Agency Agreement and the forms of the Global Notes, the Notes in definitive form, the Receipts, the Coupons and the Talons;
  - (d) a copy of this Offering Circular;
  - (e) any future offering circulars, prospectuses, information memoranda and supplements, including Pricing Supplements (save that a Pricing Supplement relating to an unlisted Note will only be available for inspection by a holder of such Note and such holder must produce evidence satisfactory to us and or the Principal Paying Agent as to its holding of Notes and identity) to this Offering Circular and any other documents incorporated herein or therein by reference; and
  - (f) in the case of each issue of listed Notes subscribed pursuant to a subscription agreement, the subscription agreement (or equivalent document).

## INDEX TO FINANCIAL STATEMENTS

### **Non-consolidated Unaudited Financial Results of REC Limited (formerly known as Rural Electrification Corporation Limited) as at and for the Period Ended December 31, 2019**

Independent Auditors' Report.....	F-1
Non-consolidated Balance Sheet as at December 31, 2019.....	F-10
Non-consolidated Statement of Profit and Loss for the Period Ended December 31, 2019.....	F-11
Non-consolidated Statement of Changes in Equity for the Period Ended December 31, 2019..	F-12
Non-consolidated Cash Flow Statement for the Period Ended December 31, 2019.....	F-13
Notes to Accounts.....	F-15

### **Consolidated Financial Statements of REC Limited (formerly known as Rural Electrification Corporation Limited) as at and for the Year Ended March 31, 2019**

Independent Auditors' Report.....	F-82
Consolidated Balance Sheet as at March 31, 2019.....	F-91
Consolidated Statement of Profit and Loss for the Year Ended March 31, 2019.....	F-92
Consolidated Statement of Changes in Equity for the Year Ended March 31, 2019.....	F-93
Consolidated Cash Flow Statement for the Year Ended March 31, 2019.....	F-94
Notes to Accounts.....	F-97

### **Consolidated Financial Statements of REC Limited (formerly known as Rural Electrification Corporation Limited) as at and for the Year Ended March 31, 2018**

Independent Auditors' Report.....	F-213
Consolidated Balance Sheet as at March 31, 2018.....	F-219
Consolidated Statement of Profit and Loss for the Year Ended March 31, 2018.....	F-220
Consolidated Cash Flow Statement for the Year Ended March 31, 2018.....	F-221
Notes to Accounts.....	F-228

### **Consolidated Financial Statements of REC Limited (formerly known as Rural Electrification Corporation Limited) as at and for the Year Ended March 31, 2017**

Independent Auditors' Report.....	F-279
Consolidated Balance Sheet as at March 31, 2017.....	F-285
Consolidated Statement of Profit and Loss for the Year Ended March 31, 2017.....	F-286

Consolidated Cash Flow Statement for the Year Ended March 31, 2017 .....	F-287
Notes to Accounts .....	F-295

S.K. Mittal & Co.  
Chartered Accountants  
E-29, South Extension Part-II  
New Delhi – 110049

O.P. Bagla & Co. LLP  
Chartered Accountants  
8/12, Kalkaji Extension  
New Delhi – 110019

---

**INDEPENDENT AUDITOR'S REVIEW REPORT ON THE STANDALONE UNAUDITED  
FINANCIAL RESULTS FOR THE QUARTER AND NINE MONTHS ENDED 31<sup>ST</sup>  
DECEMBER 2019**

The Board of Directors,  
REC Limited  
(Formerly Rural Electrification Corporation Limited)  
Core-4, SCOPE Complex,  
7, Lodi Road,  
New Delhi – 110003

1. We have reviewed the accompanying statement of standalone unaudited financial results (including annexed Standalone Balance Sheet as on 31<sup>st</sup> December 2019, Statement of Profit & Loss, Statement of Changes in Equity and Statement of Cash Flows for the period ended as on that date and summarised Notes to Accounts, including Significant Accounting Policies) of **REC Limited (Formerly Rural Electrification Corporation Limited)** ("the Company") for the quarter and nine months ended 31<sup>st</sup> December 2019 ("the Statement") being submitted by the Company pursuant to the requirement of Regulation 33 of the SEBI (Listing Obligations and Disclosure Requirements) Regulations, 2015, as amended.
2. This statement, which is the responsibility of the Company's Management and approved by the Board of Directors, has been prepared in accordance with the recognition and measurement principles laid down in the Indian Accounting Standard 34 'Interim Financial Reporting', prescribed under section 133 of the Companies Act, 2013, as amended ("the Act") read with relevant rules issued thereunder and other accounting principles generally accepted in India. Our responsibility is to issue a report on these financial statements based on our review.
3. We conducted our review of the Statement in accordance with the Standard on Review Engagements (SRE) 2410 "Review of Interim Financial Information Performed by the Independent Auditor of the Entity", issued by the Institute of Chartered Accountants of India. This standard requires that we plan and perform the review to obtain moderate assurance as to whether the financial statements are free of material misstatement. A review is limited primarily to inquiries of company personnel and analytical procedures applied to financial data and thus provides less assurance than an audit. We have not performed an audit and accordingly, we do not express an audit opinion.




4. Based on our review conducted as above, nothing has come to our attention that causes us to believe that the accompanying statement of unaudited financial results, prepared in accordance with recognition and measurement principles laid down in the Indian Accounting Standards specified under Section 133 of the Act, as amended, read with relevant rules issued there under and other accounting principles generally accepted in India, has not disclosed the information required to be disclosed in terms of Regulation 33 of the SEBI (Listing Obligations and Disclosure Requirements) Regulations, 2015, as amended, including the manner in which it is to be disclosed, or that it contains any material misstatement.

#### Other Matters

5. The unaudited standalone financial results of the Company for the quarter and nine months ended 31<sup>st</sup> December 2018 were reviewed by the Statutory Auditors of the Company, both of whom were predecessor audit firms, and they had expressed an unmodified opinion vide their reports dated 8<sup>th</sup> February 2019 on such financial results. The standalone financial information of the Company for the year ended 31<sup>st</sup> March 2019 included in this Statement, were audited by the Statutory auditors of the Company, both of whom were predecessor audit firms, and they had expressed an unmodified opinion on standalone financial statements vide their report dated 24<sup>th</sup> May 2019.
6. Refer Note 3 to the Statement. The company has continued to provide the Expected Credit Loss (ECL) in respect of its loan assets and undisbursed Letters of Comfort based on the report provided by the credit rating agency appointed by the company in this regard. The basis of determination of ECL, which we have relied upon, is arrived at by the agency, considering the parameters which involve certain technicalities and professional expertise.

Our opinion on the Statement is not modified in respect of above matters.

M/s S.K. Mittal & Co.  
Chartered Accountants,  
ICAI Firm Registration: 001135N



Name - S. Murthy  
Designation: Partner  
Membership Number: 072290  
UDIN: 20072290AAAAAD5206

M/s O.P. Bagla & Co. LLP.  
Chartered Accountants,  
ICAI Firm Registration: 000018N/A/50091



Name - Atul Aggarwal  
Designation: Partner  
Membership Number: 092656  
UDIN : 20092656AAAABM7448

Place : New Delhi

Date : 4<sup>th</sup> February 2020

S.K. Mittal & Co.  
Chartered Accountants  
E-29, South Extension Part-II  
New Delhi – 110049

O.P. Bagla & Co. LLP  
Chartered Accountants  
8/12, Kalkaji Extension  
New Delhi – 110019

---

**INDEPENDENT AUDITOR'S REVIEW REPORT ON THE CONSOLIDATED UNAUDITED FINANCIAL RESULTS FOR THE QUARTER AND NINE MONTHS ENDED 31<sup>ST</sup> DECEMBER 2019**

The Board of Directors,  
REC Limited  
(Formerly Rural Electrification Corporation Limited)  
Core-IV, SCOPE Complex,  
7, Lodi Road,  
New Delhi – 110003

1. We have reviewed the accompanying Statement of Consolidated Unaudited Financial Results (including annexed Consolidated Balance Sheet as on 31<sup>st</sup> December 2019, Statement of Profit & Loss, Statement of Changes in Equity and Statement of Cash Flows for the period ended as on that date and summarised Notes to Accounts, including Significant Accounting Policies) of **REC Limited (Formerly Rural Electrification Corporation Limited)** ("the Parent") and its subsidiaries (the Parent and its subsidiaries together referred to as "the Group"), and its share of the net profit after tax and total comprehensive income of its joint venture for the quarter and nine months ended 31<sup>st</sup> December 2019 ("the Statement"), being submitted by the Parent pursuant to the requirement of Regulation 33 of the SEBI (Listing Obligations and Disclosure Requirements) Regulations, 2015, as amended. Attention is drawn to the fact that the consolidated figures for the corresponding quarter and nine months ended 31<sup>st</sup> December 2018, as reported in these financial results have been approved by the Parent's Board of Directors, but have not been subjected to review.
2. This Statement, which is the responsibility of the Parent's Management and approved by the Parent's Board of Directors, has been prepared in accordance with the recognition and measurement principles laid down in Indian Accounting Standard 34 "Interim Financial Reporting" ("Ind AS 34"), prescribed under Section 133 of the Companies Act, 2013, and other accounting principles generally accepted in India. Our responsibility is to express a conclusion on the Statement based on our review.
3. We conducted our review of the Statement in accordance with the Standard on Review Engagements (SRE) 2410 "Review of Interim Financial Information Performed by the Independent Auditor of the Entity", issued by the Institute of Chartered Accountants of India. A review of interim financial information consists of making inquiries, primarily of persons responsible for financial and accounting matters, and applying analytical and other review procedures. A review is substantially less in scope than an audit conducted in accordance with Standards on Auditing and consequently does not enable us to obtain



assurance that we would become aware of all significant matters that might be identified in an audit. Accordingly, we do not express an audit opinion.

4. We also performed procedures in accordance with the circular issued by the SEBI under Regulation 33 (8) of the SEBI (Listing Obligations and Disclosure Requirements) Regulations, 2015, as amended, to the extent applicable.

5. The Statement includes the results of the following entities:

**List of Subsidiaries:**

- i) REC Power Distribution Company Limited
- ii) REC Transmission Projects Company Limited

**List of Joint Venture:**

- i) Energy Efficiency Services Limited, using equity method


6. Based on our review conducted and procedures performed as stated in paragraph 3 above and based on the consideration of the review reports other auditors referred to in paragraph 6 below, nothing has come to our attention that causes us to believe that the accompanying Statement, prepared in accordance with the Indian Accounting Standards as specified under Section 133 of the Act, as amended, read with relevant rules issued there under and other accounting principles generally accepted in India, has not disclosed the information required to be disclosed in terms of Regulation 33 of the SEBI (Listing Obligations and Disclosure Requirements) Regulations, 2015, as amended, including the manner in which it is to be disclosed, or that it contains any material misstatement.

**Other Matters**

7. The consolidated financial information of the Company for the year ended 31<sup>st</sup> March 2019 included in this Statement, were audited by the Statutory auditors of the Company, both of whom were predecessor audit firms, and they had expressed an unmodified opinion on consolidated financial statements vide their report dated 24<sup>th</sup> May 2019.

8. We did not review the interim financial results of two subsidiaries included in the consolidated unaudited financial results, whose interim financial results reflect total assets of Rs. 729.70 crores as at 31<sup>st</sup> Dec. 2019 and total revenues of Rs. 70.22 crores and Rs. 159.25 crores, total net profit after tax of Rs. 30.20 crores and Rs. 53.75 crores and total comprehensive income of Rs. 30.20 crores and Rs. 53.75 crores, for the quarter and nine months ended 31<sup>st</sup> Dec. 2019 respectively, and cash flows (net) of Rs. 5.20 crores for the nine months ended 31<sup>st</sup> Dec. 2019, as considered in the consolidated unaudited financial results. These interim financial results have been reviewed by other auditors whose reports have been furnished to us by the Management and our conclusion on the Statement, in so far as it relates to the amounts and disclosures included in respect of these subsidiaries is based solely on the reports of the other auditors and the procedures performed by us as stated in paragraph 3 above.

9. The consolidated unaudited financial results also includes the Group's share of net profit after tax of Rs. 3.05 crores and Rs. 7.36 crores and total comprehensive income of Rs. 3.05 crores and Rs. 4.12 crores for the quarter and nine months ended 31<sup>st</sup> Dec. 2019






respectively, as considered in the consolidated unaudited financial results, in respect of one joint venture based on their interim financial information which have not been reviewed/audited by their auditors. These interim financial results/ information are certified by the Management. According to the information and explanations given to us by the Management, these interim financial information are not material to the Group.

10. Refer Note 3 to the Statement. The company has continued to provide the Expected Credit Loss (ECL) in respect of its loan assets and undisbursed Letters of Comfort based on the report provided by the credit rating agency appointed by the company in this regard. The basis of determination of ECL, which we have relied upon, is arrived at by the agency, considering the parameters which involve certain technicalities and professional expertise.

Our conclusion on the Statement is not modified in respect of the above matters.

**M/s S.K. Mittal & Co.**  
**Chartered Accountants**

**ICAI Firm Registration No.: 001135N**



**Name: S. Murthy**  
**Designation: Partner**  
**Membership Number: 072290**  
**UDIN: 20072290AAAAAE5785**

**M/s O.P. Bagla & Co. LLP.**  
**Chartered Accountants**

**ICAI Firm Registration No. : 000018N/N500091**



**Name: Atul Aggarwal**  
**Designation: Partner**  
**Membership Number: 092656**  
**UDIN : 20092656AAAABN7678**

**Place : New Delhi**

**Date : 4<sup>th</sup> February 2020**

**REC Limited (formerly Rural Electrification Corporation Limited) - A Govt. of India Enterprise**  
Registered Office - Core-4, SCOPE Complex, 7, Lodhi Road, New Delhi - 110003, CIN: L40101DL1969GOI005095

**Statement of Unaudited Standalone Financial Results for the Period ended 31-12-2019**

(₹ in Crores)

Sl. No.	Particulars	Quarter Ended			Period Ended		Year Ended
		31-12-2019 (Unaudited)	30-09-2019 (Unaudited)	31-12-2018 (Unaudited)	31-12-2019 (Unaudited)	31-12-2018 (Unaudited)	31-03-2019 (Audited)
1	<b>Income</b>						
A	<b>Interest income</b>						
(i)	Interest income on loan assets	7,464.76	7,347.14	6,567.09	21,731.17	18,234.41	24,727.90
(ii)	Other interest income	66.82	57.54	58.38	177.04	186.25	243.12
	<b>Sub-total (A) - Interest Income</b>	<b>7,531.58</b>	<b>7,404.68</b>	<b>6,625.47</b>	<b>21,908.21</b>	<b>18,420.66</b>	<b>24,971.02</b>
B	<b>Other Operating Income</b>						
(i)	Dividend income	-	15.26	2.40	15.26	56.64	113.61
(ii)	Fees and commission income	12.03	2.69	93.53	28.96	222.29	225.09
(iii)	Net gain/ (loss) on fair value changes	107.15	175.55	(1,212.69)	92.12	413.51	(348.52)
	<b>Sub-total (B) - Other Operating Income</b>	<b>119.18</b>	<b>193.50</b>	<b>(1,116.76)</b>	<b>136.34</b>	<b>692.44</b>	<b>(9.82)</b>
C	<b>Total Revenue from Operations (A+B)</b>	<b>7,650.76</b>	<b>7,598.18</b>	<b>5,508.71</b>	<b>22,044.55</b>	<b>19,113.10</b>	<b>24,961.20</b>
D	<b>Other Income</b>	<b>2.23</b>	<b>2.64</b>	<b>3.66</b>	<b>7.87</b>	<b>17.35</b>	<b>31.44</b>
	<b>Total income (C+D)</b>	<b>7,652.99</b>	<b>7,600.82</b>	<b>5,512.37</b>	<b>22,052.42</b>	<b>19,130.45</b>	<b>24,992.64</b>
2	<b>Expenses</b>						
A	Finance costs	4,767.95	4,714.73	4,081.65	14,055.25	11,480.41	15,641.54
B	Net translation/ transaction exchange loss/ (gain)	353.02	630.06	(532.36)	1,025.15	582.87	521.19
C	Fees and commission expense	4.11	4.04	7.75	14.95	22.07	34.38
D	Impairment on financial instruments	78.33	300.27	26.40	351.10	222.55	240.33
E	Employee benefits expenses	39.72	44.10	41.25	133.68	111.06	157.53
F	Depreciation and amortization	2.29	2.47	1.96	6.85	5.14	7.17
G	Corporate social responsibility expenses	31.04	26.18	25.04	82.03	84.51	103.39
H	Other expenses	33.25	39.19	30.78	98.35	155.64	186.61
	<b>Total expenses (A to H)</b>	<b>5,309.71</b>	<b>5,761.04</b>	<b>3,682.47</b>	<b>15,767.36</b>	<b>12,664.25</b>	<b>16,892.14</b>
3	<b>Profit before tax (1-2)</b>	<b>2,343.28</b>	<b>1,839.78</b>	<b>1,829.90</b>	<b>6,285.06</b>	<b>6,466.20</b>	<b>8,100.50</b>
4	<b>Tax expense</b>						
A	<b>Current tax</b>						
-	Current year	447.31	232.10	806.41	1,262.19	1,452.52	1,805.65
-	Earlier years	53.81	-	-	64.11	-	(14.01)
B	<b>Deferred tax</b>	199.81	300.92	(251.06)	508.31	506.09	545.14
	<b>Total tax expense (A+B)</b>	<b>700.93</b>	<b>533.02</b>	<b>555.35</b>	<b>1,834.61</b>	<b>1,958.61</b>	<b>2,336.78</b>
5	<b>Net profit for the period (3-4)</b>	<b>1,642.35</b>	<b>1,306.76</b>	<b>1,274.55</b>	<b>4,450.45</b>	<b>4,507.59</b>	<b>5,763.72</b>
6	<b>Other comprehensive Income/(Loss)</b>						
(i)	<b>Items that will not be reclassified to profit or loss</b>						
(a)	Re-measurement gains/(losses) on defined benefit plans	-	7.96	-	7.96	7.46	(19.37)
(b)	Changes in fair value of FVOCI equity instruments	56.13	(72.83)	68.84	(40.31)	(25.24)	(47.26)
(c)	Income tax relating to these items						
-	Re-measurement gains/(losses) on defined benefit plans	-	(2.00)	(2.61)	(2.00)	(2.61)	6.77
-	Changes in fair value of FVOCI equity instruments	0.40	11.61	1.02	12.79	(0.80)	(0.68)
	<b>Sub-total (i)</b>	<b>56.53</b>	<b>(55.26)</b>	<b>67.25</b>	<b>(21.56)</b>	<b>(21.19)</b>	<b>(60.54)</b>
(ii)	<b>Items that will be reclassified to profit or loss</b>						
	<b>Other comprehensive Income/(Loss) for the period (i+ii)</b>	<b>56.53</b>	<b>(55.26)</b>	<b>67.25</b>	<b>(21.56)</b>	<b>(21.19)</b>	<b>(60.54)</b>
7	<b>Total comprehensive income for the period (5+6)</b>	<b>1,698.88</b>	<b>1,251.50</b>	<b>1,341.80</b>	<b>4,428.89</b>	<b>4,486.40</b>	<b>5,703.18</b>
8	<b>Paid up equity share capital (Face Value ₹10 per share)</b>	<b>1,974.92</b>	<b>1,974.92</b>	<b>1,974.92</b>	<b>1,974.92</b>	<b>1,974.92</b>	<b>1,974.92</b>
9	<b>Other equity (as per audited balance sheet as at 31st March)</b>						<b>32,328.02</b>
10	<b>Basic &amp; Diluted earnings per equity share of ₹ 10 each) (in ₹)</b>						
A	For continuing operations	8.32	6.62	6.45	22.53	22.82	29.18
B	For continuing and discontinued operations	8.32	6.62	6.45	22.53	22.82	29.18

See accompanying notes to the financial results.



**Statement of Unaudited Consolidated Financial Results for the Period ended 31-12-2019**

(₹ in Crores)

Sl. No.	Particulars	Quarter Ended			Period Ended		Year Ended
		31-12-2019 (Unaudited)	30-09-2019 (Unaudited)	31-12-2018 (Unaudited)	31-12-2019 (Unaudited)	31-12-2018 (Unaudited)	31-03-2019 (Audited)
<b>1</b>	<b>Income</b>						
<b>A</b>	<b>Interest Income</b>						
(i)	Interest income on loan assets	7,464.76	7,347.14	6,567.09	21,731.17	18,234.41	24,727.90
(ii)	Other interest income	69.04	59.58	59.65	184.77	195.84	255.72
	<b>Sub-total (A) - Interest Income</b>	<b>7,533.80</b>	<b>7,406.72</b>	<b>6,626.74</b>	<b>21,915.94</b>	<b>18,430.25</b>	<b>24,983.62</b>
<b>B</b>	<b>Other Operating Income</b>						
(i)	Dividend income	(2.10)	15.26	2.40	13.16	10.30	20.38
(ii)	Fees and commission income	12.03	2.69	93.53	28.96	222.29	225.09
(iii)	Net gain on fair value changes	107.15	175.55	(1,212.69)	92.12	413.51	(348.52)
(iv)	Sale of services	61.87	52.89	24.00	132.18	86.53	169.93
	<b>Sub-total (B) - Other Operating Income</b>	<b>178.95</b>	<b>246.39</b>	<b>(1,092.76)</b>	<b>266.42</b>	<b>732.63</b>	<b>66.88</b>
<b>C</b>	<b>Total Revenue from Operations (A+B)</b>	<b>7,712.75</b>	<b>7,653.11</b>	<b>5,533.98</b>	<b>22,182.36</b>	<b>19,162.88</b>	<b>25,050.50</b>
<b>D</b>	<b>Other Income</b>	<b>3.97</b>	<b>6.19</b>	<b>3.96</b>	<b>13.25</b>	<b>18.13</b>	<b>32.31</b>
	<b>Total income (C+D)</b>	<b>7,716.72</b>	<b>7,659.30</b>	<b>5,537.94</b>	<b>22,195.61</b>	<b>19,181.01</b>	<b>25,082.81</b>
<b>2</b>	<b>Expenses</b>						
<b>A</b>	<b>Finance costs</b>	<b>4,766.22</b>	<b>4,713.55</b>	<b>4,081.08</b>	<b>14,051.08</b>	<b>11,478.68</b>	<b>15,639.20</b>
<b>B</b>	<b>Net translation/ transaction exchange loss/ (gain)</b>	<b>353.02</b>	<b>630.06</b>	<b>(532.36)</b>	<b>1,025.15</b>	<b>582.87</b>	<b>521.19</b>
<b>C</b>	<b>Fees and commission expense</b>	<b>4.11</b>	<b>4.04</b>	<b>7.75</b>	<b>14.95</b>	<b>22.07</b>	<b>34.38</b>
<b>D</b>	<b>Impairment on financial instruments</b>	<b>81.56</b>	<b>309.42</b>	<b>26.49</b>	<b>362.93</b>	<b>222.00</b>	<b>243.49</b>
<b>E</b>	<b>Cost of services rendered</b>	<b>17.15</b>	<b>16.63</b>	<b>16.60</b>	<b>48.57</b>	<b>47.14</b>	<b>85.15</b>
<b>F</b>	<b>Employee benefits expenses</b>	<b>44.23</b>	<b>48.66</b>	<b>46.03</b>	<b>147.26</b>	<b>126.18</b>	<b>177.37</b>
<b>G</b>	<b>Depreciation and amortization</b>	<b>2.77</b>	<b>2.91</b>	<b>2.23</b>	<b>8.21</b>	<b>6.01</b>	<b>8.29</b>
<b>H</b>	<b>Corporate social responsibility expenses</b>	<b>31.21</b>	<b>26.84</b>	<b>25.04</b>	<b>82.87</b>	<b>84.91</b>	<b>104.49</b>
<b>I</b>	<b>Other expenses</b>	<b>33.03</b>	<b>38.45</b>	<b>30.08</b>	<b>96.20</b>	<b>161.44</b>	<b>188.76</b>
	<b>Total Expenses (A to I)</b>	<b>5,333.30</b>	<b>5,790.56</b>	<b>3,702.94</b>	<b>15,837.22</b>	<b>12,731.30</b>	<b>17,002.32</b>
<b>3</b>	<b>Share of Profit of Joint Venture accounted for using equity method</b>	<b>3.05</b>	<b>(2.04)</b>	<b>7.84</b>	<b>7.36</b>	<b>(0.37)</b>	<b>9.95</b>
<b>4</b>	<b>Profit before Tax (1-2+3)</b>	<b>2,386.47</b>	<b>1,866.70</b>	<b>1,842.84</b>	<b>6,365.75</b>	<b>6,449.34</b>	<b>8,090.44</b>
<b>5</b>	<b>Tax Expense</b>						
<b>A</b>	<b>Current Tax</b>						
-	Current Year	458.62	242.33	807.56	1,284.60	1,459.89	1,826.51
-	Earlier Years	53.81	-	-	64.11	-	(13.28)
<b>B</b>	<b>Deferred Tax</b>	<b>207.23</b>	<b>301.90</b>	<b>(248.72)</b>	<b>518.76</b>	<b>500.73</b>	<b>535.83</b>
	<b>Total Tax Expense (A+B)</b>	<b>719.66</b>	<b>544.23</b>	<b>558.84</b>	<b>1,867.47</b>	<b>1,960.62</b>	<b>2,349.06</b>
<b>6</b>	<b>Net profit for the period (4-5)</b>	<b>1,666.81</b>	<b>1,322.47</b>	<b>1,284.00</b>	<b>4,498.28</b>	<b>4,488.72</b>	<b>5,741.38</b>



Sl. No.	Particulars	Quarter Ended			Period Ended		Year Ended
		31-12-2019 (Unaudited)	30-09-2019 (Unaudited)	31-12-2018 (Unaudited)	31-12-2019 (Unaudited)	31-12-2018 (Unaudited)	31-03-2019 (Audited)
7	<b>Other comprehensive Income/(Loss)</b>						
	(i) <b>Items that will not be reclassified to profit or loss</b>						
	(a) Re-measurement gains/(losses) on defined benefit plans	-	7.96	-	7.96	7.46	(19.37)
	(b) Changes in fair value of FVOCI equity instruments	56.13	(72.83)	68.84	(40.31)	(25.24)	(47.26)
	(c) Share of Profit of Joint Venture accounted for using equity method	-	(0.12)	-	(0.12)	0.05	(0.05)
	(d) Income tax relating to these items						
	- Re-measurement gains/(losses) on defined benefit plans	-	(2.00)	(2.61)	(2.00)	(2.61)	6.77
	- Changes in fair value of FVOCI equity instruments	0.40	11.61	1.02	12.79	(0.80)	(0.68)
	- Share of Profit of Joint Venture accounted for using equity method	-	0.02	-	0.02	(0.01)	-
	<b>Sub-total (i)</b>	<b>56.53</b>	<b>(55.36)</b>	<b>67.25</b>	<b>(21.66)</b>	<b>(21.15)</b>	<b>(60.59)</b>
	(ii) <b>Items that will be reclassified to profit or loss</b>						
	(a) Share of other comprehensive income/ (loss) of joint venture accounted for using equity method	-	-	-	(3.94)	-	-
	(b) Income tax relating to these items	-	(0.01)	-	0.80	-	-
	<b>Sub-total (ii)</b>	<b>-</b>	<b>(0.01)</b>	<b>-</b>	<b>(3.14)</b>	<b>-</b>	<b>-</b>
	<b>Other comprehensive income/(loss) for the period (i + ii)</b>	<b>56.53</b>	<b>(55.37)</b>	<b>67.25</b>	<b>(24.80)</b>	<b>(21.15)</b>	<b>(60.59)</b>
8	<b>Total comprehensive Income for the period (6+7)</b>	<b>1,723.34</b>	<b>1,267.10</b>	<b>1,351.25</b>	<b>4,473.48</b>	<b>4,467.57</b>	<b>5,680.79</b>
9	Paid up Equity Share Capital (Face Value ₹10 per share)	1,974.92	1,974.92	1,974.92	1,974.92	1,974.92	1,974.92
10	Other Equity (as per audited balance sheet as at 31st March)						32,571.42
11	<b>Basic &amp; Diluted earnings per equity share of ₹ 10 each) (in ₹)</b>						
	A For continuing operations	8.44	6.70	6.50	22.78	22.73	29.07
	B For continuing and discontinued operations	8.44	6.70	6.50	22.78	22.73	29.07

See accompanying notes to the financial results.





**Notes:**

- The above financial results of the Company were reviewed by the Audit Committee and approved and taken on record by the Board of Directors at the meetings held on 4th February 2020. These results have been subjected to limited review by the Statutory Auditors of the Company. However, the consolidated figures for the comparative period ended 31st December 2018 as reported in these financial results, have not been subjected to limited review.
- The accounts of the subsidiary companies, REC Power Distribution Company Limited (standalone) and REC Transmission Projects Company Limited (consolidated), subjected to the limited review and unaudited standalone accounts of Joint Venture Company, Energy Efficiency Services Limited, have been consolidated in accordance with the Indian Accounting Standard 110 'Consolidated Financial Statements', Indian Accounting Standard 111 'Joint Arrangements' and Indian Accounting Standard 28 'Investments in Associates and Joint Ventures'.
- Details of credit-impaired loan assets and allowance towards Expected Credit Loss (ECL) maintained in respect of such accounts is as under:

		(₹ in Crores)	
S. No.	Particulars	As at 31st December 2019	As at 31st March 2019
1.	Credit-impaired loan assets	19,688.78	20,348.44
2.	Allowance towards ECL	9,979.11	9,698.95
	<b>Impairment Allowance Coverage (%) (2/1)</b>	<b>50.68%</b>	<b>47.66%</b>

- Interest income on credit-impaired loan assets is not being recognised as a matter of prudence, pending the outcome of resolutions of such assets.
- The Company has adopted the Accounting policy in respect of appropriation of recovery under One Time Settlement/ Insolvency and Bankruptcy Code (IBC) proceedings which prescribes that unless otherwise agreed, such recovery will be appropriated towards the principal outstanding and thereafter, towards interest.  
Pursuant to the One Time Settlement arrangement executed on 23rd December 2019 in respect of one of the Stage-III borrowers, the Company has appropriated entire recovery of ₹ 478.09 crores towards the principal outstanding of ₹ 743.83 crores. Accordingly, the Company has written-off the balance loan amount of ₹ 265.74 crores with reversal of corresponding provision of ₹ 337.35 Crores.
- The Company, along with its subsidiaries has adopted Ind AS 116 'Leases', using modified retrospective method with the initial date of application of 1st April, 2019. Accordingly, in one of the subsidiaries, REC Power Distribution Company Limited, an amount of ₹ 2.65 crores have been recognised as the Right of Use assets (ROU) on the initial date of application, which is equivalent to the lease liability.
- The Company has declared an interim dividend of ₹ 11 per equity share of ₹ 10/- each for the financial year 2019-20 and 12th February 2020 has been fixed as the Record Date for payment of Interim Dividend.  
The Company's main business is to provide finance to power sector. Accordingly, the company does not have more than one segment eligible for reporting in terms of Indian Accounting Standard (Ind AS) 108 'Operating Segments'.
- The Company had exercised the option permitted under Section 115BAA of the Income Tax Act, 1961 as introduced by the Taxation Laws (Amendment) Ordinance, 2019 and accordingly, has recognised the Provision for Income Tax (current tax) for the quarter and nine months ended 31st December 2019 on annualised basis. Also, Deferred Tax Assets/ Liability has been remeasured on the basis of the rate prescribed under Section 115BAA and recognised the effect of change over the financial year by revising the annual effective income tax rate.
- As per the Notification No. G.S.R. 574(E) dated 16th August 2019 issued by the Ministry of Corporate Affairs, the Company, being an NBFC, is not required to create Debenture Redemption Reserve (DRR) pursuant to Sec. 71 of the Companies Act, 2013, read with Rule 18 of the Companies (Share Capital & Debentures) Rules 2014. Pursuant to the notification, the DRR existing in the books of Accounts as at 30th June 2019 amounting to ₹ 1,367.27 crores had been transferred to General Reserve during the quarter ended 30th Sept. 2019.
- The Balance Sheet, Statement of Profit & Loss, Statement of Changes in Equity (SOCIE), Statement of Cash Flows and summarised Notes to Accounts, including Significant Accounting Policies on Standalone basis and Consolidated basis for the period ended 31st December 2019 have been annexed herewith this statement as Annexure-A and Annexure-B respectively.
- For all the secured bonds issued by the Company and outstanding as at 31st December 2019, 100% security cover has been maintained by way of mortgage on certain immovable properties and/or charge on the receivables of the Company.

For REC Limited



Ajeet Kumar Agarwal

Chairman &amp; Managing Director and Director (Finance)

DIN - 02231613

Place: New Delhi

Date: 4th February 2020



## REC Limited (Formerly Rural Electrification Corporation Limited)

Registered Office - Core-4, SCOPE Complex, 7, Lodhi Road, New Delhi - 110003, CIN: L40101DL1969GOI005095

## Balance Sheet as at 31st December 2019

(` in Crores)

S. No.	Particulars	Note No.	As at 31.12.2019	As at 31.03.2019
	<b>ASSETS</b>			
(1)	<b>Financial Assets</b>			
(a)	Cash and cash equivalents	4	2,185.71	342.94
(b)	Other Bank Balances	5	1,529.85	1,253.31
(c)	Derivative financial instruments	6	2,330.64	1,802.58
(d)	Receivables			
(i)	Trade Receivables			
(i)	Other Receivables			
(d)	Loans	7	296,976.72	270,450.92
(e)	Investments	8	2,519.87	2,397.62
(f)	Other financial assets	9	18,378.97	18,342.48
	<b>Total - Financial Assets (1)</b>		<b>323,921.76</b>	<b>294,589.85</b>
(2)	<b>Non-Financial Assets</b>			
(a)	Current tax assets (net)	10	165.32	275.83
(b)	Deferred tax assets (net)	11	1,862.37	2,358.29
(c)	Investment Property	12	0.01	0.01
(d)	Property, Plant & Equipment	13	153.77	153.98
(e)	Capital Work-in-Progress	13	260.41	196.94
(f)	Intangible Assets Under Development	13	1.51	1.59
(g)	Other Intangible Assets	13	9.68	8.51
(h)	Other non-financial assets	14	96.32	132.30
	<b>Total - Non-Financial Assets (2)</b>		<b>2,549.39</b>	<b>3,127.45</b>
	<b>Total ASSETS (1+2)</b>		<b>326,471.15</b>	<b>297,717.30</b>
	<b>LIABILITIES AND EQUITY</b>			
	<b>LIABILITIES</b>			
(1)	<b>Financial Liabilities</b>			
(a)	Derivative financial instruments	6	451.06	159.40
(b)	Debt Securities	15	207,782.82	192,839.79
(c)	Borrowings (other than debt securities)	16	55,045.38	46,662.54
(d)	Subordinated Liabilities	17	4,914.47	4,818.76
(e)	Other financial liabilities	18	19,588.80	18,751.75
	<b>Total - Financial Liabilities (1)</b>		<b>287,782.53</b>	<b>263,232.24</b>
(2)	<b>Non-Financial Liabilities</b>			
(a)	Provisions	19	92.98	99.58
(b)	Other non-financial liabilities	20	80.50	82.54
	<b>Total - Non-Financial Liabilities (2)</b>		<b>173.48</b>	<b>182.12</b>
(3)	<b>EQUITY</b>			
(a)	Equity Share Capital	21	1,974.92	1,974.92
(b)	Other equity	22	36,540.22	32,328.02
	<b>Total - Equity (3)</b>		<b>38,515.14</b>	<b>34,302.94</b>
	<b>Total - LIABILITIES AND EQUITY (1+2+3)</b>		<b>326,471.15</b>	<b>297,717.30</b>



**REC Limited (Formerly Rural Electrification Corporation Limited)**  
Registered Office - Core-4, SCOPE Complex, 7, Lodhi Road, New Delhi - 110003, CIN: L40101DL1969GOI005095

**Statement of Profit and Loss for the Period ended 31st December 2019**

(₹ in Crores)

S. No.	Particulars	Note No.	Period ended 31.12.2019	Period ended 31.12.2018
	<b>Revenue from Operations</b>			
(i)	Interest Income	23	21,908.21	18,420.66
(ii)	Dividend Income	24	15.26	56.64
(iii)	Fees and Commission Income	25	28.96	222.29
(iv)	Net gain on fair value changes	30	92.12	413.51
<b>I.</b>	<b>Total Revenue from Operations (i to iv)</b>		<b>22,044.55</b>	<b>19,113.10</b>
<b>II.</b>	<b>Other Income</b>	26	7.87	17.35
<b>III.</b>	<b>Total Income (I+II)</b>		<b>22,052.42</b>	<b>19,130.45</b>
	<b>Expenses</b>			
(i)	Finance Costs	27	14,055.25	11,480.41
(ii)	Net translation/ transaction exchange loss	28	1,025.15	582.87
(iii)	Fees and commission Expense	29	14.95	22.07
(iv)	Impairment on financial instruments	31	351.10	222.55
(v)	Employee Benefits Expenses	32	133.68	111.06
(vi)	Depreciation and amortization	33	6.85	5.14
(vii)	Corporate Social Responsibility Expenses	34	82.03	84.51
(viii)	Other Expenses	35	98.35	155.64
<b>IV.</b>	<b>Total Expenses (i to ix)</b>		<b>15,767.36</b>	<b>12,664.25</b>
<b>V.</b>	<b>Profit before Tax (III-IV)</b>		<b>6,285.06</b>	<b>6,466.20</b>
<b>VIII.</b>	<b>Exceptional Items</b>		-	-
<b>V.</b>	<b>Profit before Tax (III-IV)</b>		<b>6,285.06</b>	<b>6,466.20</b>
<b>VI.</b>	<b>Tax Expense</b>	36		
(i)	Current tax		1,326.30	1,452.52
(ii)	Deferred Tax		508.31	506.09
	<b>Total Tax Expense (i+ii)</b>		<b>1,834.61</b>	<b>1,958.61</b>
<b>VII.</b>	<b>Profit for the period from continuing operations</b>		<b>4,450.45</b>	<b>4,507.59</b>
<b>X.</b>	<b>Profit from Discontinuing Operations</b>		-	-
<b>XI.</b>	<b>Tax Expense of Discontinuing Operations</b>		-	-
<b>VI.</b>	<b>Profit from discontinued operations</b>		-	-
<b>VI.</b>	<b>Profit for the period</b>		<b>4,450.45</b>	<b>4,507.59</b>
<b>VII.</b>	<b>Other comprehensive Income/(Loss)</b>			
(i)	<b>Items that will not be reclassified to profit or loss</b>			
(a)	Re-measurement gains/(losses) on defined benefit plans		7.96	7.46
(b)	Changes in Fair Value of FVOCI Equity Instruments		(40.31)	(25.24)
(c)	Income tax relating to these items			
	- Re-measurement gains/(losses) on defined benefit plans		(2.00)	(2.61)
	- Changes in Fair Value of FVOCI Equity Instruments		12.79	(0.80)
<b>VIII.</b>	<b>Other comprehensive Income/(Loss) for the period (a+b+c)</b>		<b>(21.56)</b>	<b>(21.19)</b>
<b>IX.</b>	<b>Total comprehensive Income for the period (VII+VIII)</b>		<b>4,428.89</b>	<b>4,486.40</b>
<b>X.</b>	<b>Basic &amp; Diluted Earnings per Equity Share of ₹ 10 each (in ₹)</b>	37		
(1)	For continuing operations		22.53	22.82
(2)	For continuing and discontinued operations		22.53	22.82



**REC Limited (Formerly Rural Electrification Corporation Limited)**  
Registered Office - Core-4, SCOPE Complex, 7, Lodhi Road, New Delhi - 110003, CIN: L40101DL1969CO1005095  
**Statement of Changes in Equity for the period ended 31st December 2019**

**A Equity share capital**

Particulars	As at 31-12-2019	As at 31-12-2018
Opening Balance	1,974.92	1,974.92
Changes in equity share capital during the period	-	-
Closing Balance	1,974.92	1,974.92

**B Other Equity**

Particulars	Reserves & Surplus						Equity Instruments through Other Comprehensive Income	Total		
	Special Reserve created u/s 36(1) (viii) of the Income Tax Act, 1961	Reserve for Bad and doubtful debts u/s 36(1)(vii) of the Income Tax Act, 1961	Reserve Fund u/s 45-4C of Reserve Bank of India Act, 1934	Debenture Redemption Reserve	Securities Premium Account	Foreign Currency Monetary Item Translation Difference Account			General Reserve	Retained Earnings
Balance as at 31st March 2018	13,813.19	2,761.10	-	1,121.54	2,236.54	(86.29)	5,177.40	5,114.51	190.24	30,328.23
Profit for the period	1,067.45	221.41	902.00	147.44	-	-	-	4,507.59	4.85	4,507.59
Re-measurement loss on defined benefit plans	-	-	-	-	-	-	-	-	-	-
Equity Instruments through Other Comprehensive Income	-	-	-	-	-	-	-	-	-	-
Total Comprehensive Income	1,067.45	221.41	902.00	147.44	-	-	-	4,512.44	(26.04)	4,486.40
Transfer to/ (from) Retained Earnings	-	-	-	-	-	-	-	(2,338.30)	-	(345.61)
Dividends	-	-	-	-	-	-	-	(61.35)	-	(61.35)
Dividend Distribution Tax	-	-	-	-	-	-	-	-	-	-
Foreign Currency Translation Loss on long term monetary items during the period	-	-	-	-	-	-	-	-	-	-
Amortisation during the period	-	-	-	-	-	-	-	-	-	-
Balance as at 31st December 2018	14,880.64	2,982.51	902.00	1,268.98	2,236.54	(1,073.66)	5,177.40	6,881.69	164.20	33,028.30
Balance as at 31st March 2019	15,136.78	3,034.72	1,153.00	1,318.13	2,236.54	(764.82)	5,177.40	4,899.39	136.88	32,328.02
Profit for the period	-	-	-	-	-	-	-	-	-	-
Re-measurement loss on defined benefit plans	-	-	-	-	-	-	-	-	-	-
Equity Instruments through Other Comprehensive Income	-	-	-	-	-	-	-	-	-	-
Total Comprehensive Income	1,251.10	266.02	891.00	49.15	-	-	-	4,456.41	(27.52)	4,428.89
Transfer to/ (from) Retained Earnings	-	-	-	-	-	-	-	-	-	-
Transfer to General Reserve	-	-	-	-	-	-	-	-	-	-
Reclassification of gain/ (loss) on sale/ extinguishment of FVOCI equity instrument	-	-	-	-	-	-	-	-	-	-
Foreign Currency Translation Loss on long term monetary items during the period	-	-	-	-	-	-	-	-	-	-
Amortisation during the period	-	-	-	-	-	-	-	-	-	-
Balance as at 31st December 2019	16,387.88	2,972.33	2,044.00	-	2,236.54	(981.57)	6,923.09	6,812.34	195.55	36,540.22





**Statement of Cash Flows for the period ended 31st December 2019**

(₹ in Crores)

PARTICULARS	PERIOD ENDED 31.12.2019	PERIOD ENDED 31.12.2018
<b>A. Cash Flow from Operating Activities :</b>		
Net Profit before Tax	6,285.06	6,466.20
<b>Adjustments for:</b>		
1. Loss on derecognition of Property, Plant and Equipment (net)	0.86	0.56
2. Depreciation & Amortization	6.85	5.14
3. Impairment losses on financial assets	351.10	222.55
4. Adjustments towards Effective Interest Rate in respect of Loans	35.32	(15.37)
5. Adjustments towards Effective Interest Rate in respect of Borrowings	35.10	1.90
6. Fair Value Changes in Derivatives	(78.44)	(411.49)
7. Interest on Commercial Paper	421.17	273.03
8. Interest Accrued on Zero Coupon Bonds	77.75	71.77
9. Loss/ (Gain) on Exchange Rate fluctuation	1,026.12	616.15
10. Dividend Income	(15.26)	(56.64)
11. Interest Income on Investments	(128.46)	(149.95)
<b>Operating profit before Changes in Operating Assets &amp; Liabilities</b>	<b>8,017.17</b>	<b>7,023.85</b>
<b>Inflow / (Outflow) on account of :</b>		
1. Loan Assets	(26,665.04)	(29,720.51)
2. Derivatives	(225.66)	(1,465.52)
3. Other Operating Assets	(564.19)	(6,202.47)
4. Operating Liabilities	561.47	6,514.38
<b>Cash flow from Operations</b>	<b>(18,876.25)</b>	<b>(23,850.27)</b>
1. Income Tax Paid (including TDS)	(1,233.99)	(1,295.81)
2. Income Tax refund	16.67	-
<b>Net Cash Flow from Operating Activities</b>	<b>(20,093.57)</b>	<b>(25,146.08)</b>
<b>B. Cash Flow from Investing Activities</b>		
1. Sale of Property, Plant & Equipment	0.13	0.10
2. Investment in Property, Plant & Equipment (incl. CWIP & Capital Advances)	(59.07)	(59.14)
3. Investment in Intangible Assets (including intangible assets under development)	(3.25)	(4.33)
4. Finance Costs Capitalised	(12.07)	-
5. Investment in Equity Shares of EESL	(71.60)	-
6. Sale of Equity Shares of Indian Energy Exchange Ltd.	4.23	-
6. Redemption of Debt Securities (net of investment)	47.16	351.01
7. Interest Income from investments	58.38	34.92
8. Dividend Income	15.26	56.64
<b>Net Cash Flow from Investing Activities</b>	<b>(20.83)</b>	<b>379.20</b>
<b>C. Cash Flow from Financing Activities</b>		
1. Issue of Rupee Debt Securities (Net of redemptions)	11,048.13	3,671.08
2. Issue of Commercial Paper (net of repayments)	(4,665.95)	3,223.97
3. Raising of Rupee Term Loans/ WCDL from Govt./ Banks/ FIs (net of repayments)	4,924.47	13,800.00
4. Raising of Foreign Currency Debt Securities and Borrowings (net of redemptions)	10,650.52	5,759.64
5. Payment of Dividend on Equity Shares	-	(345.61)
6. Payment of Corporate Dividend Tax	-	(61.35)
<b>Net Cash flow from Financing Activities</b>	<b>21,957.17</b>	<b>26,047.73</b>
<b>Net Increase/Decrease in Cash &amp; Cash Equivalents</b>	<b>1,842.77</b>	<b>1,280.85</b>
Cash & Cash Equivalents as at the beginning of the period	<b>342.94</b>	<b>212.00</b>
<b>Cash &amp; Cash Equivalents as at the end of the period</b>	<b>2,185.71</b>	<b>1,492.85</b>



Components of Cash & Cash Equivalents as at end of the period are:

(₹ in Crores)

PARTICULARS	AS AT 31.12.2019	AS AT 31.12.2018
- Cash in Hand (including postage & imprest)	0.06	0.05
- Balances with Banks	429.93	1,425.02
- Short-term Deposits with Scheduled Banks	1,755.72	67.78
- Short term Investment in Debt Mutual Funds	-	-
- Bank Overdraft	-	-
<b>Total Cash &amp; Cash Equivalents</b>	<b>2,185.71</b>	<b>1,492.85</b>



**REC Limited (Formerly Rural Electrification Corporation Limited)**  
**Registered Office - Core-4, SCOPE Complex, 7, Lodhi Road, New Delhi – 110003**  
**CIN: L40101DL1969GOI005095**

## Notes to Accounts

### 1. Company Overview

REC Limited ("REC" or the "Company") was incorporated in the year 1969. The Company is domiciled in India and is limited by shares, having its registered office and principal place of business at Core-4, SCOPE Complex, 7, Lodhi Road, New Delhi-110003, India. The Company has 22 State offices spread across the country, mainly in the State Capitals and one training center at Hyderabad.

The Company is a Government Company engaged in extending financial assistance across the power sector value chain and is a Systemically Important (Non-Deposit Accepting or Holding) Non-Banking Finance Company (NBFC) registered with Reserve Bank of India (RBI) as an Infrastructure Finance Company (IFC).

REC is a leading public Infrastructure Finance Company in India and the principal products of REC are interest-bearing loans to State Electricity Boards, State Power utilities/State Power Departments and Private sector for all segments of Power infrastructure.

The shares of the Company are listed on National Stock Exchange of India Limited and BSE Limited.

### 2. Significant Accounting Policies

The significant accounting policies applied in preparation of the financial statements are as given below:

#### 2.1 Basis of Preparation and Measurement

The financial statements have been prepared on historical cost basis except for certain financial assets and financial liabilities which are measured at fair values as explained in relevant accounting policies. These policies have been applied consistently for all the periods presented in the financial statements.

##### *Functional and presentation currency*

The financial statements are presented in Indian Rupee ('INR') which is also the functional currency of the Company.

#### 2.2 Income recognition

##### *Interest income*

Interest income is recognized on time proportion basis taking into account the amount outstanding and rate applicable.

Unless otherwise agreed, the recovery under One Time Settlement (OTS)/ Insolvency and Bankruptcy Code (IBC) proceedings is appropriated first towards the principal outstanding and remaining recovery thereafter, towards interest and other charges, if any.

For all financial assets measured at amortized cost, interest income is recorded using the effective interest rate (EIR), i.e. the rate that exactly discounts estimated future cash receipts through the expected life of the financial asset to the net carrying amount of the financial assets.



Interest on financial assets subsequently measured at fair value through profit and loss is recognized on an accrual basis in accordance with the terms of the respective contract.

Rebate on account of timely payment of interest by borrowers is recognized on receipt of entire interest amount due in time, in accordance with the terms of the respective contract and is netted against the corresponding interest income.

*Income from Government schemes*

Income of agency fee on Government schemes is recognized on accrual basis based on the services rendered.

*Dividend income*

Income from dividend on shares of corporate bodies and units of mutual funds is taken into account on accrual basis when REC's right to receive payment is established.

Provided that in case of final dividend, the right to receive payment shall be considered as established only upon approval of the dividend by the shareholders in the Annual General Meeting.

*Other services*

Fees/ charges on loan assets, other than those considered an adjustment to EIR, are accounted for on accrual basis. Pre-payment premium is accounted for by the Company in the year of receipt.

**2.3 Borrowing costs**

Borrowing costs consist of interest and other costs that the Company incurred in connection with the borrowing of funds. Borrowing costs that are directly attributable to the acquisition and/ or construction of a qualifying asset, till the time such a qualifying asset becomes ready for its intended use sale, are capitalized. A qualifying asset is one that necessarily takes a substantial period to get ready for its intended use.

All other borrowing costs are charged to the Statement of Profit and Loss on an accrual basis as per the effective interest rate method.

**2.4 Earnings per share**

Basic earnings per share is calculated by dividing the net profit or loss for the period attributable to equity shareholders (after deducting attributable taxes) by the weighted average number of equity shares outstanding during the period.

To calculate diluted earnings per share, the net profit or loss for the period attributable to equity shareholders and the weighted average number of shares outstanding during the period are adjusted for the effects of all dilutive potential equity shares.

**2.5 Foreign Currency Translation**

*Foreign currency transactions and balances*

Foreign currency transactions are translated into the functional currency of the Company using the exchange rates prevailing on the date of the transaction.



Foreign exchange gains and losses resulting from the settlement of such transactions and the re-measurement of monetary items denominated in foreign currency at period-end exchange rates are recognized in the Statement of Profit or Loss. However, for the long-term monetary items recognized in the financial statements before 1 April 2018, such gains and losses are accumulated in a "Foreign Currency Monetary Item Translation Difference Account" and amortized over the balance period of such long term monetary item, by recognition as income or expense in each of such periods.

Non-monetary items are not retranslated at period-end and are measured at historical cost (translated using the exchange rates at the transaction date).

## 2.6 Intangible assets

### *Recognition and initial measurement*

Intangible assets mainly comprise of computer software which is initially measured at cost. Such assets are recognized where it is probable that the future economic benefits attributable to the assets will flow to the company.

### *Subsequent measurement (amortization method, useful lives and residual value)*

All intangible assets with finite useful life are amortized on a straight line basis over the estimated useful lives, and a possible impairment is assessed if there is an indication that the intangible asset may be impaired. Residual values and useful lives for all intangible assets are reviewed at each reporting date. Changes, if any, are accounted for as changes in accounting estimates. Management estimates the useful life of intangible assets to be five years.

### *Intangible Assets under Development*

Expenditure incurred which are eligible for capitalization under intangible assets is carried as 'Intangible assets under development' till they are ready for their intended use.

### *Derecognition of Intangible Assets*

An intangible asset is derecognized on disposal, or when no future economic benefits are expected from use or disposal. Gains or losses arising from derecognition of an intangible asset, measured as the difference between the net disposal proceeds and the carrying amount of the asset are recognized in the Statement of Profit and Loss when the asset is derecognized.

## 2.7 Property, Plant and Equipment (PPE)

### *Recognition and initial measurement*

#### Land

Land held for use is initially recognized at cost. For land, as no finite useful life can be determined, related carrying amounts are not depreciated. Land also includes land held under finance lease, which is depreciated over the lease term.

#### Other Tangible assets

PPE other than land is initially recognized at acquisition cost or construction cost, including any costs directly attributable to bringing the assets to the location and condition necessary for it to be capable of operating in the manner intended by the Company's management.

Subsequent costs are included in the asset's carrying amount or recognized as a separate asset, as appropriate, only when it is probable that future economic benefits associated with the item will flow to





the Company beyond one year. Maintenance or servicing costs of PPE are recognized in the Statement of Profit and Loss as incurred.

*Subsequent measurement (depreciation method, useful lives, residual value, and impairment)*

PPE are subsequently measured at cost less accumulated depreciation and impairment losses. Depreciation on PPE is provided on the straight-line method over the useful life of the assets as prescribed under Part 'C' of Schedule II of the Companies Act, 2013.

Depreciation on assets purchased/sold during the year is charged for the full month if the asset is in use for more than 15 days, instead of charging the same on pro-rata basis from the date of purchase/sale. Depreciation on assets purchased during the year up to Rs. 5,000/- is provided @ 100%.

Leasehold land is amortized over the lease period.

The residual values, useful lives, and method of depreciation are reviewed at the end of each financial year. PPE other than land is tested for impairment whenever events or changes in circumstances indicate that the carrying amount may not be recoverable.

*De-recognition*

An item of PPE and any significant part initially recognized is derecognized upon disposal or when no future economic benefits are expected from its use or disposal. Any gain or loss arising on de-recognition of an item of PPE is determined as the difference between the net disposal proceeds and the carrying amount of the asset and is recognized in the Statement of Profit and Loss.

*Capital Work-in-Progress*

The cost of PPE under construction at the reporting date is disclosed as 'Capital work-in-progress.' The cost comprises purchase price, borrowing cost if capitalization criteria are met and directly attributable cost of bringing the asset to its working condition for the intended use. Any trade discount and rebates are deducted in arriving at the purchase price. Advances paid for the acquisition/ construction of PPE which are outstanding at the balance sheet date are classified under 'Capital Advances.'

## 2.8 Investment property

Investment properties are the assets which have undetermined future use. Investment properties are measured initially at cost, including transaction costs. Subsequent to initial recognition, the investment properties are stated at cost less accumulated depreciation. The cost comprises purchase price, borrowing cost if capitalization criteria are met and directly attributable cost of bringing the asset to its working condition for the intended use. Any trade discount and rebates are deducted in arriving at the purchase price.

Subsequent costs are included in the asset's carrying amount or recognized as a separate asset, as appropriate, only when it is probable that future economic benefits associated with the item will flow to the Company beyond one year. All other repair and maintenance costs are recognized in the Statement of Profit and Loss as incurred.

*Subsequent measurement (depreciation and useful lives)*

The Company only has land as an investment property, which is not depreciated.



### *De-recognition*

An investment property is derecognized upon disposal or when the investment property is permanently withdrawn from use and no future economic benefits are expected from the disposal. Any gain or loss arising on derecognition of the property (calculated as the difference between the net disposal proceeds and the carrying amount of the asset) is included in profit or loss in the period in which the property is derecognized.

## **2.9 Financial Instruments**

A Financial instrument is any contract that gives rise to a financial asset of one entity and a financial liability or equity instrument of another entity.

### *Initial recognition and measurement*

Financial assets and financial liabilities are recognized when the Company becomes a party to the contractual provisions of the financial instrument and are measured initially at fair value adjusted by transactions costs, except for those carried at fair value through profit or loss which are measured initially at fair value. Subsequent measurement of financial assets and financial liabilities is described below.

### *Classification and subsequent measurement of financial assets*

For the purpose of subsequent measurement, financial assets are classified into the following categories upon initial recognition:

- Amortized cost
- Financial assets at fair value through profit or loss (FVTPL)
- Financial assets at fair value through other comprehensive income (FVOCI)
- Investments in equity shares of subsidiaries and joint ventures (carried at cost in accordance with Ind AS 27)

All financial assets except for those at FVTPL or equity instruments at FVOCI are subject to review for impairment at least at each reporting date to identify whether there is any objective evidence that a financial asset or a group of financial assets is impaired. Different criteria to determine impairment are applied to each category of financial assets, which are described below.

### *Amortized cost*

A financial asset is measured at amortized cost using Effective Interest Rate (EIR) if both of the following conditions are met:

- a) the financial asset is held within a business model whose objective is to hold financial assets to collect contractual cash flows; and
- b) the contractual terms of the financial asset give rise on specified dates to cash flows that are solely payments of principal and interest on the principal amount outstanding.

A loss allowance for expected credit losses is recognized on financial assets carried at amortized cost.

### *Modification of cash flows*

When the contractual cash flows of a financial asset are renegotiated or otherwise modified, and the renegotiation or modification does not result in derecognition of that financial asset, the Company recalculates the gross carrying amount of the financial asset and recognizes a modification gain or loss



in profit or loss. The gross carrying amount of the financial asset shall be recalculated as the present value of the renegotiated or modified contractual cash flows that are discounted at the financial asset's original effective interest rate. Any costs or fees incurred adjust the carrying amount of the modified financial asset and are amortized over the remaining term of the modified financial asset.

#### *Financial assets at FVTPL*

Financial assets at FVTPL include financial assets that are either do not meet the criteria for amortized cost classification or are equity instruments held for trading or that meet certain conditions and are designated at FVTPL upon initial recognition. All derivative financial instruments also fall into this category, except for those designated and effective as hedging instruments, for which the hedge accounting requirements may apply. Assets in this category are measured at fair value with gains or losses recognized in profit or loss. The fair values of financial assets in this category are determined by reference to active market transactions or using a valuation technique where no active market exists.

#### *Financial assets at FVOCI*

FVOCI financial assets comprise of equity instruments measured at fair value. An equity investment classified as FVOCI is initially measured at fair value plus transaction costs. Gains and losses are recognized in other comprehensive income and reported within the FVOCI reserve within equity, except for dividend income, which is recognized in profit or loss. There is no recycling of such gains and losses from OCI to Statement of Profit & Loss, even on the derecognition of the investment. However, the Company may transfer the same within equity.

#### *De-recognition of financial assets*

##### **De-recognition of financial assets due to a substantial modification of terms and conditions**

The Company derecognizes a financial asset, such as a loan to a customer, when the terms and conditions have been renegotiated to the extent that, substantially, it becomes a new loan, with the difference recognized as a derecognition gain or loss, to the extent that an impairment loss has not already been recorded.

##### **De-recognition of financial assets other than due to substantial modification**

Financial assets (or where applicable, a part of financial asset or part of a group of similar financial assets) are derecognized (i.e. removed from the Company's balance sheet) when the contractual rights to receive the cash flows from the financial asset have expired, or when the financial asset and substantially all the risks and rewards are transferred. The Company also derecognizes the financial asset if it has both transferred the financial asset and the transfer qualifies for derecognition.

#### *Classification and subsequent measurement of financial liabilities*

Financial liabilities are measured subsequently at amortized cost using the effective interest method, except for financial liabilities held for trading or designated at FVTPL, that are carried subsequently at fair value with gains or losses recognized in profit or loss.

#### *Derecognition of financial liabilities*

A financial liability is derecognized when the obligation under the liability is discharged or canceled or expires. When an existing financial liability is replaced by another from the same lender on substantially different terms or the terms of an existing liability are substantially modified, such an exchange or modification is treated as the derecognition of the original liability and the recognition of a





new liability. The difference in the respective carrying amounts is recognized in the statement of profit or loss.

*Derivative financial instruments and hedge accounting*

The derivative financial instruments are accounted for at FVTPL. The Company does not apply hedge accounting.

## 2.10 Impairment of financial assets

*Loan assets*

The Company follows a 'three-stage' model for impairment based on changes in credit quality since initial recognition as summarised below:

- Stage 1 includes loan assets that have not had a significant increase in credit risk since initial recognition or that have low credit risk at the reporting date.
- Stage 2 includes loan assets that have had a significant increase in credit risk since initial recognition but that do not have objective evidence of impairment.
- Stage 3 includes loan assets that have objective evidence of impairment at the reporting date.

The Expected Credit Loss (ECL) is measured at 12-month ECL for Stage 1 loan assets and lifetime ECL for Stage 2 and Stage 3 loan assets. ECL is the product of the Probability of Default, Exposure at Default and Loss Given Default, defined as follows:

**Probability of Default (PD)** - The PD represents the likelihood of a borrower defaulting on its financial obligation, either over the next 12 months (12 months PD), or over the remaining lifetime (Lifetime PD) of the obligation.

**Loss Given Default (LGD)** – LGD represents the Company's expectation of the extent of loss on a defaulted exposure. LGD varies by type of counterparty, type, and preference of claim and availability of collateral or other credit support.

**Exposure at Default (EAD)** – EAD is based on the amount of outstanding exposure as on the assessment date on which ECL is computed including undisbursed amounts in respect of Letters of Comfort.

Forward-looking economic information is included in determining the 12-month and lifetime PD, EAD and LGD. The assumptions underlying the expected credit loss are monitored and reviewed on an ongoing basis.

*Financial assets other than Loans*

In respect of its other financial assets, the Company assesses if the credit risk on those financial assets has increased significantly since initial recognition. If the credit risk has not increased significantly since initial recognition, the Company measures the loss allowance at an amount equal to 12-month expected credit losses, else at an amount equal to the lifetime expected credit losses.

To make that assessment, the Company compares the risk of a default occurring on the financial asset as at the balance sheet date with the risk of a default occurring on the financial asset as at the date of initial recognition. The Company also considers reasonable and supportable information, that is available without undue cost or effort, that is indicative of significant increases in credit risk since initial



recognition. The Company assumes that the credit risk on a financial asset has not increased significantly since initial recognition if the financial asset is determined to have low credit risk at the balance sheet date.

#### *Write-offs*

Financial assets are written off either partially or in their entirety only when the Company has stopped pursuing the recovery.

### **2.11 Cash and cash equivalents**

Cash and cash equivalents comprise cash on hand and demand deposits, together with other short-term, highly liquid investments (original maturity less than three months) that are readily convertible into known amounts of cash and which are subject to an insignificant risk of changes in value.

### **2.12 Dividend**

Proposed dividends and interim dividends payable to the shareholders are recognized as changes in equity in the period in which they are approved by the shareholders' meeting and the Board of Directors respectively.

### **2.13 Material prior period errors**

Material prior period errors are corrected retrospectively by restating the comparative amounts for the prior periods presented in which the error occurred. If the error occurred before the earliest period presented, the opening balances of assets, liabilities and equity for the earliest period presented, are restated.

### **2.14 Prepaid Expenses**

A prepaid expense up to Rs. 1,00,000/- is recognized as expense upon initial recognition.

### **2.15 Taxation**

Tax expense recognized in profit or loss comprises the sum of deferred tax and current tax. It is recognized in Statement of Profit and Loss, except when it relates to an item that is recognised in OCI or directly in equity, in which case, the tax is also recognised in OCI or directly in equity.

Current tax is determined as the tax payable in respect of taxable income for the year, using tax rates enacted or substantively enacted and as applicable at the reporting date, and any adjustments to tax payable in respect of previous years.

Deferred tax is recognized on temporary differences between the carrying amounts of assets and liabilities in the financial statements and the corresponding tax bases used in the computation of taxable income. Deferred tax on temporary differences associated with investments in subsidiaries and joint ventures is not provided if reversal of these temporary differences can be controlled by the Company and it is probable that reversal will not occur in the foreseeable future.

Deferred tax assets and liabilities are calculated, without discounting, at tax rates that are expected to apply to their respective period of realization, provided those rates are enacted or substantively enacted by the end of the reporting period. Deferred tax assets and liabilities are offset if there is a legally enforceable right to offset current tax liabilities and assets, and they relate to income taxes levied by the same tax authority.



Deferred tax liability is recognized for all taxable temporary differences. A deferred tax asset is recognized for all deductible temporary differences to the extent that it is probable that future taxable profits will be available against which the deductible temporary difference can be utilized. Deferred tax assets are reviewed at each reporting date and are reduced to the extent that it is no longer probable that the related tax benefit will be realized.

Changes in deferred tax assets or liabilities are recognized as a component of tax income or expense in profit or loss, except where they relate to items that are recognized in other comprehensive income or directly in equity, in which case the related deferred tax is also recognized in other comprehensive income or equity, respectively.

Dividend Distribution Tax is recognized at the same time when the liability to pay a dividend is recognized.

## 2.16 Employee benefits

### Short-term employee benefits

Short-term employee benefits including salaries, short term compensated absences (such as a paid annual leave) where the absences are expected to occur within twelve months after the end of the period in which the employees render the related service, profit sharing and bonuses payable within twelve months after the end of the period in which the employees render the related services and non-monetary benefits for current employees are estimated and measured on an undiscounted basis.

**Post-employment benefit plans are classified into defined benefits plans and defined contribution plans as under:**

#### *Defined contribution plan*

A defined contribution plan is a plan under which the Company pays fixed contributions in respect of the employees into a separate fund. The Company has no legal or constructive obligations to pay further contributions after its payment of the fixed contribution. The contributions made by the Company towards defined contribution plans are charged to the profit or loss in the period to which the contributions relate.

#### *Defined benefit plan*

The Company has an obligation towards gratuity, Post Retirement Medical Facility (PRMF) and Other Defined Retirement Benefit (ODRB) which are being considered as defined benefit plans covering eligible employees. Under the defined benefit plans, the amount that an employee will receive on retirement is defined by reference to the employee's length of service, final salary, and other defined parameters. The legal obligation for any benefits remains with the Company, even if plan assets for funding the defined benefit plan have been set aside.

The Company's obligation towards defined benefit plans is determined using the projected unit credit method, with actuarial valuations being carried out at the end of each annual reporting period. The liability recognized in the statement of financial position for defined benefit plans is the present value of the Defined Benefit Obligation (DBO) at the reporting date less the fair value of plan assets. Management estimates the DBO annually with the assistance of independent actuaries.



Actuarial gains/losses resulting from re-measurements of the liability/asset are included in Other Comprehensive Income.

**Other long-term employee benefits:**

Liability in respect of compensated absences becoming due or expected to be availed more than one-year after the balance sheet date is estimated on the basis of actuarial valuation performed by an independent actuary using the projected unit credit method.

Actuarial gains and losses arising from past experience and changes in actuarial assumptions are charged to statement of profit and loss in the period in which such gains or losses are determined.

**Loan to employees at concessional rate**

Loans given to employees at concessional rate are initially recognized at fair value and subsequently measured at amortised cost. The difference between the initial fair value of such loans and transaction value is recognised as deferred employee cost, which is amortised on a straight-line basis over the expected remaining period of the Loan. In case of change in expected remaining period of the Loan, the unamortised deferred employee cost on the date of change is amortised over the updated expected remaining period of the loan on a prospective basis.

**2.17 Provisions, Contingent Liabilities, and Contingent Assets**

Provisions are recognized when the Company has a present legal or constructive obligation as a result of a past event; it is probable that an outflow of economic resources will be required from the Company and amounts can be estimated reliably. Timing or amount of the outflow may still be uncertain. Provisions are measured at the estimated expenditure required to settle the present obligation, based on the most reliable evidence available at the reporting date, including the risks and uncertainties associated with the present obligation. Provisions are discounted to their present values, where the time value of money is material.

A contingent liability is disclosed for:

- Possible obligations which will be confirmed only by future events not wholly within the control of the Company or
- Present obligations arising from past events where it is not probable that an outflow of resources will be required to settle the obligation or a reliable estimate of the amount of the obligation cannot be made.

In those cases, where the outflow of economic resources as a result of present obligations is considered improbable or remote, no liability is recognized or disclosure is made.

Any reimbursement that the Company can be virtually certain to collect from a third party concerning the obligation (such as from insurance) is recognized as a separate asset. However, this asset may not exceed the amount of the related provision.

Contingent assets are not recognized. However, when the inflow of economic benefits is probable, the related asset is disclosed.

**2.18 Fair value measurement**

The Company measures financial instruments, such as derivatives at fair value at each reporting date.





Fair value is the price that would be received to sell an asset or paid to transfer a liability in an orderly transaction between market participants at the measurement date. The fair value measurement is based on the presumption that the transaction to sell the asset or transfer the liability takes place either:

- In the principal market for the asset or liability, or
- In the absence of a principal market, in the most advantageous market for the asset or liability

The principal or the most advantageous market must be accessible by the Company.

The fair value of an asset or a liability is measured using the assumptions that market participants would use when pricing the asset or liability, including assumptions about risk, assuming that market participants act in their economic best interest. A fair value measurement of a non-financial asset takes into account a market participant's ability to generate economic benefits by using the asset in its highest and best use or by selling it to another market participant that would use the asset in its highest and best use.

The Company uses valuation techniques that are appropriate in the circumstances and for which sufficient data are available to measure fair value, maximizing the use of relevant observable inputs and minimizing the use of unobservable inputs.

All assets and liabilities for which fair value is measured or disclosed in the financial statements are categorized within the fair value hierarchy, described as follows, based on the lowest level input that is significant to the fair value measurement as a whole:

- Level 1 - Quoted (unadjusted) market prices in active markets for identical assets or liabilities
- Level 2 - Valuation techniques for which the lowest level input that is significant to the fair value measurement is directly or indirectly observable
- Level 3 - Valuation techniques for which the lowest level input that is significant to the fair value measurement is unobservable

For assets and liabilities that are recognized in the financial statements regularly, the Company determines whether transfers have occurred between levels in the hierarchy by re-assessing categorization (based on the lowest level input that is significant to the fair value measurement as a whole) at the end of each reporting period.

### 3 Significant management judgment in applying accounting policies and estimation of uncertainty

The preparation of the Company's financial statements requires management to make judgments, estimates, and assumptions that affect the reported amounts of revenues, expenses, assets and liabilities, and the related disclosures. Actual results may differ from these estimates.

#### *Significant management judgments*

**Recognition of deferred tax assets/ liability** – The extent to which deferred tax assets can be recognized is based on an assessment of the probability of the future taxable income against which the deferred tax assets can be utilized. Further, the Company Management has no intention to make withdrawal from the Special Reserve created and maintained under section 36(1)(viii) of the Income tax Act, 1961 and thus, the special reserve created and maintained is not capable of being reversed. Hence, the company does not create any deferred tax liability on the said reserve.



**Evaluation of indicators for impairment of assets** – The evaluation of the applicability of indicators of impairment of assets requires assessment of several external and internal factors which could result in deterioration of recoverable amount of the assets.

**Non recognition of Interest Income on Credit Impaired Loans** - Interest income on credit-impaired loan assets is not being recognised as a matter of prudence, pending the outcome of resolutions of stressed assets.

*Significant estimates*

**Useful lives of depreciable/amortizable assets** – Management reviews its estimate of the useful lives of depreciable/amortizable assets at each reporting date, based on the expected utility of the assets. Uncertainties in these estimates relate to technical and economic obsolescence that may change the utility of assets.

**Defined benefit obligation (DBO)** – Management’s estimate of the DBO is based on a number of underlying assumptions such as standard rates of inflation, mortality, discount rate and anticipation of future salary increases. Variation in these assumptions may significantly impact the DBO amount and the annual defined benefit expenses.

**Fair value measurements** – Management applies valuation techniques to determine the fair value of financial instruments (where active market quotes are not available). This involves developing estimates and assumptions consistent with how market participants would price the instrument. In estimating the fair value of an asset or a liability, the Company uses market-observable data to the extent it is available. In case of non-availability of market-observable data, Level 2 & Level 3 hierarchy is used for fair valuation.

**Income Taxes** – Significant estimates are involved in determining the provision for income taxes, including amount expected to be paid/recovered for uncertain tax positions and also in respect of expected future profitability to assess deferred tax asset.

**Expected Credit Loss ('ECL')** – The measurement of an expected credit loss allowance for financial assets measured at amortized cost requires the use of complex models and significant assumptions about future economic conditions and credit behavior (e.g., likelihood of customers defaulting and resulting losses). The Company makes significant judgments about the following while assessing expected credit loss to estimate ECL:

- Determining criteria for a significant increase in credit risk;
- Establishing the number and relative weightings of forward-looking scenarios for each type of product/ market and the associated ECL; and
- Establishing groups of similar financial assets to measure ECL.
- Estimating the probability of default and loss given default (estimates of recoverable amounts in case of default)



4. Cash and Cash Equivalents

(₹ in Crores)

Particulars	As at 31-12-19	As at 31-03-19
- Balances with Banks	429.93	339.97
- Cash on Hand (including postage & imprest)	0.06	0.01
<i>Sub-total</i>	<b>429.99</b>	<b>339.98</b>
- Term Deposits & Other Cash Equivalents		
- Short-term Deposits with Scheduled Banks	1,755.72	2.96
- Short term Investment in Debt Mutual Funds	-	-
<i>Sub-total</i>	<b>1,755.72</b>	<b>2.96</b>
<b>Total (Cash &amp; Cash Equivalents)</b>	<b>2,185.71</b>	<b>342.94</b>

5. Other Bank Balances

(₹ in Crores)

Particulars	As at 31-12-19	As at 31-03-19
- Earmarked Balances with Banks		
- For unpaid dividends	4.84	4.15
- For govt. funds for onward disbursement as grant	1,227.81	522.50
- Earmarked Term Deposits		
- For govt. funds for further disbursement	-	2.15
- Deposits in Compliance of Court Order	0.53	2.47
- Balances with banks not available for use pending allotment of securities	296.67	722.04
<b>Total (Other Bank Balances)</b>	<b>1,529.85</b>	<b>1,253.31</b>



6. Derivative Financial Instruments

The Company has entered into derivative contracts for hedging foreign exchange risks and interest rate risks. Derivative contracts held for risk management purposes can either be accounted under hedge accounting or as economic hedges. However Company has elected not to apply hedge accounting.

Part I

Particulars	As at 31-12-19				As at 31-03-19				
	Notional Amounts	Fair Value - Assets	Fair Value - Liabilities	Notional Amounts	Fair Value - Assets	Fair Value - Liabilities	Notional Amounts	Fair Value - Assets	Fair Value - Liabilities
(i) Currency Derivatives									
- Spot and forwards	534.56	3.12	-	518.78	-	10.26	-	-	10.26
- Currency swaps	6,174.70	215.41	248.85	5,701.69	419.05	0.41			
- Others									
- Call Spread	5,737.56	250.91	-	3,839.01	129.43	-			
- Seagull Options	18,602.77	1,663.09	-	14,306.98	1,093.63	18.57			
Sub-total (i)	31,049.59	2,132.53	248.85	24,366.46	1,642.11	29.24			
(ii) Interest Rate Derivatives									
- Forward Rate Agreements and Interest Rate Swaps	26,004.65	198.11	202.21	21,436.70	160.47	130.16			
Sub-total (ii)	26,004.65	198.11	202.21	21,436.70	160.47	130.16			
Total - Derivative Financial Instruments (i + ii)	57,054.24	2,330.64	451.06	45,803.16	1,802.58	159.40			

Part II

Included in Part I are derivatives held for hedging and risk management purposes as below:

Particulars	As at 31-12-19				As at 31-03-19				
	Notional Amounts	Fair Value - Assets	Fair Value - Liabilities	Notional Amounts	Fair Value - Assets	Fair Value - Liabilities	Notional Amounts	Fair Value - Assets	Fair Value - Liabilities
(i) Undesignated Derivatives									
	57,054.24	2,330.64	451.06	45,803.16	1,802.58	159.40			
Total - Derivative Financial Instruments	57,054.24	2,330.64	451.06	45,803.16	1,802.58	159.40			





7. Loans

The Company has categorised all loans at Amortised Cost in accordance with the requirements of Ind AS 109.

(₹ in Crores)

Particulars	As at 31-12-19		As at 31-03-19	
	Principal O/s	Amortised Cost	Principal O/s	Amortised Cost
<b>(A) Loans</b>				
(i) Term Loans	306,408.28	307,408.61	279,021.68	279,748.67
(ii) Working Capital Loans	1,016.84	1,032.77	2,188.00	2,200.18
<b>Total (A) - Gross Loans</b>	<b>307,425.12</b>	<b>308,441.38</b>	<b>281,209.68</b>	<b>281,948.85</b>
Less: Impairment loss allowance	(11,464.66)	(11,464.66)	(11,497.93)	(11,497.93)
<b>Total (A) - Net Loans</b>	<b>295,960.46</b>	<b>296,976.72</b>	<b>269,711.75</b>	<b>270,450.92</b>
<b>(B) Security Details</b>				
(i) Secured by tangible assets	234,580.94	235,335.27	216,394.62	206,845.46
(ii) Secured by intangible assets	-	-	-	-
(iii) Covered by Bank/ Govt. Guarantees	54,120.52	54,320.42	42,575.45	52,751.86
(iv) Unsecured	18,723.66	18,785.69	22,239.61	22,351.53
<b>Total (B) - Gross Loans</b>	<b>307,425.12</b>	<b>308,441.38</b>	<b>281,209.68</b>	<b>281,948.85</b>
Less: Impairment loss allowance	(11,464.66)	(11,464.66)	(11,497.93)	(11,497.93)
<b>Total (B) - Net Loans</b>	<b>295,960.46</b>	<b>296,976.72</b>	<b>269,711.75</b>	<b>270,450.92</b>
<b>(C)(I) Loans in India</b>				
(i) Public Sector	271,070.79	272,028.29	247,719.13	248,463.55
(ii) Private Sector	36,354.33	36,413.09	33,490.55	33,485.30
<b>Total (C)(I) - Gross Loans</b>	<b>307,425.12</b>	<b>308,441.38</b>	<b>281,209.68</b>	<b>281,948.85</b>
Less: Impairment loss allowance	(11,464.66)	(11,464.66)	(11,497.93)	(11,497.93)
<b>Total (C)(I) - Net Loans</b>	<b>295,960.46</b>	<b>296,976.72</b>	<b>269,711.75</b>	<b>270,450.92</b>
<b>(C)(II) Loans outside India</b>				
(i) Public Sector	-	-	-	-
(ii) Private Sector	-	-	-	-
<b>Total (C)(II) - Gross Loans</b>	<b>-</b>	<b>-</b>	<b>-</b>	<b>-</b>
Less: Impairment loss allowance	-	-	-	-
<b>Total (C)(II) - Net Loans</b>	<b>-</b>	<b>-</b>	<b>-</b>	<b>-</b>
<b>Total (C)(I) and (C)(II)</b>	<b>295,960.46</b>	<b>296,976.72</b>	<b>269,711.75</b>	<b>270,450.92</b>



8. Investments

As at 31st December 2019	Amortised Cost	At fair value				At Cost
		Through Other Comprehensive Income	Through profit or loss	Designated at fair value through profit or loss	Sub-total	
	(1)	(2)	(3)	(4)	(5=2+3+4)	(6)
<b>Government Securities</b>					-	
- Govt. of MP Power Bonds - II (1 Bond of ₹ 47.16 Crores)	-				-	
<b>Sub-total - Government Securities</b>	-				-	
<b>Debt Securities</b>						
11.15% Perpetual Bonds of Indian Bank (5,000 Bonds of ₹ 0.10 Crores each)			542.23		542.23	
11.25% Perpetual Bonds of Vijaya Bank (Now Bank of Baroda) (5,000 Bonds of ₹ 0.10 Crores each)			542.11		542.11	
11.25% Perpetual Bonds of Syndicate Bank (5,000 Bonds of ₹ 0.10 Crores each)			542.61		542.61	
<b>Sub-total - Debt Securities</b>	-		1,626.95		1,626.95	
<b>Equity Instruments</b>						
- NHPC Ltd. (17,53,02,206 Equity shares of ₹ 10 each)		419.85			419.85	
- Indian Energy Exchange Ltd. (1,22,71,211 Equity shares of ₹ 1 each)		175.23			175.23	
- HUDCO Ltd. (3,47,429 Equity shares of ₹ 10 each)		1.25			1.25	
- Universal Commodity Exchange Ltd. (1,60,00,000 Equity shares of ₹ 10 each)		-			-	
- Rattan India Power Ltd. (9,25,68,105 Equity shares of ₹ 10 each)			17.59		17.59	
- Lanco Teesta Hydro Power Pvt. Ltd. (10,20,00,000 Equity shares of ₹ 10 each)			-		-	
<b>Sub-total - Equity Instruments</b>	-	596.33	17.59		613.92	
<b>Subsidiaries</b>						
- REC Power Distribution Company Ltd. (50,000 Equity shares of ₹ 10 each)					-	0.05
- REC Transmission Projects Company Ltd. (50,000 Equity shares of ₹ 10 each)					-	0.05
<b>Sub-total - Subsidiaries</b>	-				-	0.10
<b>Joint Ventures</b>						
- Energy Efficiency Services Ltd. (21,81,00,000 Equity shares of ₹ 10 each)					-	218.10
<b>Sub-total - Joint Ventures</b>	-				-	218.10
<b>Investment in Preference Securities</b>						
- Rattan India Power Ltd. (2,87,20,978 redeemable preference shares of ₹ 10 each)	22.21				-	
- Rattan India Power Ltd. (4,33,03,616 optionally convertible cumulative redeemable preference shares of ₹ 10 each)		32.47			32.47	
<b>Sub-total - Preference Shares</b>	22.21	32.47			32.47	



As at 31st December 2019	Amortised Cost	At fair value				At Cost
		Through Other Comprehensive Income	Through profit or loss	Designated at fair value through profit or loss	Sub-total	
	(1)	(2)	(3)	(4)	(5=2+3+4)	(6)
<b>Others</b>						
- Units of 'Small is Beautiful' Fund (61,52,200 units of ₹ 10 each)		6.12			6.12	
<b>Sub-total - Others</b>	-	6.12	-	-	6.12	-
<b>Total - Gross (A)</b>	<b>22.21</b>	<b>634.92</b>	<b>1,644.54</b>	<b>-</b>	<b>2,279.46</b>	<b>218.20</b>
(i) Investments outside India	-	-	-	-	-	-
(ii) Investments in India	22.21	634.92	1,644.54	-	2,279.46	218.20
<b>Total (B)</b>	<b>22.21</b>	<b>634.92</b>	<b>1,644.54</b>	<b>-</b>	<b>2,279.46</b>	<b>218.20</b>
Less: Allowance for impairment loss (C)	-	-	-	-	-	-
<b>Total - Net (D=A-C)</b>	<b>22.21</b>	<b>634.92</b>	<b>1,644.54</b>	<b>-</b>	<b>2,279.46</b>	<b>218.20</b>



As at 31st March 2019	Amortised Cost	At fair value				At Cost
		Through Other Comprehensive Income	Through profit or loss	Designated at fair value through profit or loss	Sub-total	
	(1)	(2)	(3)	(4)	(5=2+3+4)	(6)
<b>Government Securities</b>						
- Govt. of MP Power Bonds - II (1 Bond of ₹ 47.16 Crores)	47.16					
<b>Sub-total - Government Securities</b>	47.16	-	-	-	-	-
<b>Debt Securities</b>						
- Perpetual Bonds of Indian Bank (5,000 Bonds of ₹ 0.10 Crores each)			500.31		500.31	
- Perpetual Bonds of Vijaya Bank (Now Bank of Baroda) (5,000 Bonds of ₹ 0.10 Crores each)			556.25		556.25	
- Perpetual Bonds of Syndicate Bank (5,000 Bonds of ₹ 0.10 Crores each)			500.31		500.31	
<b>Sub-total - Debt Securities</b>	-	-	1,556.87	-	1,556.87	-
<b>Equity Instruments</b>						
- NHPC Ltd. (17,53,02,206 Equity shares of ₹ 10 each)		433.00			433.00	
- Indian Energy Exchange Ltd. (1,25,00,000 Equity shares of ₹ 1 each)		206.25			206.25	
- HUDCO Ltd. (3,47,429 Equity shares of ₹ 10 each)		1.56			1.56	
- Universal Commodity Exchange Ltd. (1,60,00,000 Equity shares of ₹ 10 each)		-			-	
- Lanco Teesta Hydro Power Pvt. Ltd. (10,20,00,000 Equity shares of ₹ 10 each)		-			-	
<b>Sub-total - Equity Instruments</b>	-	640.81	-	-	640.81	-
<b>Subsidiaries</b>						
- REC Power Distribution Company Ltd. (50,000 Equity shares of ₹ 10 each)						0.05
- REC Transmission Projects Company Ltd. (50,000 Equity shares of ₹ 10 each)						0.05
<b>Sub-total - Subsidiaries</b>	-	-	-	-	-	0.10
<b>Joint Ventures</b>						
- Energy Efficiency Services Ltd. (14,65,00,000 Equity shares of ₹ 10 each)						146.50
<b>Sub-total - Joint Ventures</b>	-	-	-	-	-	146.50
<b>Others</b>						
- Units of 'Small is Beautiful' Fund (61,52,200 units of ₹ 10 each)		6.18			6.18	
<b>Sub-total - Others</b>	-	6.18	-	-	6.18	-
<b>Total - Gross (A)</b>	47.16	646.99	1,556.87	-	2,203.86	146.60
(i) Investments outside India	-	-	-	-	-	-
(ii) Investments in India	47.16	646.99	1,556.87	-	2,203.86	146.60
<b>Total (B)</b>	47.16	646.99	1,556.87	-	2,203.86	146.60
Less: Allowance for impairment loss (C)	-	-	-	-	-	-
<b>Total - Net (D=A-C)</b>	47.16	646.99	1,556.87	-	2,203.86	146.60



9. Other financial assets

The Company has categorised all the components under 'Other Financial Assets' at Amortised Cost in accordance with the requirements of Ind AS 109.

(₹ in Crores)

Particulars	As at 31-12-19	As at 31-03-19
(A) Loans to Employees	31.50	28.80
(B) Advances to Employees	0.33	0.32
(C) Loans & Advances to Subsidiaries	1.91	1.72
(D) Security Deposits	1.37	1.13
(E) Recoverable from Govt. of India		
- Towards GoI Fully Serviced Bonds	18,224.09	18,131.11
- Agency Charges on Govt. Schemes	95.01	159.61
- Reimbursement of Expenses on Govt. Schemes	0.41	0.91
<b>Total - Recoverable from Govt. of India</b>	<b>18,319.51</b>	<b>18,291.63</b>
(F) Recoverable from State Electricity Boards/ Others	4.97	6.17
(G) Other Amounts Recoverable	47.75	39.40
Less: Allowance for Expected Credit Loss	(28.37)	(26.69)
<b>Other Amounts Recoverable (Net)</b>	<b>19.38</b>	<b>12.71</b>
<b>Total (A to G)</b>	<b>18,378.97</b>	<b>18,342.48</b>

10. Current tax assets (net)

(₹ in Crores)

Particulars	As at 31-12-19	As at 31-03-19
Advance Income-tax & TDS	1,498.84	2,083.39
Less; Provision for Income Tax	(1,333.52)	(1,807.56)
<b>Current tax assets (Net)</b>	<b>165.32</b>	<b>275.83</b>

11. Deferred tax assets (net)

(₹ in Crores)

Particulars	As at 31-12-19	As at 31-03-19
<b>Deferred Tax Assets (Net)</b>	<b>1,862.37</b>	<b>2,358.29</b>



12. Investment Property

Particulars	Opening Balance		Additions during the period		Sales/ adjustment during the period		Closing Balance	
As at 31st Dec. 2019		0.01		-		-		0.01
As at 31st March 2019		0.01		-		-		0.01

13. Property, Plant & Equipment and Intangible Assets

Particulars	Property, Plant & Equipment										Capital Work in-Progress		Intangible Assets under Development		Other Intangible Assets	
	Freehold Land	Leasehold Land	Buildings	Furniture & Fixtures	EDP Equipments	Office Equipments	Vehicles	Total	Immovable Property	Computer Software	Computer Software	Computer Software	Computer Software			
Gross carrying value As at 31.03.2018	82.92	1.59	31.74	9.11	15.80	16.22	0.40	157.78	127.23	1.46	12.38					
Additions	27.47	-	-	1.75	4.97	3.22	-	37.41	58.34	0.13	4.87					
Borrowings Cost Capitalised	-	-	-	0.21	0.85	0.94	-	2.00	-	-	-					
Disposals/ Adjustments	-	-	-	-	-	-	-	-	-	-	-					
As at 31.03.2019	110.39	1.59	31.74	10.65	19.92	18.50	0.40	193.19	196.94	1.59	17.25					
Additions	-	-	-	1.31	1.76	2.39	-	5.46	51.40	0.38	3.33					
Borrowings Cost Capitalised	-	-	-	-	-	-	-	-	12.07	-	-					
Disposals/ Adjustments	-	-	-	0.59	1.96	0.91	-	3.46	-	0.46	-					
As at 31.12.2019	110.39	1.59	31.74	11.37	19.72	19.98	0.40	195.19	260.41	1.51	20.58					
Accumulated depreciation/ amortisation	-	-	-	-	-	-	-	-	-	-	-					
As at 31.03.2018	-	0.29	8.10	5.79	11.69	8.45	0.27	34.59	-	-	7.23					
Charge for the year	-	0.02	0.48	0.59	2.27	2.27	0.03	5.66	-	-	1.51					
Adjustment for disposals	-	-	-	0.06	0.59	0.39	-	1.04	-	-	-					
As at 31.03.2019	-	0.31	8.58	6.32	13.37	10.33	0.30	39.21	-	-	8.74					
Charge for the year	-	0.01	0.37	0.49	1.87	1.93	0.01	4.68	-	-	2.17					
Adjustment for disposals	-	-	-	0.30	1.74	0.43	-	2.47	-	-	0.01					
As at 31.12.2019	-	0.32	8.95	6.51	13.50	11.83	0.31	41.42	-	-	10.90					
Net block as at 31.03.2019	110.39	1.28	23.16	4.33	6.55	8.17	0.10	153.98	196.94	1.59	8.51					
Net block as at 31.12.2019	110.39	1.27	22.79	4.86	6.22	8.15	0.09	153.77	260.41	1.51	9.68					



14. Other non-financial assets

(₹ in Crores)

Particulars	As at 31-12-19	As at 31-03-19
(A) Capital Advances	37.93	35.72
(B) Other Advances	4.47	28.86
(C) Balances with Govt. Authorities	39.76	48.00
(D) Prepaid Expenses	1.88	7.51
(E) Deferred Employee Cost	12.26	12.20
(F) Other Assets	0.02	0.01
<b>Total (A to F)</b>	<b>96.32</b>	<b>132.30</b>





15. Debt Securities

The Company has categorised all debt securities at amortised cost in accordance with the requirements of Ind AS 109.

(₹ in Crores)

Particulars	As at 31.12.2019		As at 31.03.2019	
	Face Value	Amortised Cost	Face Value	Amortised Cost
<b>(A) Secured Long-Term Debt Securities</b>				
(i) Institutional Bonds	4,415.30	4,620.99	11,019.40	11,599.27
(ii) 54EC Capital Gain Tax Exemption Bonds	22,526.48	23,097.23	23,157.88	24,010.13
(iii) Tax Free Bonds	12,648.41	12,833.69	12,648.41	13,082.66
(iv) Bond Application Money	296.67	296.02	722.04	720.48
<b>Sub-total (A)</b>	<b>39,886.86</b>	<b>40,847.93</b>	<b>47,547.73</b>	<b>49,412.54</b>
<b>(B) Unsecured Long-Term Debt Securities</b>				
(i) Institutional Bonds	136,962.90	141,229.30	118,253.90	122,201.55
(ii) Infrastructure Bonds	91.43	104.93	91.43	98.75
(iii) Zero Coupon Bonds	1,337.31	1,336.97	1,259.57	1,258.56
(iv) Foreign Currency Bonds	21,382.20	20,812.15	12,796.69	12,172.07
<b>Sub-total (B)</b>	<b>159,773.84</b>	<b>163,483.35</b>	<b>132,401.59</b>	<b>135,730.93</b>
<b>(C) Unsecured Short-Term Debt Securities</b>				
(i) Commercial Paper	3,500.00	3,451.54	7,975.00	7,696.32
<b>Sub-total (C)</b>	<b>3,500.00</b>	<b>3,451.54</b>	<b>7,975.00</b>	<b>7,696.32</b>
<b>Total - Debt Securities (A+B+C)</b>	<b>203,160.70</b>	<b>207,782.82</b>	<b>187,924.32</b>	<b>192,839.79</b>
<b>Debt Securities issued in/ outside India</b>				
(i) Debt Securities in India	181,778.50	186,970.67	175,127.63	180,667.72
(ii) Debt Securities outside India	21,382.20	20,812.15	12,796.69	12,172.07
<b>Total - Debt Securities</b>	<b>203,160.70</b>	<b>207,782.82</b>	<b>187,924.32</b>	<b>192,839.79</b>

16. Borrowings (Other than Debt Securities)

The Company has categorised all borrowings (other than debt securities) at Amortised Cost in accordance with the requirements of Ind AS 109.

(₹ in Crores)

Particulars	As at 31.12.2019		As at 31.03.2019	
	Principal O/s	Amortised Cost	Principal O/s	Amortised Cost
<b>(A) Secured Long-Term Borrowings</b>				
(i) Term Loans from Others - Financial Institutions	-	-	200.00	207.33
<b>Sub-total (A)</b>	<b>-</b>	<b>-</b>	<b>200.00</b>	<b>207.33</b>
<b>(B) Unsecured Long-Term Borrowings</b>				
(i) Finance Lease Obligations	0.11	0.11	0.11	0.11
(ii) Term Loans from Govt. of India	10,000.00	10,122.31	5,000.00	5,121.84
(iii) Term Loans from Banks	18,049.46	18,121.88	18,550.00	18,555.08
(iv) Term Loans from Financial Institutions	1,000.00	1,021.12	1,000.00	1,000.00
(v) Foreign Currency Borrowings	19,195.57	19,084.36	17,637.62	17,450.46
(vi) FCNR (B) Loans	962.20	965.34	933.81	936.96
<b>Sub-total (B)</b>	<b>49,207.34</b>	<b>49,315.12</b>	<b>43,121.54</b>	<b>43,064.45</b>
<b>(C) Unsecured Short-Term Borrowings</b>				
(i) FCNR (B) Loans	5,096.10	5,105.03	3,389.39	3,390.76
(ii) Loans repayable on demand from Banks	625.00	625.23	-	-
(iii) Loans repayable on demand from Financial Institutions	-	-	-	-
<b>Sub-total (C)</b>	<b>5,721.10</b>	<b>5,730.26</b>	<b>3,389.39</b>	<b>3,390.76</b>
<b>Total - Borrowings (other than Debt Securities) (A to C)</b>	<b>54,928.44</b>	<b>55,045.38</b>	<b>46,710.93</b>	<b>46,662.54</b>
<b>Borrowings (other than Debt Securities) in/ outside India</b>				
(i) Borrowings in India	35,732.87	35,961.02	29,073.31	29,212.08
(ii) Borrowings outside India	19,195.57	19,084.36	17,637.62	17,450.46
<b>Total - Borrowings (other than Debt Securities)</b>	<b>54,928.44</b>	<b>55,045.38</b>	<b>46,710.93</b>	<b>46,662.54</b>

17. Subordinated Liabilities

The Company has categorised all debt securities at amortised cost in accordance with the requirements of Ind AS 109.

(₹ in Crores)

Particulars	As at 31.12.2019		As at 31.03.2019	
	Face Value	Amortised Cost	Face Value	Amortised Cost
(i) 175th Series - Subordinate Tier-II Bonds - 8.97% Redeemable at par on 28.03.2029	2,151.20	2,296.82	2,151.20	2,151.24
(ii) 115th Series - Subordinate Tier-II Bonds - 8.06% Redeemable at par on 31.05.2023	2,500.00	2,617.65	2,500.00	2,667.52
<b>Total - Subordinated Liabilities</b>	<b>4,651.20</b>	<b>4,914.47</b>	<b>4,651.20</b>	<b>4,818.76</b>
<b>Subordinated Liabilities in/ outside India</b>				
(i) Borrowings in India	4,651.20	4,914.47	4,651.20	4,818.76
(ii) Borrowings outside India	-	-	-	-
<b>Total - Subordinated Liabilities</b>	<b>4,651.20</b>	<b>4,914.47</b>	<b>4,651.20</b>	<b>4,818.76</b>





17.1 Reconciliation between carrying values and the actual amounts outstanding in respect of Borrowings:

(₹ in Crores)

Particulars	Debt Securities	Other Borrowings	Subordinated Liabilities	Total
<b>As at 31st December 2019</b>				
Total Amount as per Ind-AS	207,782.82	55,045.38	4,914.47	267,742.67
Less: Interest accrued on Borrowings classified under the same head as per Ind-AS	(5,590.87)	(337.87)	(265.46)	(6,194.20)
Add: Ind-AS Adjustments in respect of transaction costs at Effective Interest Rate (EIR)	968.75	220.93	2.19	1,191.87
<b>Total Borrowings Outstanding</b>	<b>203,160.70</b>	<b>54,928.44</b>	<b>4,651.20</b>	<b>262,740.34</b>
<b>As at 31st March 2019</b>				
Total Amount as per Ind-AS	192,839.79	46,662.54	4,818.76	244,321.09
Less: Interest accrued on Borrowings classified under the same head as per Ind-AS	(6,061.85)	(207.10)	(168.58)	(6,437.53)
Add: Ind-AS Adjustments in respect of transaction costs at Effective Interest Rate (EIR)	1,146.38	255.49	1.02	1,402.89
<b>Total Borrowings Outstanding</b>	<b>187,924.32</b>	<b>46,710.93</b>	<b>4,651.20</b>	<b>239,286.45</b>



18. Other Financial Liabilities

(₹ in Crores)

Particulars	As at 31-12-19	As at 31-03-19
(A) Unpaid Dividends	4.84	4.15
(B) Bond Application Money refundable and interest accrued thereon	-	0.05
(C) Unpaid Principal & Interest on Bonds		
- Matured Bonds & Interest Accrued thereon	37.64	39.52
- Interest on Bonds	17.52	15.91
Sub-total (C)	55.16	55.43
(D) Funds Received from Govt. of India for Disbursement as Subsidy/ Grant (cumulative)	81,202.69	77,352.65
Add: Interest on such funds (net of refund)	11.98	17.23
Less: Disbursed to Beneficiaries (cumulative)	(79,984.85)	(76,843.10)
Undisbursed Funds to be disbursed as Subsidy/ Grant	1,229.82	526.78
(E) Payables towards Bonds Fully serviced by Govt. of India	18,222.26	17,996.06
(F) Payable towards funded staff benefits	-	31.78
(G) Other Liabilities	76.72	137.50
<b>Total (A to G)</b>	<b>19,588.80</b>	<b>18,751.75</b>

19. Provisions

(₹ in Crores)

Particulars	As at 31-12-19	As at 31-03-19
(A) Provisions for Employee Benefits		
Earned Leave Liability	14.45	11.51
Medical Leave Liability	18.98	21.67
Settlement Allowance	1.32	1.42
Economic Rehabilitation Scheme	4.33	3.69
Long Service Award	1.42	1.24
Incentive	48.69	46.99
Pay Revision	-	13.06
Sub-total (A)	89.19	99.58
(B) Others		
Expected Credit Loss on Letters of Comfort	3.79	-
Sub-total (B)	3.79	-
<b>Total (A+B)</b>	<b>92.98</b>	<b>99.58</b>

20. Other Non-financial Liabilities

(₹ in Crores)

Particulars	As at 31-12-19	As at 31-03-19
(A) Income Received in Advance	0.34	-
(B) Sundry Liabilities Account (Interest Capitalisation)	10.89	21.99
(C) Unamortised Fee on Undisbursed Loans	51.11	25.76
(D) Advance received from Govt. towards Govt. Schemes	3.90	5.17
(E) Statutory Dues	14.26	29.62
<b>Total (A to E)</b>	<b>80.50</b>	<b>82.54</b>



21. Equity Share Capital

(₹ in Crores)

Particulars	As at 31.12.2019		As at 31.03.2019	
	No. of Shares	Amount	No. of Shares	Amount
<b>Authorised :</b> Equity shares of ₹ 10 each	5,000,000,000	5,000.00	5,000,000,000	5,000.00
<b>Issued, Subscribed and Paid up :</b> Fully paid up Equity shares of ₹ 10 each	1,974,918,000	1,974.92	1,974,918,000	1,974.92
<b>Total</b>	<b>1,974,918,000</b>	<b>1,974.92</b>	<b>1,974,918,000</b>	<b>1,974.92</b>

22. Other Equity

Particulars	As at 31.12.2019	As at 31.03.2019
<b>(A) Other Reserves</b>		
(i) Special Reserve created u/s 36(1) (viii) of the Income Tax Act, 1961	16,387.88	15,136.78
(ii) Reserve for Bad and doubtful debts u/s 36(1)(viia) of the Income Tax Act, 1961	2,922.33	3,034.72
(iii) Reserve Fund u/s 45-IC of Reserve Bank of India Act, 1934	2,044.00	1,153.00
(iv) Debenture Redemption Reserve	-	1,318.13
(v) Securities Premium	2,236.54	2,236.54
(vi) Foreign Currency Monetary Item Translation Difference Account	(981.51)	(764.82)
(vii) General Reserve	6,923.09	5,177.40
<b>(B) Retained Earnings</b>	<b>6,812.34</b>	<b>4,899.39</b>
<b>(C) Other Comprehensive Income (OCI)</b>		
- Equity Instruments through Other Comprehensive Income	195.55	136.88
<b>Total - Other Equity</b>	<b>36,540.22</b>	<b>32,328.02</b>

Additions and deductions to the components of 'Other Equity' has been disclosed in 'Statement of Changes in Equity'.



23. Interest Income

(₹ in Crores)

Particulars	Period ended 31.12.2019			Period ended 31.12.2018		
	On Financial Assets measured at Fair Value through OCI	On Financial Assets measured at Amortised Cost	On Financial Assets measured at Fair Value through Profit or Loss	On Financial Assets measured at Fair Value through OCI	On Financial Assets measured at Amortised Cost	On Financial Assets measured at Fair Value through Profit or Loss
(A) Interest on Loan Assets						
(i) Long term financing	-	21,579.05	-	-	17,971.10	-
Less: Rebate for timely payments/completion etc		(0.06)			(6.09)	
Long term financing (net)	-	21,578.99	-	-	17,965.01	-
(ii) Short term financing	-	152.18	-	-	269.40	-
Sub-total (A)	-	21,731.17	-	-	18,234.41	-
(B) Interest Income from Investments						
(i) Interest from CP/ ICD	-	0.21	-	-	0.40	-
(ii) Interest from Govt. Securities	-	1.89	-	-	7.55	-
(iii) Interest from Long Term Investments	-	0.03	126.54	-	15.63	126.76
Sub-total (B)	-	2.13	126.54	-	23.58	126.76
(C) Interest on Deposits with Banks						
(i) Interest from Deposits	-	42.11	-	-	31.30	-
Sub-total (C)	-	42.11	-	-	31.30	-
(D) Other Interest Income						
(i) Interest from Income Tax Refund	-	0.77	-	-	-	-
(ii) Interest from Staff Advances	-	3.50	-	-	2.35	-
(iii) Interest from Subsidiary Companies	-	0.03	-	-	-	-
(iv) Interest on Mobilisation Advance	-	1.94	-	-	2.22	-
(v) Unwinding of Discount of Security Deposits	-	0.02	-	-	0.04	-
Sub-total (D)	-	6.26	-	-	4.61	-
Total (A to D)	-	21,781.67	126.54	-	18,293.90	126.76

24. Dividend Income

(₹ in Crores)

Particulars	Period ended 31.12.2019	Period ended 31.12.2018
- Dividend from Subsidiary Companies	-	46.34
- Dividend from Other Investments	15.26	10.30
Total - Dividend Income	15.26	56.64

25. Fees and Commission Income

(₹ in Crores)

Particulars	Period ended 31.12.2019	Period ended 31.12.2018
Fees based Income	1.80	2.20
Prepayment Premium	9.99	139.28
Fee for Implementation of Govt. Schemes	17.17	80.81
Total - Fees and Commission Income	28.96	222.29

26. Other Income

(₹ in Crores)

Particulars	Period ended 31.12.2019	Period ended 31.12.2018
- Provision Written Back	-	10.37
- Fees from Training Courses	3.81	3.57
- Miscellaneous Income	4.06	3.41
Total (A+B)	7.87	17.35



27. Finance Costs

Finance Costs have been incurred on financial liabilities measured at amortised cost.

(₹ in Crores)

Particulars	Period ended 31.12.2019	Period ended 31.12.2018
(i) Interest on Debt Securities		
- Domestic Debt Securities	10,295.52	9,762.05
- Foreign Currency Debt Securities	515.77	294.45
- Commercial Paper	421.17	273.03
Sub-Total (i)	11,232.46	10,329.53
(ii) Interest on Borrowings		
- Loans from Govt. of India	408.47	20.12
- Loans from Banks/ Financial Institutions	1,362.89	294.09
- External Commercial Borrowings	766.29	684.73
Sub-Total (ii)	2,537.65	998.94
(iii) Interest on Subordinated Liabilities		
- Subordinate Bonds	297.21	151.94
Sub-Total (iii)	297.21	151.94
Total - Finance Costs	14,067.32	11,480.41
Less: Finance Costs Capitalised	(12.07)	-
Total - Finance Costs (Net)	14,055.25	11,480.41

28. Net translation/ transaction exchange loss/ (gain)

(₹ in Crores)

Particulars	Period ended 31.12.2019	Period ended 31.12.2018
Net translation/ transaction exchange loss/ (gain)	1,025.15	582.87
Total	1,025.15	582.87

The figures above include amortisation of net translation/ transaction exchange loss/ (gain) on Long Term Foreign Currency Monetary Items recognised in the financial statements before 1st April 2018 amounting to ₹ 354.21 crores (Previous year ₹ 671.14 crores).

29. Fees and commission expense

(₹ in Crores)

Particulars	Period ended 31.12.2019	Period ended 31.12.2018
(i) Guarantee Fee	5.63	8.30
(ii) Listing and Trusteeship Fee	1.42	1.64
(iii) Agency Fees	0.88	0.46
(iv) Credit Rating Expenses	2.84	2.75
(v) Other Finance Charges	4.18	8.92
Total (i to iv)	14.95	22.07

30. Net Gain/ (loss) on Fair Value Changes

(₹ in Crores)

Particulars	Period ended 31.12.2019	Period ended 31.12.2018
(A) Net gain/ (loss) on financial instruments at Fair Value through profit or loss		
(i) On trading Portfolio	-	-
(ii) On financial instruments designated at fair value through profit or loss		
- Changes in fair value of Derivatives	78.44	411.49
- Changes in fair value of FVTPL Investments	-	-
- Changes in fair value of Short-term investment of surplus funds in Mutual Funds	13.68	2.02
Sub-total (ii)	92.12	413.51
Total (A)	92.12	413.51

\*Fair value changes in this schedule are other than those arising on account of accrued interest income expense.

31. Impairment on financial instruments

(₹ in Crores)

Particulars	Period ended 31.12.2019		Period ended 31.12.2018	
	On financial instruments measured at FVOCI	On financial instruments measured at Amortised Cost	On financial instruments measured at FVOCI	On financial instruments measured at Amortised Cost
(i) - Loans	-	348.93	-	207.93
(ii) - Others	-	2.17	-	14.62
Total (i+ii+iii)	-	351.10	-	222.55



32. Employee Benefits Expense

(₹ in Crores)

Particulars	Period ended 31.12.2019	Period ended 31.12.2018
- Salaries and Allowances	98.75	76.62
- Contribution to Provident Fund and Other Funds	11.33	10.29
- Expenses towards Post Employment Benefits	1.84	8.77
- Rent towards Residential Accomodation for Employees	1.10	0.58
- Staff Welfare Expenses	20.66	14.80
<b>Total</b>	<b>133.68</b>	<b>111.06</b>

33. Depreciation and amortization

(₹ in Crores)

Particulars	Period ended 31.12.2019	Period ended 31.12.2018
- Depreciation on Property, Plant & Equipment	4.68	4.13
- Amortization on Intangible Assets	2.17	1.01
<b>Total</b>	<b>6.85</b>	<b>5.14</b>

34. Corporate Social Responsibility Expenses

(₹ in Crores)

Particulars	Period ended 31.12.2019	Period ended 31.12.2018
- Direct Expenditure	78.41	81.00
- Overheads	3.62	3.51
<b>Total</b>	<b>82.03</b>	<b>84.51</b>

35. Other Expenses

(₹ in Crores)

Particulars	Period ended 31.12.2019	Period ended 31.12.2018
- Travelling and Conveyance	10.24	11.21
- Publicity & Promotion Expenses	4.81	84.12
- Repairs and Maintenance	8.28	6.36
- Rent, taxes and energy costs	9.87	10.48
- Insurance Charges	0.11	0.02
- Communication costs	1.53	2.27
- Printing & stationery	2.78	2.87
- Director's sitting fees	0.17	0.16
- Auditors' fees and expenses	0.74	0.79
- Legal & Professional Charges	9.11	6.22
- Donations & Charity	-	2.00
- Net Loss on Disposal of Property, Plant & Equipment	0.86	0.56
- Monitoring Expenses	14.80	10.57
- Miscellaneous Expenses	35.05	18.01
<b>Total</b>	<b>98.35</b>	<b>155.64</b>

36. Tax Expense

(₹ in Crores)

Particulars	Period ended 31.12.2019	Period ended 31.12.2018
- Current tax expense	1,262.19	1,452.52
- Current tax expense/ (benefit) pertaining to earlier years	64.11	-
<b>Sub-total - Current Tax</b>	<b>1,326.30</b>	<b>1,452.52</b>
- Deferred tax expense/ (credit)	508.31	506.09
<b>Total</b>	<b>1,834.61</b>	<b>1,958.61</b>

37. Earnings per Share

Particulars	Period ended 31.12.2019	Period ended 31.12.2018
<b>Numerator</b>		
Profit for the period from continuing operations as per Statement of Profit and Loss (₹ in Crores)	4,450.45	4,507.59
Profit for the period from continuing and discontinued operations as per Statement of Profit and Loss (₹ in Crores)	4,450.45	4,507.59
<b>Denominator</b>		
Weighted average Number of equity shares	1,974,918,000	1,974,918,000
Basic & Diluted Earnings per Share (in ₹ for an equity share of ₹ 10 each) (for continuing operations)	22.53	22.82
Basic & Diluted Earnings per Share (in ₹ for an equity share of ₹ 10 each) (for continuing and discontinued operations)	22.53	22.82



REC Limited (Formerly Rural Electrification Corporation Limited)  
Registered Office - Core-4, SCOPE Complex, 7, Lodhi Road, New Delhi - 110003, CIN: L40101DL1969GOI005095

## Consolidated Balance Sheet as at 31st December 2019

(₹ in Crores)

S. No.	Particulars	Note No.	As at 31.12.2019	As at 31.03.2019
	<b>ASSETS</b>			
(1)	<b>Financial Assets</b>			
(a)	Cash and cash equivalents	4	2,229.95	381.99
(b)	Other Bank Balances	5	1,879.35	1,733.08
(c)	Trade receivables	6	115.97	137.72
(d)	Derivative financial instruments	7	2,330.64	1,802.58
(e)	Loans	8	296,976.72	270,450.92
(f)	Investments	9	2,334.55	2,283.13
(g)	Other financial assets	10	18,395.17	18,363.99
	<b>Total - Financial Assets (1)</b>		<b>324,262.35</b>	<b>295,153.41</b>
(2)	<b>Non-Financial Assets</b>			
(a)	Current tax assets (net)	11	183.01	293.17
(b)	Deferred tax assets (net)	12	1,799.42	2,305.93
(c)	Investment Property	13	0.01	0.01
(d)	Property, Plant & Equipment	14	158.12	156.63
(e)	Capital Work-in-Progress	14	260.41	196.94
(f)	Intangible Assets Under Development	14	1.51	1.59
(g)	Other Intangible Assets	14	9.70	8.55
(h)	Other non-financial assets	15	116.95	148.41
(i)	Investments accounted for using equity method	9	256.69	179.63
	<b>Total - Non-Financial Assets (2)</b>		<b>2,785.82</b>	<b>3,290.86</b>
(3)	<b>Assets classified as held for sale</b>	16	9.08	9.56
	<b>Total ASSETS (1+2+3)</b>		<b>327,057.25</b>	<b>298,453.83</b>
	<b>LIABILITIES AND EQUITY</b>			
	<b>LIABILITIES</b>			
(1)	<b>Financial Liabilities</b>			
(a)	Derivative financial instruments	7	451.06	159.40
(b)	Trade Payables	17		
	(i) total outstanding dues of MSMEs		-	2.65
	(ii) total outstanding dues of creditors other than MSMEs		51.01	64.64
(c)	Debt Securities	18	207,681.45	192,767.51
(d)	Borrowings (other than debt securities)	19	55,045.38	46,662.54
(e)	Subordinated Liabilities	20	4,914.47	4,818.76
(f)	Other financial liabilities	21	19,916.39	19,227.07
	<b>Total - Financial Liabilities (1)</b>		<b>288,059.76</b>	<b>263,702.57</b>
(2)	<b>Non-Financial Liabilities</b>			
(a)	Current tax liabilities (net)	22	1.13	-
(b)	Provisions	23	93.76	100.24
(c)	Other non-financial liabilities	24	95.72	104.60
	<b>Total - Non-Financial Liabilities (2)</b>		<b>190.61</b>	<b>204.84</b>
(3)	<b>Liabilities directly associated with assets classified as held for sale</b>	16	-	0.08
(4)	<b>EQUITY</b>			
(a)	Equity Share Capital	25	1,974.92	1,974.92
(b)	Other equity	26	36,831.96	32,571.42
	<b>Total - Equity (4)</b>		<b>38,806.88</b>	<b>34,546.34</b>
	<b>Total - LIABILITIES AND EQUITY (1+2+3+4)</b>		<b>327,057.25</b>	<b>298,453.83</b>





**Consolidated Statement of Profit and Loss for the Period ended 31st December 2019**

(₹ in Crores)

S. No.	Particulars	Note No.	Period ended 31.12.2019	Period ended 31.12.2018
	<b>Revenue from Operations</b>			
(i)	Interest Income	27	21,915.94	18,430.25
(ii)	Dividend Income	28	13.16	10.30
(iii)	Fees and Commission Income	29	28.96	222.29
(iv)	Net gain on fair value changes	35	92.12	413.51
(v)	Sale of services	30	132.18	86.53
<b>I.</b>	<b>Total Revenue from Operations (i to v)</b>		<b>22,182.36</b>	<b>19,162.88</b>
<b>II.</b>	<b>Other Income</b>	<b>31</b>	<b>13.25</b>	<b>18.13</b>
<b>III.</b>	<b>Total Income (I+II)</b>		<b>22,195.61</b>	<b>19,181.01</b>
	<b>Expenses</b>			
(i)	Finance Costs	32	14,051.08	11,478.68
(ii)	Net translation/ transaction exchange loss	33	1,025.15	582.87
(iii)	Fees and commission Expense	34	14.95	22.07
(iv)	Impairment on financial instruments	36	362.93	222.00
(v)	Cost of services rendered	37	48.57	47.14
(vi)	Employee Benefits Expenses	38	147.26	126.18
(vii)	Depreciation and amortization	39	8.21	6.01
(viii)	Corporate Social Responsibility Expenses	40	82.87	84.91
(ix)	Other Expenses	41	96.20	161.44
<b>IV.</b>	<b>Total Expenses (i to xii)</b>		<b>15,837.22</b>	<b>12,731.30</b>
<b>V.</b>	<b>Share of Profit/Loss of Joint Venture accounted for using equity method</b>		<b>7.36</b>	<b>(0.37)</b>
<b>VI.</b>	<b>Profit before Tax (III-IV+V)</b>		<b>6,365.75</b>	<b>6,449.34</b>
<b>VII.</b>	<b>Tax Expense</b>	<b>42</b>		
(i)	Current tax		1,348.71	1,459.89
(ii)	Deferred Tax		518.76	500.73
	<b>Total Tax Expense (i+ii)</b>		<b>1,867.47</b>	<b>1,960.62</b>
<b>VIII.</b>	<b>Profit for the year</b>		<b>4,498.28</b>	<b>4,488.72</b>
<b>IX.</b>	<b>Other comprehensive Income/(Loss)</b>			
(i)	<b>Items that will not be reclassified to profit or loss</b>			
(a)	Re-measurement gains/(losses) on defined benefit plans		7.96	7.46
(b)	Changes in Fair Value of FVOCI Equity Instruments		(40.31)	(25.24)
(c)	Share of Other Comprehensive Income/ (loss) of Joint Venture accounted for using equity method		(0.12)	0.05
(d)	Income tax relating to these items			-
	- Re-measurement gains/(losses) on defined benefit plans		(2.00)	(2.61)
	- Changes in Fair Value of FVOCI Equity Instruments		12.79	(0.80)
	-Share of Other Comprehensive Income/ (loss) of Joint Venture accounted for using equity method		0.02	(0.01)
	<b>Sub-Total (i)</b>		<b>(21.66)</b>	<b>(21.15)</b>
(ii)	<b>Items that will be reclassified to profit or loss</b>			
(a)	Share of Other Comprehensive Income/ (loss) of Joint Venture accounted for using equity method		(3.94)	-
	Income tax relating to these items		0.80	-
	<b>Sub-Total (ii)</b>		<b>(3.14)</b>	<b>-</b>
	<b>Other comprehensive Income/(Loss) for the period (i+ii)</b>		<b>(24.80)</b>	<b>(21.15)</b>
<b>X.</b>	<b>Total comprehensive Income for the period (VIII+IX)</b>		<b>4,473.48</b>	<b>4,467.57</b>
<b>XI.</b>	<b>Basic &amp; Diluted Earnings per Equity Share of ₹ 10 each (in ₹)</b>	<b>43</b>		
(1)	For continuing operations		<b>22.78</b>	<b>22.73</b>
(2)	For continuing and discontinued operations		<b>22.78</b>	<b>22.73</b>





**REC Limited (Formerly Rural Electrification Corporation Limited)**  
 Registered Office - C-8-4, SCOPE Complex, 7, Lohai Road, New Delhi - 110003, CIN: L40101DL1969GO000505  
 Consolidated Statement of Changes in Equity for the period ended 31st December 2019

**A Equity share capital**

Particulars	(₹ in Crores)	
	As at 31-12-2019	As at 31-02-2019
Opening Balance	1,974.92	1,974.92
Changes in equity share capital during the period	-	-
Closing Balance	1,974.92	1,974.92

**B Other Equity**

Particulars	Reserves & Surplus										Total	
	Special Reserve created as 36(1) (viii) of the Income Tax Act, 1961	Reserve for Bad and doubtful debts u/s 36(1)(viii) of the Income Tax Act, 1961	Reserve Fund u/s 45-IC of Reserve Bank of India Act, 1934	Debiture Redemption Reserve	Securities Premium Account	Capital Reserve	Foreign Currency Monetary Item Translation Difference Account	General Reserve	Retained Earnings	Share of Other Comprehensive Income/(loss) of Joint Venture accounted for using equity method		Other Comprehensive Income Instruments through Other Comprehensive Income
Balance as at 1st April 2018	13,613.19	2,761.10	-	1,171.54	2,236.54	-	(86.29)	5,230.54	5,244.37	1.46	190.28	30,612.69
Profit for the period	-	-	-	-	-	-	-	4,688.76	4,688.76	-	-	4,688.76
Re-measurement loss on defined benefit plans	-	-	-	-	-	-	-	4.85	4.85	-	-	4.85
Other Comprehensive Income for the period	-	-	-	-	-	-	-	0.04	0.04	-	(26.00)	(26.00)
Total Comprehensive Income	-	-	-	-	-	-	-	4,693.65	4,693.65	-	(26.00)	4,667.61
Transfer to/(from) Retained Earnings	1,067.45	221.41	902.00	147.44	-	-	-	-	(2,338.30)	-	-	-
Dividends	-	-	-	-	-	-	-	-	(345.61)	-	-	-
Foreign Currency Translation Loss on long term monetary items during the period	-	-	-	-	-	-	-	-	(70.85)	-	-	(70.85)
Amortisation during the period	-	-	-	-	-	-	-	-	-	-	-	-
Balance as at 31st December 2018	14,680.64	2,982.51	902.00	1,268.98	2,236.54	-	671.14	5,230.54	7,883.26	1.46	164.20	33,676.67
Balance as at 31st March 2019	15,136.78	3,004.72	1,153.00	1,310.13	2,236.54	-	(764.82)	5,230.54	5,088.13	1.46	136.88	32,571.42
Profit for the period	-	-	-	-	-	-	-	4,699.28	4,699.28	-	-	4,699.28
Re-measurement loss on defined benefit plans	-	-	-	-	-	-	-	5.96	5.96	-	-	5.96
Other Comprehensive Income for the period	-	-	-	-	-	-	-	(0.10)	(0.10)	-	(27.52)	(30.76)
Total Comprehensive Income	-	-	-	-	-	-	-	4,594.14	4,594.14	-	(3.14)	4,591.00
Transfer to/(from) Retained Earnings	1,251.10	266.02	891.00	49.15	-	-	-	-	(2,457.27)	-	-	-
Transfer to/(from) General Reserve	-	-	-	-	-	-	-	-	-	-	-	-
Reclassification of gain/(loss) on sale/ extinguishment of FVOCI equity instrument	-	-	-	-	-	-	-	1,745.69	-	-	-	-
Foreign Currency Translation Loss on long term monetary items during the period	-	-	-	-	-	-	-	-	-	-	-	-
Gain on increase in share in BEEL	-	-	-	-	-	-	-	-	-	-	86.19	86.19
Amortisation during the period	-	-	-	-	-	-	-	-	-	-	-	-
Balance as at 31st December 2019	16,387.88	2,972.33	2,044.00	-	2,236.54	3.75	(570.90)	4,976.23	7,668.87	(1.69)	196.58	36,831.96



**Consolidated Statement of Cash Flows for the year ended 31st December, 2019**

(₹ in Crores)

PARTICULARS	PERIOD ENDED 31.12.2019	PERIOD ENDED 31.12.2018
<b>A. Cash Flow from Operating Activities :</b>		
Net Profit before Tax	6,365.74	6,449.38
<b>Adjustments for:</b>		
1. Loss on derecognition of Property, Plant and Equipment (net)	0.86	0.56
2. Depreciation & Amortization	8.21	6.01
3. Impairment losses on financial assets	362.93	222.00
4. Adjustments towards Effective Interest Rate in respect of Loans	35.32	(15.37)
5. Adjustments towards Effective Interest Rate in respect of Borrowings	35.10	1.90
6. Fair Value Changes in Derivatives	(78.44)	(411.49)
7. Interest on Commercial Paper	421.17	273.03
8. Interest on Other borrowings	0.05	0.30
9. Interest Accrued on Zero Coupon Bonds	77.75	71.77
10. Loss/ (Gain) on Exchange Rate fluctuation	1,026.12	616.15
11. Dividend Income	(13.16)	(10.30)
12. Interest Income on Investments & others	(135.07)	(159.48)
13. Interest expense on Lease liability	0.22	-
14. Share of Profit/Loss of Joint Venture accounted for using equity method	(7.36)	0.37
<b>Operating profit before Changes in Operating Assets &amp; Liabilities</b>	<b>8,099.44</b>	<b>7,044.83</b>
<b>Inflow / (Outflow) on account of :</b>		
1. Loan Assets	(26,665.04)	(29,720.51)
2. Derivatives	(225.66)	(1,465.52)
3. Other Operating Assets	(395.21)	(6,498.29)
4. Operating Liabilities	386.64	6,584.38
<b>Cash flow from Operations</b>	<b>(18,799.83)</b>	<b>(24,055.11)</b>
1. Income Tax Paid (including TDS)	(1,255.18)	(1,313.53)
2. Income Tax refund	16.67	-
<b>Net Cash Flow from Operating Activities</b>	<b>(20,038.34)</b>	<b>(25,368.64)</b>
<b>B. Cash Flow from Investing Activities</b>		
1. Sale of Property, Plant & Equipment	0.13	0.10
2. Investment in Property, Plant & Equipment (incl. CWIP & Capital Advances)	(62.13)	(59.38)
3. Investment in Intangible Assets (including intangible assets under development)	(3.25)	(4.37)
4. Finance Costs Capitalised	(12.07)	-
5. Investment in Equity Shares of EESL	(71.60)	-
6. Sale of Equity Shares of Indian Energy Exchange Ltd.	4.23	-
7. Sale/(Investment) of/in shares of associate companies (Net)	0.30	(0.20)
8. Investment in Debt Securities (incl. interest income)	47.16	351.01
9. Interest Income from investments	60.94	40.41
10. Investment in Term Deposits (incl. interest)	(21.77)	219.30
11. Maturity/(Investment) of Corporate and Term deposits	-	26.35
12. Dividend Income	15.26	10.30
13. Deposits with Bank	(0.03)	(0.69)
<b>Net Cash Flow from Investing Activities</b>	<b>(42.83)</b>	<b>582.83</b>
<b>C. Cash Flow from Financing Activities</b>		
1. Issue of Rupee Debt Securities (Net of redemptions)	11,018.13	3,671.08
2. Issue of Commercial Paper (net of repayments)	(4,665.95)	3,223.97
3. Raising of Rupee Term Loans/ WCDL from Govt./ Banks/ FIs (net of repayments)	4,924.47	13,800.00
4. Raising of Foreign Currency Debt Securities and Borrowings (net of redemptions)	10,650.52	5,759.64
5. Payment of Dividend on Equity Shares	-	(334.56)
6. Payment of interest	(0.05)	(0.30)
7. Payment of Corporate Dividend Tax	-	(70.87)
8. Repayment towards Lease liability	2.01	-
<b>Net Cash flow from Financing Activities</b>	<b>21,929.13</b>	<b>26,048.96</b>
<b>Net Increase/Decrease in Cash &amp; Cash Equivalents</b>	<b>1,847.96</b>	<b>1,263.15</b>
Cash & Cash Equivalents as at the beginning of the period	381.98	251.33
<b>Cash &amp; Cash Equivalents as at the end of the period</b>	<b>2,229.93</b>	<b>1,514.44</b>



Components of Cash & Cash Equivalents as at end of the year are:

(₹ in Crores)

PARTICULARS	AS AT 31.12.2019	AS AT 31.12.2018
- Cash in Hand (including postage & imprest)	0.06	0.05
- Balances with Banks	450.18	1,429.24
- Short-term Deposits with Scheduled Banks	1,779.71	85.15
- Short term Investment in Debt Mutual Funds	-	-
- Bank Overdraft	-	-
<b>Total Cash &amp; Cash Equivalents</b>	<b>2,229.95</b>	<b>1,514.44</b>



**REC Limited (Formerly Rural Electrification Corporation Limited)**  
**Registered Office - Core-4, SCOPE Complex, 7, Lodhi Road, New Delhi – 110003**  
**CIN: L40101DL1969GOI005095**

## Notes to Accounts

### 1. Company Overview

REC Limited ("REC" or the "Company") was incorporated in the year 1969. The Company is domiciled in India and is limited by shares, having its registered office and principal place of business at Core-4, SCOPE Complex, 7, Lodhi Road, New Delhi-110003, India. The Company has 23 State offices spread across the country, mainly in the State Capitals and one training center at Hyderabad.

The Company is a Government Company engaged in extending financial assistance across the power sector value chain and is a Systemically Important (Non-Deposit Accepting or Holding) Non-Banking Finance Company (NBFC) registered with Reserve Bank of India (RBI) as an Infrastructure Finance Company (IFC).

REC is a leading public Infrastructure Finance Company in India and the principal products of REC are interest-bearing loans to State Electricity Boards, State Power utilities/State Power Departments and Private sector for all segments of Power infrastructure.

The shares of the Company are listed on National Stock Exchange of India Limited and BSE Limited.

The Company together with its subsidiaries is hereinafter referred to as 'the Group'.

### 2. Significant Accounting Policies

The significant accounting policies applied in preparation of the Consolidated Financial Statements are as given below:

#### 2.1 Basis of consolidation

##### *Subsidiary*

Subsidiary is the entity controlled by the Group. The Group controls an entity when it is exposed to, or has rights to, variable returns from its involvement with the entity and has the ability to affect those returns through its power over the entity. The financial statements of subsidiary are included in the consolidated financial statements from the date on which control commences until the date on which control ceases. The Group combines the financial statements of the holding company and its subsidiary line by line adding together like items of assets, liabilities, equity, income and expenses.

##### *Equity accounted investees*

The Group's interests in equity accounted investees comprise of the interests in associates and joint venture.

An associate is an entity, including an unincorporated entity, over which the Company has significant influence and that is neither a subsidiary nor an interest in a joint venture. Interests in associates are accounted for using the equity method. They are initially recognised at cost, which includes transaction costs. Subsequent to initial recognition, the consolidated financial statements include the Group's share of Profit and Loss and Other Comprehensive Income (OCI) of equity-accounted investees until the date



on which significant influence ceases. However, in case where it is considered that the investment/ interest in associates is held for sale, the interest in associates is accounted for under Ind AS 105.

A joint venture is an arrangement in which the Group has joint control and has rights to the net assets of the arrangement, rather than rights to its assets and obligations for its liabilities.

Interests in joint venture are accounted for using the equity method. They are initially recognised at cost which includes transaction costs. Subsequent to initial recognition, the consolidated financial statements include the Group's share of Profit and Loss and Other Comprehensive Income (OCI) of equity-accounted investees until the date on which significant influence or joint control ceases.

*Transactions eliminated on consolidation*

Intra-group balances and transactions, and any unrealised income and expenses arising from intra-group transactions, are eliminated. Unrealised gains arising from transactions with equity accounted investees are eliminated against the investment to the extent of the Group's interest in the investee. Unrealised losses are eliminated in the same way as unrealised gains, but only to the extent that there is no evidence of impairment.

## 2.2 Basis of Preparation and Measurement

The Consolidated Financial Statements have been prepared on historical cost basis except for certain financial assets and financial liabilities which are measured at fair values as explained in relevant accounting policies. These policies have been applied consistently for all the periods presented in the Consolidated Financial Statements.

*Functional and presentation currency*

The Consolidated Financial Statements are presented in Indian Rupee ('INR') which is also the functional currency of the Group.

## 2.3 Income recognition

*Interest income*

Interest income is recognized on time proportion basis taking into account the amount outstanding and rate applicable.

Unless otherwise agreed, the recovery under One Time Settlement (OTS)/ Insolvency and Bankruptcy Code (IBC) proceedings is appropriated first towards the principal outstanding and remaining recovery thereafter, towards interest and other charges, if any.

For all financial assets measured at amortized cost, interest income is recorded using the effective interest rate (EIR), i.e. the rate that exactly discounts estimated future cash receipts through the expected life of the financial asset to the net carrying amount of the financial assets.

Interest on financial assets subsequently measured at fair value through profit and loss is recognized on an accrual basis in accordance with the terms of the respective contract.

Rebate on account of timely payment of interest by borrowers is recognized on receipt of entire interest amount due in time, in accordance with the terms of the respective contract and is netted against the corresponding interest income.





#### *Income from Government schemes*

Income of agency fee on Government schemes is recognized on accrual basis based on the services rendered.

#### *Dividend income*

Income from dividend on shares of corporate bodies and units of mutual funds is taken into account on accrual basis when REC's right to receive payment is established.

Provided that in case of final dividend, the right to receive payment shall be considered as established only upon approval of the dividend by the shareholders in the Annual General Meeting.

#### *Other services*

Fees/ charges on loan assets, other than those considered an adjustment to EIR, are accounted for on accrual basis. Pre-payment premium is accounted for by the Group in the year of receipt.

#### *Revenue from sale of services*

Revenue is recognised to the extent that it is probable that the economic benefits will flow to the Group and the revenue can be reliably measured. Revenues are measured at the fair value of the consideration received or receivable, net of discounts and other indirect taxes.

In Cost Plus Contracts - Revenue is recognised by including eligible contractual items of expenditures plus proportionate margin as per contract;

In Fixed Price Contracts – Revenue is recognised on the basis of stage of completion of the contract. The Group has assessed that the stage of completion determined as the proportion of the total time expected to complete the performance obligation that has lapsed at the end of the reporting period is an appropriate measure of progress towards complete satisfaction of these performance obligations under Ind AS 115.

Estimates of revenues, costs or extent of progress toward completion are revised if circumstances change. Any resulting increases or decreases in estimated revenues or costs are reflected in profit or loss in the period in which the circumstances that give rise to the revision become known by management.

Professional charges to be charged from the selected bidders/developers for transmission projects put on tariff based bidding is accounted for in the year in which it is reasonably certain that the ultimate collection of the professional charges will be made.

Sale proceeds of Request for Proposal (RFP) documents is credited to the respective SPV and sale proceeds of Request for Qualification (RFQ) documents is retained by the Group and accounted as income of the Group.

## **2.4 Borrowing costs**

Borrowing costs consist of interest and other costs that the Group incurred in connection with the borrowing of funds. Borrowing costs that are directly attributable to the acquisition and/ or construction of a qualifying asset, till the time such a qualifying asset becomes ready for its intended use sale, are capitalized. A qualifying asset is one that necessarily takes a substantial period to get ready for its intended use.



All other borrowing costs are charged to the Statement of Profit and Loss on an accrual basis as per the effective interest rate method.

## 2.5 Earnings per share

Basic earnings per share is calculated by dividing the net profit or loss for the period attributable to equity shareholders (after deducting attributable taxes) by the weighted average number of equity shares outstanding during the period.

To calculate diluted earnings per share, the net profit or loss for the period attributable to equity shareholders and the weighted average number of shares outstanding during the period are adjusted for the effects of all dilutive potential equity shares.

## 2.6 Foreign Currency Translation

### *Foreign currency transactions and balances*

Foreign currency transactions are translated into the functional currency of the Group using the exchange rates prevailing on the date of the transaction.

Foreign exchange gains and losses resulting from the settlement of such transactions and the re-measurement of monetary items denominated in foreign currency at period-end exchange rates are recognized in the Statement of Profit or Loss. However, for the long-term monetary items recognized in the Consolidated Financial Statements before 1 April 2018, such gains and losses are accumulated in a "Foreign Currency Monetary Item Translation Difference Account" and amortized over the balance period of such long term monetary item, by recognition as income or expense in each of such periods.

Non-monetary items are not retranslated at period-end and are measured at historical cost (translated using the exchange rates at the transaction date).

## 2.7 Intangible assets

### *Recognition and initial measurement*

Intangible assets mainly comprise of computer software which is initially measured at cost. Such assets are recognized where it is probable that the future economic benefits attributable to the assets will flow to the Group.

### *Subsequent measurement (amortization method, useful lives and residual value)*

All intangible assets with finite useful life are amortized on a straight line basis over the estimated useful lives, and a possible impairment is assessed if there is an indication that the intangible asset may be impaired. Residual values and useful lives for all intangible assets are reviewed at each reporting date. Changes, if any, are accounted for as changes in accounting estimates. Management estimates the useful life of intangible assets to be five years.

### *Intangible Assets under Development*

Expenditure incurred which are eligible for capitalization under intangible assets is carried as 'Intangible assets under development' till they are ready for their intended use.



### *Derecognition of Intangible Assets*

An intangible asset is derecognized on disposal, or when no future economic benefits are expected from use or disposal. Gains or losses arising from derecognition of an intangible asset, measured as the difference between the net disposal proceeds and the carrying amount of the asset are recognized in the Statement of Profit and Loss when the asset is derecognized.

## **2.8 Property, Plant and Equipment (PPE)**

### *Recognition and initial measurement*

#### **Land**

Land held for use is initially recognized at cost. For land, as no finite useful life can be determined, related carrying amounts are not depreciated. Land also includes land held under finance lease, which is depreciated over the lease term.

#### **Other Tangible assets**

PPE other than land is initially recognized at acquisition cost or construction cost, including any costs directly attributable to bringing the assets to the location and condition necessary for it to be capable of operating in the manner intended by the Group's management.

Subsequent costs are included in the asset's carrying amount or recognized as a separate asset, as appropriate, only when it is probable that future economic benefits associated with the item will flow to the Group beyond one year. Maintenance or servicing costs of PPE are recognized in the Statement of Profit and Loss as incurred.

#### *Subsequent measurement (depreciation method, useful lives, residual value, and impairment)*

PPE are subsequently measured at cost less accumulated depreciation and impairment losses. Depreciation on PPE is provided on the straight-line method over the useful life of the assets as prescribed under Part 'C' of Schedule II of the Companies Act, 2013.

Depreciation on assets purchased/sold during the year is charged for the full month if the asset is in use for more than 15 days, instead of charging the same on pro-rata basis from the date of purchase/sale. Depreciation on assets purchased during the year up to Rs. 5,000/- is provided @ 100%.

Leasehold land is amortized over the lease period.

The residual values, useful lives, and method of depreciation are reviewed at the end of each financial year. PPE other than land is tested for impairment whenever events or changes in circumstances indicate that the carrying amount may not be recoverable.

#### *De-recognition*

An item of PPE and any significant part initially recognized is derecognized upon disposal or when no future economic benefits are expected from its use or disposal. Any gain or loss arising on de-recognition of an item of PPE is determined as the difference between the net disposal proceeds and the carrying amount of the asset and is recognized in the Statement of Profit and Loss.

#### *Capital Work-in-Progress*

The cost of PPE under construction at the reporting date is disclosed as 'Capital work-in-progress.' The cost comprises purchase price, borrowing cost if capitalization criteria are met and directly attributable





cost of bringing the asset to its working condition for the intended use. Any trade discount and rebates are deducted in arriving at the purchase price. Advances paid for the acquisition/ construction of PPE which are outstanding at the balance sheet date are classified under 'Capital Advances.'

## 2.9 Leases

A lease is defined as 'a contract, or part of a contract, that conveys the right to use an asset (the underlying asset) for a period of time in exchange for consideration'.

### Company as a lessee.

#### Measurement and recognition

At lease commencement date, the Company recognizes a right-of-use asset and a lease liability on the balance sheet. The right-of-use asset is measured at cost, which is made up of the initial measurement of the lease liability, any initial direct costs incurred by the Company, an estimate of any costs to dismantle and remove the asset at the end of the lease, and any lease payments made in advance of the lease commencement date (net of any incentives received). The Company depreciates the right-of-use assets on a straight-line basis from the lease commencement date to the earlier of the end of the useful life of the right-of-use asset or the end of the lease term.

At the commencement date, the Company measures the lease liability at the present value of the future lease payments, discounted using the interest rate implicit in the lease if readily available, else the Company's incremental borrowing rate.

Subsequent to initial measurement, the liability will be reduced for payments made and increased for interest. The Company has elected to account for short-term leases and leases of low-value assets using the practical expedients instead of recognizing a right-of-use asset and lease liability, the payments in relation to these are recognized as an expense in profit or loss on a straight-line basis over the lease term.

## 2.10 Investment property

Investment properties are the assets which have undetermined future use. Investment properties are measured initially at cost, including transaction costs. Subsequent to initial recognition, the investment properties are stated at cost less accumulated depreciation. The cost comprises purchase price, borrowing cost if capitalization criteria are met and directly attributable cost of bringing the asset to its working condition for the intended use. Any trade discount and rebates are deducted in arriving at the purchase price.

Subsequent costs are included in the asset's carrying amount or recognized as a separate asset, as appropriate, only when it is probable that future economic benefits associated with the item will flow to the Group beyond one year. All other repair and maintenance costs are recognized in the Statement of Profit and Loss as incurred.

### *Subsequent measurement (depreciation and useful lives)*

The Group only has land as an investment property, which is not depreciated.



### *De-recognition*

An investment property is derecognized upon disposal or when the investment property is permanently withdrawn from use and no future economic benefits are expected from the disposal. Any gain or loss arising on derecognition of the property (calculated as the difference between the net disposal proceeds and the carrying amount of the asset) is included in profit or loss in the period in which the property is derecognized.

## **2.11 Financial Instruments**

A Financial instrument is any contract that gives rise to a financial asset of one entity and a financial liability or equity instrument of another entity.

### *Initial recognition and measurement*

Financial assets and financial liabilities are recognized when the Group becomes a party to the contractual provisions of the financial instrument and are measured initially at fair value adjusted by transactions costs, except for those carried at fair value through profit or loss which are measured initially at fair value. Subsequent measurement of financial assets and financial liabilities is described below.

### *Classification and subsequent measurement of financial assets*

For the purpose of subsequent measurement, financial assets are classified into the following categories upon initial recognition:

- Amortized cost
- Financial assets at fair value through profit or loss (FVTPL)
- Financial assets at fair value through other comprehensive income (FVOCI)

All financial assets except for those at FVTPL or equity instruments at FVOCI are subject to review for impairment at least at each reporting date to identify whether there is any objective evidence that a financial asset or a group of financial assets is impaired. Different criteria to determine impairment are applied to each category of financial assets, which are described below.

### *Amortized cost*

A financial asset is measured at amortized cost using Effective Interest Rate (EIR) if both of the following conditions are met:

- a) the financial asset is held within a business model whose objective is to hold financial assets to collect contractual cash flows; and
- b) the contractual terms of the financial asset give rise on specified dates to cash flows that are solely payments of principal and interest on the principal amount outstanding.

A loss allowance for expected credit losses is recognized on financial assets carried at amortized cost.

### *Modification of cash flows*

When the contractual cash flows of a financial asset are renegotiated or otherwise modified, and the renegotiation or modification does not result in derecognition of that financial asset, the Group recalculates the gross carrying amount of the financial asset and recognizes a modification gain or loss in profit or loss. The gross carrying amount of the financial asset shall be recalculated as the present



value of the renegotiated or modified contractual cash flows that are discounted at the financial asset's original effective interest rate. Any costs or fees incurred adjust the carrying amount of the modified financial asset and are amortized over the remaining term of the modified financial asset.

#### *Financial assets at FVTPL*

Financial assets at FVTPL include financial assets that are either do not meet the criteria for amortized cost classification or are equity instruments held for trading or that meet certain conditions and are designated at FVTPL upon initial recognition. All derivative financial instruments also fall into this category, except for those designated and effective as hedging instruments, for which the hedge accounting requirements may apply. Assets in this category are measured at fair value with gains or losses recognized in profit or loss. The fair values of financial assets in this category are determined by reference to active market transactions or using a valuation technique where no active market exists.

#### *Financial assets at FVOCI*

FVOCI financial assets comprise of equity instruments measured at fair value. An equity investment classified as FVOCI is initially measured at fair value plus transaction costs. Gains and losses are recognized in other comprehensive income and reported within the FVOCI reserve within equity, except for dividend income, which is recognized in profit or loss. There is no recycling of such gains and losses from OCI to Statement of Profit & Loss, even on the derecognition of the investment. However, the Group may transfer the same within equity.

#### *De-recognition of financial assets*

##### **De-recognition of financial assets due to a substantial modification of terms and conditions**

The Group derecognizes a financial asset, such as a loan to a customer, when the terms and conditions have been renegotiated to the extent that, substantially, it becomes a new loan, with the difference recognized as a derecognition gain or loss, to the extent that an impairment loss has not already been recorded.

##### **De-recognition of financial assets other than due to substantial modification**

Financial assets (or where applicable, a part of financial asset or part of a group of similar financial assets) are derecognized (i.e. removed from the Group's balance sheet) when the contractual rights to receive the cash flows from the financial asset have expired, or when the financial asset and substantially all the risks and rewards are transferred. The Group also derecognizes the financial asset if it has both transferred the financial asset and the transfer qualifies for derecognition.

#### *Classification and subsequent measurement of financial liabilities*

Financial liabilities are measured subsequently at amortized cost using the effective interest method, except for financial liabilities held for trading or designated at FVTPL, that are carried subsequently at fair value with gains or losses recognized in profit or loss.

#### *Derecognition of financial liabilities*

A financial liability is derecognized when the obligation under the liability is discharged or canceled or expires. When an existing financial liability is replaced by another from the same lender on substantially different terms or the terms of an existing liability are substantially modified, such an exchange or modification is treated as the derecognition of the original liability and the recognition of a



new liability. The difference in the respective carrying amounts is recognized in the statement of profit or loss.

#### *Derivative financial instruments and hedge accounting*

The derivative financial instruments are accounted for at FVTPL. The Group does not apply hedge accounting.

## **2.12 Impairment of financial assets**

### *Loan assets*

The Group follows a 'three-stage' model for impairment based on changes in credit quality since initial recognition as summarised below:

- Stage 1 includes loan assets that have not had a significant increase in credit risk since initial recognition or that have low credit risk at the reporting date.
- Stage 2 includes loan assets that have had a significant increase in credit risk since initial recognition but that do not have objective evidence of impairment.
- Stage 3 includes loan assets that have objective evidence of impairment at the reporting date.

The Expected Credit Loss (ECL) is measured at 12-month ECL for Stage 1 loan assets and lifetime ECL for Stage 2 and Stage 3 loan assets. ECL is the product of the Probability of Default, Exposure at Default and Loss Given Default, defined as follows:

**Probability of Default (PD)** - The PD represents the likelihood of a borrower defaulting on its financial obligation, either over the next 12 months (12 months PD), or over the remaining lifetime (Lifetime PD) of the obligation.

**Loss Given Default (LGD)** - LGD represents the Company's expectation of the extent of loss on a defaulted exposure. LGD varies by type of counterparty, type, and preference of claim and availability of collateral or other credit support.

**Exposure at Default (EAD)** - EAD is based on the amount of outstanding exposure as on the assessment date on which ECL is computed including undisbursed amounts in respect of Letters of Comfort.

Forward-looking economic information is included in determining the 12-month and lifetime PD, EAD and LGD. The assumptions underlying the expected credit loss are monitored and reviewed on an ongoing basis.

### *Financial assets other than Loans*

In respect of its other financial assets, the Group assesses if the credit risk on those financial assets has increased significantly since initial recognition. If the credit risk has not increased significantly since initial recognition, the Group measures the loss allowance at an amount equal to 12-month expected credit losses, else at an amount equal to the lifetime expected credit losses.

To make that assessment, the Group compares the risk of a default occurring on the financial asset as at the balance sheet date with the risk of a default occurring on the financial asset as at the date of initial recognition. The Group also considers reasonable and supportable information, that is available





without undue cost or effort, that is indicative of significant increases in credit risk since initial recognition. The Group assumes that the credit risk on a financial asset has not increased significantly since initial recognition if the financial asset is determined to have low credit risk at the balance sheet date.

#### *Write-offs*

Financial assets are written off either partially or in their entirety only when the Group has stopped pursuing the recovery.

### **2.13 Assets/ Disposal Groups held for sale**

Assets are classified as held for sale if their carrying amount will have recovered principally through sale transaction rather than through continuing use and a sale is considered highly probable. They are measured at lower of their carrying amount or fair value less cost to sell, except for assets such as deferred tax, assets arising from employee benefit, financials assets and contractual rights under insurance contracts, which are specifically exempted from this requirement.

Non-current assets are not depreciated or amortised while they are classified as held for sale. Non-current assets held for sale are presented separately from other assets in the balance sheet.

Where the Group is committed to a sale plan involving loss of control of an entity, it classifies investment in the entity (i.e. all the assets and liabilities of that entity) as held for sale.

### **2.14 Cash and cash equivalents**

Cash and cash equivalents comprise cash on hand and demand deposits, together with other short-term, highly liquid investments (original maturity less than three months) that are readily convertible into known amounts of cash and which are subject to an insignificant risk of changes in value.

### **2.15 Dividend**

Proposed dividends and interim dividends payable to the shareholders are recognized as changes in equity in the period in which they are approved by the shareholders' meeting and the Board of Directors respectively.

### **2.16 Material prior period errors**

Material prior period errors are corrected retrospectively by restating the comparative amounts for the prior periods presented in which the error occurred. If the error occurred before the earliest period presented, the opening balances of assets, liabilities and equity for the earliest period presented, are restated.

### **2.17 Prepaid Expenses**

A prepaid expense up to Rs. 1,00,000/- is recognized as expense upon initial recognition.

### **2.18 Offsetting of financial instruments**

Financial assets and financial liabilities are offset and the net amount is reported in the balance sheet if there is a currently enforceable legal right to offset the recognised amounts and there is an intention to settle on a net basis, to realise the assets and settle the liabilities simultaneously.



## 2.19 Taxation

Tax expense recognized in profit or loss comprises the sum of deferred tax and current tax. It is recognized in Statement of Profit and Loss, except when it relates to an item that is recognised in OCI or directly in equity, in which case, the tax is also recognised in OCI or directly in equity.

Current tax is determined as the tax payable in respect of taxable income for the year, using tax rates enacted or substantively enacted and as applicable at the reporting date, and any adjustments to tax payable in respect of previous years.

Deferred tax is recognized on temporary differences between the carrying amounts of assets and liabilities in the Consolidated financial statements and the corresponding tax bases used in the computation of taxable income. Deferred tax liability is created on temporary difference between the carrying amount and tax base of investments in subsidiaries and joint ventures.

Deferred tax assets and liabilities are calculated, without discounting, at tax rates that are expected to apply to their respective period of realization, provided those rates are enacted or substantively enacted by the end of the reporting period. Deferred tax assets and liabilities are offset if there is a legally enforceable right to offset current tax liabilities and assets, and they relate to income taxes levied by the same tax authority.

Deferred tax liability is recognized for all taxable temporary differences. A deferred tax asset is recognized for all deductible temporary differences to the extent that it is probable that future taxable profits will be available against which the deductible temporary difference can be utilized. Deferred tax assets are reviewed at each reporting date and are reduced to the extent that it is no longer probable that the related tax benefit will be realized.

Changes in deferred tax assets or liabilities are recognized as a component of tax income or expense in profit or loss, except where they relate to items that are recognized in other comprehensive income or directly in equity, in which case the related deferred tax is also recognized in other comprehensive income or equity, respectively.

Dividend Distribution Tax is recognized at the same time when the liability to pay a dividend is recognized.

## 2.20 Employee benefits

### Short-term employee benefits

Short-term employee benefits including salaries, short term compensated absences (such as a paid annual leave) where the absences are expected to occur within twelve months after the end of the period in which the employees render the related service, profit sharing and bonuses payable within twelve months after the end of the period in which the employees render the related services and non-monetary benefits for current employees are estimated and measured on an undiscounted basis.

**Post-employment benefit plans are classified into defined benefits plans and defined contribution plans as under:**

*Defined contribution plan*



A defined contribution plan is a plan under which the Group pays fixed contributions in respect of the employees into a separate fund. The Group has no legal or constructive obligations to pay further contributions after its payment of the fixed contribution. The contributions made by the Group towards defined contribution plans are charged to the profit or loss in the period to which the contributions relate.

#### *Defined benefit plan*

The Group has an obligation towards gratuity, Post Retirement Medical Facility (PRMF) and Other Defined Retirement Benefit (ODRB) which are being considered as defined benefit plans covering eligible employees. Under the defined benefit plans, the amount that an employee will receive on retirement is defined by reference to the employee's length of service, final salary, and other defined parameters. The legal obligation for any benefits remains with the Group, even if plan assets for funding the defined benefit plan have been set aside.

The Group's obligation towards defined benefit plans is determined using the projected unit credit method, with actuarial valuations being carried out at the end of each annual reporting period. The liability recognized in the statement of financial position for defined benefit plans is the present value of the Defined Benefit Obligation (DBO) at the reporting date less the fair value of plan assets. Management estimates the DBO annually with the assistance of independent actuaries.

Actuarial gains/losses resulting from re-measurements of the liability/asset are included in Other Comprehensive Income.

#### **Other long-term employee benefits:**

Liability in respect of compensated absences becoming due or expected to be availed more than one-year after the balance sheet date is estimated on the basis of actuarial valuation performed by an independent actuary using the projected unit credit method.


Actuarial gains and losses arising from past experience and changes in actuarial assumptions are charged to statement of profit and loss in the period in which such gains or losses are determined.

#### **Loan to employees at concessional rate**

Loans given to employees at concessional rate are initially recognized at fair value and subsequently measured at amortised cost. The difference between the initial fair value of such loans and transaction value is recognised as deferred employee cost, which is amortised on a straight-line basis over the expected remaining period of the Loan. In case of change in expected remaining period of the Loan, the unamortised deferred employee cost on the date of change is amortised over the updated expected remaining period of the loan on a prospective basis.

### **2.21 Provisions, Contingent Liabilities, and Contingent Assets**

Provisions are recognized when the Group has a present legal or constructive obligation as a result of a past event; it is probable that an outflow of economic resources will be required from the Group and amounts can be estimated reliably. Timing or amount of the outflow may still be uncertain. Provisions are measured at the estimated expenditure required to settle the present obligation, based on the most reliable evidence available at the reporting date, including the risks and uncertainties associated with



the present obligation. Provisions are discounted to their present values, where the time value of money is material.

A contingent liability is disclosed for:

- Possible obligations which will be confirmed only by future events not wholly within the control of the Group or
- Present obligations arising from past events where it is not probable that an outflow of resources will be required to settle the obligation or a reliable estimate of the amount of the obligation cannot be made.

In those cases, where the outflow of economic resources as a result of present obligations is considered improbable or remote, no liability is recognized or disclosure is made.

Any reimbursement that the Group can be virtually certain to collect from a third party concerning the obligation (such as from insurance) is recognized as a separate asset. However, this asset may not exceed the amount of the related provision.

Contingent assets are not recognized. However, when the inflow of economic benefits is probable, the related asset is disclosed.

## 2.22 Fair value measurement

The Group measures financial instruments, such as derivatives at fair value at each reporting date.

Fair value is the price that would be received to sell an asset or paid to transfer a liability in an orderly transaction between market participants at the measurement date. The fair value measurement is based on the presumption that the transaction to sell the asset or transfer the liability takes place either:

- In the principal market for the asset or liability, or
- In the absence of a principal market, in the most advantageous market for the asset or liability

The principal or the most advantageous market must be accessible by the Group.

The fair value of an asset or a liability is measured using the assumptions that market participants would use when pricing the asset or liability, including assumptions about risk, assuming that market participants act in their economic best interest. A fair value measurement of a non-financial asset takes into account a market participant's ability to generate economic benefits by using the asset in its highest and best use or by selling it to another market participant that would use the asset in its highest and best use.

The Group uses valuation techniques that are appropriate in the circumstances and for which sufficient data are available to measure fair value, maximizing the use of relevant observable inputs and minimizing the use of unobservable inputs.

All assets and liabilities for which fair value is measured or disclosed in the Consolidated financial statements are categorized within the fair value hierarchy, described as follows, based on the lowest level input that is significant to the fair value measurement as a whole:

- Level 1 - Quoted (unadjusted) market prices in active markets for identical assets or liabilities





- Level 2 - Valuation techniques for which the lowest level input that is significant to the fair value measurement is directly or indirectly observable
- Level 3 - Valuation techniques for which the lowest level input that is significant to the fair value measurement is unobservable

For assets and liabilities that are recognized in the Consolidated financial statements regularly, the Group determines whether transfers have occurred between levels in the hierarchy by re-assessing categorization (based on the lowest level input that is significant to the fair value measurement as a whole) at the end of each reporting period.

### 3. Significant management judgment in applying accounting policies and estimation of uncertainty

The preparation of the Group's Consolidated financial statements requires management to make judgments, estimates, and assumptions that affect the reported amounts of revenues, expenses, assets and liabilities, and the related disclosures. Actual results may differ from these estimates.

#### *Significant management judgments*

**Recognition of deferred tax assets/ liability** – The extent to which deferred tax assets can be recognized is based on an assessment of the probability of the future taxable income against which the deferred tax assets can be utilized. Further, the Group's Management has no intention to make withdrawal from the Special Reserve created and maintained under section 36(1)(viii) of the Income Tax Act, 1961 and thus, the special reserve created and maintained is not capable of being reversed. Hence, the Group does not create any deferred tax liability on the said reserve.

**Evaluation of indicators for impairment of assets** – The evaluation of the applicability of indicators of impairment of assets requires assessment of several external and internal factors which could result in deterioration of recoverable amount of the assets.

**Investment in SPVs** – Transmission projects are managed as per the mandate from Government of India and the Group does not have the practical ability to direct the relevant activities of these projects unilaterally. The Group therefore considers its investment in respective SPVs as associates having significant influence despite the Company holding 100% of their paid-up equity share capital.

**Non recognition of Interest Income on Credit Impaired Loans** - Interest income on credit-impaired loan assets is not being recognised as a matter of prudence, pending the outcome of resolutions of stressed assets.

#### *Significant estimates*

**Useful lives of depreciable/amortizable assets** – Management reviews its estimate of the useful lives of depreciable/amortizable assets at each reporting date, based on the expected utility of the assets. Uncertainties in these estimates relate to technical and economic obsolescence that may change the utility of assets.

**Defined benefit obligation (DBO)** – Management's estimate of the DBO is based on a number of underlying assumptions such as standard rates of inflation, mortality, discount rate and anticipation of future salary increases. Variation in these assumptions may significantly impact the DBO amount and the annual defined benefit expenses.



**Fair value measurements** – Management applies valuation techniques to determine the fair value of financial instruments (where active market quotes are not available). This involves developing estimates and assumptions consistent with how market participants would price the instrument. In estimating the fair value of an asset or a liability, the Group uses market-observable data to the extent it is available. In case of non-availability of market-observable data, Level 2 & Level 3 hierarchy is used for fair valuation.

**Income Taxes** – Significant estimates are involved in determining the provision for income taxes, including amount expected to be paid/recovered for uncertain tax positions and also in respect of expected future profitability to assess deferred tax asset.

**Expected Credit Loss ('ECL')** – The measurement of an expected credit loss allowance for financial assets measured at amortized cost requires the use of complex models and significant assumptions about future economic conditions and credit behavior (e.g., likelihood of customers defaulting and resulting losses). The Group makes significant judgments about the following while assessing expected credit loss to estimate ECL:

- Determining criteria for a significant increase in credit risk;
- Establishing the number and relative weightings of forward-looking scenarios for each type of product/ market and the associated ECL; and
- Establishing groups of similar financial assets to measure ECL.
- Estimating the probability of default and loss given default (estimates of recoverable amounts in case of default)



4 Cash and cash equivalents

(₹ in Crores)

Particulars	As at 31-12-19	As at 31-03-19
- Balances with Banks	450.18	343.60
- Cash on Hand (including postage & imprest)	0.06	0.01
<i>Sub-total</i>	<b>450.24</b>	<b>343.61</b>
- Term Deposits & Other Cash Equivalents		
- Short-term Deposits with Scheduled Banks	1,779.71	38.38
- Short term Investment in Debt Mutual Funds	-	-
<i>Sub-total</i>	1,779.71	38.38
<b>Total (Cash &amp; Cash Equivalents)</b>	<b>2,229.95</b>	<b>381.99</b>

5 Other Bank Balances

(₹ in Crores)

Particulars	As at 31-12-19	As at 31-03-19
- Earmarked Balances with Banks		
- For unpaid dividends	4.84	4.15
- For govt. funds for onward disbursement as grant	1,537.37	988.31
- Earmarked Term Deposits		
- For govt. funds for further disbursement	38.68	2.15
- Deposits in Compliance of Court Order	0.53	2.47
- Balances with banks not available for use pending allotment of securities	296.67	722.04
-Other Term deposits	1.26	13.96
<b>Total (Other Bank Balances)</b>	<b>1,879.35</b>	<b>1,733.08</b>

6 Trade Receivables

(₹ in Crores)

Particulars	As at 31-12-19	As at 31-03-19
(A) Unsecured, Considered good	162.84	148.55
Less: Allowance for Expected Credit Loss	(46.87)	(12.51)
	<b>115.97</b>	<b>136.04</b>
(B) Trade receivables which have significant increase in credit risk	-	3.37
Less: Allowance for Expected Credit Loss	-	(1.69)
	-	1.68
(C) Credit impaired receivables	-	23.83
Less: Allowance for Expected Credit Loss	-	(23.83)
<b>Total Trade Receivables (A+B+C)</b>	<b>115.97</b>	<b>137.72</b>



7 Derivative Financial Instruments

Part I

(₹ in Crores)

Particulars	As at 31.12.2019			As at 31.03.2019		
	Notional Amounts	Fair Value - Assets	Fair Value - Liabilities	Notional Amounts	Fair Value - Assets	Fair Value - Liabilities
(i) <b>Currency Derivatives</b>						
- Spot and forwards	534.56	3.12	-	518.78	-	10.26
- Currency swaps	6,174.70	215.41	248.85	5,701.69	419.05	0.41
- Others	-	-	-	-	-	-
- Call Spread	5,737.56	250.91	-	3,839.01	129.43	-
- Seagull Options	18,602.77	1,663.09	-	14,306.98	1,093.63	18.57
<b>Sub-total (i)</b>	<b>31,049.59</b>	<b>2,132.53</b>	<b>248.85</b>	<b>24,366.46</b>	<b>1,642.11</b>	<b>29.24</b>
(ii) <b>Interest Rate Derivatives</b>						
- Forward Rate Agreements and Interest Rate Swaps	26,004.65	198.11	202.21	21,436.70	160.47	130.16
<b>Sub-total (ii)</b>	<b>26,004.65</b>	<b>198.11</b>	<b>202.21</b>	<b>21,436.70</b>	<b>160.47</b>	<b>130.16</b>
<b>Total - Derivative Financial Instruments (i + ii)</b>	<b>57,054.24</b>	<b>2,330.64</b>	<b>451.06</b>	<b>45,803.16</b>	<b>1,802.58</b>	<b>159.40</b>

Part II

Included in Part I are derivatives held for hedging and risk management purposes as below:

Particulars	As at 31.12.2019			As at 31.03.2019		
	Notional Amounts	Fair Value - Assets	Fair Value - Liabilities	Notional Amounts	Fair Value - Assets	Fair Value - Liabilities
(i) Undesignated Derivatives	57,054.24	2,330.64	451.06	45,803.16	1,802.58	159.40
<b>Total - Derivative Financial Instruments</b>	<b>57,054.24</b>	<b>2,330.64</b>	<b>451.06</b>	<b>45,803.16</b>	<b>1,802.58</b>	<b>159.40</b>



8 Loans

The Company has categorised all loans at Amortised Cost in accordance with the requirements of Ind AS 109.

(₹ in Crores)

Particulars	As at 31.12.2019		As at 31.03.2019	
	Principal O/s	Amortised Cost	Principal O/s	Amortised Cost
<b>(A) Loans</b>				
(i) Term Loans	306,408.28	307,408.61	279,021.68	279,748.67
(ii) Working Capital Loans	1,016.84	1,032.77	2,188.00	2,200.18
<b>Total (A) - Gross Loans</b>	<b>307,425.12</b>	<b>308,441.38</b>	<b>281,209.68</b>	<b>281,948.85</b>
Less: Impairment loss allowance	(11,464.66)	(11,464.66)	(11,497.93)	(11,497.93)
<b>Total (A) - Net Loans</b>	<b>295,960.46</b>	<b>296,976.72</b>	<b>269,711.75</b>	<b>270,450.92</b>
<b>(B) Security Details</b>				
(i) Secured by tangible assets	234,580.94	235,335.27	216,394.62	206,845.46
(ii) Secured by intangible assets	-	-	-	-
(iii) Covered by Bank/ Govt. Guarantees	54,120.52	54,320.42	42,575.45	52,751.86
(iv) Unsecured	18,723.66	18,785.69	22,239.61	22,351.53
<b>Total (B) - Gross Loans</b>	<b>307,425.12</b>	<b>308,441.38</b>	<b>281,209.68</b>	<b>281,948.85</b>
Less: Impairment loss allowance	(11,464.66)	(11,464.66)	(11,497.93)	(11,497.93)
<b>Total (B) - Net Loans</b>	<b>295,960.46</b>	<b>296,976.72</b>	<b>269,711.75</b>	<b>270,450.92</b>
<b>(C)(I) Loans in India</b>				
(i) Public Sector	271,070.79	272,028.29	247,719.13	248,463.55
(ii) Private Sector	36,354.33	36,413.09	33,490.55	33,485.30
<b>Total (C)(I) - Gross Loans</b>	<b>307,425.12</b>	<b>308,441.38</b>	<b>281,209.68</b>	<b>281,948.85</b>
Less: Impairment loss allowance	(11,464.66)	(11,464.66)	(11,497.93)	(11,497.93)
<b>Total (C)(I) - Net Loans</b>	<b>295,960.46</b>	<b>296,976.72</b>	<b>269,711.75</b>	<b>270,450.92</b>
<b>(C)(II) Loans outside India</b>				
(i) Public Sector	-	-	-	-
(ii) Private Sector	-	-	-	-
<b>Total (C)(II) - Gross Loans</b>	<b>-</b>	<b>-</b>	<b>-</b>	<b>-</b>
Less: Impairment loss allowance	-	-	-	-
<b>Total (C)(II) - Net Loans</b>	<b>-</b>	<b>-</b>	<b>-</b>	<b>-</b>
<b>Total (C)(I) and (C)(II)</b>	<b>295,960.46</b>	<b>296,976.72</b>	<b>269,711.75</b>	<b>270,450.92</b>



9 Investments

(₹ in Crores)

As at 31st December 2019	Amortised Cost	At fair value				Total
		Through Other Comprehensive Income	Through profit or loss	Designated at fair value through profit or loss	Sub-total	
	(1)	(2)	(3)	(4)	(5=2+3+4)	(6=1+5)
<b>Government Securities</b>						
- Govt. of MP Power Bonds - II (1 Bond of ₹ 47.16 Crores)	-	-	-	-	-	-
<b>Sub-total - Government Securities</b>	-	-	-	-	-	-
<b>Debt Securities</b>						
- 9.68% Bonds of UP Power Corporation Ltd.	-	-	-	-	-	-
11.15% Perpetual Bonds of Indian Bank (5,000 Bonds of ₹ 0.10 Crores each)	-	-	542.23	-	542.23	542.23
11.25% Perpetual Bonds of Vijaya Bank (5,000 Bonds of ₹ 0.10 Crores each)	-	-	542.11	-	542.11	542.11
11.25% Perpetual Bonds of Syndicate Bank (5,000 Bonds of ₹ 0.10 Crores each)	-	-	542.61	-	542.61	542.61
7.39% Tax Free 15 years Secured Redeemable Non Convertible Bonds of Housing and Urban Development Corporation(HUDCO) (86,798 Bonds of ₹ 1,000 each)	9.01	-	-	-	-	9.01
7.35% Tax Free 15 years Secured Redeemable Non Convertible Bonds of National Highway Authority of India Ltd. (NHAI) (42,855 Bonds of ₹ 1,000 each)	4.52	-	-	-	-	4.52
7.39% Tax Free 15 years Secured Redeemable Non Convertible Bonds of National Highway Authority of India Ltd. (NHAI) (34,463 Bonds of ₹ 1,000 each)	3.61	-	-	-	-	3.61
7.49% Tax Free 15 years Secured Redeemable Non Convertible Bonds of Indian Renewable Energy Development Agency (IREDA) (61,308 Bonds of ₹ 1,000 each)	6.56	-	-	-	-	6.56
7.35% Tax Free 15 years Secured Redeemable Non Convertible Bonds of Indian Railway Finance Corporation (IRFC) (22,338 Bonds of ₹ 1,000 each)	2.27	-	-	-	-	2.27
7.35% Tax Free 15 years Secured Redeemable Non Convertible Bonds of National Bank for Agriculture and Rural Development (NABARD) (14,028 Bonds of ₹ 1,000 each)	1.48	-	-	-	-	1.48



(₹ in Crores)

As at 31st December 2019	Amortised Cost	At fair value				Total
		Through Other Comprehensive Income	Through profit or loss	Designated at fair value through profit or loss	Sub-total	
	(1)	(2)	(3)	(4)	(5=2+3+4)	(6=1+5)
8.76% Tax Free 20 years Secured Redeemable Bonds of Housing and Urban Development Corporation(HUDCO)	5.42	-	-	-	-	5.42
(50,000 Bonds of ₹ 1,000 each)						
<b>Sub-total - Debt Securities</b>	<b>32.88</b>	<b>-</b>	<b>1,626.95</b>	<b>-</b>	<b>1,626.95</b>	<b>1,659.83</b>
<b>Equity Instruments</b>						
- NHPC Ltd.	-	419.85	-	-	419.85	419.85
(17,53,02,206 Equity shares of ₹ 10 each)						
- Indian Energy Exchange Ltd.	-	175.23	-	-	175.23	175.23
(1,22,71,211 Equity shares of ₹ 1 each)						
- HUDCO Ltd.	-	1.25	-	-	1.25	1.25
(3,47,429 Equity shares of ₹ 10 each)						
- Universal Commodity Exchange Ltd.	-	-	-	-	-	-
(1,60,00,000 Equity shares of ₹ 10 each)						
- Rattan India Power Ltd.	-	-	17.59	-	17.59	17.59
(9,25,68,105 Equity shares of ₹ 1.48 each)						
- Lanco Teesta Hydro Power Pvt. Ltd.	-	-	-	-	-	-
(10,20,00,000 Equity shares of ₹ 10 each)						
<b>Sub-total - Equity Instruments</b>	<b>-</b>	<b>596.33</b>	<b>17.59</b>	<b>-</b>	<b>613.92</b>	<b>613.92</b>
<b>Investment in Preference Securities</b>						
- Rattan India Power Ltd.	22.21	-	-	-	-	22.21
(2,87,20,978 redeemable preference shares of ₹ 10 each)						
- Rattan India Power Ltd.	-	32.47	-	-	32.47	32.47
(4,33,03,616 optionally convertible cumulative redeemable preference shares of ₹ 10 each)						
<b>Sub-total - Preference Shares</b>	<b>22.21</b>	<b>32.47</b>	<b>-</b>	<b>-</b>	<b>32.47</b>	<b>54.68</b>
<b>Others</b>						
- Units of 'Small is Beautiful' Fund	-	6.12	-	-	6.12	6.12
(61,52,200 units of ₹ 10 each)						
<b>Sub-total - Others</b>	<b>-</b>	<b>6.12</b>	<b>-</b>	<b>-</b>	<b>6.12</b>	<b>6.12</b>
<b>Total - Gross (A)</b>	<b>55.09</b>	<b>634.92</b>	<b>1,644.54</b>	<b>-</b>	<b>2,279.46</b>	<b>2,334.55</b>
(i) Investments outside India	-	-	-	-	-	-
(ii) Investments in India	55.09	634.92	1,644.54	-	2,279.46	2,334.55
<b>Total (B)</b>	<b>55.09</b>	<b>634.92</b>	<b>1,644.54</b>	<b>-</b>	<b>2,279.46</b>	<b>2,334.55</b>
Less: Allowance for impairment loss (C)	-	-	-	-	-	-
<b>Total - Net (D=A-C)</b>	<b>55.09</b>	<b>634.92</b>	<b>1,644.54</b>	<b>-</b>	<b>2,279.46</b>	<b>2,334.55</b>





(₹ in Crores)

As at 31st March 2019	Amortised Cost	At fair value				Total
		Through Other Comprehensive Income	Through profit or loss	Designated at fair value through profit or loss	Sub-total	
	(1)	(2)	(3)	(4)	(5=2+3+4)	(6=1+5)
<b>Government Securities</b>					-	-
- Govt. of MP Power Bonds - II (1 Bond of ₹ 47.16 Crores)	47.16	-	-	-	-	47.16
<b>Sub-total - Government Securities</b>	<b>47.16</b>	<b>-</b>	<b>-</b>	<b>-</b>	<b>-</b>	<b>47.16</b>
<b>Debt Securities</b>						
- Bonds of UP Power Corporation Ltd. (30,385 Bonds of ₹ 0.01 Crores each)	-	-	-	-	-	-
- Perpetual Bonds of Indian Bank (5,000 Bonds of ₹ 0.10 Crores each)	-	-	500.31	-	500.31	500.31
- Perpetual Bonds of Vijaya Bank (5,000 Bonds of ₹ 0.10 Crores each)	-	-	556.25	-	556.25	556.25
- Perpetual Bonds of Syndicate Bank (5,000 Bonds of ₹ 0.10 Crores each)	-	-	500.31	-	500.31	500.31
7.39% Tax Free 15 years Secured Redeemable Non Convertible Bonds of Housing and Urban Development Corporation(HUDCO) (86,798 Bonds of ₹ 1,000 each)	8.81	-	-	-	-	8.81
7.35% Tax Free 15 years Secured Redeemable Non Convertible Bonds of National Highway Authority of India Ltd. (NHAI) (42,855 Bonds of ₹ 1,000 each)	4.60	-	-	-	-	4.60
7.39% Tax Free 15 years Secured Redeemable Non Convertible Bonds of National Highway Authority of India Ltd. (NHAI) (35,463 Bonds of ₹ 1,000 each)	3.68	-	-	-	-	3.68
7.49% Tax Free 15 years Secured Redeemable Non Convertible Bonds of Indian Renewable Energy Development Agency (IREDA) (61,308 Bonds of ₹ 1,000 each)	6.22	-	-	-	-	6.22
7.35% Tax Free 15 years Secured Redeemable Non Convertible Bonds of Indian Railway Finance Corporation (IRFC) (22,338 Bonds of ₹ 1,000 each)	2.31	-	-	-	-	2.31
7.35% Tax Free 15 years Secured Redeemable Non Convertible Bonds of National Bank for Agriculture and Rural Development (NABARD) (14,028 Bonds of ₹ 1,000 each)	1.40	-	-	-	-	1.40





(₹ in Crores)

As at 31st March 2019	Amortised Cost	At fair value				Total
		Through Other Comprehensive Income	Through profit or loss	Designated at fair value through profit or loss	Sub-total	
	(1)	(2)	(3)	(4)	(5=2+3+4)	(6=1+5)
8.76% Tax Free 20 years Secured Redeemable Bonds of Housing and Urban Development Corporation(HUDCO) (50,000 Bonds of ₹ 1,000 each)	5.09	-	-	-	-	5.09
<b>Sub-total - Debt Securities</b>	<b>32.11</b>	<b>-</b>	<b>1,556.87</b>	<b>-</b>	<b>1,556.87</b>	<b>1,588.98</b>
<b>Equity Instruments</b>						
- NHPC Ltd. (18,40,11,865 Equity shares of ₹ 10 each)	-	433.00	-	-	433.00	433.00
- Indian Energy Exchange Ltd. (1,25,00,000 Equity shares of ₹ 1 each)	-	206.25	-	-	206.25	206.25
- HUDCO Ltd. (3,47,429 Equity shares of ₹ 10 each)	-	1.56	-	-	1.56	1.56
- Universal Commodity Exchange Ltd. (1,60,00,000 Equity shares of ₹ 10 each)	-	-	-	-	-	-
- Lanco Teesta Hydro Power Pvt. Ltd. (10,20,00,000 Equity shares of ₹ 10 each)	-	-	-	-	-	-
<b>Sub-total - Equity Instruments</b>	<b>-</b>	<b>640.81</b>	<b>-</b>	<b>-</b>	<b>640.81</b>	<b>640.81</b>
<b>Others</b>						
- Units of 'Small is Beautiful' Fund (61,52,200 units of ₹ 10 each)	-	6.18	-	-	6.18	6.18
- Inter-Corporate Deposits	-	-	-	-	-	-
<b>Sub-total - Others</b>	<b>-</b>	<b>6.18</b>	<b>-</b>	<b>-</b>	<b>6.18</b>	<b>6.18</b>
<b>Total - Gross (A)</b>	<b>79.27</b>	<b>646.99</b>	<b>1,556.87</b>	<b>-</b>	<b>2,203.86</b>	<b>2,283.13</b>
(i) Investments outside India	-	-	-	-	-	-
(ii) Investments in India	79.27	646.99	1,556.87	-	2,203.86	2,283.13
<b>Total (B)</b>	<b>79.27</b>	<b>646.99</b>	<b>1,556.87</b>	<b>-</b>	<b>2,203.86</b>	<b>2,283.13</b>
Less: Allowance for impairment loss (C)	-	-	-	-	-	-
<b>Total - Net (D=A-C)</b>	<b>79.27</b>	<b>646.99</b>	<b>1,556.87</b>	<b>-</b>	<b>2,203.86</b>	<b>2,283.13</b>

## (B) Investments accounted for using equity method

Particulars	(₹ in Crores)	
	As at 31.12.2019	As at 31.03.2019
<b>Investment in Joint Ventures</b>		
- Energy Efficiency Services Ltd. (14,65,00,000 Equity shares of ₹ 10 each)	256.69	179.63
<b>Total</b>	<b>256.69</b>	<b>179.63</b>



**10 Other financial assets**

The Company has categorised all the components under 'Other Financial Assets' at Amortised Cost in accordance with the requirements of Ind AS 109.

Particulars	As at 31.12.2019	As at 31.03.2019
(A) Loans to Employees	31.50	28.80
(B) Advances to Employees	0.35	0.32
(C) Security Deposits	1.94	1.76
(D) Recoverable from Govt. of India		
- Towards Gov Fully Serviced Bonds	18,224.09	18,131.11
- Agency Charges on Govt. Schemes	95.01	159.61
- Reimbursement of Expenses on Govt. Schemes	0.41	0.91
<b>Total - Recoverable from Govt. of India</b>	<b>18,319.51</b>	<b>18,291.63</b>
(E) Recoverable from State Electricity Boards/ Others	14.19	14.12
(F) Other Amounts Recoverable	47.75	39.40
Less: Allowance for Expected Credit Loss	(28.37)	(26.69)
<b>Other Amounts Recoverable (Net)</b>	<b>19.38</b>	<b>12.71</b>
(G) Other Financial Assets	8.30	14.65
<b>Total (A to G)</b>	<b>18,395.17</b>	<b>18,363.99</b>

**11 Current tax assets (net)**

Particulars	As at 31.12.2019	As at 31.03.2019
Advance Income-tax & TDS	1,520.57	2,148.43
Less; Provision for Income Tax	(1337.56)	(1,855.26)
<b>Current tax assets (Net)</b>	<b>183.01</b>	<b>293.17</b>

**12 Deferred tax assets (net)**

Particulars	As at 31.12.2019	As at 31.03.2019
<b>Deferred Tax Assets (Net)</b>	<b>1,799.43</b>	<b>2,305.93</b>



13 Investment Property

Particulars	Opening Balance		Additions during the period		Sales/ adjustment during the period		Closing Balance	
As at 31st December 2019	0.01		-		-			0.01
As at 31st March 2019	0.01		-		-			0.01

14 Property, Plant & Equipment and Intangible Assets

Particulars	Property, Plant & Equipment											Other Intangible Assets		
	Freehold Land	Leasehold Land	Buildings	ROU Asset	Furniture & Fixtures	EDP Equipments	Office Equipments	Vehicles	Leasehold Improvements	Total	Capital Work in-Progress	Intangible Assets under Development	Computer Software	Computer Software
Gross carrying value	82.92	1.59	31.74	-	9.38	18.20	17.60	0.40	2.36	164.19	127.23	1.46	12.47	
As at 31.03.2018	27.47	-	-	-	1.82	5.12	3.25	-	0.12	37.78	58.34	0.13	4.91	
Additions	-	-	-	-	-	-	-	-	-	11.37	-	-	-	
Borrowings Cost Capitalised	-	-	-	-	0.21	0.87	0.95	-	-	2.03	-	-	-	
Disposals/ Adjustments	-	-	-	-	10.99	22.45	19.90	0.40	2.48	199.94	196.94	1.59	17.38	
As at 31.03.2019	110.39	1.59	31.74	2.65	1.34	2.04	2.47	-	-	8.50	51.40	0.38	3.33	
Additions	-	-	-	-	-	-	-	-	-	-	12.07	-	-	
Borrowings Cost Capitalised	-	-	-	-	0.60	2.11	1.38	-	-	4.09	-	0.46	0.01	
Disposals/ Adjustments	-	-	-	-	11.72	22.38	20.99	0.40	2.48	204.34	260.41	1.51	20.70	
As at 31.12.2019	110.39	1.59	31.74	2.65	11.72	22.38	20.99	0.40	2.48	204.34	260.41	1.51	20.70	
Accumulated depreciation/ amortisation	-	-	-	-	-	-	-	-	-	-	-	-	-	
As at 31.03.2018	-	0.29	8.10	-	5.94	13.21	9.33	0.27	0.46	37.60	-	-	7.31	
Charge for the year	-	0.02	0.48	-	0.65	2.75	2.41	0.03	0.44	6.78	-	-	1.52	
Adjustment for disposals	-	-	-	-	0.06	0.61	0.40	-	-	1.07	-	-	-	
As at 31.03.2019	-	0.31	8.58	-	6.53	15.35	11.34	0.30	0.90	43.31	-	-	8.83	
Charge for the year	-	0.01	0.37	0.59	0.53	2.13	2.04	0.01	0.33	6.01	-	-	2.19	
Adjustment for disposals	-	-	-	-	0.31	1.88	0.90	-	0.01	3.10	-	-	0.02	
As at 31.12.2019	-	0.32	8.95	0.59	6.75	15.60	12.48	0.31	1.22	46.22	-	-	11.00	
Net block as at 31.03.19	110.39	1.28	23.16	-	4.46	7.10	8.56	0.10	1.58	156.63	196.94	1.59	8.55	
Net block as at 31.12.19	110.39	1.27	22.79	2.06	4.97	6.78	8.51	0.09	1.26	158.12	260.41	1.51	9.70	



15 Other non-financial assets

Particulars	As at 31.12.2019	As at 31.03.2019
(A) Capital Advances	37.93	35.72
(B) Other Advances	10.19	30.82
(C) Balances with Govt. Authorities	53.61	62.02
(D) Prepaid Expenses	1.98	7.64
(E) Deferred Employee Cost	12.26	12.20
(F) Deferred Expenses	0.96	-
(G) Other Assets	0.02	0.01
<b>Total (A to F)</b>	<b>116.95</b>	<b>148.41</b>

16 Disposal Group

Particulars	As at 31.12.2019	As at 31.03.2019
<b>Assets classified as held for sale</b>		
(A) Investment	0.20	0.50
(B) Loans to associates	8.88	9.06
<b>Total (A+B)</b>	<b>9.08</b>	<b>9.56</b>
<b>Liabilities directly associated with assets classified as held for sale</b>		
(C) Payable to associates	-	0.08
<b>Total (C)</b>	<b>-</b>	<b>0.08</b>
<b>Disposal group -Net assets (A+B-C)</b>	<b>9.08</b>	<b>9.48</b>



17 Trade Payables

(₹ in Crores)

Particulars	As at 31-12-19	As at 31-03-19
<b>Trade Payables</b>		
Total outstanding dues of MSMEs	-	2.65
Total outstanding dues of creditors other than MSMEs	51.01	64.64
<b>Sub-total</b>	<b>51.01</b>	<b>67.29</b>
<b>Total (Payables)</b>	<b>51.01</b>	<b>67.29</b>



18 Debt Securities

The Company has categorised all debt securities at amortised cost in accordance with the requirements of Ind AS 109.

(₹ in Crores)

Particulars	As at 31-12-19		As at 31-03-19	
	Face Value	Amortised Cost	Face Value	Amortised Cost
<b>(A) Secured Long-Term Debt Securities</b>				
(i) Institutional Bonds	4,415.30	4,620.99	11,019.40	11,599.27
(ii) 54EC Capital Gain Tax Exemption Bonds	22,526.48	23,097.23	23,157.88	24,010.13
(iii) Tax Free Bonds	12,577.97	12,762.78	12,577.97	13,010.38
(iv) Bond Application Money	296.67	296.02	722.04	720.48
<b>Sub-total (A)</b>	<b>39,816.42</b>	<b>40,777.02</b>	<b>47,477.29</b>	<b>49,340.26</b>
<b>(B) Unsecured Long-Term Debt Securities</b>				
(i) Institutional Bonds	136,932.90	141,198.84	118,253.90	122,201.55
(ii) Infrastructure Bonds	91.43	104.93	91.43	98.75
(iii) Zero Coupon Bonds	1,337.31	1,336.97	1,259.57	1,258.56
(iv) Foreign Currency Bonds	21,382.20	20,812.15	12,796.69	12,172.07
<b>Sub-total (B)</b>	<b>159,743.84</b>	<b>163,452.89</b>	<b>132,401.59</b>	<b>135,730.93</b>
<b>(C) Unsecured Short-Term Debt Securities</b>				
(i) Commercial Paper	3,500.00	3,451.54	7,975.00	7,696.32
<b>Sub-total (C)</b>	<b>3,500.00</b>	<b>3,451.54</b>	<b>7,975.00</b>	<b>7,696.32</b>
<b>Total - Debt Securities (A+B+C)</b>	<b>203,060.26</b>	<b>207,681.45</b>	<b>187,853.88</b>	<b>192,767.51</b>
<b>Debt Securities issued in/ outside India</b>				
(i) Debt Securities in India	181,678.06	186,869.30	175,057.19	180,595.44
(ii) Debt Securities outside India	21,382.20	20,812.15	12,796.69	12,172.07
<b>Total - Debt Securities</b>	<b>203,060.26</b>	<b>207,681.45</b>	<b>187,853.88</b>	<b>192,767.51</b>

19 Borrowings (Other than Debt Securities)

The Company has categorised all borrowings (other than debt securities) at Amortised Cost in accordance with the requirements of Ind AS 109.

Particulars	As at 31-12-19		As at 31-03-19	
	Principal O/s	Amortised Cost	Principal O/s	Amortised Cost
<b>(A) Secured Long-Term Borrowings</b>				
(i) Term Loans from Others - Financial Institutions	-	-	200.00	207.33
<b>Sub-total (A)</b>	<b>-</b>	<b>-</b>	<b>200.00</b>	<b>207.33</b>
<b>(B) Unsecured Long-Term Borrowings</b>				
(i) Finance Lease Obligations	0.11	0.11	0.11	0.11
(ii) Term Loans from Govt. of India	10,000.00	10,122.31	5,000.00	5,121.84
(iii) Term Loans from Banks	18,049.46	18,121.88	18,550.00	18,555.08
(iv) Term Loans from Financial Institutions	1,000.00	1,021.12	1,000.00	1,000.00
(v) Foreign Currency Borrowings	19,195.57	19,084.36	17,637.62	17,450.46
(vi) FCNR (B) Loans	962.20	965.34	933.81	936.96
<b>Sub-total (B)</b>	<b>49,207.34</b>	<b>49,315.12</b>	<b>43,121.54</b>	<b>43,064.45</b>
<b>(C) Unsecured Short-Term Borrowings</b>				
(i) FCNR (B) Loans	5,096.10	5,105.03	3,389.39	3,390.76
(ii) Loans repayable on demand from Banks	625.00	625.23	-	-
(iii) Loans repayable on demand from Financial Institutions	-	-	-	-
<b>Sub-total (C)</b>	<b>5,721.10</b>	<b>5,730.26</b>	<b>3,389.39</b>	<b>3,390.76</b>
<b>Total - Borrowings (other than Debt Securities) (A to C)</b>	<b>54,928.44</b>	<b>55,045.38</b>	<b>46,710.93</b>	<b>46,662.54</b>
<b>Borrowings (other than Debt Securities) in/ outside India</b>				
(i) Borrowings in India	35,732.87	35,961.02	29,073.31	29,212.08
(ii) Borrowings outside India	19,195.57	19,084.36	17,637.62	17,450.46
<b>Total - Borrowings (other than Debt Securities)</b>	<b>54,928.44</b>	<b>55,045.38</b>	<b>46,710.93</b>	<b>46,662.54</b>



20 Subordinated Liabilities

The Company has categorised all debt securities at amortised cost in accordance with the requirements of Ind AS 109.

Particulars	As at 31-12-19		As at 31-03-19	
	Face Value	Amortised Cost	Face Value	Amortised Cost
(i) 175th Series - Subordinate Tier-II Bonds - 8.97% Redeemable at par on 28.03.2029	2,151.20	2,296.82	2,151.20	2,151.24
(i) 115th Series - Subordinate Tier-II Bonds - 8.06% Redeemable at par on 31.05.2023	2,500.00	2,617.65	2,500.00	2,667.52
<b>Total - Subordinated Liabilities</b>	<b>4,651.20</b>	<b>4,914.47</b>	<b>4,651.20</b>	<b>4,818.76</b>
<b>Subordinated Liabilities in/ outside India</b>				
(i) Borrowings in India	4,651.20	4,914.47	4,651.20	4,818.76
(ii) Borrowings outside India	-	-	-	-
<b>Total - Subordinated Liabilities</b>	<b>4,651.20</b>	<b>4,914.47</b>	<b>4,651.20</b>	<b>4,818.76</b>

20.1 Reconciliation between carrying values and the actual amounts outstanding in respect of Borrowings:

(₹ in Crores)

Particulars	Debt Securities	Other Borrowings	Subordinated Liabilities	Total
<b>As at 31st December 2019</b>				
<b>Total Amount as per Ind-AS</b>	<b>207,681.45</b>	<b>55,045.38</b>	<b>4,914.47</b>	<b>267,641.30</b>
Less: Interest accrued on Borrowings classified under the same head as per Ind-AS	(5,589.94)	(337.87)	(265.46)	(6,193.27)
Add: Ind-AS Adjustments in respect of transaction costs at Effective Interest Rate (EIR)	968.75	220.93	2.19	1,191.87
<b>Total Borrowings Outstanding</b>	<b>203,060.26</b>	<b>54,928.44</b>	<b>4,651.20</b>	<b>262,639.90</b>
<b>As at 31st March 2019</b>				
<b>Total Amount as per Ind-AS</b>	<b>192,767.51</b>	<b>46,662.54</b>	<b>4,818.76</b>	<b>244,248.81</b>
Less: Interest accrued on Borrowings classified under the same head as per Ind-AS	(6,060.01)	(207.10)	(168.58)	(6,435.69)
Add: Ind-AS Adjustments in respect of transaction costs at Effective Interest Rate (EIR)	1,146.38	255.49	1.02	1,402.89
<b>Total Borrowings Outstanding</b>	<b>187,853.88</b>	<b>46,710.93</b>	<b>4,651.20</b>	<b>239,216.01</b>



21 Other Financial Liabilities

(₹ in Crores)

Particulars	As at 31-12-19	As at 31-03-19
(A) Unpaid Dividends	4.84	4.15
(B) Bond Application Money refundable and interest accrued thereon	-	0.05
(C) Unpaid Principal & Interest on Bonds		
- Matured Bonds & Interest Accrued thereon	37.64	39.52
- Interest on Bonds	17.52	15.91
Sub-total (C)	55.16	55.43
(D) Funds Received from Govt. of India for Disbursement as Subsidy/ Grant (cumulative)	81,551.86	77,717.88
Add: Interest on such funds (net of refund)	60.69	42.57
Less: Disbursed to Beneficiaries (cumulative)	(80,121.18)	(76,903.42)
Undisbursed Funds to be disbursed as Subsidy/ Grant	<u>1,491.37</u>	<u>857.03</u>
(E) Payables towards Bonds Fully serviced by Govt. of India	18,222.26	17,996.06
(F) Payable towards funded staff benefits	-	31.78
(G) Other Liabilities	142.76	282.57
Total (A to G)	<b>19,916.39</b>	<b>19,227.07</b>





22 Current tax liabilities (net)

Particulars	As at 31-12-19	As at 31-03-19
Provision for Income Tax	50.51	-
Less: Advance Income-tax & TDS	(49.38)	-
<b>Current tax liabilities (Net)</b>	<b>1.13</b>	<b>-</b>

23 Provisions

(₹ in Crores)

Particulars	As at 31-12-19	As at 31-03-19
<b>(A) Provisions for Employee Benefits</b>		
Earned Leave Liability	14.81	11.80
Medical Leave Liability	18.98	21.67
Settlement Allowance	1.32	1.42
Economic Rehabilitation Scheme	4.33	3.69
Long Service Award	1.42	1.24
Incentive	48.69	46.99
Pay Revision	-	13.06
Loyalty Bonus	0.42	0.37
<i>Sub-total (A)</i>	<b>89.97</b>	<b>100.24</b>
<b>(B) Others</b>		
Expected Credit Loss on Letters of Comfort	3.79	-
<i>Sub-total (B)</i>	<b>3.79</b>	<b>-</b>
<b>Total (A+B)</b>	<b>93.76</b>	<b>100.24</b>

24 Other Non-financial Liabilities

(₹ in Crores)

Particulars	As at 31-12-19	As at 31-03-19
<b>(A) Income Received in Advance</b>	0.34	2.63
<b>(B) Sundry Liabilities Account (Interest Capitalisation)</b>	10.89	21.99
<b>(C) Unamortised Fee on Undisbursed Loans</b>	51.11	25.76
<b>(D) Advance received from Govt. towards Govt. Schemes</b>	14.74	16.20
<b>(E) Statutory Dues</b>	17.14	37.31
<b>(F) Other Liabilities</b>	1.50	0.71
<b>Total (A to F)</b>	<b>95.72</b>	<b>104.60</b>



## 25 Equity Share Capital

(₹ in Crores)

Particulars	As at 31-12-19		As at 31-03-19	
	No. of Shares	Amount	No. of Shares	Amount
<b>Authorised :</b> Equity shares of ₹ 10 each	5,000,000,000	5,000.00	5,000,000,000	5,000.00
<b>Issued, Subscribed and Paid up :</b> Fully paid up Equity shares of ₹ 10 each	1,974,918,000	1,974.92	1,974,918,000	1,974.92
<b>Total</b>	<b>1,974,918,000</b>	<b>1,974.92</b>	<b>1,974,918,000</b>	<b>1,974.92</b>

## 26 Other Equity

(₹ in Crores)

Particulars	As at 31-12-19		As at 31-03-19	
	(A) <b>Other Reserves</b>			
(i) Securities Premium		2,236.54		2,236.54
(ii) Debenture Redemption Reserve		-		1,318.13
(iii) Special Reserve created u/s 36(1) (viii) of the Income Tax Act, 1961		16,387.88		15,136.78
(iv) Reserve for Bad and doubtful debts u/s 36(1)(viii) of the Income Tax Act, 1961		2,922.33		3,034.72
(v) Reserve Fund u/s 45-IC of Reserve Bank of India Act, 1934		2,044.00		1,153.00
(vi) Foreign Currency Monetary Item Translation Difference Account		(981.51)		(764.82)
Capital Reserve		3.75		-
(vii) General Reserve		6,976.23		5,230.54
(B) <b>Retained Earnings</b>		7,048.87		5,088.19
(C) <b>Other Comprehensive Income (OCI)</b>				
Share of Other Comprehensive Income/ (loss) of Joint Venture accounted for using equity method		(1.68)		1.46
- Equity Instruments through Other Comprehensive Income		195.55		136.88
<b>Total - Other Equity</b>		<b>36,831.96</b>		<b>32,571.42</b>



27 Interest Income

Particulars	Period ended 31.12.2019			Year ended 31.12.2018		
	On Financial Assets measured at Fair Value through OCI	On Financial Assets measured at Amortised Cost	On Financial Assets measured at Fair Value through Profit or Loss	On Financial Assets measured at Fair Value through OCI	On Financial Assets measured at Amortised Cost	On Financial Assets measured at Fair Value through Profit or Loss
<b>(A) Interest on Loan Assets</b>						
(i) Long term financing	-	21,579.05	-	-	17,971.10	-
Less: Rebate for timely payments/completion etc	-	(0.06)	-	-	(6.09)	-
Long term financing (net)	-	21,578.99	-	-	17,965.01	-
(ii) Short term financing	-	152.18	-	-	269.40	-
<b>Sub-total (A)</b>	-	<b>21,731.17</b>	-	-	<b>18,234.41</b>	-
<b>(B) Interest Income from Investments</b>						
(i) Interest from CP/ ICD	-	0.21	-	-	0.40	-
(ii) Interest from Govt. Securities	-	1.89	-	-	7.55	-
(iii) Interest from Long Term Investments	-	0.03	126.54	-	15.63	126.76
(iv) Interest from tax free bonds	-	1.81	-	-	1.77	-
<b>Sub-total (B)</b>	-	<b>3.94</b>	<b>126.54</b>	-	<b>25.35</b>	<b>126.76</b>
<b>(C) Interest on Deposits with Banks</b>						
(i) Interest from Deposits	-	45.87	-	-	38.46	-
<b>Sub-total (C)</b>	-	<b>45.87</b>	-	-	<b>38.46</b>	-
<b>(D) Other Interest Income</b>						
(i) Interest from Income Tax Refund	-	1.94	-	-	0.06	-
(ii) Interest from Staff Advances	-	3.50	-	-	2.35	-
(iii) Interest on Mobilisation Advance	-	1.94	-	-	2.22	-
(iv) Unwinding of Discount of Security Deposits	-	0.06	-	-	0.08	-
(v) Interest from SPVs	-	0.98	-	-	0.56	-
<b>Sub-total (D)</b>	-	<b>8.42</b>	-	-	<b>5.27</b>	-
<b>Total (A to D)</b>	-	<b>21,789.40</b>	<b>126.54</b>	-	<b>18,303.49</b>	<b>126.76</b>

28 Dividend Income

(₹ in Crores)

Particulars	Period ended 31.12.2019	Year ended 31.12.2018
- Dividend from Long-Term Investments	13.16	10.30
<b>Total - Dividend Income</b>	<b>13.16</b>	<b>10.30</b>

29 Fees and Commission Income

(₹ in Crores)

Particulars	Period ended 31.12.2019	Year ended 31.12.2018
Fees based Income	1.80	2.20
Prepayment Premium	9.99	139.28
Fee for Implementation of Govt. Schemes	17.17	80.81
<b>Total - Fees and Commission Income</b>	<b>28.96</b>	<b>222.29</b>

30 Sale of services

Particulars	Period ended 31.12.2019	Year ended 31.12.2018
Consultancy Engineering Services	122.06	85.36
Execution of IT Implementation projects	4.06	0.85
Income from REC - UE Village Project	6.06	-
Documentation fees	-	0.32
<b>Total</b>	<b>132.18</b>	<b>86.53</b>

31 Other Income

(₹ in Crores)

Particulars	Period ended 31.12.2019	Year ended 31.12.2018
- Provision/ Liabilities Written Back	-	10.62
- Fees from Training Courses	3.81	3.57
- Miscellaneous Income	9.44	3.94
<b>Total</b>	<b>13.25</b>	<b>18.13</b>



### 32 Finance Costs

Finance Costs have been incurred on financial liabilities measured at amortised cost.

Particulars	Period ended 31.12.2019	Year ended 31.12.2018
(i) Interest on Debt Securities		
- Domestic Debt Securities	10,290.86	9,757.88
- Foreign Currency Debt Securities	515.77	294.45
- Commercial Paper	421.17	273.03
Sub-Total (i)	11,227.80	10,325.36
(ii) Interest on Borrowings		
- Loans from Govt. of India	408.47	20.12
- Loans from Banks/ Financial Institutions	1,362.89	294.09
- External Commercial Borrowings	766.29	684.73
Sub-Total (ii)	2,537.65	998.94
(iii) Interest on Subordinated Liabilities		
- Subordinate Bonds	297.21	151.94
Sub-Total (iii)	297.21	151.94
(iv) Other Interest Expense		
- Interest on Income Tax	0.18	-
- Miscellaneous interest expense	0.31	2.44
Sub-Total (iv)	0.49	2.44
Total - Finance Costs	14,063.15	11,478.68
Less: Finance Costs Capitalised	(12.07)	-
Total - Finance Costs (Net)	14,051.08	11,478.68

### 33 Net translation/ transaction exchange loss/ (gain)

Particulars	Period ended 31.12.2019	Year ended 31.12.2018
Net translation/ transaction exchange loss/ (gain)	1,025.15	582.87
Total	1,025.15	582.87

### 34 Fees and commission expense

Particulars	Period ended 31.12.2019	Year ended 31.12.2018
(i) Guarantee Fee	5.63	8.30
(ii) Listing and Trusteeship Fee	1.42	1.64
(iii) Agency Fees	0.88	0.46
(iv) Credit Rating Expenses	2.84	2.75
(v) Other Finance Charges	4.18	8.92
Total (i to iv)	14.95	22.07

### 35 Net Gain/ (loss) on Fair Value Changes

Particulars	Period ended 31.12.2019	Year ended 31.12.2018
(A) Net gain/ (loss) on financial instruments at Fair Value through profit or loss		
(i) On trading Portfolio	-	-
(ii) On financial instruments designated at fair value through profit or loss		
- Changes in fair value of Derivatives	78.44	411.49
- Changes in fair value of FVTPL Investments	-	-
- Changes in fair value of Short-term investment of surplus funds in Mutual Funds	13.68	2.02
Sub-total (ii)	92.12	413.51
Total (A)	92.12	413.51

\*Fair value changes in this schedule are other than those arising on account of accrued interest income/ expense.



36 Impairment on financial instruments

Particulars	Period ended 31.12.2019		Year ended 31.12.2018	
	On financial instruments measured at FVOCI	On financial instruments measured at Amortised Cost	On financial instruments measured at FVOCI	On financial instruments measured at Amortised Cost
(i) - Loans	-	348.93	-	207.93
(ii) - Others	-	14.00	-	14.07
<b>Total (i+ii)</b>	-	<b>362.93</b>	-	<b>222.00</b>

37 Cost of services rendered

Particulars	Period ended 31.12.2019	Year ended 31.12.2018
Project Expenses	48.57	47.14
<b>Total</b>	<b>48.57</b>	<b>47.14</b>

38 Employee Benefits Expense

Particulars	Period ended 31.12.2019	Year ended 31.12.2018
- Salaries and Allowances	111.92	91.36
- Contribution to Provident Fund and Other Funds	11.56	10.49
- Expenses towards Post Employment Benefits	1.84	8.77
- Rent towards Residential Accomodation for Employees	1.10	0.58
- Staff Welfare Expenses	20.84	14.98
<b>Total</b>	<b>147.26</b>	<b>126.18</b>

39 Depreciation and amortization

Particulars	Period ended 31.12.2019	Year ended 31.12.2018
- Depreciation on Property, Plant & Equipment	6.03	4.99
- Amortization on Intangible Assets	2.18	1.02
<b>Total</b>	<b>8.21</b>	<b>6.01</b>

40 Corporate Social Responsibility Expenses

Particulars	Period ended 31.12.2019	Year ended 31.12.2018
- Direct Expenditure	79.25	81.40
- Overheads	3.62	3.51
<b>Total</b>	<b>82.87</b>	<b>84.91</b>



41 Other Expenses

Particulars	Period ended 31.12.2019	Year ended 31.12.2018
- Travelling and Conveyance	11.73	12.77
- Publicity & Promotion Expenses	5.07	85.32
- Repairs and Maintenance	8.97	7.03
- Rent, taxes and energy costs	11.55	13.04
- Insurance Charges	0.11	0.02
- Communication costs	1.66	2.42
- Printing & stationery	2.95	3.09
- Director's sitting fees	0.17	0.16
- Auditors' fees and expenses	0.80	0.81
- Legal & Professional Charges	9.49	6.98
- Donations	-	2.00
- Net Loss on Disposal of Property, Plant & Equipment	0.86	0.56
- Monitoring Expenses	5.93	6.35
- Miscellaneous Expenses	36.91	20.89
<b>Total</b>	<b>96.20</b>	<b>161.44</b>

42 Tax Expense

Particulars	Period ended 31.12.2019	Year ended 31.12.2018
- Current tax expense	1,284.60	1,459.89
- Current tax expense/ (benefit) pertaining to earlier years	64.11	-
<b>Sub-total - Current Tax</b>	<b>1,348.71</b>	<b>1,459.89</b>
- Deferred tax expense/ (credit)	518.76	500.73
<b>Total</b>	<b>1,867.47</b>	<b>1,960.62</b>

43 Earnings per Share

Particulars	Period ended 31.12.2019	Year ended 31.12.2018
<b>Numerator</b>		
Profit for the period from continuing operations as per Statement of Profit and Loss (₹ in Crores)	4,498.28	4,488.72
Profit for the period from continuing and discontinued operations as per Statement of Profit and Loss (₹ in Crores)	4,498.28	4,488.72
<b>Denominator</b>		
Weighted average Number of equity shares	1,974,918,000	1,974,918,000
Basic & Diluted Earnings per Share (in ₹ for an equity share of ₹ 10 each) (for continuing operations)	22.78	22.73
Basic & Diluted Earnings per Share (in ₹ for an equity share of ₹ 10 each) (for continuing and discontinued operations)	22.78	22.73



## INDEPENDENT AUDITORS' REPORT

To,

The Members of REC Limited  
(Formerly Rural Electrification Corporation Limited)

### Report on the Audit of the Consolidated Ind AS Financial Statements

#### Opinion

We have audited the accompanying consolidated Ind AS financial statements of **REC Limited (formerly Rural Electrification Corporation Limited)** (hereinafter referred to as "the Holding Company") and its subsidiaries (Holding Company and its subsidiaries together referred to as "the Group") and jointly controlled entity, which comprise the Consolidated Balance Sheet as at 31st March, 2019, the Consolidated Statement of Profit and Loss (including Other Comprehensive Income), the Consolidated Statement of Changes in Equity and the Consolidated Cash Flow Statement for the year then ended, and notes to the consolidated Ind AS financial statements, including a summary of significant accounting policies (hereinafter referred to as "the Consolidated Ind AS Financial Statements").

In our opinion and to the best of our information and according to the explanations given to us, the aforesaid consolidated Ind AS financial statements give the information required by the Companies Act, 2013, ("the Act") in the manner so required and give a true and fair view in conformity with the accounting principles generally accepted in India, of their consolidated state of affairs of the Group and its jointly controlled entity as at 31st March, 2019, of consolidated profit (including other comprehensive Income), consolidated changes in equity and its consolidated cash flows for the year then ended.

#### Basis for Opinion

We conducted our audit in accordance with the Standards on Auditing (SAs) specified under section 143(10) of the Companies Act, 2013. Our responsibilities under those Standards are further described in the Auditor's Responsibilities for the Audit of the Consolidated Ind AS Financial Statements section of our report. We are independent of the Group in accordance with the Code of Ethics issued by ICAI, and we have fulfilled our other ethical responsibilities in accordance with the provisions of the Act, 2013. We believe that the audit evidence we have obtained is sufficient and appropriate to provide a basis for our opinion.

#### Key Audit Matters

Key audit matters are those matters that, in our professional judgment, were of most significance in our audit of the consolidated Ind AS financial statements of the current period. These matters were addressed in the context of our audit of the consolidated Ind AS financial statements as a whole, and in forming our opinion thereon, and we do not provide a separate opinion on these matters. We have determined the following matters described below to be the key audit matters to be communicated in our report:

Sr No.	Key Audit Matter	Auditor's Response
1.	<p><b>Impairment of Loan Assets – Expected Credit loss</b> (Refer Note no. 53.1.3 to the consolidated Ind AS Financial Statements read with accounting policy No. 3.12)</p> <p>The Company follows a 'three-stage' model for impairment based on changes in credit quality since initial recognition as summarized below:</p> <ul style="list-style-type: none"> <li>• Stage 1 includes loan assets that have not had a significant increase in credit risk since initial recognition or that have low credit risk at the reporting date.</li> <li>• Stage 2 includes loan assets that have had a significant increase in credit risk since initial recognition but that do not have objective evidence of impairment.</li> <li>• Stage 3 includes loan assets that have objective evidence of impairment at the reporting date.</li> </ul> <p>The Expected Credit Loss (ECL) is measured at 12-month ECL for Stage 1 loan assets and lifetime ECL for Stage 2 and Stage 3 loan assets. ECL is the product of the Probability of Default, Exposure at Default and Loss Given Default, defined as follows:</p>	<p><b>Our Audit Procedure:</b></p> <p>We have obtained an understanding of the guidelines as specified in Ind AS 109 "Financial Instruments", various regulatory updates and the Company's internal instructions and procedures in respect of the expected credit loss on and adopted the following audit procedures:</p> <p>Evaluation and testing of the key internal control mechanisms with respect to the loan assets monitoring, assessment of the loan impairment including testing of relevant data quality, and review of the real data entered</p> <p>Verification / review of the documentations, operations / performance and monitoring of the loan asset accounts, on test check basis of the large and stressed loan assets, to ascertain any overdue, unsatisfactory conduct or weakness in any loan asset account.</p> <ul style="list-style-type: none"> <li>• Review of the reports of the internal audit and any other audit / inspection mechanisms to ascertain the loan assets having any adverse indication / comments, and review of the control mechanisms of the Company to ensure the proper classification of such loan assets and expected credit loss thereof.</li> </ul>



Sr No.	Key Audit Matter	Auditor's Response
1.	<p><b>Impairment of Loan Assets – Expected Credit loss (Contd.)</b></p> <p><b>Probability of Default (PD)</b> - The PD represents the likelihood of a borrower defaulting on its financial obligation, either over the next 12 months (12 months PD), or over the remaining lifetime (Lifetime PD) of the obligation.</p> <p><b>Loss Given Default (LGD)</b> – LGD represents the Company's expectation of the extent of loss on a defaulted exposure. LGD varies by type of counterparty, type, and preference of claim and availability of collateral or other credit support.</p> <p>Further, where REC and PFC(Holding company) are in Consortium for Stage III Loan accounts, LGD is taken on the following basis:</p> <ul style="list-style-type: none"> <li>• In cases where either REC or PFC is a lead lender, LGD % calculated by the lead lender is adopted.</li> <li>• In cases where neither REC nor PFC is lead lender, higher of the LGD % worked out by REC and PFC is adopted.</li> </ul> <p><b>Exposure at Default (EAD)</b> – EAD is based on the amount of outstanding exposure as on the assessment date on which ECL is computed including undisbursed amounts in respect of Letters of Comfort.</p> <p><b>Key assumptions used in measurement of ECL</b></p> <ul style="list-style-type: none"> <li>• The Company considers the date of initial recognition as the base date from which significant increase in credit risk is determined.</li> <li>• Cost Overrun and time delay in commissioning is considered for computing credit rating for under construction projects</li> <li>• Turnover Cap and Parent support is considered for assigning final ratings</li> <li>• Since the Company has a right to cancel any sanctioned but undrawn limits to any of its borrowers, EAD is assumed to be outstanding balance as on the reporting date.</li> </ul> <p>The assumptions underlying the expected credit loss are monitored and reviewed on an ongoing basis.</p> <p>In the event of any improper application of assumptions mentioned as above the carrying value of loan assets could be materially misstated either individually or collectively and in view of the significance of the amount of loan assets in the Consolidated Ind AS Financial Statements i.e. 90.62% of total assets, the impairment of loan assets thereon has been considered as Key Audit Matter in our audit.</p>	<p><b>Our Audit Procedure:</b></p>
2.	<p><b>Fair valuation of derivative financial instruments</b></p> <p>(Refer Note no. 8 to the consolidated Ind AS Financial Statements read with accounting policy No. 3.11)</p> <p>REC Limited being NBFC-IFC has primary business of lending funds to power sector. For the same, REC raises the funds through the mix of various instruments such as Institutional Bonds, Capital Gain Exemption Bonds, Term Loans, Commercial Paper, Foreign Currency Term Loans/Bonds, FCNR(B), ODA Loans etc depending upon various maturities based on the annual market borrowing programme approved by Board of Directors of REC.</p>	<p><b>Our Audit Procedure:</b></p> <p>Assessing the design, implementation and operating effectiveness of management's key internal controls over classification, valuation, and valuation models of derivative instruments.</p> <p>Obtained details of various financial derivative contracts as outstanding/ pending for settlement as on March 31, 2019 from management.</p>



Sr No.	Key Audit Matter	Auditor's Response
2.	<p><b>Fair valuation of derivative financial instruments (Contd.)</b></p> <p>Further, in respect of foreign currency borrowings, REC is exposed to foreign exchange risk and interest rate risk arising from foreign currency transactions, primarily with respect to the US Dollar, EURO and JPY.</p> <p>To mitigate the Company's exposure to foreign currency risk and interest rate risk, non-INR cash flows are monitored and derivative contracts are entered into in accordance with the Company's board approved risk management policies and RBI guidelines.</p> <p>The derivatives are accounted for on fair value (mark to market) in the books of account as prescribed by Ind AS.</p> <p>We identified assessing the fair value of derivatives as a key audit matter because of the degree of complexity involved in valuing certain derivative instruments</p>	<p><b>Our Audit Procedure:</b></p> <p>We involved our team to review the management's underlying assumptions in estimating the fair valuation arrived at for those financial derivative contracts and the possible outcome of the underlying contracts accruing any profit or loss to the company. Our team also considered general market practices and other underlying assumptions in arriving at such fair valuation of the financial derivative contracts as outstanding/ pending for settlement as on March 31, 2019.</p> <p>We also obtained counterparty confirmation (which in this case were mostly banks with whom such financial derivative contracts have been entered into and independently compared the valuation so arrived at by the contracting banks.</p> <p>Additionally, we considered the effect of such fair valuation (marked to market) being charged to the Statement of Profit and Loss of the company in the near future.</p> <p>Assessing whether the financial statement disclosures appropriately reflect the Company's exposure to derivatives valuation risks with reference to the requirements of the prevailing accounting standards and Reserve Bank of India Guidelines.</p>

#### Information Other than the Consolidated Ind AS Financial Statements and Auditor's Report thereon

The Company's Board of Directors is responsible for the other information. The other information comprises the information included in Board's Report and annexures to Board Report but does not include the Consolidated Ind AS financial statements and our auditor's report thereon. The Board's Report and annexures to Board's Report is expected to be made available to us after the date of this auditor's report.

Our opinion on the consolidated Ind AS financial statements does not cover the other information and we will not express any form of assurance conclusion thereon.

In connection with our audit of the consolidated Ind AS financial statements, our responsibility is to read the other information identified above when it becomes available and, in doing so, consider whether the other information is materially inconsistent with the consolidated Ind AS financial statements or our knowledge obtained in the audit or otherwise appears to be materially misstated.

When we read the Board's Report and annexures to the Board's Report, if we conclude that there is a material misstatement therein, we are required to communicate the matter to those charged with governance.

#### Responsibilities of Management and Those Charged with Governance for the Consolidated Ind AS Financial Statements

The Holding Company's Board of Directors is responsible for the preparation and presentation of these consolidated Ind AS financial statements in term of the requirements of the Companies Act, 2013 that give a true and fair view of the consolidated financial position, consolidated financial performance (including other comprehensive income), consolidated changes in equity and consolidated cash flows of the Group including its Jointly controlled entity in accordance with the accounting principles generally accepted in India, including the Accounting Standards specified under Section 133 of the Act read with the Companies (Indian Accounting Standards) Rules, 2015, as amended, ("Ind AS") and other accounting principles generally accepted in India. The respective Board of Directors of the companies included in the Group and of Jointly controlled entity are responsible for maintenance of adequate accounting records in accordance with the provisions of the Act for safeguarding the assets of the Group & its jointly controlled entity and for preventing and detecting frauds and other irregularities; selection and application of appropriate accounting policies; making judgments and estimates that are reasonable and prudent; and the design, implementation and maintenance of adequate internal financial controls, that were operating effectively for ensuring the accuracy and completeness of the accounting records, relevant to the preparation and presentation of the Ind AS financial statements that give a true and fair view and are free from material misstatement, whether due to fraud or error, which have been used for the purpose of preparation of the Consolidated Ind AS Financial Statements by the Directors of the Holding Company, as aforesaid.

In preparing the consolidated Ind AS financial statements, the respective Board of Directors of the companies included in the Group and its jointly controlled entity are responsible for assessing the ability of the Group and jointly controlled entity to continue as a going concern, disclosing, as applicable, matters related to going concern and using the going concern basis of accounting unless management either intends to liquidate the Group or to cease operations, or has no realistic alternative but to do so.

The respective Board of Directors of the companies included in the Group and its jointly controlled entity are responsible for overseeing the financial reporting process of the Group and its jointly controlled entity.

## Auditor's Responsibilities for the Audit of the Consolidated Ind AS Financial Statements

Our objectives are to obtain reasonable assurance about whether the consolidated Ind AS financial statements as a whole are free from material misstatement, whether due to fraud or error, and to issue an auditor's report that includes our opinion. Reasonable assurance is a high level of assurance, but is not a guarantee that an audit conducted in accordance with SAs will always detect a material misstatement when it exists. Misstatements can arise from fraud or error and are considered material if, individually or in the aggregate, they could reasonably be expected to influence the economic decisions of users taken on the basis of these consolidated Ind AS financial statements.

As part of an audit in accordance with SAs, we exercise professional judgment and maintain professional skepticism throughout the audit. We also:

- Identify and assess the risks of material misstatement of the consolidated Ind AS financial statements, whether due to fraud or error, design and perform audit procedures responsive to those risks, and obtain audit evidence that is sufficient and appropriate to provide a basis for our opinion. The risk of not detecting a material misstatement resulting from fraud is higher than for one resulting from error, as fraud may involve collusion, forgery, intentional omissions, misrepresentations, or the override of internal control.
- Obtain an understanding of internal control relevant to the audit in order to design audit procedures that are appropriate in the circumstances. Under section 143(3)(i) of the Act, we are also responsible for expressing our opinion on whether the Company has adequate internal financial controls system in place and the operating effectiveness of such controls.
- Evaluate the appropriateness of accounting policies used and the reasonableness of accounting estimates and related disclosures made by management.
- Conclude on the appropriateness of management's use of the going concern basis of accounting and, based on the audit evidence obtained, whether a material uncertainty exists related to events or conditions that may cast significant doubt on the ability of the Group and its jointly controlled entity to continue as a going concern. If we conclude that a material uncertainty exists, we are required to draw attention in our auditor's report to the related disclosures in the consolidated Ind AS financial statements or, if such disclosures are inadequate, to modify our opinion. Our conclusions are based on the audit evidence obtained up to the date of our auditor's report. However, future events or conditions may cause the Group and its jointly controlled entity to cease to continue as a going concern.
- Evaluate the overall presentation, structure and content of the consolidated Ind AS financial statements, including the disclosures, and whether the consolidated Ind AS financial statements represent the underlying transactions and events in a manner that achieves fair presentation.
- Obtain sufficient appropriate audit evidence regarding the financial information of the entities or business activities within the Group and its jointly controlled entity to express an opinion on the consolidated Ind AS financial statements. We are responsible for the direction, supervision and performance of the audit of the financial statements of such entities included in the consolidated Ind AS financial statements of which we are the independent auditors. For the other entities included in the consolidated Ind AS financial statements, which have been audited by other auditors, such other auditors remain responsible for the direction, supervision and performance of the audits carried out by them. We remain solely responsible for our audit opinion.

We communicate with those charged with governance of the Holding Company and such other entities included in the consolidated Ind AS financial statements of which we are the independent auditors regarding, among other matters, the planned scope and timing of the audit and significant audit findings, including any significant deficiencies in internal control that we identify during our audit.

We also provide those charged with governance with a statement that we have complied with relevant ethical requirements regarding independence, and to communicate with them all relationships and other matters that may reasonably be thought to bear on our independence, and where applicable, related safeguards.

From the matters communicated with those charged with governance, we determine those matters that were of most significance in the audit of the consolidated Ind AS financial statements of the current period and are therefore the key audit matters. We describe these matters in our auditor's report unless law or regulation precludes public disclosure about the matter or when, in extremely rare circumstances, we determine that a matter should not be communicated in our report because the adverse consequences of doing so would reasonably be expected to outweigh the public interest benefits of such communication.

### Other Matters

- (a) We did not audit the financial statements of two subsidiaries and whose financial statements reflect total assets of ₹ 841.33 Crores (₹ 826.98 Crores as at 31 March 2018 and ₹ 371.90 crores as at 1 April 2017) as at 31 March 2019, total revenues of ₹ 200.22 Crores (Previous year ₹ 260.06 Crores) and net cash flows amounting to ₹ 2.62 Crores (Previous year ₹ 33.87 Crores) for the year ended on that date, as considered in the Consolidated Ind AS Financial Statements. The Consolidated Ind AS Financial Statements also include the subsidiary's share of net profit after tax of ₹ 50.94 crores (Previous Year ₹ 69.86 crores) and total comprehensive income of ₹ 50.94 crores (Previous Year ₹ 69.86 crores) as considered in the Consolidated Ind AS Financial Statements. These financial statements have been audited by other auditors whose reports have been

furnished to us by the Management and our opinion on the consolidated Ind AS financial statements, in so far as it relates to the amounts and disclosures included in respect of these subsidiaries, and our report in terms of sub-sections (3) and (11) of Section 143 of the Act, in so far as it relates to the aforesaid subsidiaries, is based solely on the reports of the other auditors.

- (b) The Consolidated Ind AS Financial Statements also include the jointly controlled entity's share of net profit after tax of ₹ 9.95 crores (Previous Year ₹ 10.67 crores) and total comprehensive income of ₹ 9.90 crores (previous years ₹ 12.10 crores) using equity method for the year ended 31 March 2019 as considered in the Consolidated Ind AS Financial Statements. This financial information have been furnished to us by the Management and our opinion on the consolidated Ind AS financial statements, in so far as it relates to the amounts and disclosures included in respect of the jointly controlled entity, and our report in terms of sub-sections (3) and sub section (11) of Section 143 of the Act in so far as it relates to the aforesaid jointly controlled entity, is based solely on such financial information. In our opinion and according to the information and explanations given to us by the Management, the jointly controlled entity's share of net profit and total comprehensive income and disclosures included in respect of this joint venture in these consolidated Ind AS financial statements is not material to the Group.

Our opinion on the consolidated Ind AS financial statements, and our report on Other Legal and Regulatory Requirements below, is not modified in respect of the above matters with respect to our reliance on the work done and the reports of the other auditors and the financial statements/financial information certified by the Management.

#### **Report on Other Legal and Regulatory Requirements**

As required by section 143(3) of the Act, we report, to the extent applicable, that:

- (a) We have sought and obtained all the information and explanations which to the best of our knowledge and belief were necessary for the purposes of our audit of the aforesaid Consolidated Ind AS Financial Statements.
- (b) In our opinion, proper books of account as required by law relating to preparation of the aforesaid Consolidated Ind AS Financial Statements have been kept so far as it appears from our examination of those books and the reports of the other auditors.
- (c) The Consolidated Balance Sheet, the Consolidated Statement of Profit and Loss, Consolidated Changes in Equity and the Consolidated Cash Flow Statement dealt with by this Report are in agreement with the relevant books of account maintained for the purpose of preparation of the Consolidated Ind AS Financial Statements.
- (d) In our opinion, the aforesaid Consolidated Ind AS Financial Statements comply with the Accounting Standards specified under Section 133 of the Act.
- (e) Vide Notification No. G.S.R. 463(E) dated 5th June, 2015 issued by Ministry of Corporate Affairs, Government Companies have been exempted from applicability of the provisions of Section 164(2) of the Companies Act, 2013.
- (f) with respect to the adequacy of the internal financial controls over financial reporting of the Group and Jointly controlled entity and the operating effectiveness of such controls, refer to our separate report in "Annexure-A"; and
- (g) With respect to the other matters to be included in the Auditor's Report in accordance with Rule 11 of the Companies (Audit and Auditors) Rules, 2014, in our opinion and to the best of our information and according to the explanations given to us and based on the consideration of report of the other auditors on separate Ind AS financial statements as also the other financial information of the subsidiaries and joint venture:
- i) The Consolidated Ind AS Financial Statements disclose the impact of pending litigations on the consolidated financial position of the Group and its jointly controlled entity- Refer Note 48.1 to the Consolidated Ind AS Financial Statements;
  - ii) The Group and its jointly controlled entity do not have any material foreseeable losses on long term contracts including derivative contracts.
  - iii) There has been no delay in transferring amounts, required to be transferred, to the Investor Education and Protection Fund by the Holding Company and its subsidiary companies and its jointly controlled entity incorporated in India.

**For G.S. Mathur & Co.**  
Chartered Accountants  
Firm Regn No. 008744N

**S.C. Choudhary**  
Partner  
M. No. 082023

**For A.R. & Co.**  
Chartered Accountants  
Firm Regn. No. 002744C

**Priyanshu Jain**  
Partner  
M. No. 530262

Place : New Delhi  
Date : 24 May 2019

## **ANNEXURE-A TO THE INDEPENDENT AUDITORS' REPORT OF EVEN DATE ON THE CONSOLIDATED IND AS FINANCIAL STATEMENTS OF REC LIMITED (FORMERLY RURAL ELECTRIFICATION CORPORATION LIMITED)**

### **Report on the Internal Financial Controls under Clause (i) of Sub-section 3 of Section 143 of the Companies Act, 2013 ("the Act")**

In conjunction with our audit of the consolidated Ind AS financial statements of the Company as of and for the year ended 31 March 2019, we have audited the internal financial controls over financial reporting of REC Limited (Formerly Rural Electrification Corporation Limited) (hereinafter referred to as "the Holding Company") and its subsidiary companies and jointly controlled entity, which are companies incorporated in India, as of that date.

#### **Management's Responsibility for Internal Financial Controls**

The respective Board of Directors of the Holding Company, its subsidiary companies and its jointly controlled entity, which are companies incorporated in India, are responsible for establishing and maintaining internal financial controls based on the internal control over financial reporting criteria established by the Group and its jointly controlled entity considering the essential components of internal control stated in the "Guidance Note on Audit of Internal Financial Controls Over Financial Reporting issued by the Institute of Chartered Accountants of India (ICAI)". These responsibilities include the design, implementation and maintenance of adequate internal financial controls that were operating effectively for ensuring the orderly and efficient conduct of its business, including adherence to the respective Company's policies, the safeguarding of its assets, the prevention and detection of frauds and errors, the accuracy and completeness of the accounting records, and the timely preparation of reliable financial information, as required under the Act.

#### **Auditors' Responsibility**

Our responsibility is to express an opinion on the Company's internal financial controls over financial reporting based on our audit. We conducted our audit in accordance with the Guidance Note on Audit of Internal Financial Controls Over Financial Reporting (the "Guidance Note") issued by the ICAI and the Standards on Auditing, issued by ICAI and deemed to be prescribed under section 143(10) of the Act, to the extent applicable to an audit of internal financial controls, both issued by the Institute of Chartered Accountants of India. Those Standards and the Guidance Note require that we comply with ethical requirements and plan and perform the audit to obtain reasonable assurance about whether adequate internal financial controls over financial reporting was established and maintained and if such controls operated effectively in all material respects.

Our audit involves performing procedures to obtain audit evidence about the adequacy of the internal financial controls system over financial reporting and their operating effectiveness. Our audit of internal financial controls over financial reporting included obtaining an understanding of internal financial controls over financial reporting, assessing the risk that a material weakness exists, and testing and evaluating the design and operating effectiveness of internal control based on the assessed risk. The procedures selected depend on the auditor's judgment, including the assessment of the risks of material misstatement of the financial statements, whether due to fraud or error.

We believe that the audit evidence we have obtained and the audit evidence obtained by the other auditors of the subsidiaries, incorporated in India, in terms of their reports referred to in the Other Matters paragraph below, is sufficient and appropriate to provide a basis for our audit opinion on the Company's internal financial controls system with reference to consolidated Ind AS financial statements.

#### **Meaning of Internal Financial Controls over Financial Reporting**

A Group's internal financial control over financial reporting is a process designed to provide reasonable assurance regarding the reliability of financial reporting and the preparation of financial statements for external purposes in accordance with generally accepted accounting principles. A Group's internal financial control over financial reporting includes those policies and procedures that:

- (1) pertain to the maintenance of records that, in reasonable detail, accurately and fairly reflect the transactions and dispositions of the assets of the Group;
- (2) provide reasonable assurance that transactions are recorded as necessary to permit preparation of financial statements in accordance with generally accepted accounting principles, and that receipts and expenditures of the Company are being made only in accordance with authorizations of management and directors of the Group; and

- (3) provide reasonable assurance regarding prevention or timely detection of unauthorized acquisition, use, or disposition of the Group's assets that could have a material effect on the financial statements.

### **Inherent Limitations of Internal Financial Controls over Financial Reporting**

Because of the inherent limitations of internal financial controls over financial reporting, including the possibility of collusion or improper management override of controls, material misstatements due to error or fraud may occur and not be detected. Also, projections of any evaluation of the internal financial controls over financial reporting to future periods are subject to the risk that the internal financial control over financial reporting may become inadequate because of changes in conditions, or that the degree of compliance with the policies or procedures may deteriorate.

### **Opinion**

In our opinion, the holding company, its subsidiaries and jointly controlled entity, which are companies incorporated in India, have, in all material aspects, an adequate internal financial controls system except (i) strengthening of procedures for monitoring of utilization of funds disbursed to the borrowers, (ii) rotation of duties amongst some of the staff as per HR Policy to be implemented, (iii) improvement in the system of allocation of common expenses by subsidiaries to its associates (SPV's) , (iv) procedure to obtain periodical balance confirmation and timely obtaining Internal Audit Report and compliances thereon by subsidiaries, over financial reporting and such internal financial controls over financial reporting were operating effectively as of 31 March 2019, based on the internal control over financial reporting criteria established by the Group considering the essential components of internal control stated in the Guidance Note on Audit of Internal Financial Controls over Financial Reporting issued by the Institute of Chartered Accountants of India.

We have considered the areas of improvement identified which needs further strengthening as reported above in determining the nature, timing, and extent of audit tests applied in our audit of the 31st March 2019 Consolidated Ind AS financial statements of the Group and its jointly controlled entity. However, these areas of improvement do not affect our opinion on the operating effectiveness of the Internal Financial Control over financial reporting of the Group and its jointly controlled entity.

### **Other Matters**

Our aforesaid reports under Section 143(3) (i) of the Act on the adequacy and operating effectiveness of the internal financial controls over financial reporting insofar as it relates to two subsidiary companies, which are companies incorporated in India, is based on the corresponding reports of the auditors of such companies incorporated in India.

Our aforesaid reports under Section 143(3) (i) of the Act on the adequacy and operating effectiveness of the internal financial controls over financial reporting insofar as it relates to one jointly controlled entity, which is a company incorporated in India, whose financial information is unaudited and our opinion on the adequacy and operating effectiveness of the internal financial controls with reference to consolidated Ind AS financial statements of the Group is not affected as the Group's share of net profit (including Other Comprehensive Income) and disclosures included in respect of this jointly controlled entity in these consolidated Ind AS financial statements are not material to the Group.

Further, we have considered the disclosure reported above in determining the nature, timing and extent of audit tests applied in our report of the financial statements of the Group, and the above disclosure does not affect our opinion on the operating effectiveness of the Internal Financial Control over financial reporting of the Group.

**For G.S. Mathur & Co.**  
Chartered Accountants  
Firm Regn No. 008744N

**For A.R. & Co.**  
Chartered Accountants  
Firm Regn. No. 002744C

**S.C. Choudhary**  
Partner  
M. No. 082023

**Priyanshu Jain**  
Partner  
M. No. 530262

Place : New Delhi  
Date : 24 May 2019

## **COMMENTS OF THE COMPTROLLER AND AUDITOR GENERAL OF INDIA UNDER SECTION 143(6)(b) READ WITH SECTION 129(4) OF THE COMPANIES ACT, 2013 ON THE CONSOLIDATED FINANCIAL STATEMENTS OF REC LIMITED FOR THE YEAR ENDED 31 MARCH 2019**

The preparation of Consolidated Financial Statements of REC Limited for the year ended 31 March 2019 in accordance with the financial reporting framework prescribed under the Companies Act, 2013 (Act) is the responsibility of the Management of the company. The Statutory Auditors appointed by the Comptroller and Auditor General of India under Section 139(5) read with Section 129(4) of the Act are responsible for expressing opinion on the financial statements under Section 143 read with Section 129(4) of the Act, based on independent audit in accordance with the Standards on Auditing prescribed under Section 143(10) of the Act. This is stated to have been done by them vide their Audit Report dated 24 May 2019.

I, on behalf of the Comptroller and Auditor General of India, have conducted a supplementary audit of the Consolidated Financial Statements of REC Limited for the year ended 31 March 2019, under Section 143(6)(a) read with Section 129(4) of the Act. We conducted a supplementary audit of the financial statements of REC Limited, but did not conduct supplementary audit of the financial statements of REC Transmission Projects Company Limited, REC Power Distribution Company Limited and Energy Efficiency Services Limited for the year ended on that date. This supplementary audit has been carried out independently without access to the working papers of the Statutory Auditors and is limited primarily to inquiries of the Statutory Auditors and Company personnel and a selective examination of some of the accounting records.

On the basis of my supplementary audit nothing significant has come to my knowledge which would give rise to any comment upon or supplement to Statutory Auditors' report under Section 143(6)(b) of the Act.

**For and on the behalf of the  
Comptroller & Auditor General of India**

**(Raj Kumar)**

**Principal Director of Commercial Audit &  
Ex-officio Member, Audit Board-III, New Delhi**

**Place : New Delhi  
Date : 16 July 2019**



## CONSOLIDATED BALANCE SHEET AS AT 31<sup>ST</sup> MARCH 2019

				(₹ in Crores)	
S. No.	Particulars	Note No.	As at 31.03.2019	As at 31.03.2018	As at 01.04.2017
<b>ASSETS</b>					
<b>(1)</b>	<b>Financial Assets</b>				
(a)	Cash and cash equivalents	5	381.99	248.43	4,468.51
(b)	Other Bank Balances	6	1,733.08	1,946.84	72.98
(c)	Trade receivables	7	137.72	133.76	131.33
(d)	Derivative financial instruments	8	1,802.58	690.38	628.07
(e)	Loans	9	270,450.92	228,878.25	193,934.52
(f)	Investments	10	2,283.13	2,775.15	2,829.08
(g)	Other financial assets	11	18,363.99	4,281.53	62.65
	<b>Total - Financial Assets (1)</b>		<b>295,153.41</b>	<b>238,954.34</b>	<b>202,127.14</b>
<b>(2)</b>	<b>Non-Financial Assets</b>				
(a)	Inventories	12	-	-	0.04
(b)	Current tax assets (net)	13	293.17	32.22	48.43
(c)	Deferred tax assets (net)	14	2,305.93	2,842.43	2,134.12
(d)	Investment Property	15	0.01	0.01	0.01
(e)	Property, Plant & Equipment	16	156.63	126.59	124.23
(f)	Capital Work-in-Progress	16	196.94	127.23	61.41
(g)	Intangible Assets Under Development	16	1.59	1.46	1.46
(h)	Other Intangible Assets	16	8.55	5.16	0.45
(i)	Other non-financial assets	17	148.41	100.01	72.56
(j)	Investments accounted for using equity method	10	179.63	172.63	176.07
	<b>Total - Non-Financial Assets (2)</b>		<b>3,290.86</b>	<b>3,407.74</b>	<b>2,618.78</b>
<b>(3)</b>	<b>Assets classified as held for sale</b>	18	9.56	7.68	3.08
	<b>Total ASSETS (1+2+3)</b>		<b>298,453.83</b>	<b>242,369.76</b>	<b>204,749.00</b>
<b>LIABILITIES AND EQUITY</b>					
<b>LIABILITIES</b>					
<b>(1)</b>	<b>Financial Liabilities</b>				
(a)	Derivative financial instruments	8	159.40	317.75	354.46
(b)	Trade Payables	19			
	(i) total outstanding dues of MSMEs		2.65	1.83	0.30
	(ii) total outstanding dues of creditors other than MSMEs		64.64	61.31	42.89
(c)	Debt Securities	20	192,767.51	179,067.85	148,650.96
(d)	Borrowings (other than debt securities)	21	46,662.54	22,631.42	21,700.17
(e)	Subordinated Liabilities	22	4,818.76	2,667.36	2,667.21
(f)	Other financial liabilities	23	19,227.07	4,703.05	260.08
	<b>Total - Financial Liabilities (1)</b>		<b>263,702.57</b>	<b>209,450.57</b>	<b>173,676.07</b>
<b>(2)</b>	<b>Non-Financial Liabilities</b>				
(a)	Current tax liabilities (net)	24	-	0.51	0.55
(b)	Provisions	25	100.24	220.74	214.27
(c)	Other non-financial liabilities	26	104.60	110.33	48.68
	<b>Total - Non-Financial Liabilities (2)</b>		<b>204.84</b>	<b>331.58</b>	<b>263.50</b>
<b>(3)</b>	<b>Liabilities directly associated with assets classified as held for sale</b>	18	0.08	-	-
<b>(4)</b>	<b>EQUITY</b>				
(a)	Equity Share Capital	27	1,974.92	1,974.92	1,974.92
(b)	Other equity	28	32,571.42	30,612.69	28,834.51
	<b>Total - Equity (4)</b>		<b>34,546.34</b>	<b>32,587.61</b>	<b>30,809.43</b>
	<b>Total - LIABILITIES AND EQUITY (1+2+3+4)</b>		<b>298,453.83</b>	<b>242,369.76</b>	<b>204,749.00</b>

Accompanying Notes to Financial Statements 1 to 70

For and on behalf of the Board

**J.S. Amitabh**  
GM & Company Secretary

**Sanjeev Kumar Gupta**  
Director (Technical)  
DIN - 03464342

**Ajeet Kumar Agarwal**  
CMD and Director (Finance)  
DIN - 02231613

In terms of our Audit Report of even date

**For G.S. Mathur & Co.**  
Chartered Accountants  
Firm Reg. No.: 008744N

**For A.R. & Co.**  
Chartered Accountants  
Firm Reg. No.: 002744C

Place: New Delhi  
Date: 24th May 2019

**S.C. Choudhary**  
Partner  
M.No. : 082023

**Priyanshu Jain**  
Partner  
M.No. : 530262

## CONSOLIDATED STATEMENT OF PROFIT AND LOSS FOR THE YEAR ENDED 31<sup>ST</sup> MARCH 2019

(₹ in Crores)

S. No.	Particulars	Note No.	Year ended 31.03.2019	Year ended 31.03.2018
	<b>Revenue from Operations</b>			
(i)	Interest Income	29	24,983.62	22,098.31
(ii)	Dividend Income	30	20.38	26.85
(iii)	Fees and Commission Income	31	225.09	299.39
(iv)	Sale of services	32	169.93	227.05
<b>I.</b>	<b>Total Revenue from Operations (i to iv)</b>		<b>25,399.02</b>	<b>22,651.60</b>
<b>II.</b>	<b>Other Income</b>	33	<b>32.31</b>	<b>14.79</b>
<b>III.</b>	<b>Total Income (I+II)</b>		<b>25,431.33</b>	<b>22,666.39</b>
	<b>Expenses</b>			
(i)	Finance Costs	34	15,639.20	13,332.94
(ii)	Net translation/ transaction exchange loss	35	521.19	19.37
(iii)	Fees and commission Expense	36	34.38	24.58
(iv)	Net loss on fair value changes	37	348.52	573.37
(v)	Impairment on financial instruments	38	243.49	2,300.53
(vi)	Cost of services rendered	39	85.15	119.80
(vii)	Cost of material consumed	40	-	7.95
(viii)	Changes in inventories of finished goods and work-in-progress	41	-	0.04
(ix)	Employee Benefits Expenses	42	177.37	184.04
(x)	Depreciation and amortization	43	8.29	6.93
(xi)	Corporate Social Responsibility Expenses	44	104.49	50.94
(xii)	Other Expenses	45	188.76	99.05
<b>IV.</b>	<b>Total Expenses (i to xii)</b>		<b>17,350.84</b>	<b>16,719.54</b>
<b>V.</b>	<b>Share of Profit/Loss of Joint Venture accounted for using equity method</b>	64	<b>9.95</b>	<b>10.67</b>
<b>VI.</b>	<b>Profit before Tax (III-IV+V)</b>		<b>8,090.44</b>	<b>5,957.52</b>
<b>VII.</b>	<b>Tax Expense</b>	46		
(i)	Current tax		1,813.23	2,215.43
(ii)	Deferred Tax		535.83	(708.43)
	Total Tax Expense (i+ii)		2,349.06	1,507.00
<b>VIII.</b>	<b>Profit for the year</b>		<b>5,741.38</b>	<b>4,450.52</b>
<b>IX.</b>	<b>Other comprehensive Income/(Loss)</b>			
(i)	<b>Items that will not be reclassified to profit or loss</b>			
(a)	Re-measurement gains/(losses) on defined benefit plans		(19.37)	(6.34)
(b)	Changes in Fair Value of FVOCI Equity Instruments		(47.26)	8.48
(c)	Share of Other Comprehensive Income/ (loss) of Joint Venture accounted for using equity method	64	(0.05)	(0.03)
(d)	Income tax relating to these items			
	- Re-measurement gains/(losses) on defined benefit plans		6.77	2.20
	- Changes in Fair Value of FVOCI Equity Instruments		(0.68)	(0.10)
	- Share of Other Comprehensive Income/ (loss) of Joint Venture accounted for using equity method		-	-
	Sub-Total (i)		<b>(60.59)</b>	<b>4.21</b>
(ii)	<b>Items that will be reclassified to profit or loss</b>			
(a)	Share of Other Comprehensive Income/ (loss) of Joint Venture accounted for using equity method	64	-	1.46
	Sub-Total (ii)		-	1.46
	<b>Other comprehensive Income/(Loss) for the period (i+ii)</b>		<b>(60.59)</b>	<b>5.67</b>
<b>X.</b>	<b>Total comprehensive Income for the period (VIII+IX)</b>		<b>5,680.79</b>	<b>4,456.19</b>
<b>XI.</b>	<b>Basic &amp; Diluted Earnings per Equity Share of ₹ 10 each (in ₹)</b>	47		
(1)	For continuing operations		29.07	22.54
(2)	For continuing and discontinued operations		29.07	22.54

Accompanying Notes to Financial Statements 1 to 70

For and on behalf of the Board

**J.S. Amitabh**  
GM & Company Secretary

**Sanjeev Kumar Gupta**  
Director (Technical)  
DIN - 03464342

**Ajeet Kumar Agarwal**  
CMD and Director (Finance)  
DIN - 02231613

In terms of our Audit Report of even date

**For G.S. Mathur & Co.**  
Chartered Accountants  
Firm Reg. No.: 008744N

**For A.R. & Co.**  
Chartered Accountants  
Firm Reg. No.: 002744C

**S.C. Choudhary**  
Partner  
M.No. : 082023

**Priyanshu Jain**  
Partner  
M.No. : 530262

Place: New Delhi  
Date: 24th May 2019



# CONSOLIDATED STATEMENT OF CHANGES IN EQUITY FOR THE YEAR ENDED 31<sup>ST</sup> MARCH 2019

(₹ in Crores)

A Equity share capital	FY 2018-19	FY 2017-18
Particulars	1,974.92	1,974.92
Opening Balance	-	-
Changes in equity share capital during the year	1,974.92	-
Closing Balance	1,974.92	1,974.92

B Other Equity	Reserves & Surplus										Other Comprehensive Income		Total
	Special Reserve created u/s 36(1) (viii) of the Income Tax Act, 1961	Reserve for Bad and doubtful debts u/s 36(1)(vii) of the Income Tax Act, 1961	Reserve Fund u/s 45-IC of Reserve Bank of India Act, 1934	Debt Redemption Reserve	Securities Premium Account	Foreign Currency Monetary Item Translation Difference Account	General Reserve	Retained Earnings	Share of Other Comprehensive Income/ (loss) of Joint Venture accounted for using equity method	Equity Instruments through Other Comprehensive Income	Total		
Balance as at 1st April 2017	12,230.70	2,425.30	-	924.95	2,236.54	203.78	4,730.54	5,900.84	-	181.86	28,834.51		
Profit for the period	-	-	-	-	-	-	4,450.52	-	-	-	4,450.52		
Re-measurement loss on defined benefit plans	-	-	-	-	-	-	(4.14)	-	-	-	(4.14)		
Other Comprehensive Income for the period	-	-	-	-	-	-	(0.03)	8.38	1.46	8.38	9.81		
<b>Total Comprehensive Income</b>	-	-	-	-	-	-	4,446.35	1,46	1,46	8.38	4,456.19		
Transfer to/ (from) Retained Earnings	1,582.49	335.80	-	196.59	-	-	500.00	(2,614.88)	-	-	-		
Dividends	-	-	-	-	-	-	(1,984.79)	-	-	-	(1,984.79)		
Dividend Distribution Tax	-	-	-	-	-	-	(403.15)	-	-	-	(403.15)		
Foreign Currency Translation Loss on long term monetary items during the period	-	-	-	-	-	-	-	-	-	-	(311.74)		
Amortisation during the period	-	-	-	-	-	21.67	-	-	-	-	21.67		
<b>Balance as at 31st March 2018</b>	<b>13,813.19</b>	<b>2,761.10</b>	<b>-</b>	<b>1,121.54</b>	<b>2,236.54</b>	<b>(86.29)</b>	<b>5,230.54</b>	<b>5,344.37</b>	<b>1.46</b>	<b>190.24</b>	<b>30,612.69</b>		
Profit for the period	-	-	-	-	-	-	5,741.38	-	-	-	5,741.38		
Re-measurement loss on defined benefit plans	-	-	-	-	-	-	(12.60)	-	-	-	(12.60)		
Other Comprehensive Income for the period	-	-	-	-	-	-	(0.05)	-	-	-	(47.99)		
<b>Total Comprehensive Income</b>	-	-	-	-	-	-	5,728.73	-	-	-	5,680.79		
Transfer to/ (from) Retained Earnings	1,323.59	273.62	1,153.00	196.59	-	-	-	(2,946.80)	-	-	-		
Dividends	-	-	-	-	-	-	-	-	-	-	-		
Dividend Distribution Tax	-	-	-	-	-	-	-	-	-	-	-		
Reclassification of gain/ loss on sale of FVOCI equity instrument	-	-	-	-	-	-	-	-	-	-	-		
Foreign Currency Translation Loss on long term monetary items during the period	-	-	-	-	-	-	-	-	-	-	-		
Amortisation during the period	-	-	-	-	-	726.35	-	-	-	-	726.35		
<b>Balance as at 31st March 2019</b>	<b>15,136.78</b>	<b>3,034.72</b>	<b>1,153.00</b>	<b>1,318.13</b>	<b>2,236.54</b>	<b>(764.82)</b>	<b>5,230.54</b>	<b>5,088.19</b>	<b>1.46</b>	<b>136.88</b>	<b>32,571.42</b>		

Accompanying Notes to Financial Statements 1 to 70

In terms of our Report of even date

**For G.S. Mathur & Co.**  
Chartered Accountants  
Firm Reg. No.: 008744N

For and on behalf of the Board

**S.C. Choudhary**  
Partner  
M.No.: 082023

**J.S. Amitabh**  
GM & Company Secretary

**Sanjeev Kumar Gupta**  
Director (Technical)  
DIN - 03464342

**Ajeet Kumar Agarwal**  
CMD & Director (Finance)  
DIN - 02231613

Place: New Delhi  
Date: 24th May 2019

## CONSOLIDATED STATEMENT OF CASH FLOWS FOR THE YEAR ENDED 31ST MARCH 2019

(₹ in Crores)

PARTICULARS	YEAR ENDED 31.03.2019	YEAR ENDED 31.03.2018
<b>A. Cash Flow from Operating Activities :</b>		
Net Profit before Tax	8,090.44	5,957.52
<b>Adjustments for:</b>		
1. Loss on derecognition of Property, Plant and Equipment (net)	0.86	0.56
2. Depreciation & Amortization	8.29	6.93
3. Impairment losses on financial assets	243.49	2,300.53
4. Adjustments towards Effective Interest Rate in respect of Loans	1.33	(37.70)
5. Adjustments towards Effective Interest Rate in respect of Borrowings	(788.28)	84.16
6. Fair Value Changes in Derivatives	351.52	586.76
7. Interest on Commercial Paper	402.84	135.60
8. Interest on Other borrowings	0.01	-
9. Interest Accrued on Zero Coupon Bonds	97.02	89.54
10. Loss/ (Gain) on Exchange Rate fluctuation	558.51	(53.61)
11. Dividend Income	(20.38)	(26.85)
12. Interest Income on Investments	(205.88)	(223.40)
13. Provision made for Interest on Advance Income Tax	3.70	5.68
14. Liabilities no longer required written back	(0.46)	(0.71)
15. Share of Profit/Loss of Joint Venture accounted for using equity method	(9.95)	(10.67)
<b>Operating profit before Changes in Operating Assets &amp; Liabilities</b>	<b>8,733.06</b>	<b>8,814.34</b>
<b>Inflow / (Outflow) on account of :</b>		
1. Loan Assets	(41,760.36)	(37,474.64)
2. Derivatives	(1,622.07)	(685.78)
3. Other Operating Assets	(13,856.90)	(5,643.79)
4. Operating Liabilities	14,711.38	4,680.09
<b>Cash flow from Operations</b>	<b>(33,794.89)</b>	<b>(30,309.78)</b>
1. Income Tax Paid (including TDS)	(2,070.91)	(2,202.60)
2. Income Tax refund	0.00	2.57
<b>Net Cash Flow from Operating Activities</b>	<b>(35,865.80)</b>	<b>(32,509.81)</b>
<b>B. Cash Flow from Investing Activities</b>		
1. Sale of Property, Plant & Equipment	0.10	0.15
2. Investment in Property, Plant & Equipment (incl. CWIP & Capital Advances)	(85.88)	(74.56)
3. Investment in Intangible Assets (including intangible assets under development)	(5.04)	(5.35)
4. Finance Costs Capitalised	(11.37)	(6.32)

## CONSOLIDATED STATEMENT OF CASH FLOWS FOR THE YEAR ENDED 31ST MARCH 2019

(₹ in Crores)

PARTICULARS	YEAR ENDED 31.03.2019		YEAR ENDED 31.03.2018	
5. Investment in Equity Shares/ Venture Capital Funds	24.39		(2.08)	
6. Sale/(Investment) in Equity Shares/ Venture Capital Funds	(0.40)		0.10	
7. Investment in Debt Securities (incl. interest income)	399.45		95.58	
8. Interest Income from long term investments	156.79		221.21	
9. Investment in Term deposits Deposits (incl. interest)	(106.64)		(208.62)	
10. Maturity/(Investment) of Corporate and Term deposits	64.99		(1.08)	
11. Dividend Income	20.38		26.85	
<b>Net Cash Flow from Investing Activities</b>		<b>456.77</b>		<b>45.88</b>
<b>C. Cash Flow from Financing Activities</b>				
1. Issue of Rupee Debt Securities (Net of redemptions)	4,220.72		19,558.55	
2. Issue of Commercial Paper (net of repayments)	4,143.04		3,014.84	
3. Raising of Rupee Term Loans/ WCDL from Govt./ Banks/ FIs (net of repayments)	24,350.00		(350.00)	
4. Raising of Foreign Currency Debt Securities and Borrowings (net of redemptions)	3,718.78		8,395.48	
5. Raising of Subordinated Liabilities (net of redemptions)	2,151.20		-	
6. Payment of Dividend on Equity Shares	(2,515.63)		(1,971.87)	
7. Payment of Corporate Dividend Tax	(525.52)		(403.15)	
<b>Net Cash flow from Financing Activities</b>		<b>35,542.59</b>		<b>28,243.85</b>
<b>Net Increase/Decrease in Cash &amp; Cash Equivalents</b>		<b>133.56</b>		<b>(4,220.08)</b>
Cash & Cash Equivalents as at the beginning of the period		248.43		4,468.51
Cash & Cash Equivalents as at the end of the period		381.99		248.43

Components of Cash & Cash Equivalents as at end of the year are:

(₹ in Crores)

PARTICULARS	AS AT 31.03.2019		AS AT 31.03.2018	
- Cash in Hand (including postage & imprest)		0.01		0.01
- Balances with Banks		343.60		186.92
- Short-term Deposits with Scheduled Banks		38.38		61.50
<b>Total Cash &amp; Cash Equivalents</b>		<b>381.99</b>		<b>248.43</b>
		-		-

## CONSOLIDATED STATEMENT OF CASH FLOWS FOR THE YEAR ENDED 31ST MARCH 2019

### Reconciliation of liabilities arising from financing activities

(₹ in Crores)

Particulars	Opening Balance	Cash Flows during the year (net)	Movements in Interest Accrued *	Non-cash Changes		Closing Balance
				Exchange Differences	EIR Adjustments	
<b>FY 2018-19</b>						
Rupee Debt Securities	168,444.86	4,220.72	124.83	-	108.71	172,899.12
Commercial Paper	3,150.44	4,143.04	-	-	402.84	7,696.32
Rupee Term Loans/ WCDL	414.82	24,350.00	119.43	-	-	24,884.25
Foreign Currency Debt Securities & other Borrowings	29,689.04	3,718.78	104.02	1,220.89	(782.48)	33,950.25
Subordinated Liabilities	2,667.36	2,151.20	1.58	-	(1.38)	4,818.76
<b>Total</b>	<b>204,366.52</b>	<b>38,583.74</b>	<b>349.86</b>	<b>1,220.89</b>	<b>(272.31)</b>	<b>244,248.70</b>
<b>FY 2017-18</b>						
Rupee Debt Securities	148,650.96	19,558.55	148.58	-	86.77	168,444.86
Commercial Paper	-	3,014.84	-	-	135.60	3,150.44
Rupee Term Loans/ WCDL	776.66	-350.00	-11.84	-	-	414.82
Foreign Currency Debt Securities & Bonds	20,923.38	8,395.48	46.98	235.32	87.88	29,689.04
Subordinated Liabilities	2,667.21	-	-	-	0.15	2,667.36
<b>Total</b>	<b>173,018.21</b>	<b>30,618.87</b>	<b>183.72</b>	<b>235.32</b>	<b>310.40</b>	<b>204,366.52</b>

\* Movement in Interest Accrued has been considered in 'Operating Liabilities' as Cash Flow from Operating Activities.

Note: Previous period figures have been rearranged and regrouped wherever necessary.

In terms of our Report of even date

**For G.S. Mathur & Co.**  
Chartered Accountants  
Firm Reg. No.: 008744N

**For A.R. & Co.**  
Chartered Accountants  
Firm Reg. No.: 002744C

For and on behalf of the Board

**S.C. Choudhary**  
Partner  
M.No. : 082023

**Priyanshu Jain**  
Partner  
M.No. : 530262

**J.S. Amitabh**  
GM & Company Secretary

**Sanjeev Kumar Gupta**  
Director (Technical)  
DIN - 03464342

**Ajeet Kumar Agarwal**  
CMD & Director (Finance)  
DIN - 02231613

Place: New Delhi  
Date: 24th May 2019

## CONSOLIDATED NOTES TO ACCOUNTS

### 1. Company Overview

REC Limited (“REC” or the “Company”) was incorporated in the year 1969. The Company is domiciled in India and is limited by shares, having its registered office and principal place of business at Core-4, SCOPE Complex, 7, Lodhi Road, New Delhi-110003, India. The Company has 23 State offices spread across the country, mainly in the State Capitals and one training center at Hyderabad.

The Company is a Government Company engaged in extending financial assistance across the power sector value chain and is a Systemically Important (Non-Deposit Accepting or Holding) Non-Banking Finance Company (NBFC) registered with Reserve Bank of India (RBI) as an Infrastructure Finance Company (IFC).

REC is a leading public Infrastructure Finance Company in India and the principal products of REC are interest-bearing loans to State Electricity Boards, State Power utilities/State Power Departments and Private sector for all segments of Power infrastructure.

The Registrar of Companies, NCT of Delhi & Haryana has issued Fresh Certificate of Incorporation dated 13th October 2018, consequent upon change in the name of the Company from ‘Rural Electrification Corporation Limited’ to ‘REC Limited’. Further, the Company has also received requisite approvals/No Objection Certificate for the said change in name from Ministry of Power, Reserve Bank of India & Stock Exchanges.

Power Finance Corporation Ltd. (PFC) has acquired 103,93,99,343 equity shares of the Company, representing 52.63% of the share capital, from the President of India. Consequently, PFC has become the holding Company of REC.

The shares of the Company are listed on National Stock Exchange of India Limited and BSE Limited.

The Company together with its subsidiaries is hereinafter referred to as ‘the Group’.

### 2. Statement of Compliance and Basis of Preparation

The Group has adopted Indian Accounting Standards (referred to as “Ind AS”) notified under the Companies (Indian Accounting Standards) Rules, 2015 (as amended) with effect from 01.04.2018. These Consolidated Financial Statements comply with Ind AS notified under the Companies (Indian Accounting Standards) Rules, 2015 (as amended), applicable provisions of the Companies Act, 2013 and other applicable regulatory norms/ guidelines. These are the Group’s first Ind AS Consolidated financial statements and the date of transition is 01.04.2017.

The Group has prepared its Consolidated Financial Statements up to the year ended 31.03.2018, in accordance with the requirements of previous Generally Accepted Accounting Principles (previous GAAP), which included Accounting Standards (AS) specified under Section 133 of the Companies Act, 2013 read with rules made thereunder and applicable RBI directions. The Group followed the provisions of Ind AS 101- ‘First Time adoption of Indian Accounting Standards’ in preparing its opening Ind AS Consolidated Balance Sheet as of the date of transition and adjustments were made to restate the opening balances as per Ind AS. The impact of transition has been accounted for in the opening reserves as at 01.04.2017. The comparative figures have been presented in accordance with the same accounting principles that are used in preparation of the Company’s first Ind AS Consolidated financial statements.

The mandatory exceptions and optional exemptions availed by the Group on First-time adoption have been detailed in Note 63. Along with this, the reconciliation of total equity under previous GAAP and under Ind-AS as at 1st April 2017 & 31st March 2018 and of the Profit after tax as per Previous GAAP and Total Comprehensive Income under Ind AS for the year ended 31st March 2018 has also been presented in the same note.

The Consolidated Financial Statements for the year ended 31st March 2019 were authorized and approved for issue by the Board of Directors on 24th May 2019.

These Consolidated Financial Statements have been prepared on going concern basis following accrual system of accounting and are in accordance with the Indian Accounting Standards (referred to as “Ind AS”) notified under the Companies (Indian Accounting Standards) Rules, 2015 (as amended), applicable provisions of the Companies Act, 2013 and other applicable regulatory norms/ guidelines.

## CONSOLIDATED NOTES TO ACCOUNTS

### 2.1 Standards issued but not yet effective

#### **Ind AS 116 - Leases:**

On 30.03.2019, Ministry of Corporate Affairs (MCA) has notified Ind AS 116, Leases. Ind AS 116 will replace Ind AS 17 and related interpretations. The standard sets out the principles for the recognition, measurement, presentation and disclosure of leases. Ind AS 116 introduces a single lessee accounting model and requires a lessee to recognize assets and liabilities for all leases with a term of more than 12 months, unless the underlying asset is of low value. The Standard also contains enhanced disclosure requirements for lessees.

#### **Ind AS 12 - Appendix C, Uncertainty over Income Tax Treatments:**

On 30.03.2019, MCA has notified Ind AS 12 Appendix C, Uncertainty over Income Tax Treatments which is to be applied while performing the determination of taxable profit (or loss), tax bases, unused tax losses, unused tax credits and tax rates, when there is uncertainty over income tax treatments under Ind AS 12. According to the appendix, companies need to determine the probability of the relevant tax authority accepting each tax treatment, or group of tax treatments, that the companies have used or plan to use in their income tax filing which has to be considered to compute the most likely amount or the expected value of the tax treatment when determining taxable profit (tax loss), tax bases, unused tax losses, unused tax credits and tax rates.

#### **Amendment to Ind AS 12 – Income taxes**

On 30.03.2019, MCA issued amendments to the guidance in Ind AS 12, 'Income Taxes', in connection with accounting for dividend distribution taxes. The amendment clarifies that an entity shall recognise the income tax consequences of dividends in profit or loss, other comprehensive income or equity according to where the entity originally recognised those past transactions or events.

#### **Amendment to Ind AS 19 – Plan amendment, curtailment or settlement**

On 30.03.2019, Ministry of Corporate Affairs issued amendments to Ind AS 19, 'Employee Benefits', in connection with accounting for plan amendments, curtailments and settlements requiring an entity to use updated assumptions to determine current service cost and net interest for the remainder of the period after a plan amendment, curtailment or settlement; and to recognise in profit or loss as part of past service cost, or a gain or loss on settlement, any reduction in a surplus, even if that surplus was not previously recognised because of the impact of the asset ceiling.

The effective date for application of these amendments is annual period beginning on or after 01.04.2019. The Group is currently evaluating the effect of these amendments on the Consolidated Financial Statements.

### 3. Significant Accounting Policies

The significant accounting policies applied in preparation of the Consolidated Financial Statements are as given below:

#### 3.1 Basis of consolidation

##### **Subsidiary**

Subsidiary is the entity controlled by the Group. The Group controls an entity when it is exposed to, or has rights to, variable returns from its involvement with the entity and has the ability to affect those returns through its power over the entity. The financial statements of subsidiary are included in the consolidated financial statements from the date on which control commences until the date on which control ceases. The Group combines the financial statements of the holding company and its subsidiary line by line adding together like items of assets, liabilities, equity, income and expenses.

##### **Equity accounted investees**

The Group's interests in equity accounted investees comprise of the interests in associates and joint venture.

An associate is an entity, including an unincorporated entity, over which the Company has significant influence and that is neither a subsidiary nor an interest in a joint venture. Interests in associates are accounted for using the equity method. They are initially recognised at cost, which includes transaction costs. Subsequent to initial recognition, the consolidated financial statements include the Group's share of Profit and Loss and Other Comprehensive Income (OCI) of equity-accounted investees until the date on which significant influence ceases. However, in case where it is considered that the investment/ interest in associates is held for sale, the interest in associates is accounted for under Ind AS 105.

## CONSOLIDATED NOTES TO ACCOUNTS

A joint venture is an arrangement in which the Group has joint control and has rights to the net assets of the arrangement, rather than rights to its assets and obligations for its liabilities.

Interests in joint venture are accounted for using the equity method. They are initially recognised at cost which includes transaction costs. Subsequent to initial recognition, the consolidated financial statements include the Group's share of Profit and Loss and Other Comprehensive Income (OCI) of equity-accounted investees until the date on which significant influence or joint control ceases.

### **Transactions eliminated on consolidation**

Intra-group balances and transactions, and any unrealised income and expenses arising from intra-group transactions, are eliminated. Unrealised gains arising from transactions with equity accounted investees are eliminated against the investment to the extent of the Group's interest in the investee. Unrealised losses are eliminated in the same way as unrealised gains, but only to the extent that there is no evidence of impairment.

### **3.2 Basis of Preparation and Measurement**

The Consolidated Financial Statements have been prepared on historical cost basis except for certain financial assets and financial liabilities which are measured at fair values as explained in relevant accounting policies. These policies have been applied consistently for all the periods presented in the Consolidated Financial Statements.

### **Functional and presentation currency**

The Consolidated Financial Statements are presented in Indian Rupee ('INR') which is also the functional currency of the Group.

### **3.3 Income recognition**

#### **Interest income**

Interest income is recognized on time proportion basis taking into account the amount outstanding and rate applicable.

For all financial assets measured at amortized cost, interest income is recorded using the effective interest rate (EIR), i.e. the rate that exactly discounts estimated future cash receipts through the expected life of the financial asset to the net carrying amount of the financial assets.

Interest on financial assets subsequently measured at fair value through profit and loss is recognized on an accrual basis in accordance with the terms of the respective contract.

Rebate on account of timely payment of interest by borrowers is recognized on receipt of entire interest amount due in time, in accordance with the terms of the respective contract and is netted against the corresponding interest income.

#### **Income from Government schemes**

Income of agency fee on Government schemes is recognized on accrual basis based on the services rendered.

#### **Dividend income**

Income from dividend on shares of corporate bodies and units of mutual funds is taken into account on accrual basis when REC's right to receive payment is established.

Provided that in case of final dividend, the right to receive payment shall be considered as established only upon approval of the dividend by the shareholders in the Annual General Meeting.

#### **Other services**

Fees/ charges on loan assets, other than those considered an adjustment to EIR, are accounted for on accrual basis. Pre-payment premium is accounted for by the Group in the year of receipt.

#### **Revenue from sale of services**

Revenue is recognised to the extent that it is probable that the economic benefits will flow to the Group and the revenue can be reliably measured. Revenues are measured at the fair value of the consideration received or receivable, net of discounts and other indirect taxes.



## CONSOLIDATED NOTES TO ACCOUNTS

In Cost Plus Contracts - Revenue is recognised by including eligible contractual items of expenditures plus proportionate margin as per contract;

In Fixed Price Contracts – Revenue is recognised on the basis of stage of completion of the contract. The Group has assessed that the stage of completion determined as the proportion of the total time expected to complete the performance obligation that has lapsed at the end of the reporting period is an appropriate measure of progress towards complete satisfaction of these performance obligations under Ind AS 115.

Estimates of revenues, costs or extent of progress toward completion are revised if circumstances change. Any resulting increases or decreases in estimated revenues or costs are reflected in profit or loss in the period in which the circumstances that give rise to the revision become known by management.

Professional charges to be charged from the selected bidders/developers for transmission projects put on tariff based bidding is accounted for in the year in which it is reasonably certain that the ultimate collection of the professional charges will be made.

Sale proceeds of Request for Proposal (RFP) documents is credited to the respective SPV and sale proceeds of Request for Qualification (RFQ) documents is retained by the Group and accounted as income of the Group.

### 3.4 Borrowing costs

Borrowing costs consist of interest and other costs that the Group incurred in connection with the borrowing of funds. Borrowing costs that are directly attributable to the acquisition and/ or construction of a qualifying asset, till the time such a qualifying asset becomes ready for its intended use sale, are capitalized. A qualifying asset is one that necessarily takes a substantial period to get ready for its intended use.

All other borrowing costs are charged to the Statement of Profit and Loss on an accrual basis as per the effective interest rate method.

### 3.5 Earnings per share

Basic earnings per share is calculated by dividing the net profit or loss for the period attributable to equity shareholders (after deducting attributable taxes) by the weighted average number of equity shares outstanding during the period.

To calculate diluted earnings per share, the net profit or loss for the period attributable to equity shareholders and the weighted average number of shares outstanding during the period are adjusted for the effects of all dilutive potential equity shares.

### 3.6 Foreign Currency Translation

#### Foreign currency transactions and balances

Foreign currency transactions are translated into the functional currency of the Group using the exchange rates prevailing on the date of the transaction.

Foreign exchange gains and losses resulting from the settlement of such transactions and the re-measurement of monetary items denominated in foreign currency at period-end exchange rates are recognized in the Statement of Profit or Loss. However, for the long-term monetary items recognized in the Consolidated Financial Statements before 1 April 2018, such gains and losses are accumulated in a "Foreign Currency Monetary Item Translation Difference Account" and amortized over the balance period of such long term monetary item, by recognition as income or expense in each of such periods.

Non-monetary items are not retranslated at period-end and are measured at historical cost (translated using the exchange rates at the transaction date).

### 3.7 Intangible assets

#### Recognition and initial measurement

Intangible assets mainly comprise of computer software which is initially measured at cost. Such assets are recognized where it is probable that the future economic benefits attributable to the assets will flow to the Group.



## CONSOLIDATED NOTES TO ACCOUNTS

### **Subsequent measurement (amortization method, useful lives and residual value)**

All intangible assets with finite useful life are amortized on a straight line basis over the estimated useful lives, and a possible impairment is assessed if there is an indication that the intangible asset may be impaired. Residual values and useful lives for all intangible assets are reviewed at each reporting date. Changes, if any, are accounted for as changes in accounting estimates. Management estimates the useful life of intangible assets to be five years.

### **Intangible Assets under Development**

Expenditure incurred which are eligible for capitalization under intangible assets is carried as 'Intangible assets under development' till they are ready for their intended use.

### **Derecognition of Intangible Assets**

An intangible asset is derecognized on disposal, or when no future economic benefits are expected from use or disposal. Gains or losses arising from derecognition of an intangible asset, measured as the difference between the net disposal proceeds and the carrying amount of the asset are recognized in the Statement of Profit and Loss when the asset is derecognized.

## **3.8 Property, Plant and Equipment (PPE)**

### **Recognition and initial measurement**

#### **Land**

Land held for use is initially recognized at cost. For land, as no finite useful life can be determined, related carrying amounts are not depreciated. Land also includes land held under finance lease, which is depreciated over the lease term.

#### **Other Tangible assets**

PPE other than land is initially recognized at acquisition cost or construction cost, including any costs directly attributable to bringing the assets to the location and condition necessary for it to be capable of operating in the manner intended by the Group's management.

Subsequent costs are included in the asset's carrying amount or recognized as a separate asset, as appropriate, only when it is probable that future economic benefits associated with the item will flow to the Group beyond one year. Maintenance or servicing costs of PPE are recognized in the Statement of Profit and Loss as incurred.

#### *Subsequent measurement (depreciation method, useful lives, residual value, and impairment)*

PPE are subsequently measured at cost less accumulated depreciation and impairment losses. Depreciation on PPE is provided on the straight-line method over the useful life of the assets as prescribed under Part 'C' of Schedule II of the Companies Act, 2013.

Depreciation on assets purchased/sold during the year is charged for the full month if the asset is in use for more than 15 days, instead of charging the same on pro-rata basis from the date of purchase/sale. Depreciation on assets purchased during the year up to Rs. 5,000/- is provided @ 100%.

*Leasehold land is amortized over the lease period.*

The residual values, useful lives, and method of depreciation are reviewed at the end of each financial year. PPE other than land is tested for impairment whenever events or changes in circumstances indicate that the carrying amount may not be recoverable.

#### **De-recognition**

An item of PPE and any significant part initially recognized is derecognized upon disposal or when no future economic benefits are expected from its use or disposal. Any gain or loss arising on de-recognition of an item of PPE is determined as the difference between the net disposal proceeds and the carrying amount of the asset and is recognized in the Statement of Profit and Loss.

#### **Capital Work-in-Progress**

The cost of PPE under construction at the reporting date is disclosed as 'Capital work-in-progress.' The cost comprises purchase price, borrowing cost if capitalization criteria are met and directly attributable cost of bringing the asset to its working

## CONSOLIDATED NOTES TO ACCOUNTS

condition for the intended use. Any trade discount and rebates are deducted in arriving at the purchase price. Advances paid for the acquisition/ construction of PPE which are outstanding at the balance sheet date are classified under 'Capital Advances.'

### 3.9 Leases

#### Company as a lessee

At the inception of each lease, the lease arrangement is classified as either a finance lease or an operating lease, based on the substance of the lease arrangement.

#### Finance leases

Assets leased by the Group in its capacity as lessee where substantially all the risks and rewards of ownership vest in the Group are classified as finance leases. A finance lease is recognized as an asset and a liability at the commencement of the lease, at the lower of the fair value of the asset and the present value of the minimum lease payments.

Minimum lease payments made under finance leases are apportioned between finance charges and reduction of the lease liability. The Finance expense is allocated to each period during the lease term to produce a constant periodic rate of interest on the remaining balance of the liability.

A leased asset is depreciated over the useful life of the asset. However, if there is no reasonable certainty that the Group will obtain ownership by the end of the lease term, the asset is depreciated over the shorter of the estimated useful life of the asset and the lease term.

#### Operating Leases

Leases in which the lessor does not transfer substantially all the risks and rewards of ownership of an asset to the lessee are classified as operating leases. Lease rentals are charged to statement of profit and loss on straight-line basis except where a scheduled increase in rent compensates the lessor for expected inflationary costs.

### 3.10 Investment property

Investment properties are the assets which have undetermined future use. Investment properties are measured initially at cost, including transaction costs. Subsequent to initial recognition, the investment properties are stated at cost less accumulated depreciation. The cost comprises purchase price, borrowing cost if capitalization criteria are met and directly attributable cost of bringing the asset to its working condition for the intended use. Any trade discount and rebates are deducted in arriving at the purchase price.

Subsequent costs are included in the asset's carrying amount or recognized as a separate asset, as appropriate, only when it is probable that future economic benefits associated with the item will flow to the Group beyond one year. All other repair and maintenance costs are recognized in the Statement of Profit and Loss as incurred.

Subsequent measurement (depreciation and useful lives)

The Group only has land as an investment property, which is not depreciated.

#### De-recognition

An investment property is derecognized upon disposal or when the investment property is permanently withdrawn from use and no future economic benefits are expected from the disposal. Any gain or loss arising on derecognition of the property (calculated as the difference between the net disposal proceeds and the carrying amount of the asset) is included in profit or loss in the period in which the property is derecognized.

### 3.11 Financial Instruments

A Financial instrument is any contract that gives rise to a financial asset of one entity and a financial liability or equity instrument of another entity.

#### Initial recognition and measurement

Financial assets and financial liabilities are recognized when the Group becomes a party to the contractual provisions of the financial instrument and are measured initially at fair value adjusted by transactions costs, except for those carried at

## CONSOLIDATED NOTES TO ACCOUNTS

fair value through profit or loss which are measured initially at fair value. Subsequent measurement of financial assets and financial liabilities is described below.

### **Classification and subsequent measurement of financial assets**

For the purpose of subsequent measurement, financial assets are classified into the following categories upon initial recognition:

- Amortized cost
- Financial assets at fair value through profit or loss (FVTPL)
- Financial assets at fair value through other comprehensive income (FVOCI)

All financial assets except for those at FVTPL or equity instruments at FVOCI are subject to review for impairment at least at each reporting date to identify whether there is any objective evidence that a financial asset or a group of financial assets is impaired. Different criteria to determine impairment are applied to each category of financial assets, which are described below.

### **Amortized cost**

A financial asset is measured at amortized cost using Effective Interest Rate (EIR) if both of the following conditions are met:

- a) the financial asset is held within a business model whose objective is to hold financial assets to collect contractual cash flows; and
- b) the contractual terms of the financial asset give rise on specified dates to cash flows that are solely payments of principal and interest on the principal amount outstanding.

A loss allowance for expected credit losses is recognized on financial assets carried at amortized cost.

### **Modification of cash flows**

When the contractual cash flows of a financial asset are renegotiated or otherwise modified, and the renegotiation or modification does not result in derecognition of that financial asset, the Group recalculates the gross carrying amount of the financial asset and recognizes a modification gain or loss in profit or loss. The gross carrying amount of the financial asset shall be recalculated as the present value of the renegotiated or modified contractual cash flows that are discounted at the financial asset's original effective interest rate. Any costs or fees incurred adjust the carrying amount of the modified financial asset and are amortized over the remaining term of the modified financial asset.

### **Financial assets at FVTPL**

Financial assets at FVTPL include financial assets that either do not meet the criteria for amortized cost classification or are equity instruments held for trading or that meet certain conditions and are designated at FVTPL upon initial recognition. All derivative financial instruments also fall into this category, except for those designated and effective as hedging instruments, for which the hedge accounting requirements may apply. Assets in this category are measured at fair value with gains or losses recognized in profit or loss. The fair values of financial assets in this category are determined by reference to active market transactions or using a valuation technique where no active market exists.

### **Financial assets at FVOCI**

FVOCI financial assets comprise of equity instruments measured at fair value. An equity investment classified as FVOCI is initially measured at fair value plus transaction costs. Gains and losses are recognized in other comprehensive income and reported within the FVOCI reserve within equity, except for dividend income, which is recognized in profit or loss. There is no recycling of such gains and losses from OCI to Statement of Profit & Loss, even on the derecognition of the investment. However, the Group may transfer the same within equity.

### **De-recognition of financial assets**

#### **De-recognition of financial assets due to a substantial modification of terms and conditions**

The Group derecognizes a financial asset, such as a loan to a customer, when the terms and conditions have been renegotiated to the extent that, substantially, it becomes a new loan, with the difference recognized as a derecognition gain or loss, to the extent that an impairment loss has not already been recorded.

## CONSOLIDATED NOTES TO ACCOUNTS

### De-recognition of financial assets other than due to substantial modification

Financial assets (or where applicable, a part of financial asset or part of a group of similar financial assets) are derecognized (i.e. removed from the Group's balance sheet) when the contractual rights to receive the cash flows from the financial asset have expired, or when the financial asset and substantially all the risks and rewards are transferred. The Group also derecognizes the financial asset if it has both transferred the financial asset and the transfer qualifies for derecognition.

### Classification and subsequent measurement of financial liabilities

Financial liabilities are measured subsequently at amortized cost using the effective interest method, except for financial liabilities held for trading or designated at FVTPL, that are carried subsequently at fair value with gains or losses recognized in profit or loss.

### Derecognition of financial liabilities

A financial liability is derecognized when the obligation under the liability is discharged or canceled or expires. When an existing financial liability is replaced by another from the same lender on substantially different terms or the terms of an existing liability are substantially modified, such an exchange or modification is treated as the derecognition of the original liability and the recognition of a new liability. The difference in the respective carrying amounts is recognized in the statement of profit or loss.

### Derivative financial instruments and hedge accounting

The derivative financial instruments are accounted for at FVTPL. The Group does not apply hedge accounting.

## 3.12 Impairment of financial assets

### Loan assets

The Group follows a 'three-stage' model for impairment based on changes in credit quality since initial recognition as summarised below:

- Stage 1 includes loan assets that have not had a significant increase in credit risk since initial recognition or that have low credit risk at the reporting date.
- Stage 2 includes loan assets that have had a significant increase in credit risk since initial recognition but that do not have objective evidence of impairment.
- Stage 3 includes loan assets that have objective evidence of impairment at the reporting date.

The Expected Credit Loss (ECL) is measured at 12-month ECL for Stage 1 loan assets and lifetime ECL for Stage 2 and Stage 3 loan assets. ECL is the product of the Probability of Default, Exposure at Default and Loss Given Default, defined as follows:

**Probability of Default (PD)** - The PD represents the likelihood of a borrower defaulting on its financial obligation, either over the next 12 months (12 months PD), or over the remaining lifetime (Lifetime PD) of the obligation.

**Loss Given Default (LGD)** – LGD represents the Company's expectation of the extent of loss on a defaulted exposure. LGD varies by type of counterparty, type, and preference of claim and availability of collateral or other credit support.

**Exposure at Default (EAD)** – EAD is based on the amount of outstanding exposure as on the assessment date on which ECL is computed including undisbursed amounts in respect of Letters of Comfort.

Forward-looking economic information is included in determining the 12-month and lifetime PD, EAD and LGD. The assumptions underlying the expected credit loss are monitored and reviewed on an ongoing basis.

### Financial assets other than Loans

In respect of its other financial assets, the Group assesses if the credit risk on those financial assets has increased significantly since initial recognition. If the credit risk has not increased significantly since initial recognition, the Group measures the loss allowance at an amount equal to 12-month expected credit losses, else at an amount equal to the lifetime expected credit losses.

## CONSOLIDATED NOTES TO ACCOUNTS

To make that assessment, the Group compares the risk of a default occurring on the financial asset as at the balance sheet date with the risk of a default occurring on the financial asset as at the date of initial recognition. The Group also considers reasonable and supportable information, that is available without undue cost or effort, that is indicative of significant increases in credit risk since initial recognition. The Group assumes that the credit risk on a financial asset has not increased significantly since initial recognition if the financial asset is determined to have low credit risk at the balance sheet date.

### Write-offs

Financial assets are written off either partially or in their entirety only when the Group has stopped pursuing the recovery.

### 3.13 Assets/ Disposal Groups held for sale

Assets are classified as held for sale if their carrying amount will have recovered principally through sale transaction rather than through continuing use and a sale is considered highly probable. They are measured at lower of their carrying amount or fair value less cost to sell, except for assets such as deferred tax, assets arising from employee benefit, financials assets and contractual rights under insurance contracts, which are specifically exempted from this requirement.

Non-current assets are not depreciated or amortised while they are classified as held for sale. Non-current assets held for sale are presented separately from other assets in the balance sheet.

Where the Group is committed to a sale plan involving loss of control of an entity, it classifies investment in the entity (i.e. all the assets and liabilities of that entity) as held for sale.

### 3.14 Cash and cash equivalents

Cash and cash equivalents comprise cash on hand and demand deposits, together with other short-term, highly liquid investments (original maturity less than three months) that are readily convertible into known amounts of cash and which are subject to an insignificant risk of changes in value.

### 3.15 Dividend

Proposed dividends and interim dividends payable to the shareholders are recognized as changes in equity in the period in which they are approved by the shareholders' meeting and the Board of Directors respectively.

### 3.16 Material prior period errors

Material prior period errors are corrected retrospectively by restating the comparative amounts for the prior periods presented in which the error occurred. If the error occurred before the earliest period presented, the opening balances of assets, liabilities and equity for the earliest period presented, are restated.

### 3.17 Prepaid Expenses

A prepaid expense up to Rs. 1,00,000/- is recognized as expense upon initial recognition.

### 3.18 Offsetting of financial instruments

Financial assets and financial liabilities are offset and the net amount is reported in the balance sheet if there is a currently enforceable legal right to offset the recognised amounts and there is an intention to settle on a net basis, to realise the assets and settle the liabilities simultaneously.

### 3.19 Taxation

Tax expense recognized in profit or loss comprises the sum of deferred tax and current tax. It is recognized in Statement of Profit and Loss, except when it relates to an item that is recognised in OCI or directly in equity, in which case, the tax is also recognised in OCI or directly in equity.

Current tax is determined as the tax payable in respect of taxable income for the year, using tax rates enacted or substantively enacted and as applicable at the reporting date, and any adjustments to tax payable in respect of previous years.

Deferred tax is recognized on temporary differences between the carrying amounts of assets and liabilities in the Consolidated financial statements and the corresponding tax bases used in the computation of taxable income. Deferred tax liability is created on temporary difference between the carrying amount and tax base of investments in subsidiaries and joint ventures.

## CONSOLIDATED NOTES TO ACCOUNTS

Deferred tax assets and liabilities are calculated, without discounting, at tax rates that are expected to apply to their respective period of realization, provided those rates are enacted or substantively enacted by the end of the reporting period. Deferred tax assets and liabilities are offset if there is a legally enforceable right to offset current tax liabilities and assets, and they relate to income taxes levied by the same tax authority.

Deferred tax liability is recognized for all taxable temporary differences. A deferred tax asset is recognized for all deductible temporary differences to the extent that it is probable that future taxable profits will be available against which the deductible temporary difference can be utilized. Deferred tax assets are reviewed at each reporting date and are reduced to the extent that it is no longer probable that the related tax benefit will be realized.

Changes in deferred tax assets or liabilities are recognized as a component of tax income or expense in profit or loss, except where they relate to items that are recognized in other comprehensive income or directly in equity, in which case the related deferred tax is also recognized in other comprehensive income or equity, respectively.

Dividend Distribution Tax is recognized at the same time when the liability to pay a dividend is recognized.

### 3.20 Employee benefits

#### Short-term employee benefits

Short-term employee benefits including salaries, short term compensated absences (such as a paid annual leave) where the absences are expected to occur within twelve months after the end of the period in which the employees render the related service, profit sharing and bonuses payable within twelve months after the end of the period in which the employees render the related services and non-monetary benefits for current employees are estimated and measured on an undiscounted basis.

**Post-employment benefit plans are classified into defined benefits plans and defined contribution plans as under:**

#### Defined contribution plan

A defined contribution plan is a plan under which the Group pays fixed contributions in respect of the employees into a separate fund. The Group has no legal or constructive obligations to pay further contributions after its payment of the fixed contribution. The contributions made by the Group towards defined contribution plans are charged to the profit or loss in the period to which the contributions relate.

#### Defined benefit plan

The Group has an obligation towards gratuity, Post Retirement Medical Facility (PRMF) and Other Defined Retirement Benefit (ODRB) which are being considered as defined benefit plans covering eligible employees. Under the defined benefit plans, the amount that an employee will receive on retirement is defined by reference to the employee's length of service, final salary, and other defined parameters. The legal obligation for any benefits remains with the Group, even if plan assets for funding the defined benefit plan have been set aside.

The Group's obligation towards defined benefit plans is determined using the projected unit credit method, with actuarial valuations being carried out at the end of each annual reporting period. The liability recognized in the statement of financial position for defined benefit plans is the present value of the Defined Benefit Obligation (DBO) at the reporting date less the fair value of plan assets. Management estimates the DBO annually with the assistance of independent actuaries.

Actuarial gains/losses resulting from re-measurements of the liability/asset are included in Other Comprehensive Income.

#### Other long-term employee benefits:

Liability in respect of compensated absences becoming due or expected to be availed more than one-year after the balance sheet date is estimated on the basis of actuarial valuation performed by an independent actuary using the projected unit credit method.

Actuarial gains and losses arising from past experience and changes in actuarial assumptions are charged to statement of profit and loss in the period in which such gains or losses are determined.



## CONSOLIDATED NOTES TO ACCOUNTS

### Loan to employees at concessional rate

Loans given to employees at concessional rate are initially recognized at fair value and subsequently measured at amortised cost. The difference between the initial fair value of such loans and transaction value is recognised as deferred employee cost, which is amortised on a straight-line basis over the expected remaining period of the Loan. In case of change in expected remaining period of the Loan, the unamortised deferred employee cost on the date of change is amortised over the updated expected remaining period of the loan on a prospective basis.

### 3.21 Provisions, Contingent Liabilities, and Contingent Assets

Provisions are recognized when the Group has a present legal or constructive obligation as a result of a past event; it is probable that an outflow of economic resources will be required from the Group and amounts can be estimated reliably. Timing or amount of the outflow may still be uncertain. Provisions are measured at the estimated expenditure required to settle the present obligation, based on the most reliable evidence available at the reporting date, including the risks and uncertainties associated with the present obligation. Provisions are discounted to their present values, where the time value of money is material.

A contingent liability is disclosed for:

- Possible obligations which will be confirmed only by future events not wholly within the control of the Group or
- Present obligations arising from past events where it is not probable that an outflow of resources will be required to settle the obligation or a reliable estimate of the amount of the obligation cannot be made.

In those cases, where the outflow of economic resources as a result of present obligations is considered improbable or remote, no liability is recognized or disclosure is made.

Any reimbursement that the Group can be virtually certain to collect from a third party concerning the obligation (such as from insurance) is recognized as a separate asset. However, this asset may not exceed the amount of the related provision.

Contingent assets are not recognized. However, when the inflow of economic benefits is probable, the related asset is disclosed.

### 3.22 Fair value measurement

The Group measures financial instruments, such as derivatives at fair value at each reporting date.

Fair value is the price that would be received to sell an asset or paid to transfer a liability in an orderly transaction between market participants at the measurement date. The fair value measurement is based on the presumption that the transaction to sell the asset or transfer the liability takes place either:

- In the principal market for the asset or liability, or
- In the absence of a principal market, in the most advantageous market for the asset or liability

The principal or the most advantageous market must be accessible by the Group.

The fair value of an asset or a liability is measured using the assumptions that market participants would use when pricing the asset or liability, including assumptions about risk, assuming that market participants act in their economic best interest. A fair value measurement of a non-financial asset takes into account a market participant's ability to generate economic benefits by using the asset in its highest and best use or by selling it to another market participant that would use the asset in its highest and best use.

The Group uses valuation techniques that are appropriate in the circumstances and for which sufficient data are available to measure fair value, maximizing the use of relevant observable inputs and minimizing the use of unobservable inputs.

All assets and liabilities for which fair value is measured or disclosed in the Consolidated financial statements are categorized within the fair value hierarchy, described as follows, based on the lowest level input that is significant to the fair value measurement as a whole:

- Level 1 - Quoted (unadjusted) market prices in active markets for identical assets or liabilities
- Level 2 - Valuation techniques for which the lowest level input that is significant to the fair value measurement is directly or indirectly observable
- Level 3 - Valuation techniques for which the lowest level input that is significant to the fair value measurement is unobservable

## CONSOLIDATED NOTES TO ACCOUNTS

For assets and liabilities that are recognized in the Consolidated financial statements regularly, the Group determines whether transfers have occurred between levels in the hierarchy by re-assessing categorization (based on the lowest level input that is significant to the fair value measurement as a whole) at the end of each reporting period.

#### 4. Significant management judgment in applying accounting policies and estimation of uncertainty

The preparation of the Group's Consolidated financial statements requires management to make judgments, estimates, and assumptions that affect the reported amounts of revenues, expenses, assets and liabilities, and the related disclosures. Actual results may differ from these estimates.

##### Significant management judgments

**Recognition of deferred tax assets/ liability** – The extent to which deferred tax assets can be recognized is based on an assessment of the probability of the future taxable income against which the deferred tax assets can be utilized. Further, the Group's Management has no intention to make withdrawal from the Special Reserve created and maintained under section 36(1)(viii) of the Income Tax Act, 1961 and thus, the special reserve created and maintained is not capable of being reversed. Hence, the Group does not create any deferred tax liability on the said reserve.

**Evaluation of indicators for impairment of assets** – The evaluation of the applicability of indicators of impairment of assets requires assessment of several external and internal factors which could result in deterioration of recoverable amount of the assets.

**Investment in SPVs** – Transmission projects are managed as per the mandate from Government of India and the Group does not have the practical ability to direct the relevant activities of these projects unilaterally. The Group therefore considers its investment in respective SPVs as associates having significant influence despite the Company holding 100% of their paid-up equity share capital.

**Non recognition of Interest Income on Credit Impaired Loans** - Interest income on credit-impaired loan assets is not being recognised as a matter of prudence, pending the outcome of resolutions of stressed assets.

##### Significant estimates

**Useful lives of depreciable/amortizable assets** – Management reviews its estimate of the useful lives of depreciable/ amortizable assets at each reporting date, based on the expected utility of the assets. Uncertainties in these estimates relate to technical and economic obsolescence that may change the utility of assets.

**Defined benefit obligation (DBO)** – Management's estimate of the DBO is based on a number of underlying assumptions such as standard rates of inflation, mortality, discount rate and anticipation of future salary increases. Variation in these assumptions may significantly impact the DBO amount and the annual defined benefit expenses.

**Fair value measurements** – Management applies valuation techniques to determine the fair value of financial instruments (where active market quotes are not available). This involves developing estimates and assumptions consistent with how market participants would price the instrument. In estimating the fair value of an asset or a liability, the Group uses market-observable data to the extent it is available. In case of non-availability of market-observable data, Level 2 & Level 3 hierarchy is used for fair valuation.

**Income Taxes** – Significant estimates are involved in determining the provision for income taxes, including amount expected to be paid/recovered for uncertain tax positions and also in respect of expected future profitability to assess deferred tax asset.

**Expected Credit Loss ('ECL')** – The measurement of an expected credit loss allowance for financial assets measured at amortized cost requires the use of complex models and significant assumptions about future economic conditions and credit behavior (e.g., likelihood of customers defaulting and resulting losses). The Group makes significant judgments about the following while assessing expected credit loss to estimate ECL:

- Determining criteria for a significant increase in credit risk;
- Establishing the number and relative weightings of forward-looking scenarios for each type of product/ market and the associated ECL; and
- Establishing groups of similar financial assets to measure ECL.
- Estimating the probability of default and loss given default (estimates of recoverable amounts in case of default)



## CONSOLIDATED NOTES TO ACCOUNTS

### 5 Cash and cash equivalents

(₹ in Crores)

Particulars	As at 31-03-19	As at 31-03-18	As at 01-04-17
- Balances with Banks	343.60	186.92	850.31
- Cash on Hand (including postage & imprest)	0.01	0.01	-
<b>Sub-total</b>	<b>343.61</b>	<b>186.93</b>	<b>850.31</b>
- Term Deposits & Other Cash Equivalents			
- Short-term Deposits with Scheduled Banks	38.38	61.50	2,458.20
- Short term Investment in Debt Mutual Funds	-	-	1,160.00
<b>Sub-total</b>	<b>38.38</b>	<b>61.50</b>	<b>3,618.20</b>
<b>Total (Cash &amp; Cash Equivalents)</b>	<b>381.99</b>	<b>248.43</b>	<b>4,468.51</b>

5.1 There are no repatriation restrictions with respect to Cash and Cash equivalents as at the end of the reporting year and prior years presented.

### 6 Other Bank Balances

(₹ in Crores)

Particulars	As at 31-03-19	As at 31-03-18	As at 01-04-17
- Earmarked Balances with Banks			
- For unpaid dividends	4.15	3.49	2.75
- For grants	988.31	215.27	6.50
- Earmarked Term Deposits			
- For grants	2.15	255.22	23.20
- Deposits in Compliance of Court Order	2.47	2.31	1.98
- Balances with banks not available for use pending allotment of securities	722.04	1,469.23	-
- Other Term deposits	13.96	1.32	38.55
<b>Total (Other Bank Balances)</b>	<b>1,733.08</b>	<b>1,946.84</b>	<b>72.98</b>

- Term Deposits with remaining maturity more than 3 months but less than 12 months	13.10	217.21	36.20
- Term Deposits with original maturity more than 12 months	-	-	2.05
- Term Deposits held against margin money for more than 12 months	0.86	0.31	0.30

### 7 Trade Receivables

(₹ in Crores)

Particulars	As at 31-03-19	As at 31-03-18	As at 01-04-17
(A) Unsecured, Considered good	148.55	145.93	142.47
Less: Allowance for Expected Credit Loss	(12.51)	(12.19)	(12.67)
	136.04	133.74	129.80
(B) Trade receivables which have significant increase in credit risk	3.37	0.04	3.07
Less: Allowance for Expected Credit Loss	(1.69)	(0.02)	(1.54)
	1.68	0.02	1.53
(C) Credit impaired receivables	23.83	23.78	20.71
Less: Allowance for Expected Credit Loss	(23.83)	(23.78)	(20.71)
	-	-	-
<b>Total Trade Receivables (A+B+C)</b>	<b>137.72</b>	<b>133.76</b>	<b>131.33</b>

## CONSOLIDATED NOTES TO ACCOUNTS

The Company has entered into derivative contracts for hedging foreign exchange risks and interest rate risks. Derivative contracts held for risk management purposes can either be accounted under hedge accounting or as economic hedges. However Company has elected not to apply hedge accounting.

Refer Note 53 for Risk Management Disclosures in respect of the derivatives.

### Part I

Particulars	As at 31.03.2019			As at 31.03.2018			As at 01.04.2017		
	Notional Amounts	Fair Value - Assets	Fair Value - Liabilities	Notional Amounts	Fair Value - Assets	Fair Value - Liabilities	Notional Amounts	Fair Value - Assets	Fair Value - Liabilities
<b>(i) Currency Derivatives</b>									
Spot and forwards	518.78	-	10.26	-	-	-	-	-	-
Currency swaps	5,701.69	419.05	0.41	6,584.19	173.50	71.50	13,100.71	202.64	163.19
- Others									
Call Spread	3,839.01	129.43	-	6,049.10	70.76	161.17	6,029.99	168.11	126.05
Seagull Options	14,306.98	1,093.63	18.57	2,821.78	209.35	-	-	-	-
<b>Sub-total (i)</b>	<b>24,366.46</b>	<b>1,642.11</b>	<b>29.24</b>	<b>15,455.07</b>	<b>453.61</b>	<b>232.67</b>	<b>19,130.70</b>	<b>370.75</b>	<b>289.24</b>
<b>(ii) Interest Rate Derivatives</b>									
- Forward Rate Agreements and Interest Rate Swaps	21,436.70	160.47	130.16	27,506.20	236.77	85.08	23,089.85	257.32	65.22
<b>Sub-total (ii)</b>	<b>21,436.70</b>	<b>160.47</b>	<b>130.16</b>	<b>27,506.20</b>	<b>236.77</b>	<b>85.08</b>	<b>23,089.85</b>	<b>257.32</b>	<b>65.22</b>
<b>Total - Derivative Financial Instruments (i + ii)</b>	<b>45,803.16</b>	<b>1,802.58</b>	<b>159.40</b>	<b>42,961.27</b>	<b>690.38</b>	<b>317.75</b>	<b>42,220.55</b>	<b>628.07</b>	<b>354.46</b>

### Part II

Included in Part I are derivatives held for hedging and risk management purposes as below:

Particulars	As at 31.03.2019			As at 31.03.2018			As at 01.04.2017		
	Notional Amounts	Fair Value - Assets	Fair Value - Liabilities	Notional Amounts	Fair Value - Assets	Fair Value - Liabilities	Notional Amounts	Fair Value - Assets	Fair Value - Liabilities
<b>(i) Undesignated Derivatives</b>									
Undesignated Derivatives	45,803.16	1,802.58	159.40	42,961.27	690.38	317.75	42,220.55	628.07	354.46
<b>Total - Derivative Financial Instruments</b>	<b>45,803.16</b>	<b>1,802.58</b>	<b>159.40</b>	<b>42,961.27</b>	<b>690.38</b>	<b>317.75</b>	<b>42,220.55</b>	<b>628.07</b>	<b>354.46</b>

## CONSOLIDATED NOTES TO ACCOUNTS

### 9 Loans

The Company has categorised all loans at Amortised Cost in accordance with the requirements of Ind AS 109.

(₹ in Crores)

Particulars	As at 31-03-19		As at 31-03-18		As at 01-04-17	
	Principal O/s	Amortised Cost	Principal O/s	Amortised Cost	Principal O/s	Amortised Cost
<b>(A) Loans</b>						
(i) Term Loans	279,021.68	279,748.67	233,801.39	234,480.65	198,339.82	199,285.98
(ii) Working Capital Loans	2,188.00	2,200.18	5,647.93	5,673.05	3,588.85	3,609.74
<b>Total (A) - Gross Loans</b>	<b>281,209.68</b>	<b>281,948.85</b>	<b>239,449.32</b>	<b>240,153.70</b>	<b>201,928.67</b>	<b>202,895.72</b>
Less: Impairment loss allowance	(11,497.93)	(11,497.93)	(11,275.45)	(11,275.45)	(8,961.20)	(8,961.20)
<b>Total (A) - Net Loans</b>	<b>269,711.75</b>	<b>270,450.92</b>	<b>228,173.87</b>	<b>228,878.25</b>	<b>192,967.47</b>	<b>193,934.52</b>
<b>(B) Security Details</b>						
(i) Secured by tangible assets	216,394.62	206,845.46	198,454.16	199,024.92	170,201.07	171,043.22
(ii) Secured by intangible assets	-	-	-	-	-	-
(iii) Covered by Bank/ Govt. Guarantees	42,575.45	52,751.86	26,915.40	27,005.32	22,156.38	22,251.13
(iv) Unsecured	22,239.61	22,351.53	14,079.76	14,123.46	9,571.22	9,601.37
<b>Total (B) - Gross Loans</b>	<b>281,209.68</b>	<b>281,948.85</b>	<b>239,449.32</b>	<b>240,153.70</b>	<b>201,928.67</b>	<b>202,895.72</b>
Less: Impairment loss allowance	(11,497.93)	(11,497.93)	(11,275.45)	(11,275.45)	(8,961.20)	(8,961.20)
<b>Total (B) - Net Loans</b>	<b>269,711.75</b>	<b>270,450.92</b>	<b>228,173.87</b>	<b>228,878.25</b>	<b>192,967.47</b>	<b>193,934.52</b>
<b>(C)(I) Loans in India</b>						
(i) Public Sector	247,719.13	248,463.55	206,410.52	207,015.02	168,810.92	169,388.65
(ii) Private Sector	33,490.55	33,485.30	33,038.80	33,138.68	33,117.75	33,507.07
<b>Total (C)(I) - Gross Loans</b>	<b>281,209.68</b>	<b>281,948.85</b>	<b>239,449.32</b>	<b>240,153.70</b>	<b>201,928.67</b>	<b>202,895.72</b>
Less: Impairment loss allowance	(11,497.93)	(11,497.93)	(11,275.45)	(11,275.45)	(8,961.20)	(8,961.20)
<b>Total (C)(I) - Net Loans</b>	<b>269,711.75</b>	<b>270,450.92</b>	<b>228,173.87</b>	<b>228,878.25</b>	<b>192,967.47</b>	<b>193,934.52</b>
<b>(C)(II) Loans outside India</b>						
(i) Public Sector	-	-	-	-	-	-
(ii) Private Sector	-	-	-	-	-	-
<b>Total (C)(II) - Gross Loans</b>	<b>-</b>	<b>-</b>	<b>-</b>	<b>-</b>	<b>-</b>	<b>-</b>
Less: Impairment loss allowance	-	-	-	-	-	-
<b>Total (C)(II) - Net Loans</b>	<b>-</b>	<b>-</b>	<b>-</b>	<b>-</b>	<b>-</b>	<b>-</b>
<b>Total (C)(I) and (C)(II)</b>	<b>269,711.75</b>	<b>270,450.92</b>	<b>228,173.87</b>	<b>228,878.25</b>	<b>192,967.47</b>	<b>193,934.52</b>

## CONSOLIDATED NOTES TO ACCOUNTS

### 9.1 Reconciliation between the figures reported under Ind-AS and actual amounts outstanding in respect of Loans:

Particulars	(₹ in Crores)		
	As at 31-03-19	As at 31-03-18	As at 01-04-17
<b>Net Loans</b>	<b>270,450.92</b>	<b>228,878.25</b>	<b>193,934.52</b>
Less: Interest accrued and due on Loans classified under the same head as per Ind-AS	(445.05)	(462.37)	(781.26)
Less: Interest accrued and not due on Loans classified under the same head as per Ind-AS	(341.01)	(303.23)	(288.31)
Add: Allowance for Expected Credit Loss netted off as per Ind-AS	11,497.93	11,275.45	8,961.20
Add: Ind-AS Adjustments in respect of fees based income at Effective Interest Rate (EIR)	46.89	61.22	102.52
<b>Gross Loans</b>	<b>281,209.68</b>	<b>239,449.32</b>	<b>201,928.67</b>

9.2 Loan balance confirmations for 88.56% of total loan assets as at 31st March 2019 have been received from the borrowers. Out of the remaining 11.44% loan assets amounting to ₹ 32,163 crore for which balance confirmations have not been received, 72% loans are secured by way of hypothecation of assets, 25% by way of Government Guarantee/ Loans to Government and 3% are unsecured loans.

9.3 One of the borrowers, M/s RKM Powergen Pvt Ltd. has obtained an ad-interim order from Hon'ble High Court of Madras on 18 September 2015 not to classify the account as Non-Performing Asset. Accordingly, the loan outstanding of the borrower has not been classified as Stage III Asset, even though the overdues are more than 3 months old and the asset is credit impaired.

However, the Company has created an adequate provision of ₹ 942.67 crore (As at 31st March 2018 - ₹ 942.67 crore, as at 1st April 2017 - ₹ 942.67 crore) @ 40.95% of Loan outstanding of ₹ 2,302 crore (As at 31st March 2018 - ₹ 2,302 crore, as at 1st April 2017 - ₹ 2,302 crore) in the books of accounts as per Expected Credit Loss (ECL) as on 31st March 2019 after considering the financial and operational parameters of the project.

## 10 Investments

A. Investments (other than Investments accounted for using equity method)

As at 31st March 2019	Amortised Cost	At fair value				Total
		Through Other Comprehensive Income	Through profit or loss	Designated at fair value through profit or loss	Sub-total	
		(1)	(2)	(3)	(4)	
<b>Government Securities</b>						
- Govt. of MP Power Bonds - II (1 Bond of ₹ 47.16 Crores each)	47.16	-	-	-	-	47.16
<b>Sub-total - Government Securities</b>	<b>47.16</b>	<b>-</b>	<b>-</b>	<b>-</b>	<b>-</b>	<b>47.16</b>
<b>Debt Securities</b>						
11.15% Perpetual Bonds of Indian Bank (5,000 Bonds of ₹ 0.10 Crores each)	-	-	500.31	-	500.31	500.31
11.25% Perpetual Bonds of Vijaya Bank	-	-	556.25	-	556.25	556.25

## CONSOLIDATED NOTES TO ACCOUNTS

(₹ in Crores)

As at 31st March 2019	Amortised Cost	At fair value				Total
		Through Other Comprehensive Income	Through profit or loss	Designated at fair value through profit or loss	Sub-total	
	(1)	(2)	(3)	(4)	(5=2+3+4)	(6=1+5)
(5,000 Bonds of ₹ 0.10 Crores each)						
11.25% Perpetual Bonds of Syndicate Bank	-	-	500.31	-	500.31	500.31
(5,000 Bonds of ₹ 0.10 Crores each)						
7.39% Tax Free 15 years Secured Redeemable Non Convertible Bonds of Housing and Urban Development Corporation(HUDCO)	8.81	-	-	-	-	8.81
(86,800 Bonds of ₹ 1,000 each)						
7.35% Tax Free 15 years Secured Redeemable Non Convertible Bonds of National Highway Authority of India Ltd. (NHAI)	4.60	-	-	-	-	4.60
(46,000 Bonds of ₹ 1,000 each)						
7.39% Tax Free 15 years Secured Redeemable Non Convertible Bonds of National Highway Authority of India Ltd. (NHAI)	3.68	-	-	-	-	3.68
(36,800 Bonds of ₹ 1,000 each)						
7.49% Tax Free 15 years Secured Redeemable Non Convertible Bonds of Indian Renewable Energy Development Agency (IREDA)	6.22	-	-	-	-	6.22
(61,300 Bonds of ₹ 1,000 each)						
7.35% Tax Free 15 years Secured Redeemable Non Convertible Bonds of Indian Railway Finance Corporation (IRFC)	2.31	-	-	-	-	2.31
(22,300 Bonds of ₹ 1,000 each)						
7.35% Tax Free 15 years Secured Redeemable Non Convertible Bonds of National Bank for Agriculture and Rural Development (NABARD)	1.40	-	-	-	-	1.40
(14,000 Bonds of ₹ 1,000 each)						
8.76% Tax Free 20 years Secured Redeemable Bonds of Housing and Urban Development Corporation(HUDCO)	5.09	-	-	-	-	5.09
(50,000 Bonds of ₹ 1,000 each)						
<b>Sub-total - Debt Securities</b>	<b>32.11</b>	<b>-</b>	<b>1,556.87</b>	<b>-</b>	<b>1,556.87</b>	<b>1,588.98</b>
<b>Equity Instruments</b>						
- NHPC Ltd.	-	433.00	-	-	433.00	433.00

## CONSOLIDATED NOTES TO ACCOUNTS

(₹ in Crores)

As at 31st March 2019	Amortised Cost	At fair value				Total
		Through Other Comprehensive Income	Through profit or loss	Designated at fair value through profit or loss	Sub-total	
	(1)	(2)	(3)	(4)	(5=2+3+4)	(6=1+5)
(17,53,02,206 Equity shares of ₹ 10 each)						
- Indian Energy Exchange Ltd.	-	206.25	-	-	206.25	206.25
(1,25,00,000 Equity shares of ₹ 1 each)						
- HUDCO Ltd.	-	1.56	-	-	1.56	1.56
(3,47,429 Equity shares of ₹ 10 each)						
- Universal Commodity Exchange Ltd.	-	-	-	-	-	-
(1,60,00,000 Equity shares of ₹ 10 each)						
- Lanco Teesta Hydro Power Pvt. Ltd.	-	-	-	-	-	-
(10,20,00,000 Equity shares of ₹ 10 each)						
<b>Sub-total - Equity Instruments</b>	-	<b>640.81</b>	-	-	<b>640.81</b>	<b>640.81</b>
<b>Others</b>						
- Units of 'Small is Beautiful' Fund	-	6.18	-	-	6.18	6.18
(61,52,200 units of ₹ 10 each)						
<b>Sub-total - Others</b>	-	<b>6.18</b>	-	-	<b>6.18</b>	<b>6.18</b>
<b>Total - Gross (A)</b>	<b>79.27</b>	<b>646.99</b>	<b>1,556.87</b>	-	<b>2,203.86</b>	<b>2,283.13</b>
(i) Investments outside India	-	-	-	-	-	-
(ii) Investments in India	<b>79.27</b>	<b>646.99</b>	<b>1,556.87</b>	-	<b>2,203.86</b>	<b>2,283.13</b>
<b>Total (B)</b>	<b>79.27</b>	<b>646.99</b>	<b>1,556.87</b>	-	<b>2,203.86</b>	<b>2,283.13</b>
Less: Allowance for impairment loss (C)	-	-	-	-	-	-
<b>Total - Net (D=A-C)</b>	<b>79.27</b>	<b>646.99</b>	<b>1,556.87</b>	-	<b>2,203.86</b>	<b>2,283.13</b>

(₹ in Crores)

As at 31st March 2018	Amortised Cost	At fair value				Total
		Through Other Comprehensive Income	Through profit or loss	Designated at fair value through profit or loss	Sub-total	
	(1)	(2)	(3)	(4)	(5=2+3+4)	(6=1+5)
<b>Government Securities</b>					-	-
- Govt. of MP Power Bonds - II	141.48	-	-	-	-	141.48
(3 Bonds of ₹ 47.16 Crores each)						
<b>Sub-total - Government Securities</b>	<b>141.48</b>	-	-	-	-	<b>141.48</b>
<b>Debt Securities</b>						
- Bonds of UP Power Corporation Ltd.	317.47	-	-	-	-	317.47
(30,385 Bonds of ₹ 0.01 Crores each)						
- Perpetual Bonds of Indian Bank	-	-	500.31	-	500.31	500.31

## CONSOLIDATED NOTES TO ACCOUNTS

(₹ in Crores)

As at 31st March 2018	Amortised Cost	At fair value			Sub-total	Total
		Through Other Comprehensive Income	Through profit or loss	Designated at fair value through profit or loss		
	(1)	(2)	(3)	(4)	(5=2+3+4)	(6=1+5)
(5,000 Bonds of ₹ 0.10 Crores each)						
- Perpetual Bonds of Vijaya Bank	-	-	500.00	-	500.00	500.00
(5,000 Bonds of ₹ 0.10 Crores each)						
- Perpetual Bonds of Syndicate Bank	-	-	500.31	-	500.31	500.31
(5,000 Bonds of ₹ 0.10 Crores each)						
7.39% Tax Free 15 years Secured Redeemable Non Convertible Bonds of Housing and Urban Development Corporation(HUDCO)	8.82	-	-	-	-	8.82
(86,800 Bonds of ₹ 1,000 each)						
7.35% Tax Free 15 years Secured Redeemable Non Convertible Bonds of National Highway Authority of India Ltd. (NHAI)	4.61	-	-	-	-	4.61
(46,000 Bonds of ₹ 1,000 each)						
7.39% Tax Free 15 years Secured Redeemable Non Convertible Bonds of National Highway Authority of India Ltd. (NHAI)	3.69	-	-	-	-	3.69
(36,800 Bonds of ₹ 1,000 each)						
7.49% Tax Free 15 years Secured Redeemable Non Convertible Bonds of Indian Renewable Energy Development Agency (IREDA)	6.22	-	-	-	-	6.22
(61,300 Bonds of ₹ 1,000 each)						
7.35% Tax Free 15 years Secured Redeemable Non Convertible Bonds of Indian Railway Finance Corporation (IRFC)	2.23	-	-	-	-	2.23
(22,300 Bonds of ₹ 1,000 each)						
7.35% Tax Free 15 years Secured Redeemable Non Convertible Bonds of National Bank for Agriculture and Rural Development (NABARD)	1.45	-	-	-	-	1.45
(14,000 Bonds of ₹ 1,000 each)						
8.76% Tax Free 20 years Secured Redeemable Bonds of Housing and Urban Development Corporation(HUDCO)	5.09	-	-	-	-	5.09
(50,000 Bonds of ₹ 1,000 each)						

## CONSOLIDATED NOTES TO ACCOUNTS

(₹ in Crores)

As at 31st March 2018	Amortised Cost	At fair value				Total
		Through Other Comprehensive Income	Through profit or loss	Designated at fair value through profit or loss	Sub-total	
	(1)	(2)	(3)	(4)	(5=2+3+4)	(6=1+5)
Corporate Deposits of PNB Housing Finance Limited	64.84	-	-	-	-	64.84
<b>Sub-total - Debt Securities</b>	<b>414.42</b>	<b>-</b>	<b>1,500.62</b>	<b>-</b>	<b>1,500.62</b>	<b>1,915.04</b>
<b>Equity Instruments</b>						
- NHPC Ltd. (18,40,11,865 Equity shares of ₹ 10 each)	-	509.71	-	-	509.71	509.71
- Indian Energy Exchange Ltd. (12,50,000 Equity shares of ₹ 10 each)	-	200.36	-	-	200.36	200.36
- HUDCO Ltd. (3,47,429 Equity shares of ₹ 10 each)	-	2.30	-	-	2.30	2.30
- Universal Commodity Exchange Ltd. (1,60,00,000 Equity shares of ₹ 10 each)	-	-	-	-	-	-
- Lanco Teesta Hydro Power Pvt. Ltd. (10,20,00,000 Equity shares of ₹ 10 each)	-	-	-	-	-	-
<b>Sub-total - Equity Instruments</b>	<b>-</b>	<b>712.37</b>	<b>-</b>	<b>-</b>	<b>712.37</b>	<b>712.37</b>
<b>Others</b>						
- Units of 'Small is Beautiful' Fund (61,52,200 units of ₹ 10 each)	-	6.26	-	-	6.26	6.26
- Inter-Corporate Deposits	-	-	-	-	-	-
<b>Sub-total - Others</b>	<b>-</b>	<b>6.26</b>	<b>-</b>	<b>-</b>	<b>6.26</b>	<b>6.26</b>
<b>Total - Gross (A)</b>	<b>555.90</b>	<b>718.63</b>	<b>1,500.62</b>	<b>-</b>	<b>2,219.25</b>	<b>2,775.15</b>
(i) Investments outside India	-	-	-	-	-	-
(ii) Investments in India	555.90	718.63	1,500.62	-	2,219.25	2,775.15
<b>Total (B)</b>	<b>555.90</b>	<b>718.63</b>	<b>1,500.62</b>	<b>-</b>	<b>2,219.25</b>	<b>2,775.15</b>
Less: Allowance for impairment loss (C)	-	-	-	-	-	-
<b>Total - Net (D=A-C)</b>	<b>555.90</b>	<b>718.63</b>	<b>1,500.62</b>	<b>-</b>	<b>2,219.25</b>	<b>2,775.15</b>

(₹ in Crores)

As at 1st April 2017	Amortised Cost	At fair value				Total
		Through Other Comprehensive Income	Through profit or loss	Designated at fair value through profit or loss	Sub-total	
	(1)	(2)	(3)	(4)	(5=2+3+4)	(6=1+5)
<b>Government Securities</b>						-
- Govt. of MP Power Bonds - II (5 Bonds of ₹ 47.16 Crores each)	235.80	-	-	-	-	235.80



## CONSOLIDATED NOTES TO ACCOUNTS

(₹ in Crores)

As at 1st April 2017	Amortised Cost	At fair value				Total
		Through Other Comprehensive Income	Through profit or loss	Designated at fair value through profit or loss	Sub-total	
	(1)	(2)	(3)	(4)	(5=2+3+4)	(6=1+5)
<b>Sub-total - Government Securities</b>	<b>235.80</b>	-	-	-	-	<b>235.80</b>
<b>Debt Securities</b>						
- Bonds of UP Power Corporation Ltd. (30,385 Bonds of ₹ 0.01 Crores each)	317.47	-	-	-	-	317.47
- Perpetual Bonds of Indian Bank (5,000 Bonds of ₹ 0.10 Crores each)	-	-	500.31	-	500.31	500.31
- Perpetual Bonds of Vijaya Bank (5,000 Bonds of ₹ 0.10 Crores each)	-	-	500.00	-	500.00	500.00
- Perpetual Bonds of Syndicate Bank (5,000 Bonds of ₹ 0.10 Crores each)	-	-	500.31	-	500.31	500.31
7.39% Tax Free 15 years Secured Redeemable Non Convertible Bonds of Housing and Urban Development Corporation(HUDCO) (86,800 Bonds of ₹ 1,000 each)	8.82	-	-	-	-	8.82
7.35% Tax Free 15 years Secured Redeemable Non Convertible Bonds of National Highway Authority of India Ltd. (NHAI) (46,000 Bonds of ₹ 1,000 each)	4.61	-	-	-	-	4.61
7.39% Tax Free 15 years Secured Redeemable Non Convertible Bonds of National Highway Authority of India Ltd. (NHAI) (36,800 Bonds of ₹ 1,000 each)	3.69	-	-	-	-	3.69
7.49% Tax Free 15 years Secured Redeemable Non Convertible Bonds of Indian Renewable Energy Development Agency (IREDA) (61,300 Bonds of ₹ 1,000 each)	6.22	-	-	-	-	6.22
7.35% Tax Free 15 years Secured Redeemable Non Convertible Bonds of Indian Railway Finance Corporation (IRFC) (22,300 Bonds of ₹ 1,000 each)	2.23	-	-	-	-	2.23
7.35% Tax Free 15 years Secured Redeemable Non Convertible Bonds of National Bank for Agriculture and Rural Development (NABARD) (14,000 Bonds of ₹ 1,000 each)	1.45	-	-	-	-	1.45

## CONSOLIDATED NOTES TO ACCOUNTS

(₹ in Crores)

As at 1st April 2017	Amortised Cost	At fair value				Total
		Through Other Comprehensive Income	Through profit or loss	Designated at fair value through profit or loss	Sub-total	
	(1)	(2)	(3)	(4)	(5=2+3+4)	(6=1+5)
8.76% Tax Free 20 years Secured Redeemable Bonds of Housing and Urban Development Corporation Ltd. (HUDCO) (50,000 Bonds of ₹ 1,000 each)	5.10	-	-	-	-	5.10
Corporate Deposit of LIC Housing Finance Limited	17.50	-	-	-	-	17.50
Corporate Deposit of PNB Housing Finance Limited	17.50	-	-	-	-	17.50
<b>Sub-total - Debt Securities</b>	<b>384.59</b>	<b>-</b>	<b>1,500.62</b>	<b>-</b>	<b>1,500.62</b>	<b>1,885.21</b>
<b>Equity Instruments</b>						
- NHPC Ltd. (18,40,11,865 Equity shares of ₹ 10 each)	-	592.52	-	-	592.52	592.52
- Indian Energy Exchange Ltd. (12,50,000 Equity shares of ₹ 10 each)	-	109.25	-	-	109.25	109.25
- HUDCO Ltd. (3,47,429 Equity shares of ₹ 10 each)	-	-	-	-	-	-
- Universal Commodity Exchange Ltd. (1,60,00,000 Equity shares of ₹ 10 each)	-	-	-	-	-	-
- Lanco Teesta Hydro Power Pvt. Ltd. (10,20,00,000 Equity shares of ₹ 10 each)	-	-	-	-	-	-
<b>Sub-total - Equity Instruments</b>	<b>-</b>	<b>701.77</b>	<b>-</b>	<b>-</b>	<b>701.77</b>	<b>701.77</b>
<b>Subsidiaries</b>						
- REC Power Distribution Company Ltd. (50,000 Equity shares of ₹ 10 each)	-	-	-	-	-	-
- REC Transmission Projects Company Ltd. (50,000 Equity shares of ₹ 10 each)	-	-	-	-	-	-
<b>Sub-total - Subsidiaries</b>	<b>-</b>	<b>-</b>	<b>-</b>	<b>-</b>	<b>-</b>	<b>-</b>
<b>Others</b>						
- Units of 'Small is Beautiful' Fund (61,52,200 units of ₹ 10 each)	-	6.30	-	-	6.30	6.30
- Inter-Corporate Deposits	-	-	-	-	-	-
<b>Sub-total - Others</b>	<b>-</b>	<b>6.30</b>	<b>-</b>	<b>-</b>	<b>6.30</b>	<b>6.30</b>
<b>Total - Gross (A)</b>	<b>620.39</b>	<b>708.07</b>	<b>1,500.62</b>	<b>-</b>	<b>2,208.69</b>	<b>2,829.08</b>
(i) Investments outside India	-	-	-	-	-	-
(ii) Investments in India	620.39	708.07	1,500.62	-	2,208.69	2,829.08

## CONSOLIDATED NOTES TO ACCOUNTS

(₹ in Crores)

As at 1st April 2017	Amortised Cost	At fair value			Sub-total	Total
		Through Other Comprehensive Income	Through profit or loss	Designated at fair value through profit or loss		
	(1)	(2)	(3)	(4)	(5=2+3+4)	(6=1+5)
<b>Total (B)</b>	<b>620.39</b>	<b>708.07</b>	<b>1,500.62</b>	<b>-</b>	<b>2,208.69</b>	<b>2,829.08</b>
Less: Allowance for impairment loss (C)						
<b>Total - Net (D=A-C)</b>	<b>620.39</b>	<b>708.07</b>	<b>1,500.62</b>	<b>-</b>	<b>2,208.69</b>	<b>2,829.08</b>

### (B) Investments accounted for using equity method

(₹ in Crores)

Particulars	As at 31-03-19	As at 31-03-18	As at 01-04-17
<b>Investment in Joint Ventures</b>			
- Energy Efficiency Services Ltd.	179.63	172.63	176.07
(14,65,00,000 Equity shares of ₹ 10 each)			
<b>Total</b>	<b>179.63</b>	<b>172.63</b>	<b>176.07</b>

**10.1** Under the Right Issue Offer of Energy Efficiency Services Limited (EESL), the Company has applied for 7,16,00,000 shares of Energy Efficiency Services Limited (EESL) for a consideration of Rs. 71.60 crores on 8th April 2019. The final allotment of shares is pending as on date and subsequent to this, the shareholding of the Company may increase in EESL.

**10.2** The Company has elected an irrevocable option to designate some of the equity instruments at FVOCI (Fair Value through Other Comprehensive Income). The Company's main operation is to provide financial assistance to power sector. Thus, in order to isolate Statement of Profit & Loss from price fluctuations of these instruments, management believes that this provides a more meaningful presentation, rather than classifying them at FVTPL (Fair Value through Profit & Loss).

#### Details of FVOCI investments derecognised during the year

(₹ in Crores)

Name of the company	FY 2018-19			FY 2017-18		
	No. of shares derecognised	Fair Value as on de-recognition	Cumulative Gain/ loss on de-recognition	No. of shares derecognised	Fair Value as on de-recognition	Cumulative Gain/ loss on de-recognition
<b>NHPC Limited</b>	<b>0.87</b>	<b>24.39</b>	<b>5.42</b>	-	-	-

The shares of NHPC Ltd. were sold under buyback offer of the company, under which the shares were offered to be bought back at a price higher than the prevailing market price and the Company considered it as an opportunity to sell a large lot of equity shares through this mode, instead of selling the shares in open market at lower prices.

Subsequent to the derecognition of the investments on account of actual sale of the equity shares, the Company has transferred the cumulative gain or loss on such shares within equity during the period.

**10.3** Under the Buy Back Offer of Indian Energy Exchange Limited, The Company has sold and consequently derecognised 2,28,789 shares for a consideration of Rs. 4.23 crores on 10th April 2019. The shares had been offered to be bought back at a price higher than the prevailing market price and the Company considered it as an opportunity to sell a large lot of equity shares through this mode, instead of selling the shares in open market at lower prices.

## CONSOLIDATED NOTES TO ACCOUNTS

### 11 Other financial assets

The Company has categorised all the components under 'Other Financial Assets' at Amortised Cost in accordance with the requirements of Ind AS 109.

(₹ in Crores)

Particulars	As at 31.03.2019	As at 31.03.2018	As at 01.04.2017
<b>(A) Loans to Employees</b>	<b>28.80</b>	32.72	37.05
<b>(B) Advances to Employees</b>	<b>0.32</b>	0.19	0.13
<b>(C) Security Deposits</b>	<b>1.76</b>	1.75	1.36
<b>(D) Recoverable from Govt. of India</b>			
- Towards Gov Fully Serviced Bonds	18,131.11	4,011.23	-
- Agency Charges on Govt. Schemes	159.61	161.01	-
- Reimbursement of Expenses on Govt. Schemes	0.91	8.00	9.44
<b>Total - Recoverable from Govt. of India</b>	<b>18,291.63</b>	<b>4,180.24</b>	<b>9.44</b>
<b>(E) Recoverable from State Electricity Boards/ Others</b>	<b>14.12</b>	11.66	3.13
<b>(F) Other Amounts Recoverable</b>	<b>39.40</b>	15.85	8.92
Less: Allowance for Expected Credit Loss	-26.69	-12.27	-5.59
Other Amounts Recoverable (Net)	12.71	3.58	3.33
<b>(G) Other Financial Assets</b>	<b>14.65</b>	51.39	8.21
<b>Total (A to G)</b>	<b>18,363.99</b>	<b>4,281.53</b>	<b>62.65</b>

#### 11.1 Details of Loans to Employees

The Company has categorised all loans to employees at Amortised Cost only in accordance with the requirements of Ind AS 109.

(₹ in Crores)

Particulars	As at 31.03.2019	As at 31.03.2018	As at 01.04.2017
<b>(A) Secured Loans</b>			
- To Key Managerial Personnel	-	-	0.02
- To Others	3.74	4.14	4.45
<b>Sub-total (A)</b>	<b>3.74</b>	<b>4.14</b>	<b>4.47</b>
<b>(B) Unsecured Loans</b>			
- To Key Managerial Personnel	0.46	0.56	0.51
- To Others	24.60	28.02	32.07
<b>Sub-total (B)</b>	<b>25.06</b>	<b>28.58</b>	<b>32.58</b>
<b>Total (A+B)</b>	<b>28.80</b>	<b>32.72</b>	<b>37.05</b>

The figures above include interest accrued on such loans amounting to ₹ 5.72 crores (Previous year ₹ 5.45 crores).

## CONSOLIDATED NOTES TO ACCOUNTS

### 12 Inventories

(₹ in Crores)

Particulars	As at 31.03.2019	As at 31.03.2018	As at 01.04.2017
Work-in-progress	-	-	0.04
Inventories	-	-	-
<b>Total</b>	<b>-</b>	<b>-</b>	<b>0.04</b>

### 13 Current tax assets (net)

(₹ in Crores)

Particulars	As at 31.03.2019	As at 31.03.2018	As at 01.04.2017
<b>Advance Income-tax &amp; TDS</b>	<b>2,148.43</b>	2,211.17	2,681.13
Less; Provision for Income Tax	(1,855.26)	(2,178.95)	(2,632.70)
<b>Current tax assets (Net)</b>	<b>293.17</b>	<b>32.22</b>	<b>48.43</b>

### 14 Deferred tax assets (net)

(₹ in Crores)

Particulars	As at 31.03.2019	As at 31.03.2018	As at 01.04.2017
Deferred Tax Assets (Net)	<b>2,305.93</b>	2,842.43	2,134.12

#### 14.1 Significant components of net deferred tax assets and liabilities for the year ended 31st March 2019 are as follows

(₹ in Crores)

Particulars	Opening balance	Recognised in Profit or Loss	Recognised in OCI	Others	Closing balance
<b>Deferred Tax Assets</b>					
Expected Credit Loss	2,992.06	(14.27)			2,977.79
Provision for Earned Leave and Loyalty bonus	3.62	0.57			4.19
Provision for Medical Leave	6.91	0.66			7.57
<b>Total Deferred Tax Assets</b>	<b>3,002.59</b>	<b>(13.04)</b>	-	-	<b>2,989.55</b>
<b>Deferred Tax Liabilities</b>					
Due to different tax base of Property, Plant & Equipment	2.98	(0.16)			2.82
Unamortised Foreign Currency Exchange Fluctuations	30.15	237.11			267.26
Fair Valuation of Derivatives	(9.27)	21.31			12.04
Financial assets and liabilities measured at amortised cost	61.88	275.01			336.89
Fair Valuation of Investments	0.10		0.68		0.78
Share of undistributed profit of subsidiaries consolidated	68.38	(12.03)			56.35
Share of undistributed profit of JV accounted for using equity method	5.94	1.54			7.48
<b>Total Deferred Tax Liabilities</b>	<b>160.16</b>	<b>522.78</b>	<b>0.68</b>	-	<b>683.62</b>
<b>Total Deferred Tax Assets (Net)</b>	<b>2,842.43</b>	<b>(535.82)</b>	<b>(0.68)</b>	-	<b>2,305.93</b>

## CONSOLIDATED NOTES TO ACCOUNTS

Significant components of net deferred tax assets and liabilities for the year ended 31st March 2018 are as follows

(₹ in Crores)

Particulars	Opening balance	Recognised in Profit or Loss	Recognised in OCI	Others	Closing balance
<b>Deferred Tax Assets</b>					
Expected Credit Loss	2,284.27	707.79			2,992.06
Provision for Earned Leave and Loyalty bonus	10.86	-7.24			3.62
Provision for Medical Leave	6.67	0.24			6.91
<b>Total Deferred Tax Assets</b>	<b>2,301.80</b>	<b>700.79</b>	<b>-</b>	<b>-</b>	<b>3,002.59</b>
<b>Deferred Tax Liabilities</b>					
Depreciation and Amortisation	3.86	(0.88)			2.98
Unamortised Foreign Currency Exchange Fluctuations	(70.52)	100.67			30.15
Fair Valuation of Derivatives	91.23	(100.50)			(9.27)
Financial assets and liabilities measured at amortised cost	77.24	(15.36)			61.88
Fair Valuation of Investments	-		0.10		0.10
Share of undistributed profit of subsidiaries consolidated	59.85	8.53			68.38
Share of undistributed profit of JV accounted for using equity method	6.02	(0.08)			5.94
<b>Total Deferred Tax Liabilities</b>	<b>167.68</b>	<b>(7.62)</b>	<b>0.10</b>	<b>-</b>	<b>160.16</b>
<b>Total Deferred Tax Assets (Net)</b>	<b>2,134.12</b>	<b>708.41</b>	<b>(0.10)</b>	<b>-</b>	<b>2,842.43</b>

### 15 Investment Property

(₹ in Crores)

Particulars	Opening Balance	Additions during the period	Sales/ adjustment during the period	Closing Balance
<b>FY 2018-19</b>	<b>0.01</b>	<b>-</b>	<b>-</b>	<b>0.01</b>
FY 2017-18	0.01	-	-	0.01

**15.1** The company has classified the land held for undeterminable future use as investment property and is not earning any rental income on it.

**15.2** Fair value of investment property:

(₹ in Crores)

Particulars	As at 31-03-19	As at 31-03-18	As at 01-04-17
Carrying Value	0.01	0.01	0.01
Fair Value	0.61	0.51	0.41

The Company obtains independent valuations for its investment properties at least annually. The best evidence of fair value is current prices in an active market for similar properties. Where such information is not available, the Company consider information from variety of sources including:

- current prices in an active market of similar properties of different nature or recent prices of similar properties in less active markets, adjusted to reflect those differences.
- current circle rates in the jurisdiction where the investment property is located.

The fair values of investment property has been determined by an independent valuer and the main inputs used are circle rates and current prices of similar properties. All resulting fair value estimates for investment property are included in Level 3.

## CONSOLIDATED NOTES TO ACCOUNTS

### 16 Property, Plant & Equipment and Intangible Assets

Particulars	Property, Plant & Equipment										Capital Work-in-Progress	Intangible Assets under Development	Other Intangible Assets		
	Freehold Land	Leasehold Land	Buildings	Furniture & Fixtures	EDP Equipments	Office Equipments	Vehicles	Leasehold Improvements	Total	Immovable Property					
<b>Gross carrying value</b>															
As at 01.04.2017	82.92	1.59	31.58	7.54	17.10	14.57	0.43	2.15	157.88	61.41	1.46	7.12			
Additions	-	-	0.16	1.99	3.20	3.80	-	0.21	9.36	59.50	-	5.35			
Borrowings Cost Capitalised	-	-	-	-	-	-	-	-	-	6.32	-	-			
Disposals	-	-	-	0.15	2.10	0.77	0.03	-	3.05	-	-	-			
As at 31.03.2018	82.92	1.59	31.74	9.38	18.20	17.60	0.40	2.36	164.19	127.23	1.46	12.47			
Additions	27.47	-	-	1.82	5.12	3.25	-	0.12	37.78	58.34	0.13	4.91			
Borrowings Cost Capitalised	-	-	-	-	-	-	-	-	-	11.37	-	-			
Disposals	-	-	-	0.21	0.87	0.95	-	-	2.03	-	-	-			
As at 31.03.2019	110.39	1.59	31.74	10.99	22.45	19.90	0.40	2.48	199.94	196.94	1.59	17.38			
<b>Accumulated depreciation/ amortisation</b>															
As at 01.04.2017 *	-	0.25	7.62	5.41	12.42	7.64	0.28	0.03	33.65	-	-	-	6.67		
Charge for the year	-	0.04	0.48	0.61	2.71	2.01	0.02	0.43	6.30	-	-	-	0.64		
Adjustment for disposals	-	-	-	0.08	1.92	0.32	0.03	-	2.35	-	-	-	-		
As at 31.03.2018	-	0.29	8.10	5.94	13.21	9.33	0.27	0.46	37.60	-	-	-	7.31		
Charge for the year	-	0.02	0.48	0.65	2.75	2.41	0.03	0.44	6.78	-	-	-	1.52		
Adjustment for disposals	-	-	-	0.06	0.61	0.40	-	-	1.07	-	-	-	-		
As at 31.03.2019	-	0.31	8.58	6.53	15.35	11.34	0.30	0.90	43.31	-	-	-	8.83		
Net block as at 01.04.17 *	82.92	1.34	23.96	2.13	4.68	6.93	0.15	2.12	124.23	61.41	1.46	0.45			
Net block as at 31.03.18	82.92	1.30	23.64	3.44	4.99	8.27	0.13	1.90	126.59	127.23	1.46	5.16			
Net block as at 31.03.19	110.39	1.28	23.16	4.46	7.10	8.56	0.10	1.58	156.63	196.94	1.59	8.55			

\* represents deemed cost on the date of transition to Ind AS. Gross block and accumulated depreciation/ amortisation from the previous GAAP have been disclosed for the purpose of better understanding of the original cost of assets.

## CONSOLIDATED NOTES TO ACCOUNTS

**16.1** As on 31<sup>st</sup> March 2019, the formalities regarding registration of conveyance deed in respect of certain immovable properties acquired by the Company are yet to be executed. The details are as below:

Particulars	As at 31.03.2019		As at 31.03.2018		As at 01.04.2017	
	Land	Building	Land	Building	Land	Building
Gross Carrying Value	68.31	4.59	45.92	4.59	45.92	4.59
Net Carrying Value	68.31	2.20	45.92	2.26	45.92	2.32

(₹ in Crores)

**16.2** As on 31<sup>st</sup> March 2019, certain Property, Plant & Equipment has been pledged as security against secured borrowings of the Company as per the details below:

Particulars	As at 31-03-19		As at 01-04-17	
	As at 31-03-19	As at 31-03-18	As at 31-03-18	As at 01-04-17
Gross Carrying Value	3.45	3.45	3.45	3.45
Net Carrying Value	2.46	2.50	2.50	2.55

(₹ in Crores)

**16.3** In the opinion of management, there are no events or changes in circumstances that indicate the impairment of PPE and Intangible Assets in terms of Ind AS 36 'Impairment of Assets'. Accordingly, no provision for impairment has been made.

**16.4** While the Company has not made any specific borrowings for construction of a qualifying asset, the Company has capitalised certain borrowing costs on account of general borrowings at an average rate of borrowings for the Company in terms of Ind AS 23 'Borrowing Costs'.

**16.5 Disclosure in respect of Intangible Assets as required under Ind-AS 38 "Intangible Assets"**

**Amortisation Rate** 20% (100% in case the total cost of the asset is ₹ 5,000 or less)

In case of RECPDCL, the useful life of intangible asset has been taken as 3 years, impact of which is not material to the Group (Gross block as at 31.03.2019 is ₹ 0.12 crores, as at 31<sup>st</sup> March 2018 is ₹ 0.08 crores and as at 1<sup>st</sup> April 2017 is ₹ 0.08 crores).



## CONSOLIDATED NOTES TO ACCOUNTS

### 17 Other non-financial assets

Particulars	(₹ in Crores)		
	As at 31.03.2019	As at 31.03.2018	As at 01.04.2017
(A) Capital Advances	35.72	45.96	40.23
(B) Other Advances	30.82	24.33	4.88
(C) Balances with Govt. Authorities	62.02	15.94	11.82
(D) Prepaid Expenses	7.64	0.11	0.64
(E) Deferred Employee Cost	12.20	13.60	14.89
(F) Other Assets	0.01	0.07	0.10
<b>Total (A to F)</b>	<b>148.41</b>	<b>100.01</b>	<b>72.56</b>

### 18 Disposal Group

Particulars	(₹ in Crores)		
	As at 31.03.2019	As at 31.03.2018	As at 01.04.2017
<b>Assets classified as held for sale</b>			
(A) Investment (refer note 18.1)	0.50	0.10	0.20
(B) Loans to associates (refer note 18.2)	9.06	7.58	2.88
<b>Total (A+B)</b>	<b>9.56</b>	<b>7.68</b>	<b>3.08</b>
<b>Liabilities directly associated with assets classified as held for sale</b>			
(C) Payable to associates (refer note 18.3)	0.08	-	-
<b>Total (C)</b>	<b>0.08</b>	<b>-</b>	<b>-</b>
<b>Disposal group -Net assets (A+B-C)</b>	<b>9.48</b>	<b>7.68</b>	<b>3.08</b>

#### 18.1 Investments in associates

Particulars	(₹ in Crores)		
	As at 31.03.2019	As at 31.03.2018	As at 01.04.2017
<b>Investments in Equity Instruments of associates (fully paid up)</b>			
Equity shares of ₹ 10/- each			
Dinchang Transmission Limited *	-	0.05	0.05
Ghatampur Transmission Limited	-	0.05	0.05
ERSS XXI Transmission Limited	-	-	0.05
WR-NR Power Transmission Limited	-	-	0.05
Ajmer Phagi Transco Limited	0.05	-	-
Bhindguna Transmission Limited	0.05	-	-
Chandil Transmission Ltd	0.05	-	-
Dumka Transmission Ltd.	0.05	-	-
Jam Khambaliya Transco Limited	0.05	-	-
Khetri Transco Limited	0.05	-	-
Koderma Transmission Ltd	0.05	-	-
Lakadia Banaskantha Transco Limited	0.05	-	-
Mandar Transmission Ltd.	0.05	-	-
Udupi Kasargode Trans. Ltd.	0.05	-	-
<b>Total</b>	<b>0.50</b>	<b>0.10</b>	<b>0.20</b>

\* Dinchang Transmission Ltd was denotified vide MoP letter dated 25 March 2019 and subsequently, the investment has been fully provided for.

## CONSOLIDATED NOTES TO ACCOUNTS

### 18.2 Loans to Associates

(₹ in Crores)

Particulars	As at 31.03.2019	As at 31.03.2018	As at 01.04.2017
Dinchang Transmission Limited*	-	1.06	0.82
Ghatampur Transmission Limited**	-	3.12	1.24
ERSS XXI Transmission Limited	-	-	0.42
WR-NR Power Transmission Limited	-	-	0.40
Chandil Transmission Limited	1.99	0.85	-
Dumka Transmission Limited	1.94	0.85	-
Mandar Transmission Limited	1.71	0.85	-
Koderma Transmission Limited	1.76	0.85	-
Ajmer Phagi Transco Ltd	0.18	-	-
Bhindguna Transmission Limited	0.88	-	-
UDUPI Kasargode Transmission Ltd	0.25	-	-
WRSS XXI (A) Transco Ltd***	0.35	-	-
<b>Total</b>	<b>9.06</b>	<b>7.58</b>	<b>2.88</b>

\* Expenditure was incurred on the said project since FY 2015-16 and later on the project was put on hold by the Govt. of India in 10 August 2016. During FY 2018-19, the expenses of Rs. 1.08 crores were written off on the basis of the letter dated 25 March 2019 received from Ministry of Power.

\*\*Ghatampur Transmission Limited was transferred to Adani Transmission Limited on 21st June, 2018.

\*\*\* WRSS XXI(A) Transco Ltd was incorporated in 27th March 2019, but the share capital had not been introduced till 31st March 2019. However, expenses have been allocated towards the SPV as the per expenses allocation policy, since RFQ was issued in March 2019

### 18.3 Liabilities directly associated with assets classified as held for sale

(₹ in Crores)

Particulars	As at 31.03.2019	As at 31.03.2018	As at 01.04.2017
Khetri Transco Limited	0.04	-	-
Lakadia Banaskantha Transco Ltd	0.04	-	-
<b>Total</b>	<b>0.08</b>	<b>-</b>	<b>-</b>

Management had incorporated these entities with a view to sell them off as per the guidelines of Ministry of Power, through the bid process prescribed by Ministry of Power. There is no possibility that management will have benefits from these entities other than selling them off, hence all these investments (along with the related assets and liabilities) has been classified as 'held for sale'.

## 19 Trade Payables

(₹ in Crores)

Particulars	As at 31.03.2019	As at 31.03.2018	As at 01.04.2017
<b>Trade Payables</b>			
Total outstanding dues of MSMEs (refer note 58)	2.65	1.83	0.30
Total outstanding dues of creditors other than MSMEs	64.64	61.31	42.89
<b>Total (Payables)</b>	<b>67.29</b>	<b>63.14</b>	<b>43.19</b>

## CONSOLIDATED NOTES TO ACCOUNTS

### 20 Debt Securities

The Company has categorised all debt securities at amortised cost in accordance with the requirements of Ind AS 109.

(₹ in Crores)

Particulars	As at 31.03.2019		As at 31.03.2018		As at 01.04.2017	
	Face Value	Amortised Cost	Face Value	Amortised Cost	Face Value	Amortised Cost
<b>(A) Secured Long-Term Debt Securities</b>						
(i) Institutional Bonds	11,019.40	11,599.27	22,138.60	23,099.72	27,591.90	28,818.34
(ii) 54EC Capital Gain Tax Exemption Bonds	23,157.88	24,010.13	22,235.89	23,051.75	19,477.40	20,196.18
(iii) Tax Free Bonds	12,577.97	13,010.38	12,577.97	13,006.38	12,577.97	13,003.21
(iv) Bond Application Money	722.04	720.48	1,469.23	1,469.23	-	-
<b>Sub-total (A)</b>	<b>47,477.29</b>	<b>49,340.26</b>	<b>58,421.69</b>	<b>60,627.08</b>	<b>59,647.27</b>	<b>62,017.73</b>
<b>(B) Unsecured Long-Term Debt Securities</b>						
(i) Institutional Bonds	118,253.90	122,201.55	103,069.70	106,530.16	82,284.40	85,437.09
(ii) Infrastructure Bonds	91.43	98.75	110.47	126.07	111.64	124.13
(iii) Zero Coupon Bonds	1,259.57	1,258.56	1,162.59	1,161.55	1,073.09	1,072.01
(iv) Foreign Currency Bonds	12,796.69	12,172.07	7,480.06	7,472.55	-	-
<b>Sub-total (B)</b>	<b>132,401.59</b>	<b>135,730.93</b>	<b>111,822.82</b>	<b>115,290.33</b>	<b>83,469.13</b>	<b>86,633.23</b>
<b>(C) Unsecured Short-Term Debt Securities</b>						
(i) Commercial Paper	7,975.00	7,696.32	3,250.00	3,150.44	-	-
<b>Sub-total (C)</b>	<b>7,975.00</b>	<b>7,696.32</b>	<b>3,250.00</b>	<b>3,150.44</b>	<b>-</b>	<b>-</b>
<b>Total - Debt Securities (A+B+C)</b>	<b>187,853.88</b>	<b>192,767.51</b>	<b>173,494.51</b>	<b>179,067.85</b>	<b>143,116.40</b>	<b>148,650.96</b>
<b>Debt Securities issued in/ outside India</b>						
(i) Debt Securities in India	175,057.19	180,595.44	166,014.45	171,595.30	143,116.40	148,650.96
(ii) Debt Securities outside India	12,796.69	12,172.07	7,480.06	7,472.55	-	-
<b>Total - Debt Securities</b>	<b>187,853.88</b>	<b>192,767.51</b>	<b>173,494.51</b>	<b>179,067.85</b>	<b>143,116.40</b>	<b>148,650.96</b>

#### 20.1 Details of Secured Long-Term Debt Securities - Refer Note 21.8 for details of the security

##### (i) Institutional Bonds

(₹ in Crores)

Particulars	As at 31.03.2019		As at 31.03.2018		As at 01.04.2017	
	Face Value	Amortised Cost	Face Value	Amortised Cost	Face Value	Amortised Cost
<b>123-IIIB Series - 9.34% Redeemable at par on 23.08.2024</b>	<b>1,955.00</b>	<b>2,062.61</b>	1,955.00	2,063.48	1,955.00	2,063.36
<b>123-I Series - 9.40% Redeemable at par on 17.07.2021</b>	<b>1,515.00</b>	<b>1,615.29</b>	1,515.00	1,615.16	1,515.00	1,614.64
<b>92-II Series - 8.65% Redeemable at par on 22.01.2020</b>	<b>945.30</b>	<b>960.65</b>	945.30	960.53	945.30	960.42

## CONSOLIDATED NOTES TO ACCOUNTS

(₹ in Crores)

Particulars	As at 31.03.2019		As at 31.03.2018		As at 01.04.2017	
	Face Value	Amortised Cost	Face Value	Amortised Cost	Face Value	Amortised Cost
<b>91-II Series</b> - 8.80% Redeemable at par on 18.11.2019	<b>995.90</b>	<b>1,028.23</b>	995.90	1,028.09	995.90	1,027.98
<b>90-C-II Series</b> - 8.80% Redeemable at par on 07.10.2019	<b>1,040.00</b>	<b>1,084.29</b>	1,040.00	1,084.13	1,040.00	1,083.98
<b>90-B-II Series</b> - 8.72% Redeemable at par on 04.09.2019	<b>868.20</b>	<b>911.48</b>	868.20	911.34	868.20	911.21
<b>90th Series</b> - 8.80% Redeemable at par on 03.08.2019	<b>2,000.00</b>	<b>2,116.21</b>	2,000.00	2,116.20	2,000.00	2,116.20
<b>122nd Series</b> - 9.02% Redeemable at par on 18.06.2019	<b>1,700.00</b>	<b>1,820.51</b>	1,700.00	1,819.82	1,700.00	1,820.00
<b>119th Series</b> - 9.63% Redeemed at par on 05.02.2019	-	-	2,090.00	2,121.40	2,090.00	2,119.20
<b>88th Series</b> - 8.65% Redeemed at par on 15.01.2019	-	-	1,495.00	1,521.82	1,495.00	1,521.69
<b>118th Series</b> - 9.61% Redeemed at par on 03.01.2019	-	-	1,655.00	1,693.23	1,655.00	1,692.88
<b>117th Series</b> - 9.38% Redeemed at par on 06.11.2018	-	-	2,878.00	2,985.72	2,878.00	2,985.32
<b>87-A-III Series</b> - 11.15% Redeemed at par on 24.10.2018	-	-	61.80	64.77	61.80	64.73
<b>116-II Series</b> - 9.24% Redeemed at par on 17.10.2018	-	-	850.00	885.63	850.00	885.48
<b>87-II Series</b> - 10.85% Redeemed at par on 01.10.2018	-	-	657.40	693.12	657.40	693.04
<b>86-B-III Series</b> - 10.85% Redeemed at par on 14.08.2018	-	-	432.00	460.50	432.00	461.78
<b>86-A Series</b> - 10.70% Redeemed at par on 30.07.2018	-	-	500.00	536.06	500.00	536.05
<b>85th Series</b> - 9.68% Redeemed at par on 13.06.2018	-	-	500.00	538.72	500.00	538.87
<b>83rd Series</b> - 9.07% Redeemed at par on 28.02.2018	-	-	-	-	685.20	711.02
<b>82nd Series</b> - 9.85% Redeemed at par on 28.09.2017	-	-	-	-	883.10	933.81
<b>124-I Series</b> - 9.06% Redeemed at par on 22.09.2017	-	-	-	-	2,610.00	2,730.98
<b>123-III A Series</b> - 9.25% Redeemed at par on 25.08.2017	-	-	-	-	1,275.00	1,345.70
<b>Total - Institutional Bonds</b>	<b>11,019.40</b>	<b>11,599.27</b>	<b>22,138.60</b>	<b>23,099.72</b>	<b>27,591.90</b>	<b>28,818.34</b>

## CONSOLIDATED NOTES TO ACCOUNTS

### (ii) 54EC Capital Gain Tax Exemption Bonds

(₹ in Crores)

Particulars	As at 31.03.2019		As at 31.03.2018		As at 01.04.2017	
	Face Value	Amortised Cost	Face Value	Amortised Cost	Face Value	Amortised Cost
<b>Series XII (2018-19) - 5.75% Redeemable at par during financial year 2023-24</b>	<b>5,929.73</b>	<b>6,083.83</b>	-	-	-	-
<b>Series XI (2017-18) - 5.25% Redeemable at par during financial year 2020-21</b>	<b>9,565.23</b>	<b>9,934.60</b>	8,096.27	8,298.32	-	-
<b>Series X (2016-17) - 5.25%- 6.00% Redeemable at par during financial year 2019-20</b>	<b>7,662.92</b>	<b>7,991.70</b>	7,662.92	7,987.12	7,662.92	7,854.44
<b>Series X (2015-16) - 6.00% Redeemed at par during financial year 2018-19</b>	-	-	6,476.70	6,766.31	6,476.70	6,764.10
<b>Series IX (2014-15) - 6.00% Redeemed at par during financial year 2017-18</b>	-	-	-	-	5,337.78	5,577.64
<b>Total - 54EC Capital Gain Tax Exemption Bonds</b>	<b>23,157.88</b>	<b>24,010.13</b>	<b>22,235.89</b>	<b>23,051.75</b>	<b>19,477.40</b>	<b>20,196.18</b>

### (iii) Tax Free Bonds

(₹ in Crores)

Particulars	As at 31.03.2019		As at 31.03.2018		As at 01.04.2017	
	Face Value	Amortised Cost	Face Value	Amortised Cost	Face Value	Amortised Cost
<b>Series 2015-16 Tranche 1</b>	<b>696.56</b>	<b>710.13</b>	696.56	709.98	696.56	709.87
Redeemable at par. Bonds amounting to ₹ 105.93 Crores are redeemable on 05.11.2025, ₹ 172.90 Crores are redeemable on 05.11.2030 and ₹ 417.73 Crores are redeemable on 05.11.2035 with interest rates varying from 6.89% to 7.43% payable annually						
<b>Series 2015-16 Series 5A</b>	<b>300.00</b>	<b>306.92</b>	300.00	306.89	300.00	306.87
7.17% Redeemable at par on 23.07.2025						
<b>Series 2013-14 Tranche 2</b>	<b>1,057.40</b>	<b>1,082.77</b>	1,057.40	1,082.35	1,057.40	1,082.00
Redeemable at par. Bonds amounting to ₹ 419.32 Crores are redeemable on 22.03.2024, ₹ 528.42 Crores are redeemable on 23.03.2029 and ₹ 109.66 Crores are redeemable on 24.03.2034 with interest rates varying from 8.19% to 8.88% payable annually						
<b>Series 2013-14 Series 4A &amp; 4B</b>	<b>150.00</b>	<b>155.64</b>	150.00	155.61	150.00	155.59
Redeemable at par. Bonds amounting to ₹ 105.00 Crores are redeemable on 11.10.2023 and ₹ 45.00 Crores are redeemable on 11.10.2028 with interest rates varying from 8.18% to 8.54% payable annually						

## CONSOLIDATED NOTES TO ACCOUNTS

(₹ in Crores)

Particulars	As at 31.03.2019		As at 31.03.2018		As at 01.04.2017	
	Face Value	Amortised Cost	Face Value	Amortised Cost	Face Value	Amortised Cost
<b>Series 2013-14 Tranche 1</b>	<b>3,410.60</b>	<b>3,492.27</b>	3,410.60	3,491.11	3,410.60	3,490.17
Redeemable at par. Bonds amounting to ₹ 575.06 Crores are redeemable on 25.09.2023, ₹ 2,780.26 Crores are redeemable on 25.09.2028 and ₹ 55.28 Crores are redeemable on 26.09.2033 with interest rates varying from 8.01% to 8.71% payable annually						
<b>Series 2013-14 Series 3A &amp; 3B</b>	<b>1,350.00</b>	<b>1,414.77</b>	1,350.00	1,414.61	1,350.00	1,414.47
Redeemable at par. Bonds amounting to ₹ 209.00 Crores are redeemable on 29.08.2023 and ₹ 1,141.00 Crores are redeemable on 29.08.2028 with interest rates varying from 8.01% to 8.46% payable annually						
<b>Series 2012-13 Tranche 2</b>	<b>131.06</b>	<b>133.84</b>	131.06	133.79	131.06	133.75
Redeemable at par. Bonds amounting to ₹ 81.35 Crores are redeemable on 27.03.2023 and bonds amounting to ₹ 49.71 Crores are redeemable on 27.03.2028 with interest rates varying from 6.88% to 7.54% payable annually						
<b>Series 2012-13 Tranche 1</b>	<b>1,982.35</b>	<b>2,026.43</b>	1,982.35	2,025.57	1,982.35	2,024.88
Redeemable at par. Bonds amounting to ₹ 1,165.31 Crores are redeemable on 19.12.2022 and bonds amounting to ₹ 817.04 Crores are redeemable on 20.12.2027 with interest rates varying from 7.22% to 7.88% payable annually						
<b>Series 2012-13 Series 2A &amp; 2B</b>	<b>500.00</b>	<b>512.92</b>	500.00	512.90	500.00	512.88
Redeemable at par. Bonds amounting to ₹ 255.00 Crores are redeemable on 21.11.2022 and bonds amounting to ₹ 245.00 Crores are redeemable on 22.11.2027 with interest rates of 7.21% and 7.38% respectively payable annually						
<b>Series 2011-12</b>	<b>3,000.00</b>	<b>3,174.69</b>	3,000.00	3,173.57	3,000.00	3,172.73
Redeemable at par. Bonds amounting to ₹ 839.67 Crores are redeemable on 28.03.2022 and bonds amounting to ₹ 2,160.33 Crores are redeemable on 29.03.2027 with interest rates varying from 7.93% to 8.32% payable annually						
<b>Total - Tax Free Bonds</b>	<b>12,577.97</b>	<b>13,010.38</b>	<b>12,577.97</b>	<b>13,006.38</b>	<b>12,577.97</b>	<b>13,003.21</b>

## CONSOLIDATED NOTES TO ACCOUNTS

### (iv) Bond Application Money

(₹ in Crores)

Particulars	As at 31.03.2019		As at 31.03.2018		As at 01.04.2017	
	Face Value	Amortised Cost	Face Value	Amortised Cost	Face Value	Amortised Cost
<b>54EC Capital Gain Tax Exemption Bonds</b>	<b>722.04</b>	<b>720.48</b>	1,469.23	1,469.23	-	-
5.75% Redeemable at par after 5 years from the deemed date of allotment						
<b>Total - Bond Application Money</b>	<b>722.04</b>	<b>720.48</b>	<b>1,469.23</b>	<b>1,469.23</b>	<b>-</b>	<b>-</b>

### 20.2 Details of Unsecured Long-Term Debt Securities

#### (i) Institutional Bonds

(₹ in Crores)

Particulars	As at 31.03.2019		As at 31.03.2018		As at 01.04.2017	
	Face Value	Amortised Cost	Face Value	Amortised Cost	Face Value	Amortised Cost
<b>169th Series</b> - 8.37% Redeemable at par on 07.12.2028	<b>2,554.00</b>	<b>2,620.27</b>	-	-	-	-
<b>168th Series</b> - 8.56% Redeemable at par on 29.11.2028	<b>2,552.40</b>	<b>2,624.99</b>	-	-	-	-
<b>163rd Series</b> - 8.63% Redeemable at par on 25.08.2028	<b>2,500.00</b>	<b>2,627.34</b>	-	-	-	-
<b>162nd Series</b> - 8.55% Redeemable at par on 09.08.2028	<b>2,500.00</b>	<b>2,636.73</b>	-	-	-	-
<b>156th Series</b> - 7.70% Redeemable at par on 10.12.2027	<b>3,533.00</b>	<b>3,614.04</b>	3,533.00	3,613.97	-	-
<b>147th Series</b> - 7.95% Redeemable at par on 12.03.2027	<b>2,745.00</b>	<b>2,745.25</b>	2,745.00	2,745.17	2,745.00	2,754.66
<b>142nd Series</b> - 7.54% Redeemable at par on 30.12.2026	<b>3,000.00</b>	<b>3,055.73</b>	3,000.00	3,055.05	3,000.00	3,056.23
<b>140th Series</b> - 7.52% Redeemable at par on 07.11.2026	<b>2,100.00</b>	<b>2,151.90</b>	2,100.00	2,151.81	2,100.00	2,161.69
<b>136th Series</b> - 8.11% Redeemable at par on 07.10.2025	<b>2,585.00</b>	<b>2,670.69</b>	2,585.00	2,670.51	2,585.00	2,670.34
<b>95-II Series</b> - 8.75% Redeemable at par on 14.07.2025	<b>1,800.00</b>	<b>1,913.49</b>	1,800.00	1,913.51	1,800.00	1,911.93
<b>94th Series</b> - 8.75% Redeemable at par on 09.06.2025	<b>1,250.00</b>	<b>1,339.00</b>	1,250.00	1,338.98	1,250.00	1,343.87
<b>133rd Series</b> - 8.30% Redeemable at par on 10.04.2025	<b>2,396.00</b>	<b>2,452.88</b>	2,396.00	2,452.71	2,396.00	2,452.55
<b>131st Series</b> - 8.35% Redeemable at par on 21.02.2025	<b>2,285.00</b>	<b>2,303.12</b>	2,285.00	2,304.15	2,285.00	2,304.13
<b>130th Series</b> - 8.27% Redeemable at par on 06.02.2025	<b>2,325.00</b>	<b>2,492.75</b>	2,325.00	2,492.58	2,325.00	2,491.89
<b>129th Series</b> - 8.23% Redeemable at par on 23.01.2025	<b>1,925.00</b>	<b>2,063.19</b>	1,925.00	2,063.04	1,925.00	2,062.47



## CONSOLIDATED NOTES TO ACCOUNTS

(₹ in Crores)

Particulars	As at 31.03.2019		As at 31.03.2018		As at 01.04.2017	
	Face Value	Amortised Cost	Face Value	Amortised Cost	Face Value	Amortised Cost
128th Series - 8.57% Redeemable at par on 21.12.2024	2,250.00	2,418.29	2,250.00	2,418.12	2,250.00	2,417.43
114th Series - 8.82% Redeemable at par on 12.04.2023	4,300.00	4,666.20	4,300.00	4,665.88	4,300.00	4,665.58
159th Series - 7.99% Redeemable at par on 23.02.2023	950.00	957.07	950.00	956.94	-	-
155th Series - 7.45% Redeemable at par on 30.11.2022	1,912.00	1,958.62	1,912.00	1,958.39	-	-
111-II Series - 9.02% Redeemable at par on 19.11.2022	2,211.20	2,283.10	2,211.20	2,282.93	2,211.20	2,282.77
152nd Series - 7.09% Redeemable at par on 17.10.2022	1,225.00	1,263.82	1,225.00	1,263.65	-	-
150th Series - 7.03% Redeemable at par on 07.09.2022	2,670.00	2,774.70	2,670.00	2,774.39	-	-
107th Series - 9.35% Redeemable at par on 15.06.2022	2,378.20	2,554.12	2,378.20	2,553.93	2,378.20	2,553.76
167th Series - 8.45% Redeemable at par on 22.03.2022	2,571.80	2,576.88	-	-	-	-
173th Series - 8.35% Redeemable at par on 11.03.2022	2,500.00	2,509.41	-	-	-	-
132nd Series - 8.27% Redeemable at par on 09.03.2022	700.00	750.61	700.00	750.52	700.00	750.28
145th Series - 7.46% Redeemable at par on 28.02.2022	625.00	628.75	625.00	628.65	625.00	628.55
165th Series - 8.83% Redeemable at par on 21.01.2022	2,171.00	2,206.47	-	-	-	-
141st Series - 7.14% Redeemable at par on 09.12.2021	1,020.00	1,037.69	1,020.00	1,037.34	1,020.00	1,041.79
127th Series - 8.44% Redeemable at par on 04.12.2021	1,550.00	1,664.56	1,550.00	1,664.41	1,550.00	1,663.91
105th Series - 9.75% Redeemable at par on 11.11.2021	3,922.20	4,069.16	3,922.20	4,068.06	3,922.20	4,067.65
139th Series - 7.24% Redeemable at par on 21.10.2021	2,500.00	2,574.49	2,500.00	2,574.18	2,500.00	2,578.86
101-III Series - 9.48% Redeemable at par on 10.08.2021	3,171.80	3,363.70	3,171.80	3,363.38	3,171.80	3,363.10
100th Series - 9.63% Redeemable at par on 15.07.2021	1,500.00	1,602.90	1,500.00	1,602.90	1,500.00	1,602.90
174th Series - 8.15% Redeemable at par on 18.06.2021	2,720.00	2,727.18	-	-	-	-
161B Series - 7.73% Redeemable at par on 15.06.2021	800.00	848.86	800.00	802.50	-	-



## CONSOLIDATED NOTES TO ACCOUNTS

(₹ in Crores)

Particulars	As at 31.03.2019		As at 31.03.2018		As at 01.04.2017	
	Face Value	Amortised Cost	Face Value	Amortised Cost	Face Value	Amortised Cost
<b>154th Series</b> - 7.18% Redeemable at par on 21.05.2021	600.00	636.89	600.00	615.06	-	-
<b>157th Series</b> - 7.60% Redeemable at par on 17.04.2021	1,055.00	1,131.27	1,055.00	1,070.69	-	-
<b>158th Series</b> - 7.70% Redeemable at par on 15.03.2021	2,465.00	2,473.14	2,465.00	2,472.82	-	-
<b>98th Series</b> - 9.18% Redeemable at par on 15.03.2021	3,000.00	3,012.83	3,000.00	3,012.83	3,000.00	3,012.83
<b>153rd Series</b> - 6.99% Redeemable at par on 31.12.2020	2,850.00	2,898.98	2,850.00	2,898.63	-	-
<b>97th Series</b> - 8.80% Redeemable at par on 30.11.2020	2,120.50	2,183.11	2,120.50	2,182.96	2,120.50	2,182.83
<b>96th Series</b> - 8.80% Redeemable at par on 26.10.2020	1,150.00	1,193.81	1,150.00	1,193.78	1,150.00	1,193.79
<b>149th Series</b> - 6.87% Redeemable at par on 24.09.2020	2,485.00	2,572.86	2,485.00	2,572.53	-	-
<b>135th Series</b> - 8.36% Redeemable at par on 22.09.2020	2,750.00	2,817.11	2,750.00	2,816.94	2,750.00	2,816.78
<b>144th Series</b> - 7.13% Redeemable at par on 21.09.2020	835.00	840.00	835.00	839.87	835.00	841.05
<b>172nd Series</b> - 8.57% Redeemable at par on 20.08.2020	1,790.00	1,806.05	-	-	-	-
<b>134th Series</b> - 8.37% Redeemable at par on 14.08.2020	2,675.00	2,740.10	2,675.00	2,739.75	2,675.00	2,739.43
<b>143rd Series</b> - 6.83% Redeemable at par on 29.06.2020	1,275.00	1,289.08	1,275.00	1,288.90	1,275.00	1,288.73
<b>148th Series</b> - 7.42% Redeemable at par on 17.06.2020	1,200.00	1,203.42	1,200.00	1,203.24	1,200.00	1,203.08
<b>161A Series</b> - 7.59% Redeemable at par on 13.03.2020	3,000.00	3,010.44	3,000.00	3,010.27	-	-
<b>113th Series</b> - 8.87% Redeemable at par on 09.03.2020	1,542.00	1,550.86	1,542.00	1,550.72	1,542.00	1,550.60
<b>111-I Series</b> - 9.02% Redeemable at par on 19.11.2019	452.80	467.65	452.80	467.61	452.80	467.57
<b>126th Series</b> - 8.56% Redeemable at par on 13.11.2019	1,700.00	1,755.25	1,700.00	1,754.99	1,700.00	1,753.95
<b>125th Series</b> - 9.04% Redeemable at par on 11.10.2019	3,000.00	3,124.59	3,000.00	3,125.66	3,000.00	3,125.27
<b>160th Series</b> - 7.77% Redeemable at par on 16.09.2019	1,450.00	1,510.68	1,450.00	1,459.49	-	-
<b>108-II Series</b> - 9.39% Redeemable at par on 20.07.2019	960.00	1,022.94	960.00	1,022.83	960.00	1,022.73

## CONSOLIDATED NOTES TO ACCOUNTS

(₹ in Crores)

Particulars	As at 31.03.2019		As at 31.03.2018		As at 01.04.2017	
	Face Value	Amortised Cost	Face Value	Amortised Cost	Face Value	Amortised Cost
95-I Series - 8.70% Redeemable at par on 12.07.2019	200.00	212.54	200.00	212.54	200.00	210.11
151st Series - 6.75% Redeemable at par on 26.03.2019	-	-	1,150.00	1,151.02	-	-
137th Series - 8.05% Redeemable at par on 07.12.2018	-	-	2,225.00	2,268.92	2,225.00	2,269.08
146th Series - 6.88% Redeemable at par on 03.09.2018	-	-	3,300.00	3,430.46	3,300.00	3,317.51
112th Series - 8.70% Redeemed at par on 01.02.2018	-	-	-	-	1,500.00	1,520.94
109th Series - 9.25% Redeemed at par on 28.08.2017	-	-	-	-	1,734.70	1,830.00
108-I Series - 9.40% Redeemed at par on 20.07.2017	-	-	-	-	2,125.00	2,264.47
<b>Total - Institutional Bonds</b>	<b>118,253.90</b>	<b>122,201.55</b>	<b>103,069.70</b>	<b>106,530.16</b>	<b>82,284.40</b>	<b>85,437.09</b>

### (ii) Infrastructure Bonds

(₹ in Crores)

Particulars	As at 31.03.2019		As at 31.03.2018		As at 01.04.2017	
	Face Value	Amortised Cost	Face Value	Amortised Cost	Face Value	Amortised Cost
Series-II (2011-12) - Redeemable at par	11.07	18.37	29.50	45.09	29.50	41.97
Series-I (2010-11) - Redeemable at par	80.36	80.38	80.97	80.98	82.14	82.16
<b>Total - Infrastructure Bonds</b>	<b>91.43</b>	<b>98.75</b>	<b>110.47</b>	<b>126.07</b>	<b>111.64</b>	<b>124.13</b>

Details of Infrastructure Bonds issued are as under :

#### Series II (2011-12) allotted on 15.02.2012

(₹ in Crores)

Rate of Interest	As at 31.03.2019	As at 31.03.2018	As at 01.04.2017	Redemption Details
9.15% Cumulative	-	13.44	13.44	Redeemable on the date falling 15 years from the date of allotment with buyback option by bondholders after 7 years
9.15% Annual	-	5.00	5.00	
8.95% Cumulative	5.73	5.72	5.72	Redeemable on the date falling 10 years from the date of allotment
8.95% Annual	1.38	1.38	1.38	
9.15% Cumulative	2.83	2.83	2.83	Redeemable on the date falling 15 years from the date of allotment
9.15% Annual	1.13	1.13	1.13	
<b>Total</b>	<b>11.07</b>	<b>29.50</b>	<b>29.50</b>	

Amounts have been shown at face value

## CONSOLIDATED NOTES TO ACCOUNTS

Series I (2010-11) allotted on 31.03.2011

(₹ in Crores)

Rate of Interest	As at 31.03.2019	As at 31.03.2018	As at 31.03.2017	Redemption Details
8.00%	16.92	17.07	17.40	Redeemable on the date falling 10 years from the date of allotment with buyback option by bondholders after 5/6/7/8/9 years
8.20%	58.04	58.50	59.34	
8.10%	1.61	1.61	1.61	Redeemable on the date falling 10 years from the date of allotment
8.20%	3.79	3.79	3.79	
<b>Total</b>	<b>80.36</b>	<b>80.97</b>	<b>82.14</b>	

Amounts have been shown at face value

### (iii) Zero Coupon Bonds

(₹ in Crores)

Particulars	As at 31.03.2019		As at 31.03.2018		As at 01.04.2017	
	Face Value *	Amortised Cost	Face Value *	Amortised Cost	Face Value *	Amortised Cost
<b>ZCB - Series II</b>	<b>230.11</b>	<b>229.95</b>	211.59	211.43	194.57	194.40
(Net of unamortised discount, 89,510 bonds with face value of ₹ 30,000 each redeemable at par on 03.02.2021)						
<b>ZCB - Series I</b>	<b>1,029.46</b>	<b>1,028.61</b>	951.00	950.12	878.52	877.61
(Net of unamortised discount, 3,92,700 bonds with face value of ₹ 30,000 each redeemable at par on 15.12.2020)						
<b>Total - Zero Coupon Bonds</b>	<b>1,259.57</b>	<b>1,258.56</b>	<b>1,162.59</b>	<b>1,161.55</b>	<b>1,073.09</b>	<b>1,072.01</b>

\* represents the face value net of unamortised discount on issue of Zero Coupon Bonds

### (iv) Foreign Currency Bonds

(₹ in Crores)

Particulars	As at 31.03.2019		As at 31.03.2018		As at 01.04.2017	
	Face Value	Amortised Cost	Face Value	Amortised Cost	Face Value	Amortised Cost
<b>4.625% US \$700 Mn Bonds -</b> Redeemable at par on 13.11.2023	<b>4,841.99</b>	<b>4,882.85</b>	-	-	-	-
<b>4.625% US \$300 Mn Bonds -</b> Redeemable at par on 22.03.2028	<b>2,075.14</b>	<b>1,848.33</b>	1,951.32	1,921.19	-	-
<b>3.875% US \$450 Mn Green Bonds -</b> Redeemable at par on 07.07.2027	<b>3,112.71</b>	<b>2,693.94</b>	2,926.98	2,930.28	-	-
<b>3.068% US \$400 Mn Bonds -</b> Redeemable at par on 18.12.2020	<b>2,766.85</b>	<b>2,746.95</b>	2,601.76	2,621.08	-	-
<b>Total - Foreign Currency Bonds</b>	<b>12,796.69</b>	<b>12,172.07</b>	<b>7,480.06</b>	<b>7,472.55</b>	-	-

## CONSOLIDATED NOTES TO ACCOUNTS

### 20.3 Details of Unsecured Short-Term Debt Securities

#### (i) Commercial Paper

(₹ in Crores)

Particulars	As at 31.03.2019		As at 31.03.2018		As at 01.04.2017	
	Face Value	Amortised Cost	Face Value	Amortised Cost	Face Value	Amortised Cost
Commercial Paper	7,975.00	7,696.32	3,250.00	3,150.44	-	-

#### Details of Commercial Paper outstanding:

(₹ in Crores)

Particulars	As at 31.03.2019		As at 31.03.2018		As at 01.04.2017	
	Face Value	Amortised Cost	Face Value	Amortised Cost	Face Value	Amortised Cost
51st Series - 7.43% Repaid on 04.09.2018	-	-	3,250.00	3,150.44	-	-
57th Series - 8.04% Repayable on 30.04.2019	2,750.00	2,732.99	-	-	-	-
58th Series - 7.60% Repayable on 27.09.2019	1,875.00	1,808.27	-	-	-	-
59th Series - 7.72% Repayable on 30.12.2019	2,350.00	2,222.86	-	-	-	-
60th Series - 7.90% Repayable on 04.03.2020	1,000.00	932.20	-	-	-	-
<b>Total</b>	<b>7,975.00</b>	<b>7,696.32</b>	<b>3,250.00</b>	<b>3,150.44</b>	<b>-</b>	<b>-</b>

#### 21 Borrowings (Other than Debt Securities)

The Company has categorised all borrowings (other than debt securities) at Amortised Cost in accordance with the requirements of Ind AS 109.

(₹ in Crores)

Particulars	As at 31.03.2019		As at 31.03.2018		As at 01.04.2017	
	Principal O/s	Amortised Cost	Principal O/s	Amortised Cost	Principal O/s	Amortised Cost
<b>(A) Secured Long-Term Borrowings</b>						
(i) Term Loans from Others - Financial Institutions	200.00	207.33	400.00	414.82	750.00	776.66
<b>Sub-total (A)</b>	<b>200.00</b>	<b>207.33</b>	<b>400.00</b>	<b>414.82</b>	<b>750.00</b>	<b>776.66</b>
<b>(B) Unsecured Long-Term Borrowings</b>						
(i) Finance Lease Obligations	0.11	0.11	0.11	0.11	0.13	0.13
(ii) Term Loans from Govt. of India	5,000.00	5,121.84	-	-	-	-
(iii) Term Loans from Banks	18,550.00	18,555.08	-	-	-	-
(iv) Term Loans from Financial Institutions	1,000.00	1,000.00	-	-	-	-
(v) Foreign Currency Borrowings	17,637.62	17,450.46	18,515.81	18,404.43	21,080.55	20,923.38
(vi) FCNR (B) Loans	933.81	936.96	1,534.18	1,534.57	-	-
<b>Sub-total (B)</b>	<b>43,121.54</b>	<b>43,064.45</b>	<b>20,050.10</b>	<b>19,939.11</b>	<b>21,080.68</b>	<b>20,923.51</b>

## CONSOLIDATED NOTES TO ACCOUNTS

(₹ in Crores)

Particulars	As at 31.03.2019		As at 31.03.2018		As at 01.04.2017	
	Principal O/s	Amortised Cost	Principal O/s	Amortised Cost	Principal O/s	Amortised Cost
<b>(C) Unsecured Short-Term Borrowings</b>						
(i) FCNR (B) Loans	3,389.39	3,390.76	2,276.54	2,277.49	-	-
<b>Sub-total (C)</b>	<b>3,389.39</b>	<b>3,390.76</b>	<b>2,276.54</b>	<b>2,277.49</b>	<b>-</b>	<b>-</b>
<b>Total - Borrowings (other than Debt Securities) (A to C)</b>	<b>46,710.93</b>	<b>46,662.54</b>	<b>22,726.64</b>	<b>22,631.42</b>	<b>21,830.68</b>	<b>21,700.17</b>
<b>Borrowings (other than Debt Securities) in/ outside India</b>						
(i) Borrowings in India	29,073.31	29,212.08	4,210.83	4,226.99	750.13	776.79
(ii) Borrowings outside India	17,637.62	17,450.46	18,515.81	18,404.43	21,080.55	20,923.38
<b>Total - Borrowings (other than Debt Securities)</b>	<b>46,710.93</b>	<b>46,662.54</b>	<b>22,726.64</b>	<b>22,631.42</b>	<b>21,830.68</b>	<b>21,700.17</b>

### 21.1 Details of Secured Long-term Borrowings - Refer Note 21.8 for details of the security

#### (i) Secured Term Loans from Others - Financial Institutions

(₹ in Crores)

Particulars	As at 31.03.2019		As at 31.03.2018		As at 01.04.2017	
	Principal O/s	Amortised Cost	Principal O/s	Amortised Cost	Principal O/s	Amortised Cost
<b>- Life Insurance Corporation of India (LIC)</b>	<b>200.00</b>	<b>207.33</b>	<b>400.00</b>	<b>414.82</b>	<b>750.00</b>	<b>776.66</b>
Loan repayable in equal annual installments of ₹ 200 crores, next instalment due on 01.10.2019						
<b>Total - Term Loans from Others - Financial Institutions</b>	<b>200.00</b>	<b>207.33</b>	<b>400.00</b>	<b>414.82</b>	<b>750.00</b>	<b>776.66</b>

### 21.2 Details of Unsecured Long-term Borrowings

#### (i) Unsecured Term Loans from Govt. of India

(₹ in Crores)

Particulars	As at 31.03.2019		As at 31.03.2018		As at 01.04.2017	
	Principal O/s	Amortised Cost	Principal O/s	Amortised Cost	Principal O/s	Amortised Cost
<b>- Loan from National Small Savings Fund (NSSF)</b>	<b>5,000.00</b>	<b>5,121.84</b>	<b>-</b>	<b>-</b>	<b>-</b>	<b>-</b>
Loan repayable on 13.12.2028						
<b>Total - Term Loans from Govt.</b>	<b>5,000.00</b>	<b>5,121.84</b>	<b>-</b>	<b>-</b>	<b>-</b>	<b>-</b>

## CONSOLIDATED NOTES TO ACCOUNTS

### (ii) Unsecured Term Loans from Banks

(₹ in Crores)

Particulars	As at 31.03.2019		As at 31.03.2018		As at 01.04.2017	
	Principal O/s	Amortised Cost	Principal O/s	Amortised Cost	Principal O/s	Amortised Cost
<b>- Canara Bank</b>	<b>500.00</b>	<b>500.12</b>	-	-	-	-
Loan repayable on 05.03.2024						
<b>- Corporation Bank</b>	<b>1,000.00</b>	<b>1,000.00</b>	-	-	-	-
Loan repayable in 6 semi annual instalments, first instalment due on 06.09.2021.						
<b>- HDFC Bank</b>	<b>2,000.00</b>	<b>2,000.46</b>	-	-	-	-
Rs. 500 Crore repayable on 29.04.2020, Rs. 300 Crore repayable on 29.09.2023, Rs. 350 Crore repayable on 11.10.2023, Rs. 350 Crore repayable on 06.11.2023, Rs. 500 Crore repayable on 15.01.2024						
<b>- United Bank of India</b>	<b>1,000.00</b>	<b>1,004.50</b>	-	-	-	-
Loan repayable in 4 semi annual instalments, first instalment due on 13.09.2022						
<b>- Bank of India</b>	<b>2,000.00</b>	<b>2,000.00</b>	-	-	-	-
Loan repayable in 8 quarterly instalments, first instalment due on 05.05.2022						
<b>- Punjab National Bank</b>	<b>3,500.00</b>	<b>3,500.00</b>	-	-	-	-
Rs. 2,000 Crore repayable in 3 annual instalments and first instalment due on 14.09.2021, Rs. 1,500 Crore repayable in 3 annual instalments and first instalment due on 20.02.2022						
<b>- State Bank of India</b>	<b>7,300.00</b>	<b>7,300.00</b>	-	-	-	-
Rs. 5,000 Crore repayable in 3 annual instalments and first instalment due on 15.10.2021, Rs. 2,300 Crore repayable in 5 annual instalments and first instalment due on 05.09.2020						
<b>- Oriental Bank of Commerce</b>	<b>750.00</b>	<b>750.00</b>	-	-	-	-
Loan repayable in 8 semi-annual instalments, first instalment due on 05.09.2021						
<b>- Union Bank of India</b>	<b>500.00</b>	<b>500.00</b>	-	-	-	-
Loan repayable in 6 semi-annual instalments, first instalment due on 31.07.2021						
<b>Total - Unsecured Term Loans from Banks</b>	<b>18,550.00</b>	<b>18,555.08</b>	-	-	-	-

## CONSOLIDATED NOTES TO ACCOUNTS

### (iii) Unsecured Term Loans from Others - Financial Institutions

(₹ in Crores)

Particulars	As at 31.03.2019		As at 31.03.2018		As at 01.04.2017	
	Principal O/s	Amortised Cost	Principal O/s	Amortised Cost	Principal O/s	Amortised Cost
- Indian Infrastructure Finance Company Ltd. (IIFCL)	1,000.00	1,000.00	-	-	-	-
Repayable on 04.06.2022						
<b>Total - Term Loans from Others - Financial Institutions</b>	<b>1,000.00</b>	<b>1,000.00</b>	<b>-</b>	<b>-</b>	<b>-</b>	<b>-</b>

### (iv) Foreign Currency Borrowings

(₹ in Crores)

Particulars	As at 31.03.2019		As at 31.03.2018		As at 01.04.2017	
	Principal O/s	Amortised Cost	Principal O/s	Amortised Cost	Principal O/s	Amortised Cost
<b>(1) ODA Loans - Guaranteed by Govt. of India</b>						
<b>JICA Loan</b> - 0.75% JICA-I loan repayable in half-yearly instalments till 20.03.2021, next instalment falling due on 20.09.2019 and 0.65% JICA-II loan repayable in half-yearly instalments till 20.03.2023, next instalment falling due on 20.09.2019	131.40	131.43	252.32	252.62	407.49	407.93
<b>3.73% KfW Loan</b> - Repaid in half-yearly instalments of €3.68 Mn, last instalment paid on 30.06.2018	-	-	59.41	59.96	102.05	102.91
<b>2.89% KfW-II Loan</b> - Repayable in equal half-yearly instalments of €3.88 Mn, next instalment falling due on 30.06.2019	120.87	121.66	188.12	189.24	215.44	216.58
<b>1.86% KfW-III Loan</b> - Repayable in equal half-yearly instalments of €5.26 Mn, next instalment falling due on 30.06.2019	449.87	449.13	551.63	549.71	546.70	543.78
<b>Sub-Total (1)</b>	<b>702.14</b>	<b>702.22</b>	<b>1,051.48</b>	<b>1,051.53</b>	<b>1,271.68</b>	<b>1,271.20</b>
<b>(2) Bilateral/ Syndicated Loans</b>						
<b>₹19.029 Bn</b> - Repaid on 10.04.2017	-	-	-	-	1,102.92	1,102.93
<b>US \$285 Mn</b> - Repaid on 02.12.2018	-	-	1,853.76	1,865.63	1,847.90	1,847.11
<b>US \$250 Mn</b> - \$57.5 Mn repaid on 26.11.2017 and \$ 192.5 Mn repayable on 29.05.2019	1,331.55	1,346.66	1,252.10	1,253.95	1,620.97	1,621.87
<b>US \$400 Mn</b> - Repaid on 27.12.2017	-	-	-	-	2,593.54	2,591.16
<b>US \$400 Mn</b> - Repaid on 26.03.2018	-	-	-	-	2,593.54	2,577.57
<b>US \$300 Mn</b> - Repayable on 29.07.2020	2,075.14	2,076.19	1,951.32	1,941.05	1,945.16	1,924.40

## CONSOLIDATED NOTES TO ACCOUNTS

(₹ in Crores)

Particulars	As at 31.03.2019		As at 31.03.2018		As at 01.04.2017	
	Principal O/s	Amortised Cost	Principal O/s	Amortised Cost	Principal O/s	Amortised Cost
US \$250 Mn - \$150 Mn & \$100 Mn repaid on 18.09.2018 and 19.11.2018 respectively	-	-	1,626.10	1,623.66	1,620.97	1,610.80
US \$300 Mn - Repayable on 01.12.2020	2,075.14	2,067.94	1,951.32	1,935.58	1,945.16	1,920.94
US \$250 Mn - Repaid on 05.02.2019	-	-	1,626.10	1,622.35	1,620.97	1,608.53
US \$120 Mn - Repaid on 21.03.2019	-	-	780.53	777.67	778.06	771.32
US \$100 Mn - Repayable on 05.10.2021	691.71	678.55	650.44	641.64	648.39	634.81
US \$230 Mn - Repayable on 19.01.2022	1,590.94	1,551.91	1,496.01	1,456.23	1,491.29	1,440.74
US \$200 Mn - Repayable on 28.07.2022	1,383.43	1,365.67	1,300.88	1,275.14	-	-
US \$57.50 Mn - Repayable on 29.05.2019	397.73	396.82	374.00	374.48	-	-
US \$240 Mn - Repayable on 26.03.2021	1,660.11	1,631.60	1,561.06	1,551.38	-	-
US \$160 Mn - Repayable on 26.03.2021	1,106.74	1,087.77	1,040.71	1,034.14	-	-
US \$250 Mn - Repayable on 08.08.2023	1,729.28	1,721.63	-	-	-	-
¥ 10,327.12 Mn - Repayable on 31.08.2023	645.65	624.64	-	-	-	-
US \$250 Mn - Repayable on 27.03.2024	1,729.28	1,696.87	-	-	-	-
US \$75 Mn - Repayable on 29.03.2024	518.78	501.99	-	-	-	-
<b>Sub-Total (2)</b>	<b>16,935.48</b>	<b>16,748.24</b>	<b>17,464.33</b>	<b>17,352.90</b>	<b>19,808.87</b>	<b>19,652.18</b>
<b>Total - Foreign Currency Borrowing (1+2)</b>	<b>17,637.62</b>	<b>17,450.46</b>	<b>18,515.81</b>	<b>18,404.43</b>	<b>21,080.55</b>	<b>20,923.38</b>

### (v) FCNR (B) Loans

(₹ in Crores)

Particulars	As at 31.03.2019		As at 31.03.2018		As at 01.04.2017	
	Principal O/s	Amortised Cost	Principal O/s	Amortised Cost	Principal O/s	Amortised Cost
US \$235.87 Mn - Repaid on 12.02.2019	-	-	1,534.18	1,534.57	-	-
US \$135 Mn - \$60 Mn repayable on 04.09.2021 and \$75 Mn repayable on 22.10.2021	933.81	936.96	-	-	-	-
<b>Total - FCNR (B) Loans</b>	<b>933.81</b>	<b>936.96</b>	<b>1,534.18</b>	<b>1,534.57</b>	<b>-</b>	<b>-</b>



## CONSOLIDATED NOTES TO ACCOUNTS

### 21.3 Unsecured Short-Term Borrowings

#### (i) FCNR (B) Loans

(₹ in Crores)

Particulars	As at 31.03.2019		As at 31.03.2018		As at 01.04.2017	
	Principal O/s	Amortised Cost	Principal O/s	Amortised Cost	Principal O/s	Amortised Cost
US\$100 Mn - Repaid on 21.09.2018	-	-	650.44	650.72	-	-
US\$100 Mn - Repaid on 07.12.2018	-	-	650.44	650.71	-	-
US\$150 Mn - Repaid on 28.03.2019	-	-	975.66	976.06	-	-
US\$150 Mn - Repayable on 31.08.2019	1,037.57	1,037.97	-	-	-	-
US\$100 Mn - Repayable on 09.12.2019	691.71	691.99	-	-	-	-
US\$100 Mn - Repayable on 19.12.2019	691.71	692.00	-	-	-	-
US\$140 Mn - Repayable on 11.01.2020	968.40	968.80	-	-	-	-
<b>Total - FCNR (B) Loans</b>	<b>3,389.39</b>	<b>3,390.76</b>	<b>2,276.54</b>	<b>2,277.49</b>	-	-

21.4 There has been no default as on the Balance Sheet date in repayment of borrowings and interest.

21.5 Term Loans from Govt./ banks/ financial institutions as mentioned in Note No. 21.1 (i) and 21.2 (i) to (iii) have been raised at interest rates ranging from 8.15% to 9.20% payable on monthly/ quarterly/ semi annual rests.

21.6 Foreign Currency Borrowings in Note No. 21.2 (iv) (2) have been raised at interest rates ranging from a spread of 65 bps to 150 bps over 6 Months' USD/JPY LIBOR (London Inter Bank Offered Rate)

21.7 Subsequent to the announcement of the strategic sale of Government of India's existing 52.63% of total paid up equity shareholding in REC Limited to Power Finance Corporation Ltd. (PFC), the Company had undertaken a consent solicitation exercise during the financial year ended 31st March 2019 for the modification in the 'Change of Control' covenant of certain External Commercial Borrowings (ECBs). In terms of the approval of the Reserve Bank of India and in compliance with the extant ECB framework, the Company has paid Consent Fees to the international bondholders/ lenders consenting to such modification, falling within the prescribed annual all-in-cost ceiling considering the remaining maturities of the related borrowings. The Company has accordingly amortised the Consent Fees as per Effective Interest Rate (EIR) method under Ind-AS 109 over the remaining maturities of the ECBs.

#### 21.8 Security Details of Secured Debt Securities and Borrowings

For all the secured bonds issued by the Company and outstanding as at 31st March 2019, 100% security cover has been maintained by way of mortgage on certain immovable properties and/or charge on the receivables of the Company.

The Bond Series 90, 90 B-II, 90 C-II, 91-II and 92-II of Institutional Bonds are secured by a charge on (a) mortgage of Flat no. 640, Asiad Games Village, New Delhi and (b) pari passu charge on the receivables of our Company, both present and future, save and except receivables hypothecated to Vistra ITCL (India) Ltd. (formerly known as IL&FS Trust Company Ltd.) on the basis of joint hypothecation agreement dated 24th September, 2010 in favour of IDBI Trusteeship Services Ltd.

The Bond Series 122 of Institutional Bonds is secured by a charge on first pari passu charge on the book debts of the issuer both present & future which are charged to other lenders/ trustees and as may be agreed between the issuer and the trustee, pursuant to the terms of the Debenture /Bond Trust cum Hypothecation Deed with a minimum security cover of one time of the aggregate face value amount of the bonds outstanding at all times in favor of IDBI Trusteeship Services Ltd.

The Bond Series 123-I and 123-IIIB of Institutional Bonds are secured by way of first pari passu charge on the specified immovable property and the book debts of the Issuer which are charged to other lender / trustee and as may be agreed between the Issuer and the Trustee, pursuant to the terms of the Bond Trust Deed with a minimum security cover of one time of the aggregate face value of amount of bonds outstanding at all times and amount of interest due thereon in favor of IDBI Trusteeship Services Ltd.

Tax Free Bonds issued during FY 2011-12 are secured by first pari passu charge on premises at Shop No. 12, Ground Floor, Block No. 35, Church Road, Mylapore, Chennai and hypothecation of receivables of ₹ 4,998.66 Crores of MSEDCL in favour of Vistra ITCL (India) Ltd. (formerly known as IL&FS Trust Company Ltd.).

## CONSOLIDATED NOTES TO ACCOUNTS

Tax Free Bonds issued during FY 2013-14 are secured by first pari passu charge on the book debts (other than those that are exclusively charged/earmarked to lenders / other Trustees) of the Company in favour of SBICap Trustee Company Ltd.

The Bond Series X, XI and XII of 54EC Capital Gain Tax Exemption Bonds and Tax Free Bonds issued during FY 2012-13 & 2015-16 are secured by first pari passu charge on (a) mortgage of premises at Sub Plot No. 8, TPS No 2, FP No. 584P, situated at Village Subhanpura, Distt Vadodara and (b) hypothecation of receivables (other than those that are exclusively charged/ earmarked to lenders / other Trustees) in favour of SBICap Trustee Company Ltd.

The term loan from Life Insurance Corporation of India is secured by a charge on the receivables of our Company, both present and future, save and except certain specific receivables hypothecated to Vistra ITCL (India) Ltd. (formerly known as IL&FS Trust Company Ltd.) on the basis of joint hypothecation agreement dated 24th September, 2010 in favour of IDBI Trusteeship Services Ltd.

Refer Note No. 9 and 16.2 for the carrying value of receivables and Property, Plant and Equipment (PPE) pledged as security.

### 22 Subordinated Liabilities

The Company has categorised all debt securities at amortised cost in accordance with the requirements of Ind AS 109.

(₹ in Crores)

Particulars	As at 31.03.2019		As at 31.03.2018		As at 01.04.2017	
	Face Value	Amortised Cost	Face Value	Amortised Cost	Face Value	Amortised Cost
(i) 175th Series - Subordinate Tier-II Bonds - 8.97% Redeemable at par on 28.03.2029	2,151.20	2,151.24	-	-	-	-
(i) 115th Series - Subordinate Tier-II Bonds - 8.06% Redeemable at par on 31.05.2023	2,500.00	2,667.52	2,500.00	2,667.36	2,500.00	2,667.21
<b>Total - Subordinated Liabilities</b>	<b>4,651.20</b>	<b>4,818.76</b>	<b>2,500.00</b>	<b>2,667.36</b>	<b>2,500.00</b>	<b>2,667.21</b>
<b>Subordinated Liabilities in/ outside India</b>						
(i) Borrowings in India	4,651.20	4,818.76	2,500.00	2,667.36	2,500.00	2,667.21
(ii) Borrowings outside India	-	-	-	-	-	-
<b>Total - Subordinated Liabilities</b>	<b>4,651.20</b>	<b>4,818.76</b>	<b>2,500.00</b>	<b>2,667.36</b>	<b>2,500.00</b>	<b>2,667.21</b>

#### 22.1 Ratings assigned by credit rating agencies and migration of ratings during the year

##### Domestic Credit Ratings

Particulars	Long Term Rating	Short Term Rating
CRISIL	CRISIL AAA	CRISIL A1+
ICRA	ICRA AAA	ICRA A1+
CARE	CARE AAA	CARE A1+
India Ratings and Research	IND AAA	IND A1+

##### International Credit Ratings

Particulars	Rating	Outlook
Fitch Ratings	BBB-	Stable
Moody's	Baa3	Stable

There has been no migration of ratings during the year.

## CONSOLIDATED NOTES TO ACCOUNTS

### 22.2 Reconciliation between carrying values and the actual amounts outstanding in respect of Borrowings:

(₹ in Crores)

Particulars	Debt Securities	Other Borrowings	Subordinated Liabilities	Total
<b>As at 31st March 2019</b>				
<b>Total Amount as per Ind-AS</b>	<b>192,767.51</b>	<b>46,662.54</b>	<b>4,818.76</b>	<b>244,248.81</b>
Less: Interest accrued on Borrowings classified under the same head as per Ind-AS	(6,060.00)	(207.10)	(169.96)	(6,437.06)
Less: Finance Lease Obligations classified under the same head as per Ind-AS	-	(0.11)	-	(0.11)
Add: Ind-AS Adjustments in respect of transaction costs at Effective Interest Rate (EIR)	1,146.37	255.49	2.40	1,404.26
<b>Total Borrowings Outstanding</b>	<b>187,853.88</b>	<b>46,710.82</b>	<b>4,651.20</b>	<b>239,215.90</b>
<b>As at 31st March 2018</b>				
<b>Total Amount as per Ind-AS</b>	179,067.85	22,631.42	2,667.36	204,366.63
Less: Interest accrued on Borrowings classified under the same head as per Ind-AS	(5,834.24)	(84.64)	(168.38)	(6,087.26)
Less: Finance Lease Obligations classified under the same head as per Ind-AS	-	(0.11)	-	(0.11)
Add: Ind-AS Adjustments in respect of transaction costs at Effective Interest Rate (EIR)	260.90	179.86	1.02	441.78
<b>Total Borrowings Outstanding</b>	<b>173,494.51</b>	<b>22,726.53</b>	<b>2,500.00</b>	<b>198,721.04</b>
<b>As at 1st April 2017</b>				
<b>Total Amount as per Ind-AS</b>	148,650.96	21,700.17	2,667.21	173,018.34
Less: Interest accrued on Borrowings classified under the same head as per Ind-AS	(5,633.30)	(101.81)	(168.38)	(5,903.49)
Less: Finance Lease Obligations classified under the same head as per Ind-AS	-	(0.13)	-	(0.13)
Add: Ind-AS Adjustments in respect of transaction costs at Effective Interest Rate (EIR)	98.74	232.32	1.17	332.23
<b>Total Borrowings Outstanding</b>	<b>143,116.40</b>	<b>21,830.55</b>	<b>2,500.00</b>	<b>167,446.95</b>

### 23 Other Financial Liabilities

(₹ in Crores)

Particulars	As at 31.03.2019	As at 31.03.2018	As at 01.04.2017
<b>(A) Unpaid Dividends</b>	<b>4.15</b>	3.49	2.75
<b>(B) Bond Application Money refundable and interest accrued thereon</b>	<b>0.05</b>	-	-
<b>(C) Unpaid Principal &amp; Interest on Bonds</b>			
- Matured Bonds & Interest Accrued thereon	39.52	47.03	51.54
- Interest on Bonds	15.91	14.27	15.19
<b>Sub-total (C)</b>	<b>55.43</b>	<b>61.30</b>	<b>66.73</b>

## CONSOLIDATED NOTES TO ACCOUNTS

(₹ in Crores)

Particulars	As at 31.03.2019	As at 31.03.2018	As at 01.04.2017
<b>(D) Funds Received from Govt. of India for Disbursement as Subsidy/ Grant (cumulative)</b>	<b>77,717.88</b>	57,141.98	46,154.67
Add: Interest on Subsidy/ Grant (net of refund)	42.57	24.41	2.18
Less: Disbursed to Beneficiaries (cumulative)	(76,903.42)	(56,699.84)	(46,131.01)
Undisbursed Funds to be disbursed as Subsidy/ Grant	857.03	466.55	25.84
<b>(E) Payables towards Bonds Fully serviced by Govt. of India</b>	<b>17,996.06</b>	4,007.17	-
<b>(F) Payable towards funded staff benefits</b>	<b>31.78</b>	2.84	13.63
<b>(G) Other Liabilities</b>	<b>282.57</b>	161.70	151.13
<b>Total (A to G)</b>	<b>19,227.07</b>	<b>4,703.05</b>	<b>260.08</b>

### 23.1 Subsidy Under Accelerated Generation & Supply Programme (AG&SP):

The Company is maintaining an Interest Subsidy Fund Account and was given AG&SP subsidy (for disbursement to the eligible borrowers) by Govt. of India at net present value calculated at indicative rates and year in accordance with GOI's letter vide D.O.No. 32024/17/97-PFC dated 23.09.1997 and O.M.No.32024/23/2001-PFC dated 07.03.2003 irrespective of the actual repayment schedule, moratorium year and duration of repayment of the eligible schemes. The impact of difference between the indicative rate and year considered at the time of drawl and the actual can be ascertained only after the end of the respective schemes.

Net amount of ₹ 0.63 Crores as at 31st March 2019 (₹ 0.53 Crores as at 31st March 2018, ₹ 0.86 Crores as at 1st April 2017) represents the balance amount of interest subsidy fund, which is to be passed on to the borrowers against their interest liability arising in future, under Accelerated Generation & Supply Programme (AG&SP), which comprises of the following :-

(₹ in Crores)

Particulars	FY 2018-19	FY 2017-18
Opening Balance of Interest Subsidy Fund	0.53	0.86
Add: Interest earned during the year	0.11	0.02
Less: Interest subsidy passed on to the borrower	0.01	0.35
Closing Balance of Interest Subsidy Fund	0.63	0.53

**23.2** Government of India has appointed REC Ltd. as a nodal agency for implementation of Deen Dayal Upadhyaya Gram Jyoti Yojna (DDUGJY). The funds received for disbursement to various agencies under the scheme are kept in a separate bank account. The undisbursed funds for the scheme (including the funds received under erstwhile RGGVY Scheme) including interest earned thereto are classified under "Undisbursed Subsidy/ grant" under the head "Other Financial Liabilities".

During the year, interest earned of ₹ 25.03 Crores (Previous year ₹ 18.15 Crores) has been taken to DDUGJY Subsidy account. Further, during the year, an amount of ₹ 23.51 crores (Previous year ₹ 10.33 crores) has been refunded back to MoP out of the total interest on subsidy.

**23.3** The movement in Interest on Subsidy/ Grant is explained as under:

(₹ in Crores)

Particulars	FY 2018-19	FY 2017-18
Opening Balance	24.41	2.18
Add: Interest earned during the year	93.70	33.77
Less: Amount refunded to Govt. during the year	75.53	11.32
Less: Disbursement out of Interest earned on account of AG&SP Grant	0.01	0.22
Closing Balance	42.57	24.41

## CONSOLIDATED NOTES TO ACCOUNTS

**23.4** For meeting GOI's funding requirement of DDUGJY Scheme, during the year, the Company has raised an aggregate amount of ₹ 13,827 crores (Previous year ₹ 4,000 crores) through unsecured, redeemable, non-convertible, taxable bonds in the nature of debentures of face value of ₹ 10 lacs at par on private placement basis. As per Ministry of Power (MoP) letter dated 16th July 2018 and 19th July 2018, the repayment of principal and interest of the above bonds shall be made by Gol by making suitable budget provisions in the demand of Ministry of Power. Accordingly, the amount of such bonds along-with interest is also appearing as recoverable by the Company from Govt. of India.

Details of the Gol Fully Serviced Bonds raised are as follows:

Particulars	Coupon Rate	Interest Frequency	Redemption Date	(₹ in Crores)		
				As at 31.03.2019	As at 31.03.2018	As at 01.04.2017
<b>Gol-I Series</b>	8.09%	Semi-annual	21/03/2028	<b>1,837.00</b>	1,837.00	-
<b>Gol-II Series</b>	8.01%	Semi-annual	24/03/2028	<b>1,410.00</b>	1,410.00	-
<b>Gol-III Series</b>	8.06%	Semi-annual	27/03/2028	<b>753.00</b>	753.00	-
<b>Gol-IV Series</b>	8.70%	Semi-annual	28/09/2028	<b>3,000.00</b>	-	-
<b>Gol-V Series</b>	8.54%	Semi-annual	15/11/2028	<b>3,600.00</b>	-	-
<b>Gol-VI Series</b>	8.80%	Semi-annual	22/01/2029	<b>2,027.00</b>	-	-
<b>Gol-VII Series</b>	8.60%	Semi-annual	08/03/2029	<b>1,200.00</b>	-	-
<b>Gol-VIII Series</b>	8.30%	Semi-annual	25/03/2029	<b>4,000.00</b>	-	-
<b>Total</b>				<b>17,827.00</b>	<b>4,000.00</b>	-

Amounts have been shown at face value

### 24 Current tax liabilities (net)

Particulars	(₹ in Crores)		
	As at 31.03.2019	As at 31.03.2018	As at 01.04.2017
Provision for Income Tax	-	27.32	40.95
Less: Advance Income-tax & TDS	-	(26.81)	(40.40)
<b>Current tax liabilities (Net)</b>	<b>-</b>	<b>0.51</b>	<b>0.55</b>

### 25 Provisions

Particulars	(₹ in Crores)		
	As at 31.03.2019	As at 31.03.2018	As at 01.04.2017
<b>Provisions for</b>			
<b>(A) Employee Benefits</b>			
Earned Leave Liability	<b>11.80</b>	10.17	31.25
Post Retirement Medical Benefits	-	105.19	97.15
Medical Leave Liability	<b>21.67</b>	19.77	19.27
Settlement Allowance	<b>1.42</b>	1.24	1.27
Economic Rehabilitation Scheme	<b>3.69</b>	3.34	3.45
Long Service Award	<b>1.24</b>	2.57	2.83
Incentive	<b>46.99</b>	19.19	20.34
Pay Revision	<b>13.06</b>	58.90	14.59
Loyalty Bonus	<b>0.37</b>	0.21	0.15
Sub-total (A)	<b>100.24</b>	<b>220.58</b>	<b>190.30</b>

## CONSOLIDATED NOTES TO ACCOUNTS

(₹ in Crores)

Particulars	As at 31.03.2019	As at 31.03.2018	As at 01.04.2017
<b>(B) Others</b>			
Expected Credit Loss on Letters of Comfort	-	0.16	23.97
<b>Sub-total (B)</b>	<b>-</b>	<b>0.16</b>	<b>23.97</b>
<b>Total (A+B)</b>	<b>100.24</b>	<b>220.74</b>	<b>214.27</b>

### 26 Other Non-financial Liabilities

(₹ in Crores)

Particulars	As at 31.03.2019	As at 31.03.2018	As at 01.04.2017
<b>(A) Income Received in Advance</b>	<b>2.63</b>	5.27	8.41
<b>(B) Sundry Liabilities Account (Interest Capitalisation)</b>	<b>21.99</b>	45.99	-
<b>(C) Unamortised Fee on Undisbursed Loans</b>	<b>25.76</b>	10.10	6.50
<b>(D) Advance received from Govt. towards Govt. Schemes</b>	<b>16.20</b>	4.53	2.51
<b>(E) Statutory Dues</b>	<b>37.31</b>	44.43	31.26
<b>(F) Other Liabilities</b>	<b>0.71</b>	0.01	-
<b>Total (A to F)</b>	<b>104.60</b>	<b>110.33</b>	<b>48.68</b>

### 27 Equity Share Capital

(₹ in Crores)

Particulars	As at 31.03.2019		As at 31.03.2018		As at 01.04.2017	
	No. of Shares	Amount	No. of Shares	Amount	No. of Shares	Amount
<b>Authorised :</b>						
Equity shares of ₹ 10 each	5,000,000,000	5,000.00	5,000,000,000	5,000.00	5,000,000,000	5,000.00
<b>Issued, Subscribed and Paid up :</b>						
Fully paid up Equity shares of ₹ 10 each	1,974,918,000	1,974.92	1,974,918,000	1,974.92	1,974,918,000	1,974.92
<b>Total</b>	<b>1,974,918,000</b>	<b>1,974.92</b>	<b>1,974,918,000</b>	<b>1,974.92</b>	<b>1,974,918,000</b>	<b>1,974.92</b>

#### 27.1 Reconciliation of the number of shares outstanding at the beginning and at the end of the year

(₹ in Crores)

Particulars	FY 2018-19		FY 2017-18	
	No. of Shares	Amount	No. of Shares	Amount
Share Capital at the beginning of the year	1,974,918,000	1,974.92	1,974,918,000	1,974.92
Add: Bonus shares issued & allotted during the year	-	-	-	-
<b>Share Capital at the end of the year</b>	<b>1,974,918,000</b>	<b>1,974.92</b>	<b>1,974,918,000</b>	<b>1,974.92</b>

## CONSOLIDATED NOTES TO ACCOUNTS

### 27.2 Allotment of Bonus Shares during the year and during preceding five years

During the current year and preceding five years, no bonus shares were issued by the Company except in the FY 2016-17, when the Company had allotted 98,74,59,000 Equity Shares as fully paid up by way of bonus shares.

27.3 The Company has neither issued any equity shares pursuant to contract without payment being received in cash nor has there been any buy-back of shares in the current year and five years immediately preceding the balance sheet date.

### 27.4 Rights, Preferences and Restrictions attached to Equity shares

The holders of the equity shares of the Company are entitled to receive dividends as and when declared by the Company and enjoy proportionate voting rights in case any resolution is put to vote. Further, the shareholders have all such rights, as may be available to a shareholder of a listed public company, under the Companies Act, 2013 and rules made thereunder, Companies Act, 1956 (to the extent applicable), SEBI (Listing Obligations and Disclosure Requirements) Regulations, 2015 and Memorandum of Association and Articles of Association of the Company.

### 27.5 Shareholders holding more than 5% of fully paid-up equity shares as at Balance Sheet date:

(₹ in Crores)

Particulars	As at 31.03.2019		As at 31.03.2018		As at 01.04.2017	
	No. of Shares	Percentage	No. of Shares	Percentage	No. of Shares	Percentage
<b>The President of India</b>	-	<b>0.00%</b>	1,151,678,783	58.32%	1,162,504,472	58.86%
Power Finance Corporation Ltd.	<b>1,039,495,247</b>	<b>52.63%</b>	95,904	0.00%	95,904	0.00%
HDFC Trustee Company Ltd. A/c HDFC Hybrid Debt Fund	<b>114,683,937</b>	<b>5.81%</b>	46,084,438	2.33%	34,722,538	1.76%
Life Insurance Corporation of India	<b>54,913,706</b>	<b>2.78%</b>	55,151,984	2.79%	126,322,504	6.40%

During the financial year 2018-19, the President of India acting through Ministry of Power, Government of India divested/sold the shareholding in the Company as below:

Particulars	Period	No. of Shares	Percentage
Holding of the President of India as on 01-04-2018		1,151,678,783	58.32%
Disinvestment through Bharat 22 ETF	June 2018	(6,473,244)	-0.33%
Disinvestment through CPSE ETF Further Fund Offer 3 (FFO 3)	December 2018	(101,470,139)	-5.14%
Disinvestment through Bharat 22 ETF Additional Offering Period (AOP)	February 2019	(4,336,057)	-0.22%
Sale of Stake to Power Finance Corporation Ltd.	March 2019	(1,039,399,343)	-52.63%
Holding of the President of India as on 31-03-2019		-	0.00%

### 27.6 Details of equity shares held by the Holding Company, including the subsidiaries and associates

(₹ in Crores)

Name of the Company	As at 31.03.2019		As at 31.03.2018		As at 01.04.2017	
	No. of Shares	Percentage	No. of Shares	Percentage	No. of Shares	Percentage
Power Finance Corporation Ltd.	<b>1,039,495,247</b>	<b>52.63%</b>	95,904	0.00%	95,904	0.00%



## CONSOLIDATED NOTES TO ACCOUNTS

### 28 Other Equity

(₹ in Crores)

Particulars	As at 31.03.2019	As at 31.03.2018	As at 01.04.2017
<b>(A) Other Reserves</b>			
(i) Securities Premium	2,236.54	2,236.54	2,236.54
(ii) Debenture Redemption Reserve	1,318.13	1,121.54	924.95
(iii) Special Reserve created u/s 36(1) (viii) of the Income Tax Act, 1961	15,136.78	13,813.19	12,230.70
(iv) Reserve for Bad and doubtful debts u/s 36(1)(viiia) of the Income Tax Act, 1961	3,034.72	2,761.10	2,425.30
(v) Reserve Fund u/s 45-IC of Reserve Bank of India Act, 1934	1,153.00	-	-
(vi) Foreign Currency Monetary Item Translation Difference Account	(764.82)	(86.29)	203.78
(vii) General Reserve	5,230.54	5,230.54	4,730.54
<b>(B) Retained Earnings</b>	<b>5,088.19</b>	<b>5,344.37</b>	<b>5,900.84</b>
<b>(C) Other Comprehensive Income (OCI)</b>			
Share of Other Comprehensive Income/ (loss) of Joint Venture accounted for using equity method	1.46	1.46	-
- Equity Instruments through Other Comprehensive Income	136.88	190.24	181.86
<b>Total - Other Equity</b>	<b>32,571.42</b>	<b>30,612.69</b>	<b>28,834.51</b>

Additions and deductions to the components of 'Other Equity' has been disclosed in 'Statement of Changes in Equity'.

#### 28.1 Draw down from Reserves

No amount has been drawn from the reserves during the financial year 2018-19 and financial year 2017-18.

#### 28.2 Securities Premium

Securities Premium represents the premium received by the Company on issue of shares and debt securities. It is utilised in accordance with the provisions of the Companies Act, 2013.

#### 28.3 Debenture Redemption Reserve (DRR)

In accordance with provisions of Section 71(4) of the Companies Act, 2013 as further clarified by the Companies (Share Capital and Debentures) Rules, 2014 issued by Ministry of Corporate Affairs, Govt. of India, the company creates Debenture Redemption Reserve (DRR) upto 25% of the value of debentures issued through public issue as per present SEBI (Issue and Listing of Debt Securities) Regulations, 2008 during the maturity period of such debentures, and no DRR is required in the case of privately placed debentures. The amounts credited to the DRR may not be utilised except to redeem debentures. On redemption of debentures, the amount may be transferred from DRR to retained earnings.

#### 28.4 Foreign Currency Monetary Item Translation Difference Account

The company had opted towards an irrevocable option for amortising the foreign exchange fluctuation loss/gain on the long term foreign currency monetary items over the balance period of such items in accordance with Para 46A of the erstwhile applicable Accounting Standard 11 'The Effects of Changes in Foreign Exchange Rates'. Ind AS 101 allows an entity to continue the policy adopted for accounting for exchange differences arising from translation of long-term foreign currency monetary items recognised in the financial statements for the period ending immediately before the beginning of the first Ind AS financial reporting period as per the previous GAAP. The balance in this account represents the unamortised gain/ (loss) which will be amortised over the balance period of the eligible long term foreign currency monetary liabilities.

#### 28.5 Special Reserve created u/s 36(1) (viii) of the Income Tax Act, 1961

Special Reserve created u/s 36(1) (viii) of the Income Tax Act, 1961 is maintained by the Company in order to enable the Company to avail tax benefits. As per section 36(1)(viii) of the Income Tax Act, 1961, the company is eligible for deduction not exceeding 20% of profit derived from long term finance activity, provided such amount is transferred and maintained in special reserve account.



## CONSOLIDATED NOTES TO ACCOUNTS

### 28.6 Reserve for Bad and doubtful debts u/s 36(1)(viiia) of the Income Tax Act, 1961

Reserve for Bad and doubtful debts u/s 36(1)(viiia) of the Income Tax Act, 1961 is maintained by the Company in order to enable the Company to avail tax benefits. As per Section 36(1)(viiia) of the Income Tax Act, 1961, the Company is eligible to avail deduction in respect of any provision/ reserve made for bad and doubtful debts, not exceeding five per cent of the total income as per Income Tax Act. The reserve so maintained shall be primarily utilised for adjustment of actual bad debts or part thereof.

### 28.7 Reserve Fund u/s 45-IC of Reserve Bank of India Act, 1934

Till the financial year 2017-18, the Company, being a Govt. NBFC, was exempt from creation and maintenance of Reserve Fund as specified u/s 45-IC of Reserve Bank of India Act, 1934. However, the said exemption has been withdrawn by the Reserve Bank of India (RBI) vide Notification No. DNBR (PD) CC.No.092/03.10.001/2017-18 dated 31st May 2018. Accordingly, the Company is now creating the Reserve Fund as required u/s 45IC of RBI Act, 1934, wherein at least 20% of net profit every year will be transferred before the declaration of dividend. No appropriation is allowed to be made from the reserve fund except for the purpose as may be specified by the Bank from time to time and further, any such appropriation is also required to be reported to the Bank within 21 days from the date of such withdrawal.

### 28.8 General Reserve

In view of the erstwhile provisions of the Companies Act, 1956, the Company had transferred certain percentage of the profits to General Reserve before declaration of dividend. However, Companies Act, 2013 does not mandate transfer of profits to General Reserve before declaration of dividend.

### 28.9 Other Comprehensive Income (OCI)

The Company has elected to recognise changes in the fair value of certain investments in equity securities through other comprehensive income. These changes are accumulated within the OCI reserve within equity. The Group transfers amounts from this reserve to retained earnings when the related equity securities are derecognised.

### 28.10 Dividend declared/ proposed by the Company for Equity Shares of ₹ 10/- each

Particulars	Year ended 31.03.2019		Year ended 31.03.2018	
	Dividend per Equity Share	Dividend Amount	Dividend per Equity Share	Dividend Amount
	(₹)	(₹ in Crores)	(₹)	(₹ in Crores)
Interim Dividend	11.00	2,172.41	7.40	1,461.44
Final Proposed Dividend	-	-	1.75	345.61
<b>Total Dividend for the year</b>	<b>11.00</b>	<b>2,172.41</b>	<b>9.15</b>	<b>1,807.05</b>

As per the requirements of Ind-AS 10 'Events after the Reporting Period', the Company is not required to provide for the dividend proposed by the Board of Directors after the end of the financial year. Such appropriation is made after the approval in the Annual General Meeting (AGM) in case of final dividend. The total payout on account of final proposed dividend including the impact of dividend distribution tax is as under:

Particulars	Year ended 31.03.2019	Year ended 31.03.2018
Final Proposed Dividend	-	345.61
Dividend Distribution Tax on Final Proposed Dividend	-	71.04
<b>Total Payout on account of Final Proposed Dividend</b>	<b>-</b>	<b>416.65</b>

## CONSOLIDATED NOTES TO ACCOUNTS

### 29 Interest Income

(₹ in Crores)

Particulars	Year ended 31.03.2019			Year ended 31.03.2018		
	On Financial Assets measured at Fair Value through OCI	On Financial Assets measured at Amortised Cost	On Financial Assets measured at Fair Value through Profit or Loss	On Financial Assets measured at Fair Value through OCI	On Financial Assets measured at Amortised Cost	On Financial Assets measured at Fair Value through Profit or Loss
<b>(A) Interest on Loan Assets</b>						
(i) Long term financing	-	24,405.17	-	-	21,386.39	-
Less: Rebate for timely payments/ completion etc	-	(6.11)	-	-	(16.43)	-
Long term financing (net)	-	24,399.06	-	-	21,369.96	-
(ii) Short term financing	-	328.84	-	-	426.61	-
<b>Sub-total (A)</b>	-	24,727.90	-	-	21,796.57	-
<b>(B) Interest Income from Investments</b>						
(i) Interest from CP/ ICD	-	0.67	-	-	0.98	-
(ii) Interest from Govt. Securities	-	9.43	-	-	16.98	-
(iii) Interest from Long Term Investments	-	15.63	168.25	-	29.41	168.25
(iv) Interest from tax free bonds	-	2.38	-	-	2.37	-
<b>Sub-total (B)</b>	-	28.11	168.25	-	49.74	168.25
<b>(C) Interest on Deposits with Banks</b>						
(i) Interest from Deposits	-	51.81	-	-	74.39	-
<b>Sub-total (C)</b>	-	51.81	-	-	74.39	-
<b>(D) Other Interest Income</b>						
(i) Interest from Income Tax Refund	-	-	-	-	0.62	-
(ii) Interest from Staff Advances	-	3.89	-	-	4.33	-
(iii) Interest on Mobilisation Advance	-	2.80	-	-	3.68	-
(iv) Unwinding of Discount of Security Deposits	-	0.09	-	-	0.07	-
(v) Interest from SPVs	-	0.77	-	-	0.66	-
<b>Sub-total (D)</b>	-	7.55	-	-	9.36	-
<b>Total (A to D)</b>	-	24,815.37	168.25	-	21,930.06	168.25

## CONSOLIDATED NOTES TO ACCOUNTS

### 30 Dividend Income

(₹ in Crores)		
Particulars	Year ended 31.03.2019	Year ended 31.03.2018
- Dividend from Long-Term Investments	20.38	26.85
<b>Total - Dividend Income</b>	<b>20.38</b>	<b>26.85</b>

#### 30.1 Details of dividend recognised on equity investments designated at FVOCI :

(₹ in Crores)		
Particulars	Year ended 31.03.2019	Year ended 31.03.2018
Dividend on:		
- Investments held at the end of the year	20.14	26.85
- Investments derecognized during the year	0.24	-
<b>Total</b>	<b>20.38</b>	<b>26.85</b>

### 31 Fees and Commission Income

(₹ in Crores)		
Particulars	Year ended 31.03.2019	Year ended 31.03.2018
Fees based Income	2.78	5.19
Prepayment Premium	139.29	106.41
Fee for Implementation of Govt. Schemes	83.02	187.79
<b>Total - Fees and Commission Income</b>	<b>225.09</b>	<b>299.39</b>

### 32 Sale of services

(₹ in Crores)		
Particulars	Year ended 31.03.2019	Year ended 31.03.2018
Consultancy Engineering Services	149.72	210.38
Execution of IT Implementation projects	19.42	16.08
Documentation fees	0.79	0.59
<b>Total</b>	<b>169.93</b>	<b>227.05</b>

### 33 Other Income

(₹ in Crores)		
Particulars	Year ended 31.03.2019	Year ended 31.03.2018
- Provision/ Liabilities Written Back	10.83	0.71
- Fees from Training Courses	8.69	6.85
- Miscellaneous Income	12.79	7.23
<b>Total</b>	<b>32.31</b>	<b>14.79</b>

## CONSOLIDATED NOTES TO ACCOUNTS

### 34 Finance Costs

Finance Costs have been incurred on financial liabilities measured at amortised cost.

			(₹ in Crores)	
Particulars	Year ended 31.03.2019	Year ended 31.03.2018		
<b>(i) Interest on Debt Securities</b>				
- Domestic Debt Securities	12,965.67	11,895.66		
- Foreign Currency Debt Securities	441.83	124.01		
- Commercial Paper	402.84	135.60		
<b>Sub-Total (i)</b>	<b>13,810.34</b>	<b>12,155.27</b>		
<b>(ii) Interest on Borrowings</b>				
- Loans from Govt. of India	121.84	-		
- Loans from Banks/ Financial Institutions	594.30	87.35		
- External Commercial Borrowings	914.19	888.11		
<b>Sub-Total (ii)</b>	<b>1,630.33</b>	<b>975.46</b>		
<b>(iii) Interest on Subordinated Liabilities</b>				
- Subordinate Bonds	203.25	201.65		
<b>Sub-Total (iii)</b>	<b>203.25</b>	<b>201.65</b>		
<b>(iv) Other Interest Expense</b>				
- Interest on Income Tax	3.70	5.68		
- Miscellaneous interest expense	2.95	1.20		
<b>Sub-Total (iv)</b>	<b>6.65</b>	<b>6.88</b>		
<b>Total - Finance Costs</b>	<b>15,650.57</b>	<b>13,339.26</b>		
Less: Finance Costs Capitalised	(11.37)	(6.32)		
<b>Total - Finance Costs (Net)</b>	<b>15,639.20</b>	<b>13,332.94</b>		

### 35 Net translation/ transaction exchange loss / (gain)

			(₹ in Crores)	
Particulars	Year ended 31.03.2019	Year ended 31.03.2018		
Net translation/ transaction exchange loss/ (gain)	521.19	19.37		
<b>Total</b>	<b>521.19</b>	<b>19.37</b>		

## CONSOLIDATED NOTES TO ACCOUNTS

35.1 The foreign currency monetary items are translated at FBIL (Financial Benchmark India Private Ltd) reference rates prevailing at the end of each reporting period or where the FBIL reference rate is not available for any currency, the closing rate for the same date quoted on Bloomberg. The respective rates as on the reporting date are as below:

Exchange Rates	USD/INR	JPY/INR	Euro/INR
As at 31st March 2019	69.1713	0.6252	77.7024
As at 31st March 2018	65.0441	0.6154	80.6222
As at 1st April 2017	64.8386	0.5796	69.2476

\* Prior to introduction of FBIL reference rates, RBI reference rates were being used by the Company. RBI has handed over the responsibility of computing and disseminating reference rate for USD/INR and exchange rate of other major currencies to FBIL with effect from July 10, 2018.

### 36 Fees and commission expense

Particulars	(₹ in Crores)	
	Year ended 31.03.2019	Year ended 31.03.2018
(i) Guarantee Fee	11.06	13.81
(ii) Listing and Trusteeship Fee	1.67	1.54
(iii) Agency Fees	0.78	1.65
(iv) Credit Rating Expenses	2.85	5.95
(v) Other Finance Charges	18.02	1.63
<b>Total (i to v)</b>	<b>34.38</b>	<b>24.58</b>

### 37 Net Gain/ (loss) on Fair Value Changes

Particulars	(₹ in Crores)	
	Year ended 31.03.2019	Year ended 31.03.2018
<b>(A) Net gain/ (loss) on financial instruments at Fair Value through profit or loss</b>		
(i) On trading Portfolio	-	-
(ii) On financial instruments designated at fair value through profit or loss		
- Changes in fair value of Derivatives	(351.52)	(586.76)
- Changes in fair value of Short-term investment of surplus funds in Mutual Funds	3.00	13.39
<b>Sub-total (ii)</b>	<b>(348.52)</b>	<b>(573.37)</b>
<b>Total (A)</b>	<b>(348.52)</b>	<b>(573.37)</b>
<b>Breakup of Fair Value Changes</b>		
- Realised	(619.05)	(817.51)
- Unrealised	270.53	244.14
<b>Total Net Gain/ (loss) on Fair Value Changes</b>	<b>(348.52)</b>	<b>(573.37)</b>

\*Fair value changes in this schedule are other than those arising on account of accrued interest income/ expense.

## CONSOLIDATED NOTES TO ACCOUNTS

### 38 Impairment on financial instruments

(₹ in Crores)

Particulars	Year ended 31.03.2019		Year ended 31.03.2018	
	On financial instruments measured at FVOCI	On financial instruments measured at Amortised Cost	On financial instruments measured at FVOCI	On financial instruments measured at Amortised Cost
(i) - Loans	-	222.32	-	2,290.43
(ii) - Others	-	21.17	-	10.10
<b>Total (i+ii)</b>	-	<b>243.49</b>	-	<b>2,300.53</b>

### 39 Cost of services rendered

(₹ in Crores)

Particulars	Year ended 31.03.2019	Year ended 31.03.2018
Project Expenses	85.15	119.8
<b>Total</b>	<b>85.15</b>	<b>119.8</b>

### 40 Cost of material consumed

(₹ in Crores)

Particulars	Year ended 31.03.2019	Year ended 31.03.2018
IT- Hardware	-	7.95
<b>Total</b>	<b>-</b>	<b>7.95</b>

### 41 Changes in inventories of finished goods and work-in-progress

(₹ in Crores)

Particulars	Year ended 31.03.2019	Year ended 31.03.2018
Opening stock		
Work-in-progress	-	0.04
	-	0.04
Closing stock		
Work-in-progress	-	-
	-	-
Change in stock	-	0.04
<b>Total</b>	<b>-</b>	<b>0.04</b>

## CONSOLIDATED NOTES TO ACCOUNTS

### 42 Employee Benefits Expense

(₹ in Crores)

Particulars	Year ended 31.03.2019	Year ended 31.03.2018
- Salaries and Allowances	130.70	139.82
- Contribution to Provident Fund and Other Funds	14.93	14.18
- Gratuity	2.89	1.63
- Expenses towards Post Retirement Medical Facility	8.81	9.24
- Rent towards Residential Accommodation for Employees	0.69	1.64
- Staff Welfare Expenses	19.35	17.53
<b>Total</b>	<b>177.37</b>	<b>184.04</b>

**42.1** Rent for Residential Accommodation of Employees is on account of rent (net of recoveries) on lease arrangements for premises which are taken for residential use of employees, which are usually renewable on mutually agreed terms and are cancellable.

#### 42.2 Pay Revision of Employees of the Company

The pay revision of the employees of the Company had become due w.e.f. 1st January 2017. The Company has implemented the revision in pay scales of Board and below Board Level Executives during the financial year 2018-19 in line with the recommendations of 3rd Pay Revision Committee constituted by the Department of Public Enterprises (DPE), Govt. of India. Further, the pay revision of non-executive employees has also been approved by the Board of Directors in March 2019 and the arrears in this respect will be paid out during the financial year 2019-20.

### 43 Depreciation and amortization

(₹ in Crores)

Particulars	Year ended 31.03.2019	Year ended 31.03.2018
- Depreciation on Property, Plant & Equipment	6.77	6.29
- Amortization on Intangible Assets	1.52	0.64
<b>Total</b>	<b>8.29</b>	<b>6.93</b>

### 44 Corporate Social Responsibility Expenses

(₹ in Crores)

Particulars	Year ended 31.03.2019	Year ended 31.03.2018
- Direct Expenditure	99.93	48.16
- Overheads	4.56	2.78
<b>Total</b>	<b>104.49</b>	<b>50.94</b>

#### 44.1 Disclosure in respect of CSR Expenses:

(a) Amount spent during the year (₹ in Crores) :

(₹ in Crores)

Particulars	Year ended 31.03.2019			Year ended 31.03.2018		
	In Cash	Yet to be paid	Total	In Cash	Yet to be paid	Total
(i) Construction/ acquisition of any asset	-	-	-	-	-	-

## CONSOLIDATED NOTES TO ACCOUNTS

(₹ in Crores)

Particulars	Year ended 31.03.2019			Year ended 31.03.2018		
	In Cash	Yet to be paid	Total	In Cash	Yet to be paid	Total
<b>(ii) On purpose other than (i) above</b>						
Sanitation / Waste Management / Drinking water	0.44	-	0.44	-	-	-
Education/ Vocational/ Skill Development	0.13	-	0.13	0.90	-	0.90
Environmental Sustainability (Solar Applications/ Afforestation/ Energy efficient LED lighting)	98.83	-	98.83	45.86	0.81	46.67
Sports	0.06	-	0.06	0.24	-	0.24
Others	0.47	-	0.47	0.35	-	0.35
Administrative overheads including training, impact assessment etc.	4.56	-	4.56	2.78	-	2.78
<b>Total (ii)</b>	<b>104.49</b>	<b>-</b>	<b>104.49</b>	<b>50.13</b>	<b>0.81</b>	<b>50.94</b>

### 45 Other Expenses

(₹ in Crores)

Particulars	Year ended 31.03.2019	Year ended 31.03.2018
- Travelling and Conveyance	17.05	14.88
- Publicity & Promotion Expenses	83.22	9.27
- Repairs and Maintenance	7.81	10.01
- Rent, taxes and energy costs	17.55	15.41
- Insurance Charges	0.05	0.16
- Communication costs	2.72	2.62
- Printing & stationery	4.11	3.44
- Director's sitting fees	0.24	0.18
- Auditors' fees and expenses	1.63	1.29
- Legal & Professional Charges	10.10	5.99
- Donations	2.00	-
- Net Loss on Disposal of Property, Plant & Equipment	0.86	0.56
- Monitoring Expenses	10.85	13.11
- Miscellaneous Expenses	30.57	22.13
<b>Total</b>	<b>188.76</b>	<b>99.05</b>



## CONSOLIDATED NOTES TO ACCOUNTS

### 45.1 Disclosure in respect of Auditors' fees and expenses

Particulars	(₹ in Crores)	
	Year ended 31.03.2019	Year ended 31.03.2018
Fees paid to statutory auditors :		
- as auditor	0.48	0.43
- for taxation matters *	0.29	0.12
- for company law matters (includes limited review fees)	0.45	0.26
- for other services	-	-
(i) Certification of MTN Offer Document/ Comfort Letter	0.20	0.30
(ii) Other Certifications	0.08	0.06
- for reimbursement of expenses	0.03	0.02
<b>Sub-total</b>	<b>1.53</b>	<b>1.19</b>
Non-recoverable tax credit in respect of fees paid to auditors	0.10	0.10
<b>Total - Auditor's fees and expenses</b>	<b>1.63</b>	<b>1.29</b>

\* includes ₹ 0.09 crores (Previous year ₹ 0.02 crores) of Tax Audit fees pertaining to earlier years.

### 46 Tax Expense

Particulars	(₹ in Crores)	
	Year ended 31.03.2019	Year ended 31.03.2018
- Current tax expense	1,826.51	2,204.57
- Current tax expense/ (benefit) pertaining to earlier years	(13.28)	10.86
<b>Sub-total - Current Tax</b>	<b>1,813.23</b>	<b>2,215.43</b>
- Deferred tax expense/ (credit)	535.83	(708.43)
<b>Total</b>	<b>2,349.06</b>	<b>1,507.00</b>

#### 46.1 Reconciliation of Effective Tax Rate

The reconciliation of estimated income tax expense at statutory income tax rate to income tax expense reported in statement of profit and loss is as follows:

Particulars	(₹ in Crores)	
	Year ended 31.03.2019	Year ended 31.03.2018
<b>Profit before Tax</b>	<b>8,090.44</b>	5,957.52
<b>Statutory income tax rate</b>	<b>34.944%</b>	<b>34.608%</b>
<b>Expected income tax expense</b>	<b>2,827.13</b>	2,061.78
<b>Tax effect of income tax adjustments:</b>		
Benefit of deduction u/s 36(1)(viii) of Income Tax Act 1961	(462.51)	(542.45)
Non-allowability of CSR expenses	19.08	10.15
Other non-deductible tax expenses	1.01	3.06
Interest on Advance Income tax disallowed	1.20	1.91
Exempt Income	(7.77)	(9.71)
Income Tax Earlier Years	(13.28)	10.86
Impact of different tax rates	(2.32)	(35.34)
Tax impact on undistributed profits of subsidiaries	(12.03)	7.95
Tax effect on JV profit and OCI accounted for using equity method	(1.45)	(1.21)
<b>Tax expense</b>	<b>2,349.06</b>	<b>1,507.00</b>

## CONSOLIDATED NOTES TO ACCOUNTS

**46.2** Applicable tax rate has increased from 34.608% to 34.944% in the current financial year due to increase in Education Cess rate from 3% to 4%.

### 47 Earnings per Share

Particulars	(₹ in Crores)	
	Year ended 31.03.2019	Year ended 31.03.2018
<b>Numerator</b>		
Profit for the period from continuing operations as per Statement of Profit and Loss (₹ in Crores)	5,741.38	4,450.52
Profit for the period from continuing and discontinued operations as per Statement of Profit and Loss (₹ in Crores)	5,741.38	4,450.52
<b>Denominator</b>		
Weighted average Number of equity shares	1,974,918,000	1,974,918,000
Basic & Diluted Earnings per Share (in ₹ for an equity share of ₹ 10 each) (for continuing operations)	29.07	22.54
Basic & Diluted Earnings per Share (in ₹ for an equity share of ₹ 10 each) (for continuing and discontinued operations)	29.07	22.54

### 48 Contingent Liabilities and Commitments :

**48.1** Contingent Liabilities not provided for in respect of:

Particulars	(₹ in Crores)		
	As at 31.03.2019	As at 31.03.2018	As at 01.04.2017
<b>(A) Claims against the Company not acknowledged as debts</b>	0.08	0.08	2.37
<b>(B) Taxation Demands</b>			
- Demands raised by the Income Tax Department	91.03	60.16	42.98
- Demands against appeals filed by the Income Tax Department against the relief allowed to the Company	30.42	37.07	40.18
- Demands raised in respect of Service Tax	0.36	0.36	0.36
<b>(C) Others</b>			
- Letters of Comfort	-	13.51	173.36
- Bank Guarantees	29.86	32.58	35.32
	-	-	-

The amount referred to in 'A' above are in respect of cases pending in various courts including arbitration cases and is dependent upon the outcome of settlement of court/arbitration cases.

The amount referred to in 'B' above are against various demands raised by the Income Tax Department/ Service Tax Department including the cases pending in Delhi High Court/ Supreme Court. The company is contesting these tax demands and the management believes that its position will likely be upheld in the appellate process. Further, the ultimate outcome of these proceedings will not have a material adverse effect on the Company's financial position and results of operations.

## CONSOLIDATED NOTES TO ACCOUNTS

### 48.2 Commitments not provided for in respect of:

(₹ in Crores)

Particulars	As at 31.03.2019	As at 31.03.2018	As at 01.04.2017
<b>- Contracts remaining to be executed on capital account</b>			
- Towards Property, Plant & Equipment	362.33	403.95	272.33
- Towards Intangible Assets	2.82	1.93	2.60
<b>- Other Commitments</b>			
- CSR Commitments	301.46	261.20	145.99

### 49. Details of Registration/ License/ authorisation obtained from financial sector regulators:

Particulars	Regulator Name	Registration Details
(i) Corporate Identification Number	Ministry of Corporate Affairs	L40101DL1969GOI005095
(ii) Registration Number	Reserve Bank of India	14.000011
(iii) Legal Entity Identifier (LEI) Code	Global Legal Entity Identifier Foundation (GLEIF)	335800B4YRYWAMIJZ374

### 50 Implementation of Govt. Schemes

#### 50.1 Pradhan Mantri Sahaj Bijli Har Ghar Yojana (SAUBHAGYA)

Government of India has launched a scheme "Pradhan Mantri Sahaj Bijli Har Ghar Yojana" - Saubhagya to achieve universal household electrification in the country. The scheme envisages to provide last mile connectivity and electricity connections to all remaining un-electrified households in rural areas and poor households in urban areas by 31st March, 2019. The capital outlay of Saubhagya Scheme is Rs 16,320 Crore including Gross Budgetary Support of Rs 12,320 Crore during the entire implementation period. Ministry of Power designated REC as the Nodal agency for operationalization of Saubhagya Scheme.

With the active support and cooperation of States/Power Utilities and other stakeholders, cumulatively 2.62 Crore Households Were electrified since launch of Saubhagya scheme upto 31st March, 2019. During FY 2018-19, 2.22 Crore households were electrified. Accordingly, All States (except Chhattisgarh with 18,734 un-electrified Households) have declared achievement of saturation of household electrification.

#### 50.2 Deen Dayal Upadhyaya Gram Jyoti Yojana (DDUGJY)

Deendayal Upadhyaya Gram Jyoti Yojana (DDUGJY) is the flagship scheme of Government of India covering all aspects of rural power distribution. Under the scheme 60% of the project cost (85% for special States) is provided as grant by Government of India and additional grant upto 15% (5% for special States) on achievement of prescribed milestones. DDUGJY facilitates towards achievement of '24x7 Power for All' in the country through the following project components:

- (i) Separation of agriculture and non-agriculture feeders facilitating adequate power supply to agriculture & continuous power supply to non-agricultural consumers in the rural areas;
- (ii) Strengthening and augmentation of sub-transmission & distribution infrastructure in rural areas, including metering of distribution transformers/ feeders/ consumers;
- (iii) Micro-grid and Off-grid distribution network;
- (iv) Rural Electrification component under the RGGVY 12th and 13th plans, subsumed to DDUGJY.

The components at (i) and (ii) of the above scheme will have an estimated outlay of Rs. 43,033 Crore including budgetary support of Rs. 33,453 Crore from Government of India during the entire implementation period. The scheme of RGGVY as approved by CCEA for continuation in 12th and 13th plan have been subsumed in this scheme as a separate Rural Electrification (RE) component. During FY 2018-19, grant of Rs. 20,593 Crore has been received from Ministry of Power for utilization of implementing Government programmes (DDUGJY & Saubhagya) by the State Power Utilities/ Discoms across the Country.

## CONSOLIDATED NOTES TO ACCOUNTS

### 50.3 National Electricity Fund (NEF)

The National Electricity Fund (NEF), an interest subsidy scheme, has become operational since FY 2012-13. The scheme has been introduced by the Government of India to promote capital investment in the distribution sector. The scheme provides interest subsidy linked with reform measures, on the loans taken by public and private distribution power utilities for various capital works in the Distribution sector. NEF would provide interest subsidy aggregating up to ₹ 8,466 Crore (including interest subsidy to the borrowers, Service Charges to the Nodal Agency, payments to Independent Evaluators and other incidental expenses) spread over 14 years for loan disbursement against projects approved during 2012-13 and 2013-14. REC has been nominated as the Nodal Agency for operationalization of NEF scheme across the country.

### 50.4 J&K Prime Minister's Development Plan (PMDP)

Government of Jammu & Kashmir, Power Development Department has appointed RECPDCL and RECTPCL as a Project Implimenting Agency (PIA) for design, engineering, procurement, supply, erection, testing and commssioning of all the material and services works to be taken-up for execution of distribution work under PMDP in J&K state on nomination basis, as per actual cost to be discovered through competitive biddings.

### 50.5 Urja Mitra and 11 kV Feeder Monitoring

Ministry of Power has initiated two schemes namely Urja Mitra and 11 kV Feeder Monitoring. Urja Mitra is an initiative which aims to provide information about power outage/cuts /breakdown/shutdown (both planned and unplanned) to the consumers. Feeder Monitoring scheme is to develop a Self-sustained independent web based system for automated 11 kV Rural Feeder Monitoring System through Data Logging of various essential parameters of all the Outgoing 11kV rural feeders from 66, 33/11 kV sub stations and make the information available online for various stake holders including public portal, on real time basis for power supply monitoring, alerts, meter data analysis, information dissemination and energy audit. RECTPCL has been appointed as nodal agency for the both the schemes.

## 51 Capital management

The Group manages its capital to ensure that it will continue as going concern while maximizing the return to stakeholders. The capital structure of the Group consists of the equity and the long-term borrowings made by the Group.

Management assesses the Group's capital requirements in order to maintain an efficient overall financing structure while avoiding excessive leverage. The Group manages the capital structure and raises funds through the suitable instruments, in light of the dynamic business environment and liquidity position within the sector. Further, with regard to capital restructuring, the Group is also guided, inter alia, by guidelines on "Capital Restructuring of Central Public Sector Enterprises" issued by Department of Investment and Public Asset Management (DIPAM), Ministry of Finance, Department of Public Enterprises in respect of issue of bonus shares, dividend distribution, buy back of equity shares etc. The Group has complied with all externally imposed capital requirements.

The debt-equity ratio of the Group is as below:

Particulars	(₹ in Crores)		
	As at 31.03.2019	As at 31.03.2018	As at 01.04.2017
Total debt	239,215.90	198,721.04	167,446.95
Net Worth	34,546.34	32,587.61	30,809.43
<b>Debt-equity ratio</b>	<b>6.92</b>	6.10	5.43

Total debt represents principal outstanding.

### Dividend Distribution Policy

BoD monitors the dividend pay-out to the shareholders of the Company. Dividend distribution policy of the Company focuses on various factors including but not limited to the present & future capital requirements, profits earned during the financial year, Capital to Risk-weighted Assets Ratio (CRAR), cost of raising funds from alternate sources, cash flow position and applicable taxes including tax on dividend, subject to the guidelines as applicable from time to time, cash flow position and net worth of the Company, subject to the guidelines as applicable from time to time.

## CONSOLIDATED NOTES TO ACCOUNTS

As per the extant guidelines issued by DIPAM, Govt. of India, Company is required to pay a minimum annual dividend of 30% of PAT or 5% of the net-worth, whichever is higher. Though the Company endeavors to declare the dividend as per these guidelines, the Company may propose lower dividend after analysis of various financial parameters, cash flow position and funds required for future growth.

### 52 Capital to Risk-weighted Assets Ratio

The Company has also adopted various policies for the management of the Company which inter-alia include Comprehensive Risk Management Policy, Whistle Blower Policy, Code for Prevention of Insider Trading in REC Equity Shares/Securities, Policy for prevention of Fraud, The Code of Business Conduct and Ethics for Board Members and Senior Management, Fair Practices Code, etc.

The Company is complying with the Capital Adequacy requirements as prescribed by the Reserve Bank of India. Being an NBFC and Infrastructure Finance Company (NBFC-IFC), REC is required to maintain a Capital to Risk Weighted Assets Ratio (CRAR) of 15% (with a minimum Tier I Capital of 10%).

		(₹ in Crores)		
Particulars		As at 31.03.2019	As at 31.03.2018	As at 01.04.2017
(i)	CRAR (%)	17.77%	17.00%	18.97%
(ii)	CRAR - Tier I Capital (%)	14.44%	14.40%	16.16%
(iii)	CRAR - Tier II Capital (%)	3.33%	2.60%	2.81%

Details of Tier II capital and perpetual debt instruments raised during the financial year are as under:

		(₹ in Crores)	
Particulars		FY 2018-19	FY 2017-18
Amount of subordinated debt raised as Tier-II capital		2,151.20	-
Amount raised by issue of Perpetual Debt Instruments		-	-

### 53 Financial Risk Management

The Group's board of directors has overall responsibility for the establishment and oversight of the Company risk management framework. The Group has formulated a comprehensive Risk Management Policy, which covers, inter-alia, Credit Risk, Operational Risk and Market Risk of the organization. The Group's risk management policies are guided by well-defined policies appropriate for various risk categories, independent risk oversight and periodic monitoring. A Risk Management Committee (RMC) has also been constituted under the chairmanship of an Independent Director, whose main function is to identify and monitor various risks of the organization and to suggest actions for mitigation of the same.

This note explains the sources of risk which the entity is exposed to and how the entity manages the risk and the related impact in the financial statements.

Risk	Exposure arising from	Measurement	Management
Credit risk	Cash and cash equivalents, loans, trade receivables, financial assets measured at amortised cost, investment in debt securities	Ageing analysis	Bank deposits, liquid funds, diversification of asset base, credit limits and collateral.
Liquidity risk	Borrowings, debt securities, subordinated liabilities, and other financial liabilities	Rolling cash flow forecasts	Availability of committed credit lines and borrowing facilities
Market risk - Currency risk	Recognised financial assets and liabilities not denominated in Indian Rupee (INR)	Cash flow forecasting	Derivative contracts/ hedging, if required
Market risk - interest rate risk	Borrowings, debt securities and subordinated liabilities at variable interest rates	Sensitivity analysis	Derivative contracts
Market risk - equity price risk	Investments in quoted equity securities	Sensitivity analysis	Diversification of portfolio, with focus on strategic investments

## CONSOLIDATED NOTES TO ACCOUNTS

In order to avoid excessive concentrations of risk, the Group's policies and procedures include specific guidelines to focus on maintaining a diversified portfolio. Identified concentrations of credit risks are controlled and managed accordingly.

### 53.1 Credit Risk

Credit risk refers to the risk that counterparty will default on its contractual obligations resulting in financial loss to the Group. The Group's exposure to credit risk is influenced mainly by cash and cash equivalents, other bank balances, investments, loan assets, trade receivables and other financial assets. The Group continuously monitors defaults of customers and other counterparties and incorporates this information into its credit risk controls.

#### 53.1.1 Financial assets that expose the entity to credit risk

(₹ in Crores)			
Particulars	As at 31.03.2019	As at 31.03.2018	As at 01.04.2017
<b>(i) Low credit risk on financial reporting date</b>			
Cash and cash equivalents	381.99	248.43	4,468.51
Bank balances other than above	1,733.08	1,946.84	72.98
Loans *	256,448.62	207,067.88	184,379.61
Trade Receivables	148.55	145.93	142.47
Investments **	1,636.14	2,056.52	2,121.01
Other financial assets	18,390.68	4,293.80	68.24
<b>(ii) Moderate credit risk</b>			
Loans *	4,412.62	15,266.53	12,850
Trade Receivables	3.37	0.04	3.07
<b>(iii) High credit risk</b>			
Loans *	20,348.44	17,128.42	4,872.69
Trade Receivables	23.83	23.78	20.71

\* Represents the principal outstanding (along with undisbursed amount towards Letters of Comfort) without deduction for expected credit losses

\*\* This does not include investments in quoted equity instruments and venture capital funds as they are carried at FVOCI

#### Cash and cash equivalents and bank deposits

Credit risk related to cash and cash equivalents and bank deposits is managed by parking funds in investment grade rated instruments and highly rated banks and also diversifying the deposit base by investing in different instruments/ banks across the country.

#### Loans

Credit risk related to borrowers are mitigated through adequate security arrangements for the loans by way of hypothecation of future project loan assets, receivables, inventories or any other assets, Govt. Guarantees, Corporate guarantees etc. and additionally Collaterals wherever required. The Company closely monitors the credit-worthiness of the promoters through well-defined entity appraisal guidelines that are configured from systematic institutional and project appraisal process analysis to assess the credit risk and define credit limits of borrower, thereby, limiting the credit risk to pre-calculated amounts. These processes include a detailed appraisal methodology, identification of risks and suitable structuring and credit risk mitigation measures in form of pre-disbursement conditions.

#### Trade Receivables

Credit risk related to Trade Receivables is mitigated by assessing the credit worthiness of debtors and is managed by monitoring the recoverability of such amounts continuously.

## CONSOLIDATED NOTES TO ACCOUNTS

### Other financial assets measured at amortized cost

Other financial assets measured at amortized cost includes loans and advances to employees and subsidiaries, security deposits and other amounts recoverable, including from Govt. of India. Credit risk related to these other financial assets is managed by monitoring the recoverability of such amounts continuously.

### 53.1.2 Expected Credit Losses (ECL) for financial assets other than loans and trade receivables

Company provides for expected credit losses on financial assets other than loans and trade receivables by assessing individual financial instruments for expectation of any credit losses:

- For cash and cash equivalents and other bank balances - Since the Company deals with only high-rated banks and financial institutions for banking operations and the liquid funds category in the debt funds with consistent track record for short term investment of surplus funds, credit risk in respect of cash and cash equivalents, other bank balances and bank deposits is evaluated as very low.
- For investments - Considering that the investments are in debt securities of the State Govt./ minimum investment grade rated Government Companies and Public Sector Banks, credit risk is considered low.
- For other financial assets - Credit risk is evaluated based on Company's knowledge of the credit worthiness of those parties and loss allowance is measured for 12 month expected credit losses upon initial recognition and provide for lifetime expected credit losses upon significant increase in credit risk.

Details of expected credit loss for financial assets other than Loans and Trade Receivables is disclosed as follows:

(₹ in Crores)			
Particulars	Gross Carrying Amount	ECL	Net Carrying Amount
<b>As at 31st March 2019</b>			
Cash and cash equivalents	381.99	-	381.99
Bank balances other than above	1,733.08	-	1,733.08
Investments	1,636.14	-	1,636.14
Other financial assets *	18,390.68	26.69	18,363.99
<b>As at 31st March 2018</b>			
Cash and cash equivalents	248.43	-	248.43
Bank balances other than above	1,946.84	-	1,946.84
Investments	2,056.52	-	2,056.52
Other financial assets *	4,293.80	12.27	4,281.53
<b>As at 1st April 2017</b>			
Cash and cash equivalents	4,468.51	-	4,468.51
Bank balances other than above	72.98	-	72.98
Investments	2,121.01	-	2,121.01
Other financial assets *	68.24	5.59	62.65

\* The impairment allowance has been provided in full on other financial assets considered as credit-impaired.

### 53.1.3 Expected Credit Loss for loans

For risk management reporting purposes, the Company considers and consolidates following elements of credit risk:

- (i) Credit default risk: The risk of loss arising from a debtor being unlikely to pay its loan obligations in full or the debtor is more than 90 days past due on any material credit obligation; default risk may impact all credit-sensitive transactions, including loans and securities.



## CONSOLIDATED NOTES TO ACCOUNTS

- (ii) Concentration risk: The risk associated with any single exposure or group of exposures with the potential to produce large enough losses to threaten Company's core operations.

### Credit Risk Management

Credit risk is the single largest risk of the Company's business, and therefore the Company has developed several processes and controls to manage it. The credit risk are managed at different levels including at appraisal, disbursements and post disbursement monitoring. To mitigate this risk, the company follows systematic institutional and project appraisal process to assess the credit risk. These processes include a detailed appraisal methodology, identification of risks and suitable structuring and credit risk mitigation measures. Further, on regular basis the projects risk are reviewed and categorised as High/Moderate/Low on the basis of different risk parameters and exposure of the project as per Project Risk Categorization Frameworks. The process for Credit Risk Management are as under :

- (i) The Company has "Integrated Rating Guidelines" and "Comprehensive Risk Management Policy" covering credit assessment, risk grading, collateral requirements, reporting, monitoring of end utilisation of funds etc.. Further, independent Lender legal counsels are appointed to ensure effective documentation and mitigation of legal risk.
- (ii) For all existing private sector projects, where the Company is Lead Financial Institution, the Company engages lender's engineers, financial advisors and insurance advisors, which are independent agencies who act on behalf of various lenders and consortium members. The Lenders' Engineers conducts periodic site visits and submits reports on progress status of the project, after discussion with borrower and inspection/ review of relevant documents. Lender's financial advisors submit the statements of fund flow and utilization of funds in the project periodically. In cases where the Company is not the lead FI, the tasks related to LE and LFA services are being coordinated with the lead lender.

A separate Project Management Agency (PMA) is being appointed for each of new project being financed by REC , which shall be stationed at project site to closely monitor various project execution activities including review of invoices, fund utilization and insurance for the project. PMA shall verify the bills of original equipment manufacturer/ supplier, composite works contractor and give its recommendation for disbursement.

- (iii) The Company has an authorisation structure for the approval and renewal of credit facilities. Authorisation limits have been established commensurating with the size of business proposal at CMD/Executive Committee/Loan Committee/ Board of Directors based on the recommendation of Screening Committee, as appropriate.
- (iv) The Company has developed risk grading structure to categorise its exposures according to the degree of risk of default by charging appropriate interest rates and security package.
- (v) Regular reports on the credit quality of loan portfolios are provided to Risk Management Committee and Board, which may require appropriate corrective action to be taken.
- (vi) External agencies are appointed from time to time to review the guidelines, policy and existing practices being followed by business units along with providing the specialist skills to promote best practice throughout the Company for management of credit risk.
- (vii) Individual and Group Credit Exposures are assessed against designated limits, before facilities are committed to borrowers by the business unit concerned. Sanction of additional facilities are also subject to the same review process.
- (viii) The Company continuously monitors delays and/ or default of borrowers & other counterparties and their recoverability. On occurrence of default in the borrower's account, the Company initiates necessary steps to cure the default which may involve action(s) including, but not limited to, Special Mention Account (SMA) reporting to RBI, credit information reporting to Central Repository of Information on Large Credits (CRILC), etc. regularization of the account by recovering all over dues, invocation of guarantees/ securities to recover the dues, conversion of loan into equity as per loan agreement, restructuring of loan account, formulating resolution plan with the borrower, change in ownership, Corporate Insolvency Resolution Process (CIRP), sale of the exposures to other entities/ investors and other recovery mechanisms.

### (B) Credit risk Measurement

REC has appointed an independent agency, IRR Advisory Services Pvt. Ltd. for developing the methodology, evaluation and calculation of ECL as per Ind AS 109. A comprehensive model for measurement of Credit risk has been developed based on key financial and operational parameters to assess improvement/ deterioration in credit quality. The credit risk model also provides a rating and the expected loss in case of default. The Company has considered following parameters in the model:



## CONSOLIDATED NOTES TO ACCOUNTS

### Quantitative factors

Debt/ EBITDA (20% weightage)

Return on Capital Employed (30% weightage)

Interest Coverage (20% weightage)

Cash Interest Coverage (30% weightage)

### Qualitative Factors

- (i) Quarter wise Operational Parameters like PPA, PLF, ACS – ARR Gap, and LAF
- (ii) Actual Default dates, loan restructuring details
- (iii) Cost run over and time delay in commissioning of the project for under construction projects
- (iv) Parent support
- (v) Turnover caps
- (vi) Conduct of account

### (C) Measurement of Expected Credit Loss (ECL)

Ind AS 109 outlines a "three stage" model for impairment based on changes in credit quality since initial recognition as summarised below:

- A financial instrument that is not credit impaired on initial recognition and whose credit risk has not increased significantly since initial recognition is classified as "Stage 1".
- If a significant increase in credit risk since initial recognition is identified, the financial instrument is moved to "Stage 2" but is not yet deemed to be credit impaired.
- If a financial instrument is credit impaired, it is moved to "Stage 3".
- Financial instrument in Stage 1 have their ECL measured at an amount equal to expected credit loss that results from default events possible within the next 12 months. Instruments in Stage 2 or Stage 3 criteria have their ECL measured on lifetime basis.

### (D) Significant Increase in Credit Risk (SICR)

The Company considers a financial instrument to have experienced a significant increase in credit risk when one or more of the following quantitative or qualitative criteria are met.

#### Quantitative criteria

The company has assumed that a 2 notch downgrade in credit rating since inception to be considered as significant increase in credit risk.

#### Qualitative criteria

In case of significant delay in commissioning in under construction projects, it is assumed that there is significant increase in risk and loan is moved to stage 2.

#### Backstop

A backstop is applied by the Company on any financial instrument if the payment is greater than or equal to Rs. 1 crore and the borrower is more than 30 days past due on its contractual payments. However, based on historical data, it has been noticed that such overdue amounts for more than 30 days do not signify significant increase in credit risk for state utilities. Therefore, the Company has applied this criteria only for private entities.

### (E) Low credit risk exemption

Ind-AS provides an optional simplification to assume that the credit risk on a financial asset has not increased significantly since initial recognition (and thus remain in stage 1) if the financial asset is considered to have a low credit risk at the reporting date.

## CONSOLIDATED NOTES TO ACCOUNTS

Credit risk is considered to be 'low' when the financial instrument has a low risk of default, the borrower has a strong capacity to meet its contractual cash flow obligations in the near term and adverse changes in economic and business conditions in the longer term may, but will not necessarily, reduce the ability of the borrower to fulfill its contractual cash flow obligations.

The Company considers loan assets having External credit rating between AAA to A, to have low credit risk. Further, the Company has taken low credit risk exemption for all state utilities as the Company considers that loans to state sector have a low credit risk in comparison to lending to private sector mainly due to low default/ loss history in state sector and availability of government guarantee in certain loans. Further, presence of Government interest in these projects lowers the risk of non-recoverability of dues.

### (F) Definition of default and credit-impaired assets

The Company defines a financial instrument as in default, which is fully aligned with the definition of credit-impaired, when the loan account is more than 90 days past due on its contractual payments.

### (G) Measuring ECL - explanation of inputs, assumptions and estimation techniques

Expected credit losses are the product of the probability of default (PD), exposure at default (EAD) and loss given default (LGD), defined as follows:

- PD represents the likelihood of the borrower defaulting on its obligation either over next 12 months or over the remaining lifetime of the instrument.
- EAD is based on the amounts that the Company expects to be owed at the time of default over the next 12 months or remaining lifetime of the instrument.
- LGD represents the Company's expectation of loss given that a default occurs. LGD is expressed in percentage and remains unaffected from the fact that whether the financial instrument is a Stage 1 asset, or Stage 2 or even Stage 3. However, it varies by type of borrower, availability of collateral or other credit support.

#### Determination of Probability of Default (PD)

The Company has analysed the transition matrix of various rating agencies (CRISIL, Care and India Ratings) and has taken average of transition matrix of these rating agencies to arrive at the annual average transition matrix. This average annual transition matrix was extrapolated to arrive at the lifetime probability of default of various rating grades by loan tenure / maturity profile i.e. lifetime PD.

#### Loss Given Default (LGD) computation model

Based on the historical trend, research and industry benchmarking the Company has constructed a LGD model. Factors reviewed in the LGD model include Project cost per unit, current PLF, parent / state support, PPA status, FSA, fuel cost pass-through status, years of existing default etc. Based on internal research, for Thermal plants company has benchmarked project cost and PLF level to estimate viable scenario for operating profitably and recoverability is calculated accordingly. Similarly company assumes that although Renewable companies and Transmission companies face collection issues from distribution companies leading to longer working capital cycle but they are sustainable on long term basis. For State Utilities, the Company has factored in the state support and assumed that the State governments would step in to repay debt obligations of the state utilities as witnessed in the past during the Uday scheme, thus state credit rating and corresponding PD is considered to compute LGD.

Further, where REC and PFC (Group Companies) are in Consortium for Stage-III Loan accounts, LGD is taken on the following basis:

- (a) In cases where either REC or PFC is lead lender, LGD % calculated by the lead lender is adopted
- (b) In cases where neither REC nor PFC is lead lender, higher of the LGD% worked out by REC and PFC is adopted.

### (H) Key assumptions used in measurement of ECL

- (i) The Company considers the date of initial recognition as the base date from which significant increase in credit risk is determined.
- (ii) Cost Overrun and time delay in commissioning is considered for computing credit rating for under construction projects.

## CONSOLIDATED NOTES TO ACCOUNTS

(iii) Turnover Cap and Parent support is considered for assigning final ratings.

(iv) Since the Company has a right to cancel any sanctioned but undrawn limits to any of its borrowers, EAD is assumed to be outstanding balance as on the reporting date.

### (I) Forward looking information incorporated in ECL models

The assessment of significant increase in risk and the calculation of ECL both incorporate forward-looking information. Further, the Credit Rating Models also consider the forward looking information in the determination of the credit rating to be assigned to the borrower, by taking into consideration various financial ratios and extension of the project completion. As such, the Base Case Scenario reflects the most appropriate basis for the computation of ECL for the Company. After analysis of the forward looking information and the economic situation, no upturn/downturn scenario seems to be applicable or requiring any consideration in inputs used for ECL computation.

### (J) Credit Risk Exposure

Credit Risk Exposure in respect of the borrowers with different credit ratings is as under

As at 31st March 2019

(₹ in Crores)

External rating range	Stage 1	Stage 2	Stage 3	Total
AAA	-	-	-	-
AA	3,239.02	-	-	3,239.02
A	56,158.84	-	-	56,158.84
BBB	40,834.51	-	-	40,834.51
BB	57,967.67	519.32	-	58,486.99
B	47,683.74	1,030.31	-	48,714.05
C	46,119.65	2,862.99	-	48,982.64
D	-	-	20,348.44	20,348.44
Government Loan	4,445.19	-	-	4,445.19
<b>Gross carrying amount</b>	<b>256,448.62</b>	<b>4,412.62</b>	<b>20,348.44</b>	<b>281,209.68</b>
Loss allowance	525.26	1,273.72	9,698.95	11,497.93
<b>Carrying amount</b>	<b>255,923.36</b>	<b>3,138.90</b>	<b>10,649.49</b>	<b>269,711.75</b>

As at 31st March 2018

(₹ in Crores)

External rating range	Stage 1	Stage 2	Stage 3	Total
AAA	-	-	-	-
AA	3,198.11	-	-	3,198.11
A	51,693.57	-	-	51,693.57
BBB	17,974.14	-	-	17,974.14
BB	53,056.43	10,594.28	-	63,650.71
B	30,981.40	-	-	30,981.40
C	46,596.39	4,672.25	-	51,268.64
D	-	-	17,128.42	17,128.42
Government Loan	3,567.83	-	-	3,567.83
<b>Gross carrying amount</b>	<b>207,067.88</b>	<b>15,266.53</b>	<b>17,128.42</b>	<b>239,462.83</b>
Loss allowance	1,090.78	1,694.30	8,490.53	11,275.61
<b>Carrying amount</b>	<b>205,977.10</b>	<b>13,572.23</b>	<b>8,637.89</b>	<b>228,187.22</b>

## CONSOLIDATED NOTES TO ACCOUNTS

As at 1st April 2017

(₹ in Crores)

External rating range	Stage 1	Stage 2	Stage 3	Total
AAA	-	-	-	-
AA	3,371.83	-	-	3,371.83
A	32,324.46	-	-	32,324.46
BBB	21,635.16	-	-	21,635.16
BB	51,057.87	-	-	51,057.87
B	34,743.10	-	-	34,743.10
C	37,949.19	12,849.73	-	50,798.92
D	-	-	4,872.69	4,872.69
Government Loan	3,298.00	-	-	3,298.00
<b>Gross carrying amount</b>	<b>184,379.61</b>	<b>12,849.73</b>	<b>4,872.69</b>	<b>202,102.03</b>
Loss allowance	1,324.86	5,011.36	2,648.95	8,985.17
<b>Carrying amount</b>	<b>183,054.75</b>	<b>7,838.37</b>	<b>2,223.74</b>	<b>193,116.86</b>

### (K) Collateral and other credit enhancements

The Company employs a range of policies and practices to mitigate credit risk. The most common of these is accepting collateral for funds disbursed. The Company has internal policies on the acceptability of specific classes of collateral or credit risk mitigation. The principal collateral types for loans and advances are:

- Mortgage of Immovable properties
- Hypothecation of Moveable property
- Assignment of project contract documents
- Pledge of instruments through which promoters' contribution is infused in the project
- Pledge of Promoter Shareholding
- Corporate and personal Guarantee of Promoters

### (L) Loss allowance

The loss allowance recognized in the period is impacted by a variety of factors, as described below:

- Transfers between Stage 1 and Stages 2 or 3 due to financial instruments experiencing significant increases (or decreases) of credit risk or becoming credit-impaired in the period, and the consequent "step up" (or "step down") between 12-month and Lifetime ECL
- Additional allowances for new financial instruments recognised during the period, as well as releases for financial instruments de-recognised in the period
- Impact on the measurement of ECL due to changes in PDs, EADs and LGDs in the period, arising from regular refreshing of inputs to models
- Financial assets derecognised during the period and write-offs of allowances related to assets that were written off during the period

## CONSOLIDATED NOTES TO ACCOUNTS

The following tables explain the changes in the loan assets (including undisbursed Letters of Comfort) and the corresponding ECL allowance between the beginning and the end of the reporting period:

	FY 2018-19						FY 2017-18								
	Stage 1		Stage 2		Stage 3		Stage 1		Stage 2		Stage 3		Total		
	Gross Amount	12 months ECL	Gross Amount	Lifetime ECL	Gross Amount	Lifetime ECL	Gross Amount	Lifetime ECL	Gross Amount	12 months ECL	Gross Amount	Lifetime ECL	Gross Amount	Lifetime ECL	ECL
<b>Opening Balance</b>	207,067.88	1,090.78	15,266.52	1,694.30	17,128.43	8,490.53	239,462.83	11,275.61							
Transfer to 12 months ECL	10,594.28	21.95	(10,594.28)	(21.95)	-	-	-	-							
Transfer to life time ECL not credit impaired	(549.56)	(4.38)	1,775.34	372.11	(1,225.78)	(367.73)	-	-							
Transfer to Lifetime ECL credit impaired	(2,763.00)	(625.75)	(1,865.40)	(527.07)	4,628.40	1,152.82	-	-							
Additional provision due to changes in PD/ LGD	-	(16.82)	-	(266.20)	-	423.75	-	140.73							
New Financial assets originated or purchased (including further disbursements in existing assets)	56,669.38	78.30	63.82	22.54	-	-	56,733.20	100.84							
Financial Assets that have been derecognised (including recoveries in existing assets)	(14,570.35)	(18.83)	(233.39)	-	(182.61)	(0.42)	(14,986.35)	(19.25)							
<b>Closing Balance</b>	256,448.63	525.25	4,412.61	1,273.73	20,348.44	9,698.95	281,209.68	11,497.93							

	FY 2017-18						FY 2016-17								
	Stage 1		Stage 2		Stage 3		Stage 1		Stage 2		Stage 3		Total		
	Gross Amount	12 months ECL	Gross Amount	Lifetime ECL	Gross Amount	Lifetime ECL	Gross Amount	Lifetime ECL	Gross Amount	12 months ECL	Gross Amount	Lifetime ECL	Gross Amount	Lifetime ECL	ECL
<b>Opening Balance</b>	184,379.60	1,324.86	12,849.73	5,011.36	4,872.69	2,648.95	202,102.02	8,985.17							
Transfer to 12 months ECL	217.78	43.56	-	-	(217.78)	(43.56)	-	-							
Transfer to life time ECL not credit impaired	(11,127.58)	(70.64)	11,127.58	70.64	-	-	-	-							
Transfer to Lifetime ECL credit impaired	(3,473.14)	(446.62)	(8,504.68)	(3,455.79)	11,977.82	3,902.41	-	-							
Additional provision due to changes in PD/ LGD	-	112.07	-	16.23	-	1,982.73	-	2,111.03							
New Financial assets originated or purchased	43,799.44	150.11	289.57	52.15	593.02	-	44,682.03	202.26							
Financial Assets that have been derecognised	(6,728.22)	(22.56)	(495.68)	(0.29)	(97.32)	-	(7,321.22)	(22.85)							
<b>Closing Balance</b>	207,067.88	1,090.78	15,266.52	1,694.30	17,128.43	8,490.53	239,462.83	11,275.61							

## CONSOLIDATED NOTES TO ACCOUNTS

### (M) Details of Stage wise Exposure and Impairment Loss Allowance:

(₹ in Crores)

Particulars	Stage I	Stage II	Stage III	Total
<b>As on 1st April 2017</b>				
Total Exposure	184,379.61	12,849.73	4,872.69	202,102.03
Impairment Allowance	1,324.86	5,011.36	2,648.95	8,985.17
ECL %	0.72%	39.00%	54.36%	4.45%
<b>As on 31st March 2018</b>				
Total Exposure	207,067.88	15,266.53	17,128.42	239,462.83
Impairment Allowance	1,090.78	1,694.30	8,490.53	11,275.61
ECL %	0.53%	11.10%	49.57%	4.71%
<b>As on 31st March 2019</b>				
Total Exposure	256,448.62	4,412.62	20,348.44	281,209.68
Impairment Allowance	525.26	1,273.72	9,698.95	11,497.93
ECL %	0.20%	28.87%	47.66%	4.09%

### (N) Concentration of credit risk

The Company monitors concentration of credit risk (loan assets including undisbursed Letters of Comfort) by type of industry in which the borrower operates, further bifurcated into type of borrower, whether state or private.

(₹ in Crores)

Particulars	As at 31.03.2019		As at 31.03.2018		As at 01.04.2017	
	Gross Amount	ECL	Gross Amount	ECL	Gross Amount	ECL
<b>Concentration by industry</b>						
Generation	131,019.56	10,730.93	112,763.35	10,357.10	99,789.89	8,222.57
Renewables	4,463.99	74.13	3,276.99	63.17	2,119.13	53.64
Transcos	51,995.18	429.47	43,432.91	624.88	40,228.28	505.43
Discoms	89,285.76	262.07	76,421.75	229.39	56,666.73	202.27
Government Loans	4,445.19	1.33	3,567.83	1.07	3,298.00	1.26
<b>Total</b>	<b>281,209.68</b>	<b>11,497.93</b>	<b>239,462.83</b>	<b>11,275.61</b>	<b>202,102.03</b>	<b>8,985.17</b>
<b>Concentration by ownership</b>						
State	247,719.13	445.42	206,410.51	403.71	168,810.93	317.77
Private	33,490.55	11,052.51	33,052.32	10,871.90	33,291.10	8,667.40
<b>Total</b>	<b>281,209.68</b>	<b>11,497.93</b>	<b>239,462.83</b>	<b>11,275.61</b>	<b>202,102.03</b>	<b>8,985.17</b>

### (O) Sector-wise Credit-impaired Assets - Percentage of Stage-III Assets to Total Advances in that sector

(₹ in Crores)

Particulars	As at 31.03.2019	As at 31.03.2018	As at 01.04.2017
Power Sector	7.24%	7.15%	2.41%

## CONSOLIDATED NOTES TO ACCOUNTS

### (P) Movement of Credit-impaired Assets

(₹ in Crores)

Particulars	FY 2018-19	FY 2017-18
(i) Gross Credit-impaired Assets to Gross Advances (%)	7.24%	7.15%
(ii) Net Credit-impaired Assets to Net Advances (%)	3.95%	3.79%
(iii) Movement of Credit-impaired Assets (Gross)		
(a) Opening balance	17,128.43	4,872.69
(b) Additions during the year	4,628.40	12,570.84
(c) Reductions during the year	(1408.39)	(315.10)
(d) Closing balance	20,348.44	17,128.43
(iv) Movement of Credit-impaired Assets (Net)		
(a) Opening balance	8,637.90	2,223.74
(b) Additions during the year	3,051.83	6,685.70
(c) Reductions during the year	(1040.24)	(271.54)
(d) Closing balance	10,649.49	8,637.90
(v) Movement of provisions for Credit-impaired Assets		
(a) Opening balance	8,490.53	2,648.95
(b) Provisions made during the year	1,576.57	5,885.14
(c) Write-off / write-back of excess provisions	(368.15)	(43.56)
(d) Closing balance	9,698.95	8,490.53

### (Q) Write off policy

The Company writes off financial assets, in whole or in part, when it has exhausted all practical recovery efforts and has concluded there is no reasonable expectation of recovery. Indicators that there is no reasonable expectation of recovery include ceasure of enforcement activity or where the Company's recovery method is foreclosing on collateral and the value of collateral is such that there is no reasonable expectation of recovery in full.

#### 53.1.4 Expected Credit Loss for Trade Receivables

The entity provides for lifetime credit losses in respect of trade receivables of RECPDCL, one of the subsidiary of REC using simplified approach under ECL method

Particulars	Less than 6 months	6 months- 1 year	1 year- 2 year	2 year- 3 year	More than 3 year	Total
<b>As at 31st March 2019</b>						
Gross carrying value	71.57	22.56	31.52	3.37	23.83	152.85
Expected loss rate	6.87%	21.41%	8.76%	50.15%	100.00%	24.88%
Expected credit loss (provision)	4.92	4.83	2.76	1.69	23.83	38.03
Carrying amount (net of impairment)	66.65	17.73	28.76	1.68	-	114.82
<b>As at 31st March 2018</b>						
Gross carrying value	89.24	11.22	28.30	0.04	23.78	152.58
Expected loss rate	6.22%	21.12%	15.09%	50.00%	100.00%	23.59%
Expected credit loss (provision)	5.55	2.37	4.27	0.02	23.78	35.99
Carrying amount (net of impairment)	83.69	8.85	24.03	0.02	-	116.59

## CONSOLIDATED NOTES TO ACCOUNTS

Particulars	Less than 6 months	6 months- 1 year	1 year- 2 year	2 year- 3 year	More than 3 year	Total
<b>As at 1st April 2017</b>						
Gross carrying value	113.71	12.83	15.35	3.07	20.71	165.67
Expected loss rate	5.29%	22.99%	24.17%	50.16%	100.00%	21.08%
Expected credit loss (provision)	6.01	2.95	3.71	1.54	20.71	34.92
Carrying amount (net of impairment)	107.70	9.88	11.64	1.53	-	130.75

Other trade receivables included in the financial statements pertain to RECTPCL, for which there is no Expected Credit Loss. The figure for the same as on 31.03.2019 is Rs 22.90 crores (Rs 17.17 crores as on 31.03.2018 and Rs 0.58 crores as on 01.04.2017)

### 53.2 Liquidity risk

Liquidity risk is the risk that the Company will encounter difficulty in meeting the obligations associated with its financial liabilities that are settled by delivering cash or another financial asset. The Company's approach to managing liquidity is to ensure as far as possible, that it will have sufficient liquidity to meet its liabilities when they are due.

The Company manages its liquidity risk through a mix of strategies, including forward-looking resource mobilization based on projected disbursements and maturing obligations. The Company has put in place an effective Asset Liability Management System and has also constituted an Asset Liability Management Committee ("ALCO") which monitors the liquidity risk with the help of liquidity gap analysis.

The Company maintains adequate bank balances, short term investments that are readily convertible into cash and adequate borrowing and overdraft facilities by continuously monitoring the forecast and actual cash flows.



## CONSOLIDATED NOTES TO ACCOUNTS

### 53.2.1 Maturity Pattern of Future Undiscounted Cash Flows

The cash flows towards items of financial liabilities (representing future undiscounted cash flows towards principal and interest) is as under:

(₹ in Crores)

As at 31st March 2019	Up to 30/31 days	Over 1 month & up to 2 Months	Over 2 months & up to 3 Months	Over 3 months & up to 6 Months	Over 6 months & up to 1 year	Over 1 year & up to 3 years	Over 3 years & up to 5 years	Over 5 years	Total
<b>Non-Derivative Financial Liabilities :</b>									
<b>Rupee Borrowings</b>									
Debt Securities									
- Principal	3,256.39	525.21	2,294.33	9,272.90	20,218.27	65,194.54	25,107.93	49,187.62	175,057.19
- Interest	484.75	912.75	1,840.88	2,754.00	6,877.86	19,633.29	11,001.43	13,288.00	56,792.96
Other Borrowings									
- Principal	-	350.00	500.00	850.00	200.01	4,257.52	13,405.02	5,187.59	24,750.14
- Interest	133.77	129.71	355.81	388.00	975.00	3,673.00	2,176.00	2,055.00	9,886.29
Subordinated Liabilities									
- Principal	-	-	-	-	-	-	2,500.00	2,151.20	4,651.20
- Interest	-	201.50	-	-	189.26	782.00	782.00	945.00	2,899.76
<b>Foreign Currency Borrowings</b>									
Debt Securities									
- Principal	-	-	-	-	-	2,766.85	4,841.99	5,187.85	12,796.69
- Interest	-	126.06	42.33	108.00	279.00	1,052.00	1,281.00	807.00	3,695.39
Other Borrowings									
- Principal	-	1,729.28	71.11	1,058.63	2,444.00	10,423.28	6,234.49	-	21,960.79
- Interest	43.40	54.77	42.07	229.00	290.00	734.00	278.00	-	1,671.24
<b>Derivative Liabilities :</b>									
Interest rate swaps	-	-	-	0.59	6.26	10.19	110.01	3.11	130.16
Currency swaps	-	-	-	-	-	0.40	-	-	0.40
Forward Contracts	10.27	-	-	-	-	-	-	-	10.27
Others -	-	-	-	-	-	-	-	-	-
Seagull Option	-	-	-	0.37	18.20	-	-	-	18.57

## CONSOLIDATED NOTES TO ACCOUNTS

(₹ in Crores)

As at 31st March 2018	Up to 30/31 days	Over 1 month & up to 2 Months	Over 2 months & up to 3 Months	Over 3 months & up to 6 Months	Over 6 months & up to 1 year	Over 1 year & up to 3 years	Over 3 years & up to 5 years	Over 5 years	Total
<b>Non-Derivative Financial Liabilities :</b>									
<b>Rupee Borrowings</b>									
Debt Securities									
- Principal	312.36	427.89	940.89	9,610.60	16,323.17	61,056.11	32,653.85	44,689.59	<b>166,014.46</b>
- Interest	415.74	777.17	1,636.05	2,475.00	7,218.16	19,907.58	11,268.40	12,649.00	<b>56,347.10</b>
Other Borrowings									
- Principal	-	-	-	-	200.00	200.00	-	-	<b>400.00</b>
- Interest	-	-	-	-	29.00	15.00	-	-	<b>44.00</b>
Subordinated Liabilities									
- Principal	-	-	-	-	-	-	-	2,500.00	<b>2,500.00</b>
- Interest	-	201.50	-	-	-	403.00	403.00	201.00	<b>1,208.50</b>
<b>Foreign Currency Borrowings</b>									
Debt Securities									
- Principal	-	-	-	-	-	2,601.76	-	4,878.30	<b>7,480.06</b>
- Interest	-	-	39.80	102.00	142.00	568.00	407.00	962.00	<b>2,220.80</b>
Other Borrowings									
- Principal	-	-	103.49	1,698.16	8,225.52	8,508.57	3,663.49	127.44	<b>22,326.67</b>
- Interest	33.87	42.91	63.03	151.00	270.00	541.00	101.00	2.00	<b>1,204.81</b>
<b>Derivative Liabilities :</b>									
Interest rate swaps	-	-	-	2.18	9.70	0.11	-	73.08	<b>85.07</b>
Currency swaps	-	-	-	5.35	3.08	63.07	-	-	<b>71.50</b>
Forward Contracts	-	-	-	-	-	-	-	-	-
Others -	-	-	-	-	-	-	-	-	-
Call Spread	-	-	-	1.37	37.98	43.05	78.77	-	<b>161.17</b>
Seagull Option	-	-	-	-	-	-	-	-	-

## CONSOLIDATED NOTES TO ACCOUNTS

(₹ in Crores)

As at 1st April 2017	Up to 30/31 days	Over 1 month & up to 2 Months	Over 2 months & up to 3 Months	Over 3 months & up to 6 Months	Over 6 months & up to 1 year	Over 1 year & up to 3 years	Over 3 years & up to 5 years	Over 5 years	Total
<b>Non-Derivative Financial Liabilities :</b>									
<b>Rupee Borrowings</b>									
Debt Securities									
- Principal	402.64	365.98	326.16	9,853.96	5,278.77	46,206.46	33,434.77	47,247.66	143,116.40
- Interest	399.38	752.39	1,383.18	2,760.00	6,195.15	19,114.43	12,396.19	15,291.00	58,291.72
Other Borrowings									
- Principal	-	-	-	-	350.00	400.00	-	-	750.00
- Interest	-	-	-	-	53.46	45.00	-	-	98.46
Subordinated Liabilities									
- Principal	-	-	-	-	-	-	-	2,500.00	2,500.00
- Interest	-	201.50	-	-	-	403.00	403.00	403.00	1,410.50
<b>Foreign Currency Borrowings</b>									
Other Borrowings									
- Principal	1,102.92	-	88.89	101.98	156.76	13,135.37	6,290.56	204.19	21,080.67
- Interest	13.21	33.35	45.40	136.00	196.00	579.00	129.00	5.00	1,136.96
<b>Derivative Liabilities :</b>									
Interest rate swaps	-	-	-	-	-	0.82	-	64.40	65.22
Currency swaps	79.25	-	2.11	4.51	-	29.66	42.22	5.45	163.20
Forward Contracts	-	-	-	-	-	-	-	-	-
Others -	-	-	-	-	-	-	-	-	-
Call Spread	-	-	-	-	-	55.46	70.59	-	126.05

Bonds with put & call option have been shown considering the earliest exercise date. The liquidity analysis for derivative financial liabilities is based on fair values of the derivative contracts and the maturity buckets have been derived on the basis of the remaining tenor of the respective derivative instrument.

## CONSOLIDATED NOTES TO ACCOUNTS

Significant cashflows required for financial liabilities shall be funded through the undiscounted cash flows (principal and interest) from loans as below:  
(₹ in Crores)

Particulars	Up to 30/31 days	Over 1 month & up to 2 Months	Over 2 months & up to 3 Months	Over 3 months & up to 6 Months	Over 6 months & up to 1 year	Over 1 year & up to 3 years	Over 3 years & up to 5 years	Over 5 years	Total
<b>As at 31st March 2019</b>									
Principal	1,654.88	1,316.82	3,073.31	7,365.12	13,781.11	55,904.77	50,995.33	135,620.42	269,711.76
Interest	866.67	684.94	5,324.18	6,853.48	12,557.11	43,097.02	31,940.32	53,720.12	155,043.84
<b>As at 31st March 2018</b>									
Principal	1,230.83	1,492.35	3,293.35	8,191.72	12,150.11	48,496.92	41,862.39	111,456.20	228,173.87
Interest	531.59	532.53	4,795.14	6,201.87	10,813.02	37,162.38	27,418.33	53,753.31	141,208.17
<b>As at 1st April 2017</b>									
Principal	1,001.24	893.61	2,277.07	5,717.85	9,745.28	38,401.16	35,944.37	98,986.89	192,967.47
Interest	329.97	372.01	4,903.23	6,344.17	10,568.49	37,093.49	28,347.84	48,660.08	136,619.28

The principal cash flows relating to Stage III assets, net of Expected Credit Loss have been considered in over 5 years bucket irrespective of the maturity date.

### 53.2.2 Maturity Pattern of Significant Financial Assets & Liabilities, as prescribed by RBI

As at	Up to 30/31 days	Over 1 month & up to 2 Months	Over 2 months & up to 3 Months	Over 3 months & up to 6 Months	Over 6 months & up to 1 year	Over 1 year & up to 3 years	Over 3 years & up to 5 years	Over 5 years	Total
<b>31st March 2019</b>									
Loan Assets	1,850.88	1,316.82	3,401.32	7,627.17	13,781.11	55,904.77	50,995.33	135,573.52	270,450.92
Investments	56.56	-	-	-	48.30	1,500.00	-	678.27	2,283.13
<b>Rupee Borrowings</b>									
Debt Securities	3,781.97	621.87	3,645.36	11,092.27	22,325.05	65,199.36	25,107.93	48,821.65	180,595.46
Other Borrowings	126.93	350.00	500.00	850.00	207.34	4,257.52	13,405.02	5,187.59	24,884.40
Subordinated Liabilities	-	168.38	-	-	1.59	-	2,499.15	2,149.65	4,818.77
<b>Foreign Currency Borrowings</b>									
Debt Securities	-	98.15	24.29	30.88	-	2,722.66	4,784.70	4,511.39	12,172.07
Other Borrowings	27.10	1,750.21	74.77	1,079.80	2,444.00	10,167.79	6,234.49	-	21,778.16
Foreign Currency Assets	-	-	-	-	-	-	-	-	-
Foreign Currency Liabilities (other than Borrowings)	-	-	-	-	-	-	-	-	-

## CONSOLIDATED NOTES TO ACCOUNTS

As at 31st March 2018	Up to 30/31 days	Over 1 month & up to 2 Months	Over 2 months & up to 3 Months	Over 3 months & up to 6 Months	Over 6 months & up to 1 year	Over 1 year & up to 3 years	Over 3 years & up to 5 years	Over 5 years	Total
<b>Loan Assets</b>	1,252.83	1,492.35	3,574.58	8,654.08	12,150.11	48,496.92	41,862.39	111,394.99	228,878.25
<b>Investments</b>	13.65	-	-	-	416.75	1,594.32	-	750.43	2,775.15
<b>Rupee Borrowings</b>									
Debt Securities	754.75	427.89	2,221.69	11,302.89	18,683.59	61,056.11	32,657.81	44,490.57	171,595.30
Other Borrowings	-	-	-	-	214.82	200.00	-	-	414.82
Subordinated Liabilities	-	168.38	-	-	-	-	-	2,498.98	2,667.36
<b>Foreign Currency Borrowings</b>									
Debt Securities	-	-	-	-	52.35	2,601.76	-	4,818.44	7,472.55
Other Borrowings	-	-	103.49	1,710.42	8,283.07	8,508.59	3,483.65	127.40	22,216.62
<b>Foreign Currency Assets</b>	-	-	-	-	-	-	-	-	-
<b>Foreign Currency Liabilities (other than Borrowings)</b>	-	-	-	-	-	-	-	-	-

As at 1st April 2017	Up to 30/31 days	Over 1 month & up to 2 Months	Over 2 months & up to 3 Months	Over 3 months & up to 6 Months	Over 6 months & up to 1 year	Over 1 year & up to 3 years	Over 3 years & up to 5 years	Over 5 years	Total
<b>Loan Assets</b>	1,020.74	893.61	2,545.88	6,499.11	9,745.28	38,401.16	35,944.37	98,884.37	193,934.52
<b>Investments</b>	13.65	-	-	-	83.07	492.49	1,500.00	739.87	2,829.08
<b>Rupee Borrowings</b>									
Debt Securities	828.77	365.98	1,508.30	11,689.95	7,463.07	46,209.63	33,434.77	47,150.50	148,650.97
Other Borrowings	-	-	-	-	-	-	-	-	-
Subordinated Liabilities	-	168.38	-	-	-	-	-	2,498.83	2,667.21
<b>Foreign Currency Borrowings</b>									
Other Borrowings	1,103.12	-	88.89	127.35	583.03	13,535.37	6,058.25	204.18	21,700.19
<b>Foreign Currency Assets</b>	-	-	-	-	-	-	-	-	-
<b>Foreign Currency Liabilities (other than Borrowings)</b>	-	-	-	-	-	-	-	-	-

## CONSOLIDATED NOTES TO ACCOUNTS

### 53.2.3 Financing arrangements

The Company had access to the following undrawn borrowing facilities at the end of the reporting period:

Particulars	(₹ in Crores)		
	As at 31.03.2019	As at 31.03.2018	As at 01.04.2017
<b>Expiring within one year (cash credit and other facilities)</b>			
- Floating rate	11,440.00	10,340.00	5,710.00
<b>Expiring beyond one year (loans/ borrowings)</b>			
- Floating rate	1,577.11	-	-

### 53.3 Market Risk - Currency Risk

The Company is exposed to foreign exchange risk arising from foreign currency transactions, primarily with respect to the US Dollar, EURO and JPY. Foreign exchange risk arises from recognised liabilities denominated in a currency, other than the functional currency of the Company. To mitigate the Company's exposure to foreign currency risk, non-INR cash flows are monitored and derivative contracts are entered into in accordance with the Company's risk management policies.

The Company has a board-approved Risk Management Policy which inter-alia aims to manage risks associated with foreign currency borrowings. Parameters like hedge ratio, un-hedged exposure, mark-to-market position, exposure limit with banks etc. are monitored as a part of foreign exchange risk and interest rate risk management. This policy provides the guiding parameters within which the Company can take decisions for managing the Currency Risk and interest risk that it is exposed to on account of foreign currency loan, including debt securities. The purpose of the policy is to provide a framework to the Company for management of its foreign currency risk and interest rate risk.

An Asset Liability Management Committee (ALCO) is currently functioning under the chairmanship of CMD, Director (Finance), Director (Technical), Executive Directors and General Managers from Finance and Operating Divisions as its members. ALCO monitors Foreign currency risk with exchange rate and interest rate managed through various derivative instruments. The Company enters into various derivative transactions to cover exchange rate through various instruments like foreign currency forwards contracts, currency options, principal only swaps and forward rate agreements. These derivative transactions are done for hedging purpose and not for trading or speculative purpose. In respect of foreign currency debt securities and borrowings, the company has also executed cross currency swaps (principal and/or interest) to hedge the Foreign Currency Exposure. The outstanding position of Foreign Currency Exposure as at 31st March 2019 is as under:

Currency	As at 31.03.2019			As at 31.03.2018			As at 01.04.2017		
	Total Exposure	Hedged through Derivatives	Unhedged Exposure	Total Exposure	Hedged through Derivatives	Unhedged Exposure	Total Exposure	Hedged through Derivatives	Unhedged Exposure
<b>USD \$</b>	4,830.00	3,370.00	1,460.00	4,420.87	2,680.00	1,740.87	2,885.00	2,530.00	355.00
<b>INR Equivalent</b>	33,409.74	23,310.73	10,099.01	28,755.15	17,431.82	11,323.33	18,705.94	16,404.17	2,301.77
<b>JPY ¥</b>	12,428.85	10,920.22	1,508.63	4,100.17	2,214.38	1,885.79	26,059.52	23,985.15	2,074.37
<b>INR Equivalent</b>	777.05	682.73	94.32	252.32	136.27	116.05	1,510.41	1,390.18	120.23
<b>EURO €</b>	73.45	48.00	25.45	99.13	73.68	25.45	124.80	99.35	25.45
<b>INR Equivalent</b>	570.74	373.00	197.74	799.21	594.02	205.19	864.21	687.97	176.24
<b>Total</b>	34,757.53	24,366.46	10,391.07	29,806.68	18,162.11	11,644.57	21,080.56	18,482.32	2,598.24

### 53.3.1 Sensitivity Analysis

The table below represents the impact on P&L including FCMITDA (+ Gain / (Loss) for 5% change in foreign currency exchange rate against INR on the unhedged exposures:

Particulars	As at 31.03.2019		As at 31.03.2018		As at 01.04.2017	
	Favorable	Adverse	Favorable	Adverse	Favorable	Adverse
USD/INR	328.50	(328.50)	368.33	(368.33)	75.26	(75.26)
JPY/INR	4.72	(4.72)	5.80	(5.80)	6.01	(6.01)
EUR/INR	1.27	(1.27)	10.26	(10.26)	8.81	(8.81)

(₹ in Crores)

\* Holding all other variables constant

### 53.4 Market Risk - Interest Rate Risk

Interest rate risk is the risk that the future cash flows of a financial instrument will fluctuate because of changes in interest rates.

The Company manages interest rate risk by entering into various derivative contracts like use of interest rate swap contracts and forward interest rate contracts. Hedging activities are evaluated regularly to align with interest rate views and defined risk appetite, ensuring the most cost-effective hedging strategies are applied.

The table below shows the overall exposure of the Company to interest rate risk on the floating rate liabilities, along with the bifurcation under hedged/ un-hedged category as at 31st March 2019 is as under:

F-179

Currency	As at 31.03.2019				As at 31.03.2018				As at 01.04.2017			
	Floating Interest Rate Exposure	Hedged through Derivatives	Unhedged Exposure		Floating Interest Rate Exposure	Hedged through Derivatives	Unhedged Exposure		Floating Interest Rate Exposure	Hedged through Derivatives	Unhedged Exposure	
INR Borrowings	19,550.00	-	19,550.00	-	-	-	-	-	-	-	-	-
USD \$	2,980.00	2,005.00	975.00	2,335.00	3,270.87	2,885.00	2,085.00	2,885.00	2,085.00	2,085.00	800.00	800.00
INR Equivalent	20,613.05	13,868.85	6,744.20	15,187.80	21,275.07	6,087.27	6,087.27	18,765.22	13,561.69	5,203.53	5,203.53	5,203.53
JPY ¥	10,327.12	10,327.12	-	-	-	-	-	19,029.00	-	-	19,029.00	19,029.00
INR Equivalent	645.65	645.65	-	-	-	-	-	1,102.92	-	-	1,102.92	1,102.92
<b>Total INR Equivalent</b>	<b>40,808.70</b>	<b>14,514.50</b>	<b>26,294.20</b>	<b>15,187.80</b>	<b>21,275.07</b>	<b>6,087.27</b>	<b>6,087.27</b>	<b>19,868.14</b>	<b>13,561.69</b>	<b>13,561.69</b>	<b>6,306.45</b>	<b>6,306.45</b>

(Foreign Currency amounts in Millions, INR equivalent in ₹ Crores)

The Company's lending portfolio carries interest at semi-fixed rate i.e. fixed rate of interest with 3/10 year reset option with the borrower. The Company reviews its lending rates periodically based on prevailing market conditions, borrowing cost, yield, spread, competitors' rates, sanctions and disbursements etc. In order to manage pre-payment risks, the Company charges pre-payment premium from borrowers in case of pre-payment of loan. The interest rate risk is managed by the analysis of interest rate sensitivity gap statements and by evaluating the creation of assets and liabilities with a mix of fixed and floating interest rates.



## CONSOLIDATED NOTES TO ACCOUNTS

The Company is exposed to interest rate risk on following Loan Assets which are at semi-fixed rates:

(₹ in Crores)

Description	As at 31.03.2019	As at 31.03.2018	As at 01.04.2017
Rupee Loans	279,021.68	233,801.39	198,339.83

### Sensitivity Analysis

The table below represents the impact on P&L (Gain / (Loss) for 50 basis points increase or decrease in interest rate on Company's floating rate assets and liabilities on the unhedged exposures:

(₹ in Crores)

Particulars	As at 31.03.2019		As at 31.03.2018		As at 01.04.2017	
	Increase	(Decrease)	Increase	(Decrease)	Increase	(Decrease)
Floating Rate Loan Liabilities	(85.53)	85.53	(19.80)	19.80	(20.62)	20.62
Floating/ semi-fixed Rate Loan Assets	907.60	(907.60)	760.51	(760.51)	648.49	(648.49)

\* Holding all other variables constant

The above sensitivity analysis has been prepared assuming that the amount outstanding at the end of the reporting period remains outstanding for the whole year. A 50 basis point increase or decrease represents management's assessment of the reasonably possible change in interest rates.

### 53.5 Market Risk - Price risk

The Company is exposed to equity price risks arising from investments in quoted equity shares and venture capital funds. The Company's equity investments are held for strategic rather than trading purposes.

#### Sensitivity Analysis

The table below represents the impact on OCI Gain / (Loss) for 5% increase or decrease in the respective prices on Company's equity investments, outside the group:

(₹ in Crores)

Particulars	As at 31.03.2019		As at 31.03.2018		As at 01.04.2017	
	Increase	(Decrease)	Increase	(Decrease)	Increase	(Decrease)
Impact on Other Comprehensive Income (OCI)	32.35	(32.35)	35.93	(35.93)	35.40	(35.40)

## 54 Additional Disclosures in respect of derivatives

### 54.1 Forward Rate Agreements/ Interest Rate Swaps

(₹ in Crores)

Particulars	As at 31.03.2019	As at 31.03.2018	As at 01.04.2017
(i) The notional principal of swap agreements	45,803.16	42,961.27	42,220.55
(ii) Losses which would be incurred if counterparties failed to fulfill their obligations under the agreements	1,802.58	690.38	628.07
(iii) Collateral required by the NBFC upon entering into swaps	NIL	Nil	Nil
(iv) Concentration of credit risk arising from the swaps	Refer Note Below	Refer Note Below	Refer Note Below
(v) The fair value of the swap book	1,643.18	372.63	273.61

\* includes all the currency derivatives and interest rate derivatives entered by the Company. REC, being NBFC has entered into swap agreements with Category-I, Authorized Dealers Banks only, in accordance with the RBI guidelines. All the swap agreements entered into with banks are well with in the credit risk limit defined in the Board approved Risk Management Policy.



## CONSOLIDATED NOTES TO ACCOUNTS

54.2 The Company has not entered into any exchange traded Interest Rate (IR) derivatives.

### 54.3 Quantitative Disclosures

(₹ in Crores)

Particulars	Currency Derivatives *			Interest Rate Derivatives **		
	As at 31.03.19	As at 31.03.18	As at 01.04.17	As at 31.03.19	As at 31.03.18	As at 01.04.17
(i) Derivatives (Notional Principal Amount) For hedging	24,366.46	15,455.07	19,130.70	21,436.70	27,506.20	23,089.85
(ii) Marked to Market Positions						
a) Asset (+)	1,642.11	453.61	370.75	160.47	236.77	257.32
b) Liability (-)	29.24	232.67	289.24	130.16	85.08	65.22
(iii) Credit Exposure	24,366.46	15,455.07	19,130.70	21,436.70	27,506.20	23,089.85
(iv) Unhedged Exposures	10,391.07	11,644.57	2,598.24	N.A.	N.A.	N.A.

\* Includes Full Hedge, Principal only Swap and Call Spread.

\*\* Includes Interest Rate Derivatives as a strategy of cost reduction

### 55 Exposure Related Disclosures

RBI, vide its letter dated 17th September 2010 had categorized REC as an Infrastructure Finance Company (IFC) in terms of instructions contained in RBI Circular CC No.168 dated 12th February 2010. As an IFC, the total permissible exposure for lending in the private sector is 25% of owned funds in case of single borrower and 40% in case of a single group of borrowers and exposure for lending and investing taken together can be upto 30% and 50% of owned funds, respectively.

In respect of Central/State Government entities, RBI vide its letter No.DNBR.PD.CO.No.2184/03.10.001/2015-16 dated 16th June 2016 has exempted REC from applicability of RBI's concentration of credit/investment norms till 31st March, 2022. In view of the above, our maximum credit exposure limits to Central and State power Utilities continue to vary from 50% to 250% of owned funds, depending upon entity appraisal.

In respect of Private Sector entities, the Company's credit exposure to single borrowers and group borrowers did not exceed the RBI prudential exposure limits as at 31st March 2019, 31st March 2018 and 1st April 2017.

#### 55.1 Exposure to Real Estate Sector

The Company has no exposure to real estate sector as at 31st March 2019 (As at 31st March 2018 Nil, as at 1st April 2017 Nil).

#### 55.2 Exposure to Capital Market

(₹ in Crores)

Particulars	As at 31.03.2019	As at 31.03.2018	As at 01.04.2017
(i) Direct investment in equity shares, convertible bonds, convertible debentures and units of equity-oriented mutual funds the corpus of which is not exclusively invested in corporate debt;	820.44	885.00	877.84
(ii) Advances against shares/ bonds/ debentures or other securities or on clean basis to individuals for investment in shares (including IPOs/ ESOPs), convertible bonds, convertible debentures, and units of equity-oriented mutual funds;	-	-	-
(iii) Advances for any other purposes where shares or convertible bonds or convertible debentures or units of equity oriented mutual funds are taken as primary security;	-	-	-

## CONSOLIDATED NOTES TO ACCOUNTS

(₹ in Crores)

Particulars	As at 31.03.2019	As at 31.03.2018	As at 01.04.2017
(iv) Advances for any other purposes to the extent secured by the collateral security of shares or convertible bonds or convertible debentures or units of equity oriented mutual funds i.e. where the primary security other than shares/ convertible bonds / convertible debentures / units of equity oriented mutual funds does not fully cover the advances;	-	-	-
(v) Secured and unsecured advances to stockbrokers and guarantees issued on behalf of stockbrokers and market makers;	-	-	-
(vi) Loans sanctioned to corporates against the security of shares / bonds / debentures or other securities or on clean basis for meeting promoter's contribution to the equity of new companies in anticipation of raising resources;	-	-	-
(vii) Bridge loans to companies against expected equity flows/ issues;	-	-	-
(viii) All exposures to Venture Capital Funds (both registered and unregistered)	6.18	6.26	6.30
<b>Total Exposure to Capital Market</b>	<b>826.62</b>	<b>891.26</b>	<b>884.14</b>

### 55.3 Concentration of Advances, Exposures and Credit-impaired Assets

(₹ in Crores)

Particulars	As at 31.03.2019	As at 31.03.2018	As at 01.04.2017
(i) Concentration of Advances			
Total Advances to twenty largest borrowers (₹ in Crores)	158,931.60	136,285.52	111,916.90
Percentage of Advances to twenty largest borrowers to Total Advances of the Company	56.52%	56.92%	55.42%
(ii) Concentration of Exposures			
Total Exposure to twenty largest borrowers (₹ in Crores)	254,896.66	236,006.27	197,327.07
Percentage of Exposures to twenty largest borrowers to Total Exposure of the Company on borrowers	59.46%	59.25%	60.34%
(iii) Concentration of Credit-impaired Assets			
Total Outstanding to top four Credit-impaired Assets (₹ in Crores)	8,502.74	8,558.91	3,444.72
Total Exposure to the above four Credit-impaired Assets (₹ in Crores)	8,502.74	8,558.91	3,444.72

**56** The Company has not entered into any securitisation/ assignment transactions during the year ended 31st March 2019 (Previous year Nil). Further, no assets have been sold to securitisation/ reconstruction company for asset reconstruction. The Company has also not entered into any transaction of sale and purchase of non-performing financial assets.

### 57 Fair value disclosures

The fair values of financial instruments measured at amortised cost and the carrying cost of financial instruments measured at fair value by category are as follows:

(₹ in Crores)

Particulars	Note No.	As at 31.03.2019	As at 31.03.2018	As at 01.04.2017
<b>Financial assets measured at fair value</b>				
Derivative financial instruments	8	1,802.58	690.38	628.07
Investments* measured at				

## CONSOLIDATED NOTES TO ACCOUNTS

(₹ in Crores)

Particulars	Note No.	As at 31.03.2019	As at 31.03.2018	As at 01.04.2017
(i) Fair value through other comprehensive income	10	646.99	718.63	708.07
(ii) Fair value through profit and loss	10	1,556.87	1,500.62	1,500.62
<b>Financial assets measured at amortised cost</b>				
Cash and cash equivalents	5	381.99	248.43	4,468.51
Other Bank Balances	6	1,733.08	1,946.84	72.98
Trade receivables	7	137.72	133.76	131.33
Loan Assets	9	270,450.92	228,878.25	193,934.52
Investments	10	79.27	555.90	620.39
Other financial assets	11	18,363.99	4,281.53	62.65
<b>Total</b>		<b>295,153.41</b>	<b>238,954.34</b>	<b>202,127.14</b>
<b>Financial liabilities measured at fair value</b>				
Derivative financial instruments	8	159.40	317.75	354.46
<b>Financial liabilities measured at amortised cost</b>				
Trade payables	19	67.29	63.14	43.19
Debt securities	20	192,767.51	179,067.85	148,650.96
Borrowings (other than debt securities)	21	46,662.54	22,631.42	21,700.17
Subordinated liabilities	22	4,818.76	2,667.36	2,667.21
Other financial liabilities	23	19,227.07	4,703.05	260.08
<b>Total</b>		<b>263,702.57</b>	<b>209,450.57</b>	<b>173,676.07</b>

### 57.1 Fair values hierarchy

The fair value of financial instruments as referred above has been classified into three categories depending on the inputs used in the valuation technique. The hierarchy gives the highest priority to quoted prices in active markets for identical assets or liabilities [Level 1 measurements] and lowest priority to unobservable inputs [Level 3 measurements].

The categories used are as follows:

Level 1: Quoted prices (unadjusted) for identical instruments in an active market;

Level 2: Directly (i.e. as prices) or indirectly (i.e. derived from prices) observable market inputs, other than Level 1 inputs; and

Level 3: Inputs which are not based on observable market data (unobservable inputs).

The Company's policy is to recognize transfers into and transfer out of fair value hierarchy at the date of event or change in circumstances that caused the transfer.

#### Financial assets and liabilities measured at fair value - recurring fair value measurements

(₹ in Crores)

Particulars	As at 31.03.2019			As at 31.03.2018			As at 01.04.2017		
	Level 1	Level 2	Level 3	Level 1	Level 2	Level 3	Level 1	Level 2	Level 3
<b>Investments at FVOCI</b>									
Equity investments	640.81	6.18	-	712.37	6.26	-	592.52	6.30	109.25
<b>Investments at FVTPL</b>									
Perpetual Bonds	-	-	1,556.87	-	-	1,500.62	-	-	1,500.62
<b>Assets at FVTPL</b>									
Derivative financial instruments	-	1,802.58	-	-	690.38	-	-	628.07	-
<b>Liability at FVTPL</b>									

## CONSOLIDATED NOTES TO ACCOUNTS

(₹ in Crores)

Particulars	As at 31.03.2019			As at 31.03.2018			As at 01.04.2017		
	Level 1	Level 2	Level 3	Level 1	Level 2	Level 3	Level 1	Level 2	Level 3
Derivative financial instruments	-	159.40	-	-	317.75	-	-	354.46	-

### Valuation Techniques for fair value disclosures (Level 1 , Level 2 and Level 3)

- (A) Investment in Quoted Equity Investments - Level 1 - Investment in listed equity instruments are measured at their readily available quoted price in the market.
- (B) Investment in Venture Capital Fund - Level 2 - Investment in venture capital fund are measured at their fair value as per the Net Asset Value (NAV) Certificate shared by the fund.
- (C) Derivative Financial Instruments - Level 2 - The fair value has been determined by an independent valuer using observable inputs including forward exchange rates, interest rates corresponding to the maturity of the contract, implied volatilities, etc.
- (D) Investment in Perpetual Bond Investments - Level 3 - The Company has made investments in perpetual bonds of Indian Bank, Vijaya Bank and Syndicate Bank which are quoted on NSE/BSE. The Company checks for active market transactions for these bonds. In such investments held by the Company, there is no history of any market activity in these bonds, and therefore, quoted price for such bonds is not available. The Company checks for any significant changes in credit rating of the borrower bank, and if no change is noted, then, coupon rate is considered for computing the fair value using discounted cash flow method.
- (E) Investment in Unquoted Equity Investments - Level 3 - Investment in unquoted equity instruments of Universal Commodity Exchange Ltd. (UCX) and Lanco Teesta Hydro Power Pvt. Ltd. are classified as Level 3 and have been carried at Nil value by the Company due to the company specific reasons. UCX was shut down in 2014, thereby, ceasing to exist as a going concern. Further, the Company had acquired investment in Lanco Teesta Hydro Power Pvt. Ltd., on conversion of its credit-impaired loan. Since the Company has already recognised lifetime Expected Credit Loss on the loan, the equity value is considered to be Nil.

### 57.2 Reconciliation of Financial Instruments fair valued through Level 3 inputs

The following tables show the reconciliation of the opening and closing amounts of Level 3 financial assets and liabilities measured at fair value:

(₹ in Crores)

Particulars	FVTPL	FVOCI	Total
	Investment in Perpetual Bonds	Investment in Equity Instruments	
<b>FY 2017-18</b>			
Opening Balance	1,500.62	109.25	1,609.87
Settlement	(168.25)	-	(168.25)
Transfer from Level 3	-	(109.25)	(109.25)
Net interest income, net trading income and other income	168.25	-	168.25
<b>Closing Balance</b>	<b>1,500.62</b>	<b>-</b>	<b>1,500.62</b>
Unrealised gains/ (losses) on balances held at the end of the period	0.62	-	0.62
<b>FY 2018-19</b>			
Opening Balance	1,500.62	-	1,500.62
Settlement	(112.00)	-	(112.00)
Net interest income, net trading income and other income	168.25	-	168.25
<b>Closing Balance</b>	<b>1,556.87</b>	<b>-</b>	<b>1,556.87</b>
Unrealised gains/ (losses) on balances held at the end of the period	56.87	-	56.87

## CONSOLIDATED NOTES TO ACCOUNTS

### 57.3 Fair value of instruments measured at amortised cost

Fair value of instruments measured at amortised cost for which fair value is disclosed is as follows, these fair values are calculated using Level 3 inputs:

(₹ in Crores)

Particulars	As at 31.03.2019		As at 31.03.2018		As at 01.04.2017	
	Carrying value	Fair value	Carrying value	Fair value	Carrying value	Fair value
<b>Financial assets</b>						
Cash and cash equivalents	381.99	381.99	248.43	248.43	4,468.51	4,468.51
Bank balances other than above	1,733.08	1,733.08	1,946.84	1,946.84	72.98	72.98
Trade receivables	137.72	137.72	133.76	133.76	131.33	131.33
Other receivables	-	-	-	-	-	-
Loans	270,450.92	267,598.29	228,878.25	226,731.59	193,934.52	193,558.09
Investments	79.27	79.27	555.90	555.90	620.39	620.39
Other financial assets	18,363.99	18,365.66	4,281.53	4,282.35	62.65	62.20
<b>Total</b>	<b>291,146.97</b>	<b>288,296.01</b>	<b>236,044.71</b>	<b>233,898.87</b>	<b>199,290.38</b>	<b>198,913.50</b>
<b>Financial liabilities</b>						
Trade payables	67.29	67.29	63.14	63.14	43.19	43.19
Other payables	-	-	-	-	-	-
Debt securities	192,767.51	194,378.93	179,067.85	183,492.24	148,650.96	156,113.45
Borrowings (other than debt securities)	46,662.54	46,595.46	22,631.42	22,623.10	21,700.17	21,671.66
Subordinated liabilities	4,818.76	4,748.14	2,667.36	2,701.11	2,667.21	2,723.89
Other financial liabilities	19,227.07	19,227.07	4,703.05	4,703.05	260.08	260.08
<b>Total</b>	<b>263,475.88</b>	<b>264,949.60</b>	<b>209,069.68</b>	<b>213,519.50</b>	<b>173,278.42</b>	<b>180,769.08</b>

#### Valuation methodologies of financial instruments not measured at fair value

Below are the methodologies and assumptions used to determine fair values for the above financial instruments which are not recorded and measured at fair value in the Company's financial statements. These fair values were calculated for disclosure purposes only. The below methodologies and assumptions relate only to the instruments in the above tables:

#### Financial assets and liabilities

For financial assets and financial liabilities that have a short-term maturity (less than twelve months), the carrying amounts, which are net of impairment, are a reasonable approximation of their fair value. Such instruments include: cash and balances, Trade receivables, Contract assets, balances other than cash and cash equivalents, trade payables and contract liability without a specific maturity.

#### Loans and advances to customers

Fair values of loan assets are calculated using a portfolio-based approach, grouping loans as far as possible into homogenous groups based on similar characteristics. The Company then calculates and extrapolates the fair value to the entire portfolio, using discounted cash flow models that incorporate interest rate estimates considering all significant characteristics of the loans. Where such information is not available, the Company uses historical experience and other information used in its collective impairment models.

#### Financial assets at amortised cost

The fair values of debt securities measured at amortised cost are estimated using a discounted cash flow model based on contractual cash flows using actual or estimated yields and discounting by yields incorporating the counterparties' credit risk.

## CONSOLIDATED NOTES TO ACCOUNTS

### Issued debt

The fair values of the Company fixed interest-bearing debt securities, borrowings and subordinated liabilities are determined by applying discounted cash flows ('DCF') method, using discount rate that reflects the issuer's borrowing rate as at the end of the reporting period. The own non-performance risk as at 31st March 2019 was assessed to be insignificant.

All other debt securities, borrowings and subordinated liabilities availed by the Company are variable rate facilities which are subject to changes in underlying Interest rate indices. Further, the credit spread on these facilities are subject to change with changes in Company creditworthiness. The management believes that the current rate of interest on these loans are in close approximation from market rates applicable to the Company. Therefore, the management estimates that the fair value of these borrowings are approximate to their respective carrying values.

### 58 Disclosure under Micro, Small and Medium Enterprises Development Act, 2006:

Description	(₹ in Crores)		
	As at 31.03.2019	As at 31.03.2018	As at 01.04.2017
Principal amount remaining unpaid as at year end	2.65	1.83	0.30
Interest due thereon remaining unpaid as at year end	0.39	0.14	0.06
Interest paid by the company in terms of Section 16 of MSME Development Act, 2006 along with the amount of the payment made to the supplier beyond the appointed day during the year.	-	-	-
Interest due and payable for the period of delay in making payment but without adding the interest specified under MSME Development Act, 2006.	-	-	-
Interest accrued and remaining unpaid as at year end.	0.39	0.14	0.06
Further interest remaining due and payable even in the succeeding years, until such date when the interest due as above are actually paid to the small enterprises.	-	-	-

### 59 Related Party Disclosures :

#### 59.1 List of Related Parties

##### (1) Key Managerial Personnel

Dr. P.V. Ramesh	Chairman & Managing Director (upto 5th March 2019)
Sh. Ajeet Kumar Agarwal	Chairman & Managing Director (w.e.f 6th March 2019) and Director (Finance)
Sh. Sanjeev Kumar Gupta	Director (Technical)
Dr. Arun Kumar Verma	Govt. Nominee Director (Non-executive Director)
Sh. Aravamudan Krishna Kumar	Part Time Non-Official Independent Director
Smt. Asha Swarup	Part Time Non-Official Independent Director
Dr. Bhagvat Kishanrao Karad	Part Time Non-Official Independent Director (w.e.f. 17th July 2018).
Prof. T.T. Ram Mohan	Part Time Non-Official Independent Director
Sh. J.S. Amitabh	GM & Company Secretary

##### (2) Holding Company

Power Finance Corporation Ltd. (w.e.f. 28th March 2019)

## CONSOLIDATED NOTES TO ACCOUNTS

### (3) Associate Companies of REC Transmission Projects Company Limited

Dinchang Transmission Limited

Ghatampur Transmission Limited - Transferred to M/s Adani Transmission Limited (ATL) on 19.06.2018, substantially upon the terms and conditions as detailed in the Share Purchase Agreement executed between RECTPCL, Ghatampur Transmission Limited and ATL.

Chandil Transmission Limited

Koderma Transmission Limited

Dumka Transmission Limited

Mandar Transmission Limited

Jawaharpur-Firozabad Transmission Limited - Incorporated on 20.08.2018 and transferred to Power Grid Corporation of India Limited (PGCIL) on 21.12.2018, substantially upon the terms and conditions as detailed in the Share Purchase Agreement executed between RECTPCL, Jawaharpur Firozabad Transmission Limited and PGCIL.

Bhind-Guna Transmission Limited - Incorporated on 18.09.2018

Udupi Kasargode Transmission Limited - Incorporated on 29.11.2018

Jam Khambaliya Transco Limited - Incorporated on 11.03.2019

Khetri Transco Limited - Incorporated on 12.03.2019

Ajmer Phagi Transco Limited - Incorporated on 19.03.2019

Lakadia Banaskantha Transco Limited - Incorporated on 19.03.2019

WRSS XXI (A) Transco Limited - Incorporated on 26.03.2019

### (4) Joint Ventures

Energy Efficiency Services Limited (EESL)

Creighton Energy Limited (through EESL)

EESL EnergyPro Assets Limited (through EESL)

Edina Acquisition Limited (through EESL)

Anesco Energy Services South Limited (through EESL)

Edina Limited (through EESL)

EPAL Holdings Limited (through EESL)

Edina Australia Pty Limited (through EESL)

Edina Power Services Limited (through EESL)

Stanbeck Limited (through EESL)

Edina UK Limited (through EESL)

Edina Power Limited (through EESL)

Armoura Holdings Limited (through EESL)

Edina Manufacturing Limited (through EESL)

## CONSOLIDATED NOTES TO ACCOUNTS

### (5) Post-employment Benefit Plan Trusts

REC Limited Contributory Provident Fund Trust

REC Gratuity Fund

REC Employees' Superannuation Trust

REC Retired Employees' Medical Trust

### (6) Society registered for undertaking CSR Initiatives

REC Foundation

Below mentioned related parties of the Holding Company will also be considered as related parties of REC w.e.f. 28th March 2019.

#### (1) Key Managerial Personnel of Holding Company

Shri Rajeev Sharma	Chairman & Managing Director
Shri N. B. Gupta	Director (Finance)
Shri Chinmoy Gangopadhyay	Director (Projects)
Shri Praveen Kumar Singh	Director (Commercial)
Shri Sitaram Pareek	Part Time Non-Official Independent Director
Smt. Gouri Chaudhury	Part Time Non-Official Independent Director
Shri Manohar Balwani	Company Secretary

#### (2) Subsidiary Companies of Holding Company

PFC Consulting Limited (PFCCL)

Power Equity Capital Advisors (Pvt) Limited (PECAP) (Decision of voluntary winding up of PECAP is under consideration of MoP, Gol.)

#### (3) Associate Companies of Holding Company

Sakhigopal Integrated Power Company Limited

Coastal Maharashtra Mega Power Limited

Ghogarpalli Integrated Power Company Limited

Orissa Integrated Power Limited

Tatiya Andhra Mega Power Limited

Coastal Karnataka Power Limited

Deoghar Mega Power Limited

Coastal Tamil Nadu Power Limited

Cheyur Infra Limited

Chhattisgarh Surguja Power Limited

Odisha Infrapower Limited

Deoghar Infra Limited

Bihar Mega Power Limited

Bihar Infrapower Limited



## CONSOLIDATED NOTES TO ACCOUNTS

Jharkhand Infrapower Limited

Tanda Transmission Company Limited (through PFCCL)

Shongtong Karcham-Wangtoo Transmission Limited (through PFCCL)

Ballabgarh-GN Transmission Company Limited (through PFCCL)

Mohindergarh-Bhiwani Transmission Limited (through PFCCL)

Bikaner-Khetri Transmission Limited (through PFCCL)

South-Central East Delhi Power Transmission Limited (through PFCCL)

Bhuj-II Transmission Limited (through PFCCL)

Fatehgarh-II Transco Limited (through PFCCL)

Bijawar-Vidarbha Transmission Limited (through PFCCL)

Vapi II North Lakhimpur Transmission Limited (through PFCCL)

Lakadia-Vadodara Transmission Project Limited (through PFCCL)

#### (4) Post-employment Benefit Plan Trusts of Holding Company

PFC Employees Provident Fund Trust

PFC Employees Gratuity Trust

PFC Defined Contribution Pension Scheme 2007

PFC Ltd. Superannuation Medical Fund

#### 59.2 Amount due from/ to the related parties :

(₹ in Crores)

Particulars	As at 31.03.2019	As at 31.03.2018	As at 01.04.2017
<b>Associates</b>			
Loans to associates	9.06	7.58	2.88
Payables	0.08	-	-
<b>Post-employment Benefit Plan Trusts</b>			
Debt Securities	3.00	3.00	3.00
Other financial liabilities	31.78	2.84	13.63
Other financial assets	2.77	-	-
<b>Post-employment Benefit Plan Trusts of Holding Company</b>			
Debt Securities	1.20	-	-
<b>Key Managerial Personnel</b>			
Debt Securities	1.00	0.25	0.25
Staff Loans & Advances	0.46	0.56	0.53
<b>Key Managerial Personnel of Holding Company</b>			
Debt Securities	0.10	-	-

## CONSOLIDATED NOTES TO ACCOUNTS

### 59.3 Transactions with the related parties :

(₹ in Crores)

Particulars	FY 2018-19	FY 2017-18
<b>Post-employment Benefits Plan Trusts</b>		
Contributions made by the Company during the year	99.58	13.63
Subscription to GOI Serviced Bonds	29.30	-
Finance Costs - Interest Paid	0.27	0.27
<b>Post-employment Benefits Plan Trusts of Holding Company</b>		
Subscription to the bonds of Company	1.20	
<b>REC Foundation</b>		
CSR Expenses	98.83	
<b>Key Managerial Personnel</b>		
Staff Loans & Advances	-	0.20
Interest Income on Staff Loans	0.09	0.04
Finance Cost	0.02	0.01
Employee Benefits Expense - Managerial Remuneration	2.65	2.07
Directors' Sitting Fee	0.24	0.18

### 59.4 Managerial Remuneration

The details of remuneration to Key Managerial Personnel (KMP) during the reporting period is as below:

(₹ in Crores)

Particulars	FY 2018-19	FY 2017-18
(i) Short-term employee benefits	2.44	1.93
(ii) Post employment benefits	0.21	0.14
<b>Total</b>	<b>2.65</b>	<b>2.07</b>

As the liabilities for the gratuity and compensated absence are provided on an actuarial basis for the Company as a whole rather than each individual employee, the amounts pertaining specifically to KMP are not known and hence, not included in the above table. Gratuity and compensated absence, are included based on actual payment in respective year based in the above table.

### 59.5 Disclosure in respect of entities under the control of the same government (Government related entities)

List of Government related entities

The Company had transactions with the following government related entities during the year:

- Bhartiya Rail Bijlee Company Ltd
- Bhilai Electric Supply Company Ltd.
- Bihar Grid Company Ltd
- Damodar Valley Corporation
- Nabinagar Power Generating Co. Pvt. Ltd.
- Neyveli Uttar Pradesh Power Ltd
- NTPC Tamil Nadu Energy Company Ltd.
- Patratu Vidut Utpadan Nigam Ltd.
- THDC India Ltd.
- Singareni Collieries Company Limited

## CONSOLIDATED NOTES TO ACCOUNTS

Aggregate transactions with such government related entities are as under:

Particulars	(₹ in Crores)	
	FY 2018-19	FY 2017-18
Disbursement of Loans	3,583.67	4,193.05
Interest income recognised	1,935.27	1,877.35

Aggregate balance outstanding from such government related entities are as under:

Particulars	(₹ in Crores)		
	As at 31.03.2019	As at 31.03.2018	As at 01.04.2017
Loan Assets	21,034.76	19,879.42	16,727.92
Interest Accrued	15.88	12.60	11.60

Refer Note No. 11, 23 and 27 in respect of material transactions with the Central Govt.

### 60 Disclosures for Employee Benefits as required under Ind AS 19 'Employee Benefits':

#### 60.1 Defined Contribution Plans

##### A. Provident Fund

REC pays fixed contribution of Provident Fund at pre-determined rates to a separate trust registered under The Provident Fund Act, 1925 which invests the funds in permitted securities. The trust fixes the rate of interest on contribution to the members of the fund based upon the returns earned on investments during the year. Since the Act does not prescribe the minimum interest to be paid to the members of the fund, it is considered as Defined Contribution Plan as per the provisions of Ind AS 19.

In case of RECPDCL, there is no separate trust and the Company makes Provident Fund Contributions to defined contribution plans.

##### B. Defined Contribution Superannuation Scheme

The Company pays fixed contribution towards superannuation scheme at pre-determined rates to NPS Trust/ separate trust which invests the funds in the permitted securities. The balance with the NPS Trust/ separate trust includes the monthly contributions in the members' account along with the accumulated returns. When the pension becomes payable to the member, the amount standing to the credit of the member is appropriated towards the member's accumulation and annuities, as opted for by the member is allotted.

The Group has recognised an expense of ₹ 14.87 Crores (Previous year ₹ 14.10 Crores) towards defined contribution plans.

#### 60.2 Defined Benefit Plans - Post-Employment Benefits

##### A. Gratuity

The Company has a defined gratuity scheme which is managed by a separate trust. Every employee who has rendered continuous service of five years or more is entitled to gratuity at 15 days salary for each completed year of service subject to a maximum of ₹ 0.20 crores on superannuation, resignation, termination, disablement or on death, considering the provisions of the Payment of Gratuity Act, 1972, as amended. The liability of Gratuity is recognized on the basis of actuarial valuation.

##### Net Defined Benefit (Asset)/ Liability

Particulars	(₹ in Crores)		
	As at 31.03.2019	As at 31.03.2018	As at 01.04.2017
Present value of Defined benefit obligation	42.41	52.59	50.61
Fair Value of Plan Assets	44.15	48.66	35.69
Net Defined Benefit (Asset)/ Liability	(1.74)	3.93	14.92

## CONSOLIDATED NOTES TO ACCOUNTS

### Movement in net defined benefit (asset)/ liability

(₹ in Crores)

Particulars	Defined Benefit Obligation		Fair Value of Plan Assets		Net Defined Benefit (Asset)/ Liability	
	FY 2018-19	FY 2017-18	FY 2018-19	FY 2017-18	FY 2018-19	FY 2017-18
<b>Opening Balance</b>	<b>52.59</b>	50.61	<b>48.66</b>	35.69	<b>3.93</b>	14.92
<b>Included in profit or loss</b>						
Current service Cost	<b>2.59</b>	2.11	-	-	<b>2.59</b>	2.11
Interest cost / income	<b>4.00</b>	3.80	<b>3.71</b>	2.67	<b>0.29</b>	1.13
<b>Total amount recognised in profit or loss</b>	<b>6.59</b>	<b>5.91</b>	<b>3.71</b>	<b>2.67</b>	<b>2.88</b>	<b>3.24</b>
<b>Included in OCI</b>						
Re-measurement loss (gain)						
- Actuarial loss (gain) arising from changes in financial assumptions	<b>(0.31)</b>	0.27	-	-	<b>(0.31)</b>	0.27
- Actuarial loss (gain) arising from changes in demographic assumptions	<b>(1.44)</b>	-	-	-	<b>(1.44)</b>	-
- Actuarial loss (gain) arising from Experience adjustments	<b>(3.69)</b>	(0.39)	-	-	<b>(3.69)</b>	(0.39)
Return on plan assets excluding interest income	-	-	<b>0.22</b>	0.27	<b>(0.22)</b>	(0.27)
<b>Total amount recognised in OCI</b>	<b>(5.44)</b>	<b>(0.12)</b>	<b>0.22</b>	<b>0.27</b>	<b>(5.66)</b>	<b>(0.39)</b>
Contribution by participants			<b>2.84</b>	13.63	<b>(2.84)</b>	(13.63)
Contribution by employers			<b>0.05</b>	0.21	<b>(0.05)</b>	(0.21)
Benefits paid	<b>(11.33)</b>	(3.81)	<b>(11.33)</b>	(3.81)	-	-
<b>Closing Balance</b>	<b>42.41</b>	<b>52.59</b>	<b>44.15</b>	<b>48.66</b>	<b>(1.74)</b>	<b>3.93</b>

#### B. Post Retirement Medical Facility (PRMF)

The Company has Post Retirement Medical Facility under which the entitled retired employees and their dependent family members are covered as per Company Rules. The scheme is funded by the Company and is managed by separate trust from the financial year 2018-19. The liability towards the same is recognized on the basis of actuarial valuation.

#### Net Defined Benefit (Asset)/ Liability

(₹ in Crores)

Particulars	As at 31.03.2019	As at 31.03.2018	As at 01.04.2017
Present value of Defined benefit obligation	<b>129.77</b>	105.19	97.15
Fair Value of Plan Assets	<b>97.99</b>	-	-
Net Defined Benefit (Asset)/ Liability	<b>31.78</b>	105.19	97.15

## CONSOLIDATED NOTES TO ACCOUNTS

### Movement in net defined benefit (asset)/ liability

(₹ in Crores)

Particulars	Defined Benefit Obligation		Fair Value of Plan Assets		Net Defined Benefit (Asset)/ Liability	
	FY 2018-19	FY 2017-18	FY 2018-19	FY 2017-18	FY 2018-19	FY 2017-18
<b>Opening Balance</b>	<b>105.19</b>	97.15	-	-	<b>105.19</b>	97.15
<b>Included in profit or loss</b>	-	-	-	-	-	-
Current service Cost	2.06	1.96	-	-	2.06	1.96
Interest cost / income	7.99	7.28	1.25	-	6.74	7.28
<b>Total amount recognised in profit or loss</b>	<b>10.05</b>	<b>9.24</b>	<b>1.25</b>	-	<b>8.80</b>	<b>9.24</b>
<b>Included in OCI</b>						
Re-measurement loss (gain)						
- Actuarial loss (gain) arising from changes in financial assumptions	(6.34)	4.39	-	-	(6.34)	4.39
- Actuarial loss (gain) arising from changes in demographic assumptions	1.20	-			1.20	-
- Actuarial loss (gain) arising from Experience adjustments	29.44	2.07	-	-	29.44	2.07
<b>Total amount recognised in OCI</b>	<b>24.30</b>	<b>6.46</b>	-	-	<b>24.30</b>	<b>6.46</b>
Contribution by participants	-	-	96.74	-	(96.74)	-
Benefits paid	(9.77)	(7.66)	-	-	(9.77)	(7.66)
<b>Closing Balance</b>	<b>129.77</b>	<b>105.19</b>	<b>97.99</b>	-	<b>31.78</b>	<b>105.19</b>

#### C. Economic Rehabilitation Scheme (ERS)

The Company has an Economic Rehabilitation Scheme (ERS) to support the family financially in case of permanent disability/ death of an employee during the service tenure. This scheme is unfunded and the liability is determined based on actuarial valuation.

#### Net Defined Benefit (Asset)/ Liability for ERS

(₹ in Crores)

Particulars	As at 31.03.2019	As at 31.03.2018	As at 01.04.2017
<b>Present value of Defined benefit obligation</b>			
- ERS	3.69	3.34	3.45

#### Movement in net defined benefit (asset)/ liability for ERS

(₹ in Crores)

Particulars	FY 2018-19	FY 2017-18
<b>Opening Balance</b>	<b>3.34</b>	3.45
<b>Included in profit or loss</b>		
Current service Cost	0.18	0.16
Interest cost / income	0.25	0.27
<b>Total amount recognised in profit or loss</b>	<b>0.43</b>	<b>0.43</b>
<b>Included in OCI</b>		
Re-measurement loss (gain)		
- Actuarial loss (gain) arising from changes in financial assumptions	(0.02)	(0.02)
- Actuarial loss (gain) arising from Experience adjustments	0.75	0.30
<b>Total amount recognised in OCI</b>	<b>0.73</b>	<b>0.28</b>
Benefits paid	(0.81)	(0.82)
<b>Closing Balance</b>	<b>3.69</b>	<b>3.34</b>

## CONSOLIDATED NOTES TO ACCOUNTS

### 60.2.1 Risk exposure

Through its defined benefit plans, the Company is exposed to a number of risks, the most significant of which are detailed below:

**(i) Asset volatility**

Most of the plan asset investments are in government securities, other fixed income securities with high rating grades and mutual funds. The fair value of these assets is subject to volatility due to change in interest rates and other market and macro-economic factors.

**(ii) Changes in discount rate**

The present value of defined benefit plan liabilities is calculated using a discount rate which is determined by reference to market yields at the end of the reporting period. A decrease in discount rate will increase present values of defined benefit obligations, although this will be partially offset by an increase in the value of the plans' investments.

**(iii) Longevity risk**

The present value of the defined benefit plan liability is calculated by reference to the best estimate of the mortality of plan participants both during and after their employment. An increase in the life expectancy of the plan participants will increase the plan's liability.

**(iv) Salary risk**

The present value of the defined benefit plan liability is calculated by reference to the future salaries of plan participants. As such, an increase in the salary of the plan participants will increase the plan's liability.

### 60.2.2 Plan Assets

The fair value of plan assets at the end of reporting period for each category, are as follows:

(₹ in Crores)

Particulars	Gratuity			PRMF		
	As at 31.03.2019	As at 31.03.2018	As at 01.04.2017	As at 31.03.2019	As at 31.03.2018	As at 01.04.2017
Cash & Cash Equivalents	0.61	0.39	0.78	0.65		
<b>Unquoted Plan Assets</b>						
Corporate Bonds/ Debentures				97.34		
Others - Insurer managed funds & T-bills	43.54	48.27	34.91			
<b>Sub-total - Unquoted Plan Assets</b>	<b>43.54</b>	<b>48.27</b>	<b>34.91</b>	<b>97.34</b>	-	-
<b>Total</b>	<b>44.15</b>	<b>48.66</b>	<b>35.69</b>	<b>97.99</b>	-	-

Actual return on plan assets is ₹ 5.16 crores (previous year ₹ 2.94 crores).

### 60.2.3 Significant Actuarial Assumptions

The most recent actuarial valuation of the plan assets and the present value of the defined benefit obligation were carried out as at March 31, 2019 by M/s Transvalue Consultants. The present value of the defined benefit obligation, and the related current service cost and past service cost, were measured using the projected unit credit method. The principal assumptions used for actuarial valuations are:-

(₹ in Crores)

Particulars	Gratuity		PRMF		ERS	
	FY 2018-19	FY 2017-18	FY 2018-19	FY 2017-18	FY 2018-19	FY 2017-18
Method Used	PUCM	PUCM	PUCM	PUCM	PUCM	PUCM
Discount Rate & Expected Return on Plan Assets, if funded	7.71%	7.60%	7.71%	7.60%	7.71%	7.60%
Future Salary Increase / medical inflation	6.00%	6.50%	6.00%	6.50%	6.00%	6.50%
Expected average remaining working lives of employees (years)	13.12	12.82	13.12	12.82	13.12	12.82

## CONSOLIDATED NOTES TO ACCOUNTS

- The Principle assumptions are the discount rate, salary growth rate and expected average remaining working lives of employees. The discount rate is generally based on the market yields available on govt. bonds at the reporting date with a term that matches the liabilities and the salary growth rate takes account of inflation, seniority, promotions and other relevant factors as long term basis. The above information is certified by the Actuary.

### 60.2.4 Sensitivity Analysis

Reasonably possible changes at the reporting date to one of the relevant actuarial assumptions, holding other assumptions constant, would have affected the defined benefit obligation by the amounts shown below:

(₹ in Crores)

Particulars	As at 31.03.2019		As at 31.03.2018		As at 01.04.2017	
	Increase	Decrease	Increase	Decrease	Increase	Decrease
<b>Discount rate (0.50% movement)</b>						
- Gratuity	(0.89)	1.10	(1.12)	1.19	(1.16)	1.23
- PRMS	(0.77)	0.84	(0.43)	0.46	(4.83)	5.07
- ERS	(0.13)	0.15	(0.12)	0.13	(0.12)	0.14
<b>Salary Escalation Rate (0.50% movement)</b>						
- Gratuity	0.15	(0.12)	0.46	(0.50)	0.62	(0.69)
- PRMS	-	-	-	-	-	-
- ERS	0.14	(0.12)	0.12	(0.11)	0.13	(0.11)
<b>Medical inflation Rate (0.50% movement)</b>						
- PRMS	6.31	(5.92)	-	-	-	-
<b>Medical Cost (0.50% movement)</b>						
- PRMS	12.98	(12.98)	-	-	-	-

The sensitivity analysis presented above may not be representative of the actual change in the defined benefit obligation as it is unlikely that the change in assumptions would occur in isolation of one another as some of the assumptions may be correlated.

The Company actively monitors how the duration and expected yield of investments are matching the expected cash outflows arising from employee benefit obligations. Investments are well diversified, such that the failure of any single investment would not have a material impact on overall level of assets. There has been no change in the process used by the Company to manage its risks from prior periods.

### 60.2.5 Expected maturity analysis of the defined benefit plans in future years

(₹ in Crores)

Particulars	Gratuity			PRMF			ERS		
	As at 31.03.19	As at 31.03.18	As at 01.04.17	As at 31.03.19	As at 31.03.18	As at 01.04.17	As at 31.03.19	As at 31.03.18	As at 01.04.17
Less than 1 year	12.16	12.62	7.42	9.64	5.39	4.66	0.82	0.01	0.03
From 1 to 5 years	21.13	28.08	26.03	49.25	25.53	23.39	2.12	1.73	1.80
Beyond 5 years	9.12	11.89	17.16	70.88	74.27	69.10	0.75	1.60	1.62
<b>Total</b>	<b>42.41</b>	<b>52.59</b>	<b>50.61</b>	<b>129.77</b>	<b>105.19</b>	<b>97.15</b>	<b>3.69</b>	<b>3.34</b>	<b>3.45</b>

## CONSOLIDATED NOTES TO ACCOUNTS

### 60.2.6 Expected contribution for the next year.

(₹ in Crores)

Particulars	Gratuity		PRMF		ERS	
	FY 2018-19	FY 2017-18	FY 2018-19	FY 2017-18	FY 2018-19	FY 2017-18
Expected contribution	1.72	2.89	34.74	4.98	-	-

The weighted average duration of the defined benefit plan obligation at the end of the reporting period is 12.76 years (as at 31.03.2018 - 12.82 years, as at 01.04.2017 - 13.08 years).

### 60.3 Other Long-term Employee Benefits

#### 60.3.1 Earned Leave and Half Pay Leave

REC provides for earned leave benefit and half-pay leave benefit to the credit of the employees, which accrues on half-yearly basis at 15 days and 10 days respectively. A maximum of 300 days of earned leave can be accumulated at any point of time during the service, while there is no limit for accumulation of half pay leave. In case of RECPDCL, the Employees are entitled for Leave Encashment after completion of one year of service only and amount is paid in full, at the time of separation. The liability for the same is recognised on the basis of actuarial valuation. Total expenses amounting to ₹ 7.40 crore (Previous year ₹ 8.55 crore) have been made towards these employee benefits and debited to the Statement of Profit and Loss on the basis of actuarial valuation.

#### 60.3.2 Other employee benefits

Expenses towards long service award and settlement allowance amounting to ₹ 1.43 crore (Previous year ₹ -0.41 crore) have been debited to the Statement of Profit and Loss on the basis of actuarial valuation.

In case of RECPDCL and RECTPCL, the Loyalty incentive to the employees is payable after completion of three years of continuous service only, except in case of separation due to death. The payment of dues to outgoing employee is released at the time of separation. Expenses amounting to ₹ 0.17 crore (Previous year ₹ 0.13 crore) have been debited to the Statement of Profit and Loss on the basis of actuarial valuation.

### 61 Status of Documentation Subsequent to Unbundling of SEBs

Some of the erstwhile State Electricity Boards (SEBs) against whom loans were outstanding or on whose behalf guarantees were given, were restructured by the respective State Governments and new entities were formed in the past. Consequently, the liabilities of the erstwhile SEBs stand transferred to new entities. However, transfer agreements in the case of Chhattisgarh State Electricity Board (CSEB) are yet to be executed amongst the Company, new entity and the State Government.

Agreements in case of erstwhile Tamil Nadu State Electricity Board (TNEB) have been executed based on the provisional provisions of the Tamil Nadu Electricity (Re-organisation and Reforms) Transfer Scheme, 2010. However further transfer agreements in this regard shall be executed, once finalized based on the discussion with the Tamilnadu utilities.

#### Status of Documentation Subsequent to Reorganisation of the State of Andhra Pradesh

Subsequent to the reorganisation of erstwhile State of Andhra Pradesh, the state of Telangana has been formed on 2 June 2014. However, the assets and liabilities are yet to be transferred to the respective power utilities through a formal Gazette Notification.

Status of Documentation is as under:

- (i) Where ever the loans have been sanctioned to erstwhile APCPDCL, APNPDCL and APGENCO prior to bifurcation and documentation has not been done, these schemes have been re-sanctioned in the name of newly formed utilities and documentation formalities completed and accordingly the charge has been registered with the Ministry of Corporate Affairs (MCA).



## CONSOLIDATED NOTES TO ACCOUNTS

- (ii) Where ever the loans sanctioned in the name of erstwhile APCPDCL, APNPDCL prior to bifurcation and documentation formalities completed and drawls have been made, in these schemes an undertaking has been obtained from the name changed / newly formed utility and disbursements have been made to the newly formed utility by changing the name of the borrower in the name of new / name changed utility.
- (iii) Where ever the Loan is sanctioned in the name of erstwhile APCPDCL, APNPDCL prior to bifurcation and documentation formalities completed with Government Guarantee and drawls have been made, further documentation for these schemes shall be done on Gazette Notification.
- (iv) Once the final transfer scheme is notified through Gazette Notification by Govt, duly indicating the transfer of assets and liabilities among the power utilities, action for execution of documentation formalities will be taken up in respect of all the outstanding loans with the new / name changed utilities. Till that time, the demand for payment of interest / principal is being segregated by the Utilities and the respective portions are being paid by Utilities in Telangana and Andhra Pradesh.
- 62 The Company's operations comprise of only one business segment - lending loans to power sector companies engaged in construction of power plants and in generation, supply, distribution and transmission of electricity: in the context of reporting business/ geographical segment as required by Ind AS 108 - Operating Segments. Based on "management approach" as defined in Ind AS 108 Operating Segments, the Chief Operating Decision Maker evaluates the Company's performance based on analysis of various factors of one business segment.

### 62.1 Information about Revenue from major products and services

Particulars	₹ in Crores)	
	FY 2018-19	FY 2017-18
(A) Income from Loan Assets	24,869.97	21,908.17
(B) Fee for Implementation of Govt. Schemes	83.02	187.79
(C) Income from Management of Short-term Surplus Funds	55.48	88.76
(D) Revenue from sale of services	169.93	227.05
<b>Total</b>	<b>25,178.40</b>	<b>22,411.77</b>

62.2 The Group does not have any reportable geographical segment as the primary operations of the Group are carried out within the country.

62.3 No single borrower has contributed 10% or more to the Group's revenue during the financial year 2018-19 and 2017-18.

### 63 First time adoption of Ind AS

These financial statements, for the year ended March 31, 2019, are the first financial statements the Company has prepared in accordance with Ind AS. For periods up to and including the year ended March 31, 2018, the Company prepared its financial statements in accordance with accounting standards notified under section 133 of the Companies Act 2013, read together with paragraph 7 of the Companies (Accounts) Rules, 2014 (Indian GAAP or previous GAAP).

Accordingly, the Company has prepared financial statements which comply with Ind AS applicable for periods ending on March 31, 2019, together with the comparative period data as at and for the year ended March 31, 2018, as described in the summary of significant accounting policies. In preparing these financial statements, the Company's opening balance sheet was prepared as at 1 April 2017, the Company's date of transition to Ind AS. This note explains the principal adjustments made by the Company in restating its Indian GAAP financial statements, including the balance sheet as at 1 April 2017 and the financial statements as at and for the year ended March 31, 2018.

## CONSOLIDATED NOTES TO ACCOUNTS

### 63.1 Ind AS optional exemptions

#### **Deemed cost for property, plant and equipment, investment property and intangible assets**

Ind AS 101 permits a first-time adopter to elect to continue with the carrying value for all of its property, plant and equipment as recognised in the financial statements as at the date of transition to Ind AS, measured as per the Previous GAAP and use that as its deemed cost as at the date of transition after making necessary adjustments for de-commissioning liabilities. This exemption can also be used for intangible assets covered by Ind AS 38 Intangible Assets and investment property covered by Ind AS 40 Investment Property. Accordingly, the Group has elected to measure all of its property, plant and equipment, intangible assets and investment property at their Previous GAAP carrying value.

#### **Designation of previously recognised financial instruments**

Ind AS 101 allows an entity to designate investments in equity instruments at FVOCI on the basis of the facts and circumstances at the date of transition to Ind AS. The Company has elected to apply this exemption for its investment in equity investments.

#### **Amortisation of Exchange Differences on Existing Long Term Foreign Currency Monetary Items**

The Company has availed the exemption to continue the policy as per the previous GAAP with respect to amortization of the exchange differences arising from translation of long-term foreign currency monetary items recognised in the financial statements up to 31.03.2018

### 63.2 Ind AS mandatory exceptions

#### **(i) Estimates**

An entity's estimates in accordance with Ind ASs at the date of transition to Ind AS shall be consistent with estimates made for the same date in accordance with Previous GAAP (after adjustments to reflect any difference in accounting policies), unless there is objective evidence that those estimates were in error.

Ind AS estimates as at 1 April 2017 are consistent with the estimates as at the same date made in conformity with Previous GAAP. The Company made estimates for impairment of financial assets based on expected credit loss model in accordance with Ind AS at the date of transition as these were not required under Previous GAAP.

#### **(ii) Classification and measurement of financial assets and liabilities**

The classification and measurement of financial assets will be made considering whether the conditions as per Ind AS 109 are met based on facts and circumstances existing at the date of transition.

Financial assets can be measured using effective interest method by assessing its contractual cash flow characteristics only on the basis of facts and circumstances existing at the date of transition and if it is impracticable to assess the use of effective interest method, fair value of financial asset at the date of transition shall be the new carrying amount of that asset. The measurement exemption applies for financial liabilities as well.

#### **(iii) Impairment of financial assets**

At the date of transition to Ind AS, determining whether there has been a significant increase in credit risk since the initial recognition of a financial instrument would require undue cost or effort, the Company has recognised a loss allowance at an amount equal to lifetime expected credit losses at each reporting date until that financial instrument is derecognised.

#### **(iv) De-recognition of financial assets and liabilities**

Ind AS 101 requires a first-time adopter to apply the de-recognition provisions of Ind AS 109 prospectively for transactions occurring on or after the date of transition to Ind AS. However, Ind AS 101 allows a first-time adopter to apply the de-recognition requirements in Ind AS 109 retrospectively from a date of the entity's choosing, provided that the information needed to apply Ind AS 109 to financial assets and financial liabilities derecognised as a result of past transactions was obtained at the time of initially accounting for those transactions. The Company has elected to apply the de-recognition provisions of Ind AS 109 prospectively from the date of transition to Ind AS.

## CONSOLIDATED NOTES TO ACCOUNTS

### 63.3 Reconciliations between Previous GAAP and Ind AS

Ind AS 101 requires an entity to reconcile equity, total comprehensive income and cash flows for prior periods. The following tables represent the reconciliations from Previous GAAP to Ind AS.

#### Reconciliation of total equity as at March 31, 2018

(₹ in Crores)			
Description	Notes to First time adoption	As at 31.03.2018	As at 01.04.2017
<b>Total equity (shareholder's funds) as per Previous GAAP</b>		35,872.30	33,670.56
<b>Adjustments:</b>			
Measurement of financial assets initially at fair value and subsequently at amortised cost	<b>Note – 1</b>	(71.32)	(109.02)
Measurement of financial liabilities initially at fair value and subsequently at amortised cost	<b>Note – 2</b>	248.07	332.23
Measurement of Investments at fair value	<b>Note – 3</b>	239.71	201.82
Recognition of Expected Credit Loss on loan assets	<b>Note – 4</b>	(6,441.51)	(5,533.58)
Measurement of Derivatives at Mark to market	<b>Note – 6</b>	(178.21)	71.50
Share of change in undistributed reserves of JV due to Ind-AS adjustments	<b>Note – 7</b>	3.48	0.20
Deferred tax impact on undistributed reserves of subsidiaries and JVs	<b>Note – 5</b>	(76.95)	(65.87)
Other Miscellaneous Adjustments		9.32	2.69
Prior period items (net)	<b>Note – 8</b>	(0.63)	(0.45)
Tax impact on accumulated impairment allowance in excess of Reserve for Bad & Doubtful Debts	<b>Note – 5</b>	2,979.61	2,272.18
Income tax effect of Ind AS adjustments	<b>Note – 5</b>	3.74	(32.83)
<b>Total adjustments</b>		<b>(3,284.69)</b>	<b>(2,861.13)</b>
<b>Total equity as per Ind AS</b>		<b>32,587.61</b>	<b>30,809.43</b>

Previous year figures have been reclassified/ regrouped to conform to the current classification.

#### Reconciliation of Total Comprehensive Income for the year ended March 31, 2018

(₹ in Crores)		
Description	Notes to First time adoption	FY 2017-18
<b>Profit after tax as per Previous GAAP</b>		4,689.46
<b>Adjustments:</b>		
Measurement of financial assets initially at fair value and subsequently at amortised cost	<b>Note 1</b>	37.70
Measurement of financial liabilities initially at fair value and subsequently at amortised cost	<b>Note 2</b>	(84.16)
Allowance for Expected Credit Loss	<b>Note 4</b>	(878.51)
Measurement of Derivatives at Mark to market	<b>Note 6</b>	(59.06)
Share of change in profit of joint ventures as per equity method due to Ind-AS adjustment		1.47
Tax impact on undistributed reserves of subsidiaries and joint venture		(11.07)
Other Miscellaneous Adjustments	<b>Note 5</b>	12.96
Prior period items (net)		(0.18)
<b>Total adjustments</b>		<b>(980.85)</b>
Income tax effect of above adjustments	<b>Note 5</b>	34.48
Tax impact on accumulated impairment allowance in excess of Reserve for Bad & Doubtful Debts		707.43
<b>Profit as per Ind AS for the year ended 31st March 2018</b>		<b>4,450.52</b>
Other Comprehensive Income	<b>Note 3</b>	5.67
<b>Total comprehensive income as per Ind AS for the year ended 31st March 2018</b>		<b>4,456.19</b>

Previous year figures have been reclassified/ regrouped to conform to the current classification.

## CONSOLIDATED NOTES TO ACCOUNTS

### Impact of Ind AS adoption on the Statement of cash flows for the year ended 31st March 2018

(₹ in Crores)

Particulars	Per Previous GAAP	Ind AS adjustments*	Per Ind AS
Net cash flow from operating activities	(30,825.94)	(1,683.87)	(32,509.81)
Net cash flow from investing activities	(245.28)	291.16	45.88
Net cash flow from financing activities	28,622.23	(378.38)	28,243.85
<b>Net increase in cash and cash equivalents</b>	<b>(2,448.99)</b>	<b>(1,771.09)</b>	<b>(4,220.08)</b>
Cash and cash equivalents as at 1st April 2017	4,580.28	(111.77)	4,468.51
Cash and cash equivalents as at 31st March 2018	2,131.29	(1,882.86)	248.43

Previous year figures have been reclassified/ regrouped to conform to the current classification.

The transition from previous GAAP to Ind AS has not made a material impact on the statement of cash flows, except for the following:

- (1) Earmarked bank balances are being classified as 'Other Bank Balances' instead of 'Cash & Cash Equivalents'. Accordingly, the bank balances in respect of grants are being adjusted under 'Cash Flow from Operating Activities'. To nullify the impact of the movement in such balances, the net cash flow from receipt and disbursement of grants, hitherto classified under 'Cash Flow From Financing Activities' is now being adjusted as 'Cash Flow from Operating Activities'.
- (2) The interest accrued on term deposits is classified under the same head as that of the principal term deposit.
- (3) The cash flow in respect of derivatives, hitherto classified as 'Cash Flow from Financing Activities' is now classified as 'Cash Flow from Operating Activities', considering the presentation under the Schedule III Division III notified for NBFCs wherein the fair value in changes of derivatives form part of 'Revenue from Operations'.
- (4) Finance Costs, to the extent capitalised towards qualifying assets, are now being classified as 'Cash Flow from Investing Activities'.

## CONSOLIDATED NOTES TO ACCOUNTS

Reconciliation of Assets and Liabilities in the balance sheet prepared as per Previous GAAP as on 31st March 2018 and 1st April 2017

(₹ in Crores)

Particulars	Notes to first time adoption	As on 31st March 2018				As on 1st April 2017			
		Previous GAAP*	Adjustments on transition from proportionate consolidation to equity method	Adjustments on Transition to Ind-AS	Ind-AS Amount	Previous GAAP*	Adjustments on transition from proportionate consolidation to equity method	Adjustments on Transition to Ind-AS	Ind-AS Amount
<b>ASSETS</b>									
<b>(1) Financial Assets</b>									
(a) Cash and cash equivalents		430.04	(181.59)	(0.02)	248.43	4,585.75	(117.22)	(0.02)	4,468.51
(b) Other Bank Balances		1,946.84		-	1,946.84	72.98		-	72.98
(c) Trade receivables		542.56	(373.28)	(35.52)	133.76	438.40	(274.68)	(32.39)	131.33
(d) Derivative financial instruments	6	465.25		225.13	690.38	335.89		292.18	628.07
(e) Loans	1	235,345.62		(6,467.37)	228,878.25	199,514.26		(5,579.74)	193,934.52
(f) Investments	3	2,592.68	(57.14)	239.61	2,775.15	2,628.06	(0.60)	201.62	2,829.08
(g) Other financial assets		4,385.89	(83.44)	(20.92)	4,281.53	120.95	(40.39)	(17.91)	62.65
<b>Total - Financial Assets (1)</b>		<b>245,708.88</b>	<b>(695.45)</b>	<b>(6,059.09)</b>	<b>238,954.34</b>	<b>207,696.29</b>	<b>(432.89)</b>	<b>(5,136.26)</b>	<b>202,127.14</b>
<b>(2) Non-Financial Assets</b>									
(a) Inventories		102.48	(102.48)	-	-	51.18	(51.14)	-	0.04
(b) Current tax assets (net)		34.09	(1.87)	-	32.22	50.40	(1.97)	-	48.43
(c) Deferred tax assets (net)	5	(65.75)	(0.87)	2,909.05	2,842.43	(39.92)	0.56	2,173.48	2,134.12
(d) Investment Property		0.01	-	-	0.01	0.01	-	-	0.01
(e) Property, Plant & Equipment		424.14	(297.66)	0.11	126.59	354.13	(230.03)	0.13	124.23
(f) Capital Work-in-Progress		530.07	(411.88)	9.04	127.23	164.13	(105.44)	2.72	61.41
(g) Intangible Assets Under Development		1.46	-	-	1.46	1.46	-	-	1.46
(h) Other Intangible Assets		10.16	(5.00)	-	5.16	0.74	(0.29)	-	0.45
(i) Other non-financial assets		372.06	(15.98)	(256.07)	100.01	74.54	(17.01)	15.03	72.56
(j) Investments accounted for using equity method		-	171.78	0.85	172.63	-	175.87	0.20	176.07
<b>Total - Non-Financial Assets (2)</b>		<b>1,408.72</b>	<b>(663.96)</b>	<b>2,662.98</b>	<b>3,407.74</b>	<b>656.67</b>	<b>(229.45)</b>	<b>2,191.56</b>	<b>2,618.78</b>
<b>(3) Assets classified as held for sale</b>		<b>-</b>	<b>-</b>	<b>7.68</b>	<b>7.68</b>	<b>-</b>	<b>-</b>	<b>3.08</b>	<b>3.08</b>
<b>Total ASSETS (1+2+3)</b>		<b>247,117.60</b>	<b>(1,359.41)</b>	<b>(3,388.43)</b>	<b>242,369.76</b>	<b>208,352.96</b>	<b>(662.34)</b>	<b>(2,941.62)</b>	<b>204,749.00</b>

## CONSOLIDATED NOTES TO ACCOUNTS

Particulars	Notes to first time adoption	As on 31st March 2018			As on 1st April 2017		
		Previous GAAP*	Adjustments on transition from proportionate consolidation to equity method	Ind-AS Amount	Adjustments on transition from proportionate consolidation to equity method	Adjustments on Transition to Ind-AS	Ind-AS Amount
<b>LIABILITIES AND EQUITY</b>							
<b>LIABILITIES</b>							
(1) Financial Liabilities							
(a) Derivative financial instruments	6	-	317.75	317.75	-	354.46	354.46
(b) Trade Payables			-	-		-	
(i) total outstanding dues of MSMEs		387.57	(385.74)	1.83	117.92	(117.62)	0.30
(ii) total outstanding dues of creditors other than MSMEs		61.08		61.31	42.46		42.89
(c) Debt Securities	2	179,633.49	(404.30)	179,067.85	148,908.25	(158.55)	148,650.96
(d) Borrowings (other than debt securities)	2	23,269.01	(367.77)	22,631.42	22,280.58	(214.43)	21,700.17
(e) Subordinated Liabilities	2	2,668.38	-	2,667.36	2,668.38	-	2,667.21
(f) Other financial liabilities		4,830.80	(128.04)	4,703.05	408.89	(148.81)	260.08
<b>Total - Financial Liabilities (1)</b>		210,850.33	(1,285.85)	209,450.57	174,426.48	(639.41)	173,676.07
(2) Non-Financial Liabilities							
(a) Current tax liabilities (net)		0.40	-	0.51	0.55	-	0.55
(b) Provisions	4	235.65	(15.07)	220.74	191.16	(0.86)	214.27
(c) Other non-financial liabilities		127.53	(27.10)	110.33	64.21	(22.07)	48.68
Total - Non-Financial Liabilities (2)		363.58	(42.17)	331.58	255.92	(22.93)	263.50
<b>(3) EQUITY</b>							
(a) Equity Share Capital		1,974.92	-	1,974.92	1,974.92	-	1,974.92
(b) Other equity		33,897.38	-	30,612.69	31,695.64	(2,861.13)	28,834.51
<b>Total - Equity (3)</b>		35,872.30	-	32,587.61	33,670.56	(2,861.13)	30,809.43
(4) Share Application Money pending Allotment		31.39	(31.39)	-	-	-	-
<b>Total - LIABILITIES AND EQUITY (1+2+3+4)</b>		247,117.60	(1,359.41)	242,369.76	208,352.96	(662.34)	204,749.00

Previous year figures have been reclassified/ regrouped to conform to the current classification.

## CONSOLIDATED NOTES TO ACCOUNTS

Reconciliation of the income and expenses presented in the consolidated statement of profit and loss prepared as per Indian GAAP and as per Ind AS for FY 2017-18

Particulars	Notes to first time adoption	Previous GAAP	Adjustments on transition from proportionate consolidation to equity method	Adjustments on Transition to Ind-AS	Ind-AS Amount
<b>Revenue from Operations</b>					
(i) Interest Income	1	22,056.62	(8.44)	50.13	22,098.31
(ii) Dividend Income		26.85		-	26.85
(iii) Fees and Commission Income	1	309.31		(9.92)	299.39
(iv) Sale of services		678.78	(451.73)	-	227.05
<b>I. Total Revenue from Operations (i to iv)</b>		<b>23,071.56</b>	<b>(460.17)</b>	<b>40.21</b>	<b>22,651.60</b>
II. Other Income		16.40	(1.61)	-	14.79
<b>III. Total Income (I+II)</b>		<b>23,087.96</b>	<b>(461.78)</b>	<b>40.21</b>	<b>22,666.39</b>
<b>Expenses</b>					
(i) Finance Costs	2	13,794.36	(30.18)	(431.24)	13,332.94
(ii) Net translation/ transaction exchange loss	2	44.36	(2.98)	(22.01)	19.37
(iii) Fees and commission Expense	2	75.38	(2.28)	(48.52)	24.58
(iv) Net loss on fair value changes	6	(66.49)	-	639.86	573.37
(v) Impairment on financial instruments	4	1,427.25	(5.23)	878.51	2,300.53
(vi) Cost of services rendered		122.28		(2.48)	119.80
(vii) Cost of material consumed		328.54	(320.59)	-	7.95
(viii) Changes in inventories of finished goods and work-in-progress		(53.32)	53.36	-	0.04
(ix) Employee Benefits Expenses		198.04	(12.70)	(1.30)	184.04
(x) Depreciation and amortization		69.60	(62.71)	0.04	6.93
(xi) Corporate Social Responsibility Expenses		50.94		-	50.94
(xii) Other Expenses		155.80	(55.35)	(1.40)	99.05
<b>IV. Total Expenses (i to xii)</b>		<b>16,146.74</b>	<b>(438.66)</b>	<b>1,011.46</b>	<b>16,719.54</b>
<b>V. Share of Profit/Loss of Joint Venture accounted for using equity method</b>	7	-		10.67	<b>10.67</b>
<b>VI. Profit before Tax (III-IV+V)</b>		<b>6,941.22</b>	<b>(23.12)</b>	<b>(960.58)</b>	<b>5,957.52</b>
<b>VII. Tax Expense</b>					
(i) Current tax		2,224.36	(13.76)	4.83	2,215.43
(ii) Deferred Tax	5	27.40	(0.16)	(735.67)	(708.43)
<b>Total Tax Expense (i+ii)</b>		<b>2,251.76</b>	<b>(13.92)</b>	<b>(730.84)</b>	<b>1,507.00</b>
<b>VIII. Profit for the year</b>		<b>4,689.46</b>	<b>(9.20)</b>	<b>(229.74)</b>	<b>4,450.52</b>



## CONSOLIDATED NOTES TO ACCOUNTS

Particulars	Notes to first time adoption	Previous GAAP	Adjustments on transition from proportionate consolidation to equity method	Adjustments on Transition to Ind-AS	Ind-AS Amount
<b>IX. Other comprehensive Income/(Loss)</b>					
<b>(i) Items that will not be reclassified to profit or loss</b>					
(a) Re-measurement gains/(losses) on defined benefit plans		-		(6.34)	(6.34)
(b) Changes in Fair Value of FVOCI Equity Instruments	3	-		8.48	8.48
(c) Share of Other Comprehensive Income/(loss) of Joint Venture accounted for using equity method	7	-		(0.03)	(0.03)
(d) Income tax relating to these items		-		-	
- Re-measurement gains/(losses) on defined benefit plans		-		2.20	2.20
- Changes in Fair Value of FVOCI Equity Instruments		-		(0.10)	(0.10)
<b>Sub-Total (i)</b>		-		<b>4.21</b>	<b>4.21</b>
<b>(ii) Items that will be reclassified to profit or loss</b>					
Share of Other Comprehensive Income/(loss) of Joint Venture accounted for using equity method	7	-		1.46	1.46
<b>Sub-Total (ii)</b>		-		<b>1.46</b>	<b>1.46</b>
<b>Other comprehensive Income/(Loss) for the period (i+ii)</b>		-	-	<b>5.67</b>	<b>5.67</b>
<b>X. Total comprehensive Income for the period (VIII+IX)</b>		<b>4,689.46</b>	<b>(9.20)</b>	<b>(224.07)</b>	<b>4,456.19</b>

Previous year figures have been reclassified/ regrouped to conform to the current classification.

### 63.4 Notes to First time adoption

Explanation of major impact on adoption on Ind AS on the reported standalone financial statements of the Company as on the date of transition is as under:

#### (1) Loan assets and interest income

The Company's loan assets, satisfying the business model test of held to collect contractual cash flows and SPPI (Solely Payment of Principal and Interest) test as on transition date, have been measured at amortized cost using effective interest rate (EIR) method. These loans were measured at cost under previous GAAP.

This adjustment of retrospective application of EIR method, has resulted in the reduction of retained earnings by ₹ 109.02 crore, with a corresponding reduction in value of loan assets as on transition date. Subsequent to the transition date, the impact on profit and loss for the year ended March 31, 2018 is ₹ 37.70 crores.

#### (2) Financial liabilities and interest expense

All financial liabilities except derivatives have been subsequently measured at Amortised Cost using the EIR method. The effect of the adjustments resulted in increase in retained earnings by ₹ 332.10 crore with corresponding reduction in the value of financial liabilities on transition date. Subsequent to the transition date, the impact on profit and loss for the year ended March 31, 2018 is ₹ 84.16 crore. The impact on profit and loss includes ₹ 1.14 crore due to effects of restatement of foreign exchange amounts.



## CONSOLIDATED NOTES TO ACCOUNTS

### (3) Investments

Under Ind AS, the Company has designated equity investments other than investments in subsidiaries/ JVs as measured at Fair Value through Other Comprehensive Income (FVOCI). The resulting fair value changes in these investments have been recognized in OCI reserve as at the date of transition and subsequently in other comprehensive income.

This has resulted in increase in retained earnings by ₹ 201.82 crore with corresponding increase in value of investments in equity instruments as at the date of transition. Subsequent to the transition date, the impact on 'Other Comprehensive Income' for the year ended March 31, 2018 is ₹ 37.89 crore.

### (4) Expected Credit Loss

Under previous GAAP, the provision on loan assets was maintained as per RBI Master Directions. However, the Company is now creating Expected Credit Loss allowance on the outstanding balance of loan assets and the undisbursed Letters of Comfort (LOC) as per the requirements of Ind AS 109. The transition to ECL model has resulted in the reduction of retained earnings by ₹ 5,501.19 crore as at the date of transition. Subsequent to the transition date, the impact on profit and loss due to impairment of loan assets for the year ended March 31, 2018 is ₹ 904.79 crore.

### (5) Deferred Taxes

Under previous GAAP, deferred tax accounting was done using the income statement approach. However, Ind AS requires the accounting of deferred taxes using the balance sheet approach, which includes identification of temporary differences based on the difference in carrying amount of an asset/ liability in the standalone balance sheet and its tax base. These differences have been suitably recognized in the financial statements. Deferred tax liability has also been created on temporary difference between the carrying amount and tax base of investments in subsidiaries and joint ventures.

### (6) Derivative Financial Instruments

Under Indian GAAP, the Company measured interest rate swap derivatives at mark to market and cross currency swap were measured at exchange rate on the reporting date through FCMITD A/c with gain/loss on restatement amortised over the remaining life of the instrument.

According to Ind AS 109, all derivatives are measured at fair value and any gains/losses, except gains/losses on derivatives used for hedge purposes, are recognized in profit or loss.

These adjustments and the consequential impact due to the adoption of Ind AS have resulted in a increase in the retained earnings by ₹ 95.97 crore as on April 1, 2017 and an increase in retained earnings by ₹ 155.02 crore as on March 31, 2018.

### (7) Joint Venture accounted for using equity method

Share of undistributed reserves of joint venture has been accounted for as per numbers finalised under previous GAAP, in the financial statements of EESL. However, as the EESL has also transitioned to Ind-AS, therefore, the impact of Ind-AS adjustments has been taken into account in the consolidated financial statements. Further, the method of consolidation of Joint Venture has also been changed from proportionate consolidation method to equity method of accounting as per Ind-AS 28.

### (8) Prior Period

Any material adjustments in the prior periods has been accounted for in the respective years as per the principles of Ind-AS i.e. previous financial years has been restated.

## 64 Subsidiaries, joint venture and associates considered for consolidation

### A. Wholly owned subsidiaries of the Company:

Name of entity	Place of business/ country of incorporation	Ownership interest held by the Group		
		As at 31-03-19	As at 31-03-18	As at 01-04-17
REC Transmission Projects Company Limited (RECTPCL)	India	100%	100%	100%
REC Power Distribution Company Limited (RECPDCL)	India	100%	100%	100%

## CONSOLIDATED NOTES TO ACCOUNTS

### B. Joint venture

Name of entity	Place of business/ country of incorporation	Ownership interest /Carrying Amount* held by the Group		
		As at 31-03-19	As at 31-03-18	As at 01-04-17
Energy Efficiency Services Limited (EESL)*	India			
Ownership interest		21.70%	31.71%	31.71%
Carrying Amount**		179.63	172.63	176.07

\* The financial statements for FY 2018-19 are un-audited and certified by the management and have been considered for Consolidated Financial Statements of the Group. The figures appearing in the financial statements may change upon completion of the audit. Figures for FY 2018-19 have been prepared on standalone basis as per the information available till date. For FY 2017-18 and FY 2016-17, consolidated audited figures have been considered.

\*\* Quoted price of the investment is not available, as the equity shares of the Company are not listed on stock exchanges.

### C. Associates

Name of entity	Place of business/ country of incorporation	Ownership interest held by the Group		
		As at 31-03-19	As at 31-03-18	As at 01-04-17
WRSS-XXI (A) Transco Limited	India	100.00%		
Ajmer Phagi Transco Limited	India	100.00%		
Bhindguna Transmission Limited	India	100.00%		
Jam Khambaliya Transco Limited	India	100.00%		
Khetri Transco Limited	India	100.00%		
Lakadia Banaskantha Transco Limited	India	100.00%		
Udupi Kasargode Trans. Ltd.	India	100.00%		
Chandil Transmission Ltd	India	100.00%	100.00%	
Dumka Transmission Ltd.	India	100.00%	100.00%	
Koderma Transmission Ltd	India	100.00%	100.00%	
Mandar Transmission Ltd.	India	100.00%	100.00%	
Dinchang Transmission Limited	India	100.00%	100.00%	100.00%
Ghatampur Transmission Limited	India		100.00%	100.00%
ERSS XXI Transmission Limited	India			100.00%
WR-NR Power Transmission Limited	India			100.00%

Note: The above investments are managed as per the mandate from Government of India (GoI) and the Company does not have the practical ability to direct the relevant activities of these Companies unilaterally. The Company therefore, considers its investment in respective Companies as associates having significant influence despite the Company holding 100% of their paid-up equity share capital.

## CONSOLIDATED NOTES TO ACCOUNTS

### D Joint venture accounted for using equity method

#### Summarised financial position of EESL

(₹ in Crores)

Particulars	As at March 31, 2019 *	As at March 31, 2018	As at April 1, 2017
<b>Financial assets</b>			
Cash and cash equivalents	424.96	558.78	264.67
Bank balances other than above	335.76	68.58	57.67
Other financial assets	1,998.71	1,470.97	985.02
	2,759.43	2,098.33	1,307.36
Non Financial assets	4,104.94	3,370.81	1,269.11
<b>Total assets</b>	<b>6,864.37</b>	<b>5,469.14</b>	<b>2,576.47</b>
Financial Liabilities	5,686.62	4,686.89	1,859.04
Non Financial Liabilities	348.67	92.18	162.18
<b>Total liabilities</b>	<b>6,035.29</b>	<b>4,779.07</b>	<b>2,021.22</b>
<b>Net assets</b>	<b>829.08</b>	<b>690.07</b>	<b>555.25</b>

\* Based on unaudited standalone financial position of the joint venture

#### Summarised financial performance of EESL

(₹ in Crores)

Particulars	For the year ended March 31, 2019 *	For the year ended March 31, 2018
<b>A. Income</b>		
Revenue from operations	1,829.27	1,427.82
Other income	93.82	55.22
<b>Total (A)</b>	<b>1,923.09</b>	<b>1,483.04</b>
<b>B. Expenses</b>		
Finance costs	187.84	135.24
Depreciation, amortization and impairment	331.49	133.61
Purchase of stock-in-trade	939.48	1,065.38
Change in inventories	25.41	(145.29)
Other expenses	296.03	230.15
<b>Total (B)</b>	<b>1,780.25</b>	<b>1,419.09</b>
<b>C. Share of net profits/(losses) of joint ventures accounted for using equity method</b>	-	(1.68)
<b>D. Profit before tax (A-B+C)</b>	<b>142.84</b>	<b>62.27</b>
E. Tax Expense	59.01	28.35
<b>F. Profit for the period (C-D)</b>	<b>83.83</b>	<b>33.92</b>
<b>G. Other comprehensive income/ (Loss)</b>	<b>(0.22)</b>	<b>4.51</b>
<b>H. Total comprehensive income (F+G)</b>	<b>83.61</b>	<b>38.43</b>
Dividends received from EESL	2.39	12.92

\* Based on unaudited standalone financial performance of the joint venture

## CONSOLIDATED NOTES TO ACCOUNTS

### Reconciliation to carrying amount of Energy Efficient Services Limited:

(₹ in Crores)

Particulars	For the year ended March 31, 2019 *	For the year ended March 31, 2018
<b>Opening net assets</b>	<b>690.07</b>	555.25
Share application money - adjusted	(99.00)	
Increase in Share capital	213.20	
Profit for the year	83.83	33.92
Other comprehensive income(net of taxes)*	(0.22)	4.51
Add: Share application pending allotment	0.00	99.00
Less: Transaction cost arising on issue of equity shares, net of tax	-	(0.25)
Less: Dividend distributed	(11.03)	(40.75)
Less: Dividend distribution tax	(2.27)	(8.29)
Add: Non-Controlling interest	0.00	46.68
<b>Closing net assets</b>	<b>874.58</b>	<b>690.07</b>

\*Movement for the FY 2018-19 has been made considering the unaudited standalone financial statements.

### Change in carrying amount of investments in EESL

(₹ in Crores)

Particulars	As at March 31, 2019	As at March 31, 2018	As at April 1, 2017
Group share %	21.70%	31.71%	31.71%
Group's share in Networth	189.76	218.82	176.07
Less: Reductions on account of Share application money pending allotment (by the other JV partners)		(31.39)	-
Non-Controlling interest in the consolidated financial statements of EESL	(10.13)	(14.80)	
Carrying amount of investment in financial statements	179.63	172.63	176.07

### Contingent liabilities of EESL

(₹ in Crores)

Particulars	As at March 31, 2018	As at April 1, 2017
<b>(A) Claims against the Company not acknowledged as debts</b>	<b>59.49</b>	71.83
<b>(B) Taxation Demands</b>		
<b>(C) Others</b>		
- Letters of Credit	54.07	48.00
- Bank Guarantees	166.35	0.19
<b>Total Contingent Liabilities</b>	<b>279.91</b>	<b>120.02</b>
<b>Share of joint venture's contingent liabilities incurred jointly with other investors</b>	<b>88.76</b>	<b>38.06</b>

Note: Details of Contingent Liability of EESL as on 31.03.2019 not available and hence not presented in the table above

## CONSOLIDATED NOTES TO ACCOUNTS

65 Disclosures in respect of Entities Consolidated as required under Schedule III to the Companies Act, 2013

### 65.1 Share in Net Assets i.e. Total Assets minus Total Liabilities

(₹ in Crores)

Name of the Entity	As at 31.03.2019		As at 31.03.2018		As at 01.04.2017	
	As % of Consolidated Net Assets	Amount	As % of Consolidated Net Assets	Amount	As % of Consolidated Net Assets	Amount
<b>Parent</b>						
REC Limited	99.30%	34,302.94	99.13%	32,303.15	99.16%	30,551.76
<b>Subsidiaries - Indian</b>						
REC Power Distribution Company Limited	0.45%	155.73	0.48%	156.58	0.44%	136.21
REC Transmission Projects Company Limited	0.34%	118.45	0.54%	176.17	0.51%	157.86
<b>Joint Venture - Indian</b>						
Energy Efficiency Services Limited	0.52%	179.63	0.53%	172.63	0.57%	176.07
<b>Associates - Indian</b>						
WRSS-XXI (A) Transco Limited						
Ajmer Phagi Transco Limited	0.00%	0.05	-	-	-	-
Bhindguna Transmission Limited	0.00%	0.05	-	-	-	-
Jam Khambaliya Transco Limited	0.00%	0.05	-	-	-	-
Khetri Transco Limited	0.00%	0.05	-	-	-	-
Lakadia Banaskantha Transco Limited	0.00%	0.05	-	-	-	-
Udupi Kasargode Trans. Ltd.	0.00%	0.05	-	-	-	-
Chandil Transmission Ltd	0.00%	0.05	-	-	-	-
Dumka Transmission Ltd.	0.00%	0.05	-	-	-	-
Koderma Transmission Ltd	0.00%	0.05	-	-	-	-
Mandar Transmission Ltd.	0.00%	0.05	-	-	-	-
Dinchang Transmission Limited	-	-	0.00%	0.05	0.00%	0.05
Ghatampur Transmission Limited	-	-	0.00%	0.05	0.00%	0.05
ERSS XXI Transmission Limited	-	-	-	-	0.00%	0.05
WR-NR Power Transmission Limited	-	-	-	-	0.00%	0.05
<b>Adjustments or eliminations effect</b>	<b>-0.61%</b>	<b>(210.91)</b>	<b>-0.68%</b>	<b>(221.02)</b>	<b>-0.69%</b>	<b>(212.67)</b>
<b>Total</b>	<b>100.00%</b>	<b>34,546.34</b>	<b>100.00%</b>	<b>32,587.61</b>	<b>100.00%</b>	<b>30,809.43</b>

## CONSOLIDATED NOTES TO ACCOUNTS

### Share in profit and loss

(₹ in Crores)

Name of the Entity	Year ended 31.03.2019		Year ended 31.03.2018	
	As % of Consolidated Net Profit	Amount	As % of Consolidated Net Profit	Amount
<b>Parent</b>				
REC Limited	100.39%	5,763.72	99.31%	4,419.89
<b>Subsidiaries - Indian</b>				
REC Power Distribution Company Limited	0.46%	26.34	0.79%	34.94
REC Transmission Projects Company Limited	0.43%	24.60	0.78%	34.92
<b>Joint Venture - Indian</b>				
Energy Efficiency Services Limited	0.17%	9.95	0.24%	10.67
<b>Adjustments or eliminations effect</b>	-1.45%	(83.23)	-1.12%	(49.90)
<b>Total</b>	<b>100.00%</b>	<b>5,741.38</b>	<b>100.00%</b>	<b>4,450.52</b>

### Share in Other Comprehensive Income

(₹ in Crores)

Name of the Entity	Year ended 31.03.2019		Year ended 31.03.2018	
	As % of Consolidated Other Comprehensive Income	Amount	As % of Consolidated Other Comprehensive Income	Amount
<b>Parent</b>				
REC Limited	99.92%	(60.54)	74.78%	4.24
<b>Subsidiaries - Indian</b>				
REC Power Distribution Company Limited	0.00%	-	0.00%	-
REC Transmission Projects Company Limited	0.00%	-	0.00%	-
<b>Joint Venture - Indian</b>				
Energy Efficiency Services Limited	0.08%	(0.05)	25.22%	1.43
<b>Adjustments or eliminations effect</b>	-	-	-	-
<b>Total</b>	<b>100.00%</b>	<b>(60.59)</b>	<b>100.00%</b>	<b>5.67</b>

## CONSOLIDATED NOTES TO ACCOUNTS

### Share in Total Comprehensive Income

(₹ in Crores)

Name of the Entity	Year ended 31.03.2019		Year ended 31.03.2018	
	As % of Consolidated Total Comprehensive Income	Amount	As % of Consolidated Total Comprehensive Income	Amount
<b>Parent</b>				
REC Limited	100.39%	5,703.18	99.41%	4,424.13
<b>Subsidiaries - Indian</b>				
REC Power Distribution Company Limited	0.46%	26.34	0.79%	34.94
REC Transmission Projects Company Limited	0.43%	24.60	0.78%	34.92
<b>Joint Venture - Indian</b>				
Energy Efficiency Services Limited	0.17%	9.90	0.27%	12.10
<b>Adjustments or eliminations effect</b>	-1.47%	(83.23)	-1.12%	(49.90)
<b>Total</b>	<b>100.00%</b>	<b>5,680.79</b>	<b>100.00%</b>	<b>4,456.19</b>

### 66 Amounts expected to be recovered/ settled within 12 months and beyond for each line item under asset and liabilities

(₹ in Crores)

Particulars	As at 31.03.2019		As at 31.03.2018		As at 01.04.2017	
	Within 12 months	More than 12 months	Within 12 months	More than 12 months	Within 12 months	More than 12 months
<b>ASSETS</b>						
<b>(1) Financial Assets</b>						
(a) Cash and cash equivalents	381.99	-	248.43	-	4,468.51	-
(b) Other Bank Balances	1,733.08	-	1,946.84	-	70.93	2.05
(c) Trade receivables	137.72	-	133.76	-	131.33	-
(d) Derivative financial instruments	325.46	1,477.12	128.89	561.49	13.10	614.97
(e) Loans	27,977.30	242,473.62	27,123.95	201,754.30	20,704.62	173,229.90
(f) Investments	102.19	2,180.94	475.41	2,299.74	445.56	2,383.52
(g) Other financial assets	535.61	17,828.38	280.59	4,000.94	61.40	1.25
<b>Total - Financial Assets (1)</b>	<b>31,193.35</b>	<b>263,960.06</b>	<b>30,337.87</b>	<b>208,616.47</b>	<b>25,895.45</b>	<b>176,231.69</b>
<b>(2) Non-Financial Assets</b>						
(a) Inventories	-	-	-	-	0.04	-
(b) Current tax assets (net)	1.45	291.72	(0.00)	32.22	-	48.43
(c) Deferred tax assets (net)	10.25	2,295.68	3.78	2,838.65	0.01	2,134.11
(d) Investment Property	-	0.01	-	0.01	-	0.01
(e) Property, Plant & Equipment	-	156.63	-	126.59	-	124.23
(f) Capital Work-in-Progress	-	196.94	-	127.23	-	61.41
(g) Intangible Assets Under Development	-	1.59	-	1.46	-	1.46
(h) Other Intangible Assets	-	8.55	-	5.16	-	0.45
(i) Other non-financial assets	112.64	35.77	53.90	46.11	31.20	41.36
(j) Investments accounted for using equity method	-	179.63	-	172.63	-	176.07
<b>Total - Non-Financial Assets (2)</b>	<b>124.34</b>	<b>3,166.52</b>	<b>57.68</b>	<b>3,350.06</b>	<b>31.25</b>	<b>2,587.53</b>

## CONSOLIDATED NOTES TO ACCOUNTS

(₹ in Crores)

Particulars	As at 31.03.2019		As at 31.03.2018		As at 01.04.2017	
	Within 12 months	More than 12 months	Within 12 months	More than 12 months	Within 12 months	More than 12 months
<b>(3) Assets classified as held for sale</b>	9.56	-	7.68	-	3.08	-
<b>Total ASSETS (1+2+3)</b>	<b>31,327.25</b>	<b>267,126.58</b>	<b>30,403.23</b>	<b>211,966.53</b>	<b>25,929.78</b>	<b>178,819.22</b>
<b>LIABILITIES</b>						
<b>(1) Financial Liabilities</b>						
(a) Derivative financial instruments	35.69	123.71	59.67	258.08	85.86	268.60
(b) Trade Payables						
(i) total outstanding dues of MSMEs	2.65	-	1.83	-	0.30	-
(ii) total outstanding dues of creditors other than MSMEs	64.64	-	61.31	-	42.89	-
(c) Debt Securities	41,345.10	151,422.41	33,345.78	145,722.07	21,877.13	126,773.83
(d) Borrowings (other than debt securities)	7,202.91	39,459.63	10,289.52	12,341.90	1,901.38	19,798.79
(e) Subordinated Liabilities	169.96	4,648.80	168.38	2,498.98	168.38	2,498.83
(f) Other financial liabilities	1,399.83	17,827.24	703.05	4,000.00	260.08	-
<b>Total - Financial Liabilities (1)</b>	<b>50,220.78</b>	<b>213,481.79</b>	<b>44,629.54</b>	<b>164,821.03</b>	<b>24,336.02</b>	<b>149,340.05</b>
<b>(2) Non-Financial Liabilities</b>						
(a) Current tax liabilities (net)	-	-	0.51	-	0.55	-
(b) Provisions	60.15	40.09	78.25	142.49	58.94	155.33
(c) Other non-financial liabilities	104.60	-	88.34	21.99	48.68	-
<b>Total - Non-Financial Liabilities (2)</b>	<b>164.75</b>	<b>40.09</b>	<b>167.10</b>	<b>164.48</b>	<b>108.17</b>	<b>155.33</b>
<b>(3) Liabilities directly associated with assets classified as held for sale</b>	<b>0.08</b>	<b>-</b>	<b>-</b>	<b>-</b>	<b>-</b>	<b>-</b>
<b>Total LIABILITIES (1+2+3)</b>	<b>50,385.61</b>	<b>213,521.88</b>	<b>44,796.64</b>	<b>164,985.51</b>	<b>24,444.19</b>	<b>149,495.38</b>

Previous year figures have been reclassified/ regrouped to conform to the current classification.

- 67** There are no Off-Balance Sheet SPVs sponsored by the Company, which need to be consolidated as per accounting norms.
- 68** No penalties have been levied on the Company by any regulator during the year ended 31st March 2019 (Previous year Nil).
- 69** No complaints have been received by the Company from the borrowers under the Fair Practices Code during the year ended 31st March 2019 (Previous year Nil).
- 70** Figures in Rupees have been rounded off to the nearest crores with two decimals, unless expressly stated.

The Notes to Accounts 1 to 70 are an integral part of Balance Sheet and Statement of Profit & Loss.

For and on behalf of the Board

**J.S. Amitabh**  
GM & Company Secretary

**Sanjeev Kumar Gupta**  
Director (Technical)  
DIN - 03464342

**Ajeet Kumar Agarwal**  
CMD and Director (Finance)  
DIN - 02231613

In terms of our Audit Report of even date

**For G.S. Mathur & Co.**  
Chartered Accountants  
Firm Reg. No.: 008744N

**For A.R. & Co.**  
Chartered Accountants  
Firm Reg. No.: 002744C

Place: New Delhi  
Date: 24th May 2019

**S.C. Choudhary**  
Partner  
M.No. : 082023

**Priyanshu Jain**  
Partner  
M.No. : 530262



## **INDEPENDENT AUDITORS' REPORT**

To,  
The Members,  
Rural Electrification Corporation Limited  
New Delhi

### **Report on the Consolidated Financial Statements**

We have audited the accompanying consolidated financial statements of **Rural Electrification Corporation Limited** (hereinafter referred to as "the Holding Company") and its subsidiaries (the Holding Company and its subsidiaries together referred to as "the Group") and its jointly controlled entity, comprising of the Consolidated Balance Sheet as at 31st March, 2018, the Consolidated Statement of Profit and Loss, the Consolidated Cash Flow Statement for the year then ended, and a summary of the significant accounting policies and other explanatory information (hereinafter referred to as "the Consolidated Financial Statements").

### **Management's Responsibility for the Consolidated Financial Statements**

The Holding Company's Board of Directors is responsible for the matters stated in Section 134(5) of the Companies Act, 2013 ("the Act") with respect to the preparation and presentation of these consolidated financial statements that give a true and fair view of the consolidated financial position, consolidated financial performance and consolidated cash flows of the Group including its Jointly controlled entity in accordance with the accounting principles generally accepted in India, including the Accounting Standards specified under Section 133 of the Act, read with Rule 7 of the Companies (Accounts) Rules, 2014 and MCA General Circular No.15/2013 dated 13th September, 2013. This responsibility also includes maintenance of adequate accounting records in accordance with the provisions of the Act for safeguarding the assets of the Group & its jointly controlled entity and for preventing and detecting frauds and other irregularities; selection and application of appropriate accounting policies; making judgments and estimates that are reasonable and prudent; and design, implementation and maintenance of adequate internal financial controls, that were operating effectively for ensuring the accuracy and completeness of the accounting records, relevant to the preparation and presentation of the consolidated financial statements that give a true and fair view and are free from material misstatement, whether due to fraud or error, which have been used for the purpose of presentation of the Consolidated Financial Statements by the Directors of the Holding Company, as aforesaid.

### **Auditor's Responsibility**

Our responsibility is to express an opinion on these Consolidated Financial Statements based on our audit. While conducting an audit, we have taken into account the provisions of the Act, the accounting and auditing standards and matters which are required to be included in the audit report under the provisions of the Act and the Rules made thereunder.

We conducted our audit in accordance with the Standards on Auditing specified under Section 143(10) of the Act. Those Standards require that we comply with ethical requirements and plan and perform the audit to obtain reasonable assurance about whether the Consolidated Financial Statements are free from material misstatement.

An audit involves performing procedures to obtain audit evidence about the amounts and the disclosures in the Consolidated Financial Statements. The procedures selected depend on the auditors' judgment, including the assessment of the risks of material misstatement of the Consolidated Financial Statements, whether due to fraud or error. In making those risk assessments, the auditors consider internal financial control relevant to the holding Company's preparation of the consolidated financial statements that give a true and fair view in order to design audit procedures that are appropriate in the circumstances. An audit also includes evaluating the appropriateness of the accounting policies used and the reasonableness of the accounting estimates made by the holding Company's Directors, as well as evaluating the overall presentation of the Consolidated Financial Statements.

We believe that the audit evidence obtained by us and the audit evidence obtained by the other auditors in terms of their report referred to in sub-paragraph (a) of the "Other Matters" below, is sufficient and appropriate to provide a basis for our audit opinion on the Consolidated Financial Statements.

## Opinion

In our opinion and to the best of our information and according to the explanations given to us, the aforesaid consolidated financial statements give the information required by the Act in the manner so required and give a true and fair view in conformity with the accounting principles generally accepted in India, of the consolidated state of affairs of the Group and its jointly controlled entity as at 31st March, 2018, and their consolidated profit and their consolidated cash flows for the year ended on that date.

## Other Matters

- (a) We did not audit the financial statements of two subsidiaries whose financial statements reflect total assets of ₹848.66 Crores as at 31 March 2018 (Previous year ₹391.65 Crores), total revenues of ₹260.33 Crores (Previous year ₹243.96 Crores) and net cash flows amounting to ₹187.13 Crores (Previous year ₹-9.21 Crores) for the year ended on 31st March, 2018, as considered in the Consolidated Financial Statements. The Consolidated Financial Statements also include the subsidiaries' share of net profit after tax of ₹72.09 crores (Previous Year ₹74.78 crores) as considered in the Consolidated Financial Statements. These financial statements have been audited by other auditors whose reports have been furnished to us by the Management and our opinion on the consolidated financial statements, in so far as it relates to the amounts and disclosures included in respect of these subsidiaries, and our report in terms of sub-sections (3) of Section 143 of the Act, in so far as it relates to the aforesaid subsidiaries, is based solely on the reports of the other auditors.
- (b) We did not audit the financial statements of one jointly controlled entity, whose financial statements reflect total assets of ₹1,530.32 Crores (Previous year ₹838.77 Crores) as at 31 March 2018, total revenues of ₹461.78 Crores (Previous year ₹408.83 Crores) and net cash flows amounting to ₹80.70 Crores (Previous year ₹6.11 Crores) for the year ended on 31st March, 2018, as considered in the Consolidated Financial Statements. The Consolidated Financial Statements also include the jointly controlled entity's share of net profit after tax of ₹9.20 crores (Previous Year ₹15.72 crores) as considered in the Consolidated Financial Statements. These financial statements are unaudited and have been furnished to us by the Management and our opinion on the consolidated financial statements, in so far as it relates to the amounts and disclosures included in respect of the jointly controlled entity, and our report in terms of sub-sections (3) of Section 143 of the Act in so far as it relates to the aforesaid jointly controlled entity, is based solely on such unaudited financial statements/ financial information. In our opinion and according to the information and explanations given to us by the Management, these financial statements are not material to the Group & its jointly controlled entity.

Our opinion on the consolidated financial statements, and our report on Other Legal and Regulatory Requirements below, is not modified in respect of the above matters with respect to our reliance on the work done and the reports of the other auditors and the financial statements certified by the Management.

## Report on Other Legal and Regulatory Requirements

1. As required by section 143(3) of the Act, we report that:
  - (a) We have sought and obtained all the information and explanations which to the best of our knowledge and belief were necessary for the purposes of our audit of the aforesaid Consolidated Financial Statements.
  - (b) In our opinion, proper books of account as required by law relating to preparation of the aforesaid Consolidated Financial Statements have been kept so far as it appears from our examination of those books and the reports of the other auditors.
  - (c) The Consolidated Balance Sheet, the Consolidated Statement of Profit and Loss, and the Consolidated Cash Flow Statement dealt with by this Report are in agreement with the relevant books of account maintained for the purpose of preparation of the Consolidated Financial Statements.
  - (d) In our opinion, the aforesaid Consolidated Financial Statements comply with the Accounting Standards specified under Section 133 of the Act, read with Rule 7 of the Companies (Accounts) Rules, 2014 and MCA General Circular No.15/2013 dated 13th September, 2013.
  - (e) Vide Notification No. G.S.R. 463(E) dated 5th June, 2015 issued by Ministry of Corporate Affairs, Government Companies have been exempted from applicability of the provisions of Section 164(2) of the Companies Act, 2013.

- (f) With respect to the adequacy of the internal financial controls over financial reporting of the Group and Jointly controlled entity and the operating effectiveness of such controls, refer to our separate report in "Annexure-A"; and
- (g) With respect to the other matters to be included in the Auditor's Report in accordance with Rule 11 of the Companies (Audit and Auditors) Rules, 2014, in our opinion and to the best of our information and according to the explanations given to us and based on the consideration of report of the other auditors on separate financial statements as also the other financial information of the subsidiaries and joint ventures:
- i) The Consolidated Financial Statements disclose the impact of pending litigations on the consolidated financial position of the Group and its jointly controlled entity- Refer Note 26.1 to the Consolidated Financial Statements;
  - ii) The Group and its jointly controlled entity do not have any such long term contracts for which there are any material foreseeable losses.
  - iii) There has been no delay in transferring amounts, required to be transferred, to the Investor Education and Protection Fund by the Holding Company and its subsidiary companies and its jointly controlled entity incorporated in India.

**For G.S. Mathur & Co.**  
Chartered Accountants  
Firm Regn. No. 008744N

**For A.R. & Co.**  
Chartered Accountants  
Firm Regn. No. 002744C

**S.C. Choudhary**  
Partner  
M. No. 082023

**Priyanshu Jain**  
Partner  
M. No. 530262

Place : New Delhi  
Date : 28th May 2018

# **ANNEXURE-A TO THE INDEPENDENT AUDITORS' REPORT OF EVEN DATE ON THE CONSOLIDATED FINANCIAL STATEMENTS OF RURAL ELECTRIFICATION CORPORATION LIMITED**

## **Report on the Internal Financial Controls under Clause (i) of Sub-section 3 of Section 143 of the Companies Act, 2013 ("the Act")**

In conjunction with our audit of the consolidated financial statements of the Company as of and for the year ended 31st March 2018, we have audited the internal financial controls over financial reporting of Rural Electrification Corporation Limited (hereinafter referred to as "the Holding Company") and its subsidiary companies and jointly controlled entity, which are companies incorporated in India, as of that date.

### **Management's Responsibility for Internal Financial Controls**

The respective Board of Directors of the Holding company, its subsidiary companies, its Jointly controlled entity, which are companies incorporated in India, are responsible for establishing and maintaining internal financial controls based on the internal control over financial reporting criteria established by the Group and its jointly controlled entity considering the essential components of internal control stated in the Guidance Note on Audit of Internal Financial Controls Over Financial Reporting issued by the Institute of Chartered Accountants of India (ICAI)". These responsibilities include the design, implementation and maintenance of adequate internal financial controls that were operating effectively for ensuring the orderly and efficient conduct of its business, including adherence to the respective company's policies, the safeguarding of its assets, the prevention and detection of frauds and errors, the accuracy and completeness of the accounting records, and the timely preparation of reliable financial information, as required under the Companies Act, 2013.

### **Auditors' Responsibility**

Our responsibility is to express an opinion on the internal financial controls over financial reporting of the Group and its jointly controlled entity based on our audit. We conducted our audit in accordance with the Guidance Note on Audit of Internal Financial Controls Over Financial Reporting (the "Guidance Note") issued by the ICAI and the Standards on Auditing, issued by ICAI and deemed to be prescribed under section 143(10) of the Companies Act, 2013, to the extent applicable to an audit of internal financial controls, both issued by the Institute of Chartered Accountants of India. Those Standards and the Guidance Note require that we comply with ethical requirements and plan and perform the audit to obtain reasonable assurance about whether adequate internal financial controls over financial reporting was established and maintained and if such controls operated effectively in all material respects. Our audit involves performing procedures to obtain audit evidence about the adequacy of the internal financial controls system over financial reporting and their operating effectiveness. Our audit of internal financial controls over financial reporting included obtaining an understanding of internal financial controls over financial reporting, assessing the risk that a material weakness exists, and testing and evaluating the design and operating effectiveness of internal control based on the assessed risk. The procedures selected depend on the auditor's judgement, including the assessment of the risks of material misstatement of the financial statements, whether due to fraud or error.

We believe that the audit evidence we have obtained and the audit evidence obtained by the other auditors in terms of their reports referred to in the Other Matters paragraph below, is sufficient and appropriate to provide a basis for our audit opinion on the Company's internal financial controls system over financial reporting.

### **Meaning of Internal Financial Controls over Financial Reporting**

A Group and its jointly controlled entity's internal financial control over financial reporting is a process designed to provide reasonable assurance regarding the reliability of financial reporting and the preparation of financial statements for external purposes in accordance with generally accepted accounting principles. A Group and its jointly controlled entity's internal financial control over financial reporting includes those policies and procedures that:

- (1) pertain to the maintenance of records that, in reasonable detail, accurately and fairly reflect the transactions and dispositions of the assets of the Group and its jointly controlled entity;
- (2) provide reasonable assurance that transactions are recorded as necessary to permit preparation of financial statements in accordance with generally accepted accounting principles, and that receipts and expenditures of the company are being made only in accordance with authorizations of management and directors of the Group and its jointly controlled entity; and
- (3) provide reasonable assurance regarding prevention or timely detection of unauthorized acquisition, use, or disposition of the Group and its jointly controlled entity's assets that could have a material effect on the financial statements.

## **Inherent Limitations of Internal Financial Controls over Financial Reporting**

Because of the inherent limitations of internal financial controls over financial reporting, including the possibility of collusion or improper management override of controls, material misstatements due to error or fraud may occur and not be detected. Also, projections of any evaluation of the internal financial controls over financial reporting to future periods are subject to the risk that the internal financial control over financial reporting may become inadequate because of changes in conditions, or that the degree of compliance with the policies or procedures may deteriorate.

### **Opinion**

In our opinion, the Group and its jointly controlled entity has, in all material aspects, an adequate internal financial controls system except (i) improvement in ERP system relating to determination of non-performing assets, revalidation of the sanctions of loans and recording of non-entertaining/rejection/disposal of applications of the loans, (ii) strengthening of procedures for monitoring of utilization of funds disbursed to the borrowers, (iii) procedure for processing of the claims of service providers, (iv) rotation of duties amongst staff as per HR Policy to be implemented in letter and spirit, over financial reporting and such internal financial controls over financial reporting were operating effectively as of 31st March 2018, based on the internal control over financial reporting criteria established by the Group and its jointly controlled entity considering the essential components of internal control stated in the Guidance Note on Audit of Internal Financial Controls over Financial Reporting issued by the Institute of Chartered Accountants of India.

We have considered the areas of improvement identified which needs further strengthening as reported above in determining the nature, timing, and extent of audit tests applied in our audit of the 31st March 2018 Consolidated financial statements of the Group and its jointly controlled entity. However, these areas of improvement do not affect our opinion on the operating effectiveness of the Internal Financial Control over financial reporting of the Group and its jointly controlled entity.

### **Other Matters**

Our aforesaid reports under Section 143(3) (i) of the Act on the adequacy and operating Effectiveness of the internal financial controls over financial reporting insofar as it relates to two subsidiary companies, which are companies incorporated in India, is based on the corresponding reports of the auditors of such companies incorporated in India.

The system of internal financial controls over financial reporting, with regard to its jointly controlled entity, M/s Energy Efficiency Services Ltd. which being unaudited, have not been provided to us to determine whether the company has established adequate internal financial control over financial reporting at the aforesaid jointly controlled entity and whether such internal financial controls were operating effectively as at 31st March 2018. The contribution of the, jointly controlled entity of the company, to the total assets of the group and its jointly controlled entity is not material.

Further, we have considered the disclosure reported above in determining the nature, timing and extent of audit tests applied in our report of the financial statements of the Group and its jointly controlled entity, and the above disclosure does not affect our opinion on the operating effectiveness of the Internal Financial Control over financial reporting of the Group and its jointly controlled entity.

**For G.S. Mathur & Co.**  
Chartered Accountants  
Firm Regn No. 008744N

**For A.R. & Co.**  
Chartered Accountants  
Firm Regn. No. 002744C

**S.C. Choudhary**  
Partner  
M. No. 082023

**Priyanshu Jain**  
Partner  
M. No. 530262

Place : New Delhi  
Date : 28th May 2018

**COMMENTS OF THE COMPTROLLER AND AUDITOR GENERAL OF INDIA UNDER SECTION 143(6)(B) READ WITH SECTION 129(4) OF THE COMPANIES ACT, 2013 ON THE CONSOLIDATED FINANCIAL STATEMENTS OF RURAL ELECTRIFICATION CORPORATION LIMITED FOR THE YEAR ENDED 31 MARCH 2018**

The preparation of Consolidated Financial Statements of Rural Electrification Corporation Limited for the year ended 31 March 2018 in accordance with the financial reporting framework prescribed under the Companies Act, 2013 (Act) is the responsibility of the Management of the Company. The Statutory Auditors appointed by the Comptroller and Auditor General of India under Section 139(5) read with Section 129(4) of the Act are responsible for expressing opinion on the financial statements under Section 143 read with Section 129(4) of the Act, based on independent audit in accordance with the Standards on Auditing prescribed under Section 143(10) of the Act. This is stated to have been done by them vide their Audit Report dated 28 May 2018.

I, on behalf of the Comptroller and Auditor General of India, have conducted a supplementary audit under Section 143(6)(a) read with Section 129(4) of the Act of the Consolidated Financial Statements of Rural Electrification Corporation Limited for the year ended 31 March 2018. We conducted a supplementary audit of the financial statements of Rural Electrification Corporation Limited and REC Transmission Projects Company Limited, but did not conduct supplementary audit of the financial statements of REC Power Distribution Company Limited and Energy Efficiency Services Limited for the year ended on that date. This supplementary audit has been carried out independently without access to the working papers of the Statutory Auditors and is limited primarily to inquiries of the Statutory Auditors and Company personnel and a selective examination of some of the accounting records. On the basis of my audit nothing significant has come to my knowledge which would give rise to any comment upon or supplement to Statutory Auditors' report.

**For and on the behalf of the  
Comptroller & Auditor General of India**

**Place : New Delhi  
Dated : 02 August 2018**

**(Vikram D. Murugaraj)  
Principal Director of Commercial Audit &  
Ex-officio Member, Audit Board-III, New Delhi**

## CONSOLIDATED BALANCE SHEET AS AT 31ST MARCH 2018

(₹ in Crores)

Sl. No.	Particulars	Note No.	As at 31.03.2018	As at 31.03.2017
<b>I. EQUITY AND LIABILITIES</b>				
<b>(1)</b>	<b>Shareholders' Funds</b>			
	(a) Share Capital	2	1,974.92	1,974.92
	(b) Reserves and Surplus	3	33,897.38	31,695.64
	<b>Sub-total (1)</b>		<b>35,872.30</b>	<b>33,670.56</b>
<b>(2)</b>	<b>Share Application Money pending Allotment</b>		<b>31.39</b>	<b>-</b>
<b>(3)</b>	<b>Non-current Liabilities</b>			
	(a) Long-term Borrowings	4	161,434.78	149,680.89
	(b) Deferred Tax Liabilities (Net)	5	65.73	39.92
	(c) Other Long-term Liabilities	6	4,038.46	13.42
	(d) Long-term Provisions	7	1,340.57	1,849.47
	<b>Sub-total (3)</b>		<b>166,879.54</b>	<b>151,583.70</b>
<b>(4)</b>	<b>Current Liabilities</b>			
	(a) Short-term Borrowings	4	5,727.90	110.98
	(b) Trade Payables	8	448.64	160.39
	(c) Other current liabilities	6	39,426.54	24,524.99
	(d) Short-term Provisions	7	252.40	194.30
	<b>Sub-total (4)</b>		<b>45,855.48</b>	<b>24,990.66</b>
	<b>Total (1+2+3+4)</b>		<b>248,638.71</b>	<b>210,244.92</b>
<b>II. ASSETS</b>				
<b>(1)</b>	<b>Non-current Assets</b>			
	(a) Fixed assets	9		
	(i) Tangible Assets		424.14	354.11
	(ii) Intangible Assets		10.16	0.74
	(iii) Capital work-in-progress		530.07	164.13
	(iv) Intangible Assets under Development		1.46	1.46
			<b>965.83</b>	<b>520.44</b>
	(b) Non-current Investments	10	2,396.87	2,432.57
	(c) Long-term Loans & Advances	11	206,495.28	177,351.58
	(d) Other Non-current Assets	12	4,743.92	394.07
	<b>Sub-total (1)</b>		<b>214,601.90</b>	<b>180,698.66</b>
<b>(2)</b>	<b>Current Assets</b>			
	(a) Current Investments	10	183.85	184.36
	(b) Inventories	13	102.48	51.18
	(c) Trade Receivables	14	541.86	438.40
	(d) Cash & Bank Balances	15	2,368.24	4,650.79
	(e) Short-term Loans & Advances	11	5,702.07	3,618.72
	(f) Other Current Assets	12	25,138.31	20,602.81
	<b>Sub-total (2)</b>		<b>34,036.81</b>	<b>29,546.26</b>
	<b>Total (1+2)</b>		<b>248,638.71</b>	<b>210,244.92</b>

The Significant Accounting Policies and Notes to Accounts 1 to 52 are an integral part of these financial statements.

For and on behalf of the Board

**J.S. Amitabh**  
GM & Company Secretary

**Ajeet Kumar Agarwal**  
Director (Finance)  
DIN - 02231613

**P.V. Ramesh**  
Chairman and Managing Director  
DIN - 02836069

In terms of our Report of even date

**For G.S. Mathur & Co.**  
Chartered Accountants  
Firm Reg. No.: 008744N

**For A.R. & Co.**  
Chartered Accountants  
Firm Reg. No.: 002744C

Place: New Delhi  
Date: 28th May 2018

**S.C. Choudhary**  
Partner  
M.No. : 082023

**Priyanshu Jain**  
Partner  
M.No. : 530262

## CONSOLIDATED STATEMENT OF PROFIT AND LOSS FOR THE YEAR ENDED 31ST MARCH 2018

(₹ in Crores)

Sl. No.	Particulars	Note No.	Year ended 31.03.2018	Year ended 31.03.2017
I.	Revenue from Operations	16	23,054.42	24,194.92
II.	Other Income	17	46.98	166.31
<b>III.</b>	<b>Total Revenue (I+II)</b>		<b>23,101.40</b>	<b>24,361.23</b>
<b>IV.</b>	<b>Expenses</b>			
(i)	Finance Costs	18	13859.59	13461.59
(ii)	Employee Benefits Expense	19	198.46	192.75
(iii)	Depreciation & Amortization	9	69.59	40.33
(iv)	Corporate Social Responsibility Expenses	20	50.94	68.94
(v)	Other Expenses	21	285.29	220.58
(vi)	Provisions and Contingencies	22	1421.06	1110.31
(vii)	Purchases of Stock-in-Trade		328.53	273.12
(viii)	Changes in inventories of Stock-in-Trade & Work-in-Progress	23	(53.32)	22.76
	<b>Total Expenses (IV)</b>		<b>16160.14</b>	<b>15390.38</b>
<b>V.</b>	<b>Profit before Prior Period Items &amp; Tax (III-IV)</b>		<b>6941.26</b>	<b>8970.85</b>
<b>VI.</b>	<b>Prior Period Items</b>	24	<b>0.02</b>	<b>(1.51)</b>
<b>VII.</b>	<b>Profit before Tax (V-VI)</b>		<b>6941.24</b>	<b>8972.36</b>
<b>VIII.</b>	<b>Tax Expense :</b>			
(i)	Current Year		2212.17	2648.37
(ii)	Earlier Years/ (Refunds)		12.21	(27.79)
(iii)	Deferred Tax		27.40	38.41
	<b>Total Tax Expense (i+ii+iii)</b>		<b>2,251.78</b>	<b>2,658.99</b>
<b>IX.</b>	<b>Profit for the year from Continuing Operations (VII-VIII)</b>		<b>4,689.46</b>	<b>6,313.37</b>
<b>X.</b>	<b>Profit from Discontinuing Operations (after tax)</b>		<b>-</b>	<b>-</b>
<b>XI.</b>	<b>Profit for the year (IX+X)</b>		<b>4,689.46</b>	<b>6,313.37</b>
<b>XII.</b>	<b>Earnings per Equity Share (in ₹ for an equity share of ₹10 each)</b>			
(1)	Basic	25	23.75	31.97
(2)	Diluted	25	23.75	31.97

The Significant Accounting Policies and Notes to Accounts 1 to 52 are an integral part of these financial statements.

For and on behalf of the Board

**J.S. Amitabh**  
GM & Company Secretary

**Ajeet Kumar Agarwal**  
Director (Finance)  
DIN - 02231613

**P.V. Ramesh**  
Chairman and Managing Director  
DIN - 02836069

In terms of our Report of even date

**For G.S. Mathur & Co.**  
Chartered Accountants  
Firm Reg. No.: 008744N

**For A.R. & Co.**  
Chartered Accountants  
Firm Reg. No.: 002744C

Place: New Delhi  
Date: 28th May 2018

**S.C. Choudhary**  
Partner  
M.No. : 082023

**Priyanshu Jain**  
Partner  
M.No. : 530262



## CONSOLIDATED CASH FLOW STATEMENT FOR THE YEAR ENDED 31ST MARCH 2018

(₹ in Crores)

PARTICULARS	YEAR ENDED 31.03.2018		YEAR ENDED 31.03.2017	
<b>A. Cash Flow from Operating Activities :</b>				
Net Profit before Tax	6,941.24		8,972.36	
<b>Adjustments for:</b>				
1. Profit / Loss on Sale of Fixed Assets	0.56		0.52	
2. Depreciation & Amortization	69.59		39.69	
3. Provisions and Contingencies	1,415.83		1,110.31	
4. Interest on Commercial Paper	135.60		300.46	
5. Interest Expense of Misc. Borrowings	29.91		15.79	
6. Excess Provision written back	-0.71		-1.42	
7. Profit on sale/redemption of investments	-		-79.75	
8. Loss/ Gain(-) on Exchange Rate fluctuation	61.65		47.37	
9. Dividend from Investments	-26.85		-63.15	
10. Interest on Long-term Investments/ Govt. Securities	-231.87		-239.22	
11. Provision made for Interest on Advance Income Tax	5.53		2.82	
12. Provision in respect of Amounts recoverable	6.19		-	
13. Discount on Bonds written off	1.66		0.14	
14. Interest Accrued on Zero Coupon Bonds	89.50		82.45	
<b>Operating profit before Changes in Operating Assets &amp; Liabilities:</b>	<b>8,497.83</b>		<b>10,188.37</b>	
<b>Increase / Decrease :</b>				
1. Loan Assets	-37,474.64		-650.38	
2. Other Operating Assets	-4,366.37		-177.34	
3. Operating Liabilities	4,876.43		13.87	
<b>Cash flow from Operations</b>	<b>-28,466.75</b>		<b>9,374.52</b>	
1. Income Tax Paid (including TDS)	-2,213.77		-2,592.07	
2. Income Tax refund	2.57		22.07	
<b>Net Cash Flow from Operating Activities</b>		<b>-30,677.95</b>		<b>6,804.52</b>

## CONSOLIDATED CASH FLOW STATEMENT FOR THE YEAR ENDED 31ST MARCH 2018

(₹ in Crores)

PARTICULARS	YEAR ENDED 31.03.2018		YEAR ENDED 31.03.2017	
<b>B. Cash Flow from Investing Activities</b>				
1. Sale of Fixed Assets	0.14		0.06	
2. Purchase of Fixed Assets (incl. CWIP, Intangible Assets under development & Capital Advances)	-506.29		-203.19	
3. Investment in shares of Energypro Assets Limited	-56.54		-0.60	
4. Investment in shares of NHPC Ltd. (net of sale)	-		-400.80	
5. Investment in shares of HUDCO Ltd.	-2.08		-	
6. Redemption of 8% Government of Madhya Pradesh Power Bonds-II	94.32		94.32	
7. Redemption of Bonds of UP Power Corporation Ltd.	-		76.65	
8. Profit on sale/redemption of investments	-		79.75	
9. Interest on Long term Investments/ Govt. Securities	232.49		242.43	
10. Dividend from Investments	39.77		66.54	
11. Investment in Shares of Fellow Subsidiary Companies	0.10		0.05	
12. Fixed Deposit made during the year	-212.58		-38.12	
13. Fixed Deposit matured during the year	46.40		16.95	
14. Investments in CP/CDs (Net)	-29.00		-35.00	
<b>Net Cash Flow from Investing Activities</b>		<b>-393.27</b>		<b>-100.96</b>
<b>C. Cash Flow from Financing Activities</b>				
1. Issue of Shares including Share Application Money	31.39		31.39	
2. Issue of Bonds (Net of redemptions)	19,558.55		5,871.66	
3. Raising of Term Loans/ STL from Banks/ FIs (Net of repayments)	18.27		-881.04	
4. Raising of Foreign Currency Loan (Net of redemptions and inclusive of related derivative payments)	8,360.41		-833.33	
5. Funds received from GOI for further disbursement as Subsidy/ Grant including interest ( Net of refund)	10,635.24		8,027.15	
6. Disbursement of grants	-10,563.91		-8,039.66	
7. Payment of Dividend on Equity Shares	-1,997.71		-1,889.43	
8. Payment of Corporate Dividend Tax	-404.94		-384.66	
9. Interest Paid on Misc. Borrowings	-29.91		-15.73	
10. Issue of Commercial Paper (Net of repayments)	3,014.84		-5,833.16	

## CONSOLIDATED CASH FLOW STATEMENT FOR THE YEAR ENDED 31ST MARCH 2018

(₹ in Crores)

PARTICULARS	YEAR ENDED 31.03.2018	YEAR ENDED 31.03.2017
<b>Net Cash flow from Financing Activities</b>	<b>28,622.23</b>	-3,946.81
<b>Net Increase/Decrease in Cash &amp; Cash Equivalents</b>	<b>-2,448.99</b>	2,756.75
Cash & Cash Equivalents as at the beginning of the year	4,580.28	1,823.59
Cash & Cash Equivalents as at the end of the year	2,131.29	4,580.34

Components of Cash & Cash Equivalents as at end of the year are:

(₹ in Crores)

PARTICULARS	AS AT 31.03.2018	AS AT 31.03.2017
- Cash in Hand (including postage & imprest)	0.02	0.03
- Balances with Banks in:		
- Accounts with RBI and other banks	1,819.53	934.71
- Unpaid Dividend Accounts #	3.49	2.75
- Undisbursed DDUGJY, AG&SP, NEF and Other Grants #	212.36	0.51
- Short-term Deposits with Scheduled Banks	95.89	2,482.34
- Short term Investment in Debt Mutual Funds	-	1,160.00
<b>Total Cash &amp; Cash Equivalents</b>	<b>2,131.29</b>	4,580.34

# These balances are not available for free use by the Company as they represent earmarked balances held in respective grant accounts and unpaid dividends.

Further, Balances with Banks include ₹2.13 Crores (Previous year ₹2.13 Crores) and ₹1,469.23 Crores (Previous year Nil) set aside for grants disbursement and amount pending allotment of securities respectively and not available for free use by the Company.

Short-term Deposits with Scheduled Banks include ₹39.02 Crores (Previous year ₹23.20 Crores) earmarked towards DDUGJY and other grants and ₹2.91 Crores (Previous year ₹5.99 Crores) earmarked towards Swachh Vidyalaya Abhiyan (SVA).

**Note : Previous year figures have been rearranged and regrouped wherever necessary.**

For and on behalf of the Board

**J.S. Amitabh**  
GM & Company Secretary

**Ajeet Kumar Agarwal**  
Director (Finance)  
DIN - 02231613

**P.V. Ramesh**  
Chairman and Managing Director  
DIN - 02836069

In terms of our Report of even date

**For G.S. Mathur & Co.**  
Chartered Accountants  
Firm Reg. No.: 008744N

**For A.R. & Co.**  
Chartered Accountants  
Firm Reg. No.: 002744C

Place: New Delhi  
Date: 28th May 2018

**S.C. Choudhary**  
Partner  
M.No. : 082023

**Priyanshu Jain**  
Partner  
M.No. : 530262

## CONSOLIDATED SIGNIFICANT ACCOUNTING POLICIES

### A. Principles of Consolidation

The Consolidated Financial Statements relate to Rural Electrification Corporation Limited ('the Company'), its subsidiary companies and joint venture. The consolidated financial statements have been prepared on the following basis:

The financial statements of the Company and its subsidiary companies are combined on a line-by-line basis by adding together the book values of like items of assets, liabilities, income and expenses, after fully eliminating intra-group balances and intra-group transactions in accordance with Accounting Standard (AS) 21 – “Consolidated Financial Statements.”

The Financial Statements of Joint Venture entity has been combined by applying proportionate consolidation method on a line by line basis by adding together the book values of like items of assets, liabilities, income and expenses after eliminating proportionate share of unrealized profits or losses in accordance with Accounting Standard (AS) 27 – “Financial Reporting of Interests in Joint Ventures”.

As far as possible, the consolidated financial statements are prepared using uniform accounting policies for like transactions and other events in similar circumstances and are presented in the same manner as the Company's standalone financial statements.

### B. Other Significant Accounting Policies

#### 1. BASIS OF PREPARATION OF FINANCIAL STATEMENTS

(a) **Accounting Convention:-** The financial statements are prepared under the historical cost convention on accrual basis and in accordance with generally accepted accounting principles and accounting standards as applicable under Section 133 of the Companies Act, 2013 read with MCA General Circular No. 15/2013 dated 13 September 2013. The financial statements adhere to the relevant presentational requirements of the Companies Act, 2013.

(b) **Use of Estimates:-** The preparation of financial statements in conformity with generally accepted accounting principles requires management to make estimates and assumption that affect the reported amounts of assets and liabilities and disclosure thereof at the date of the financial statements and the reported amounts of revenue and expenses during the reporting period. Actual results could differ from these estimates. Difference between the actual results and estimates are recognized in the period in which results materialize.

#### 2. INCOME RECOGNITION, ASSET CLASSIFICATION AND PROVISIONING

The Company is following regulatory norms/ guidelines as prescribed by Reserve Bank of India (RBI) from time to time. The salient features in respect of Income Recognition, Asset classification and Provisioning are as under:

##### 2.1. Income Recognition

a. Income on Non-Performing Assets is recognized as and when received and appropriated. Any such income recognized before the asset becomes non-performing and remaining unrealized is reversed.

Unless otherwise agreed, the recoveries from the borrowers are appropriated in the order of (i) costs and expenses of REC (ii) penal interest including interest tax, if any (iii) overdue interest including interest tax, if any and (iv) repayment of principal, the oldest being adjusted first.

In respect of standard loans including those whose terms are renegotiated/rescheduled/ restructured and retained as Standard Loans, income is recognized on accrual basis.

- b. Income of agency fee on Government schemes is recognized on accrual basis on the basis of the services rendered.
- c. Income under the head processing fee, upfront fee, lead fee, fees/ charges received under the mutatis-mutandis clause and pre-payment premium is accounted for in the year in which it is received by the company.
- d. Income from consultancy services is recognized based on proportionate completion method as per AS 9 – Revenue Recognition
- e. Revenue from contracts is recognized as follows:
  - (i) in cost plus contracts – by including eligible contractual items of expenditure plus proportionate margin as per the contract.
  - (ii) in fixed price contracts – on the basis of contractual price breakup of deliverables. In the absence of the same, at the cost of work performed on the contract plus proportionate margin using the percentage of completion method.

## CONSOLIDATED SIGNIFICANT ACCOUNTING POLICIES

- f. Revenue from sale of goods is recognized at the time of delivery of goods to customers.
- g. **Income from investments**
- (1) Income from dividend on shares of corporate bodies and units of mutual funds shall be taken into account on accrual basis when REC's right to receive payment is established.  
Provided that in case of final dividend, right to receive payment shall be considered as established only upon approval of the dividend by the shareholders in Annual General Meeting.
- (2) Income from bonds and debentures of corporate bodies and from Government securities/bonds shall be taken into account on accrual basis.  
Provided that the interest rate on these instruments is pre-determined and interest is serviced regularly and is not in arrears.
- (3) Income on securities of corporate bodies or public sector undertakings, the payment of interest and repayment of principal of which have been guaranteed by Central Government or a State Government shall be taken into account on accrual basis.

### 2.2 Assets Classification

Loans and advances are classified as standard assets and non-performing assets, based on the guidelines issued by the RBI.

- (1) **Standard Assets:** 'Standard asset' means an asset which is not an NPA and in respect of which no default in repayment of principal or payment of interest is perceived and which does not disclose any problem or carry more than normal risk attached to the business.
- (2) **Non-performing Assets (NPA):** A Loan asset shall become NPA:-
- (a) if interest and/ or instalment of principal remains overdue for a period of 3 months or more.
- (b) In case of under implementation Generation Projects other than Hydro projects in Himalayan region or affected by natural disasters, the loan Asset shall also be classified as NPA if it fails to commence commercial operations within 2 years or upto 3/4 years (subject to certain conditions) from the original DCCO as the case may be depending upon the reasons of such delay.
- (c) For the purpose of classification of assets into standard, sub-standard, doubtful and loss categories, facilities shall be classified borrower wise with the following exception:

Government Sector loans, where cash flows from each project are separately identifiable and applied to the same project, REC shall classify such loans on project wise basis.

NPAs are classified into Sub-Standard, Doubtful and Loss Assets, based on the following criteria.

- (i) **Sub-Standard Assets:** 'Sub-standard asset' means an asset which has been classified as non-performing asset for a period not exceeding 12 months' for the financial year ending 31 March 2018 and thereafter.  
An asset which has been renegotiated or rescheduled or restructured shall be a sub-standard asset or continue to remain in the same category in which it was prior to its renegotiation or re-schedulement or restructuring, as a doubtful asset or a loss asset as the case may be. Such asset may be upgraded only when all the outstanding loan/ facilities in the account perform satisfactorily during the period up to one year from the commencement of the first payment of interest or principal whichever is later on the credit facility with longest period of moratorium under the terms of restructuring package. Necessary provision is required to be made as applicable to such asset till it is upgraded.
- (ii) **Doubtful Assets:** Doubtful asset means an asset which remains a substandard asset for a period 'exceeding 12 months' for the financial year ended 31 March 2018 and thereafter.
- (iii) **Loss Assets: Loss asset means –**
- a) An asset which has been identified as loss asset by REC or its internal or external auditor or by RBI, to the extent it is not written off by REC, and
- b) An asset which is adversely affected by a potential threat of non-recoverability due to either erosion in the value of security or non availability of security or due to any fraudulent act or omission on the part of the borrower.

## CONSOLIDATED SIGNIFICANT ACCOUNTING POLICIES

### 2.3 Provisioning against Loans

The provisioning requirement in respect of loans, advances and other credit facilities including bills purchased and discounted shall be as under:

- (i) **Loss assets** – The entire asset shall be written off. If the assets are permitted to remain in the books for any reason, 100% of the outstanding shall be provided for;
- (ii) **Doubtful assets** –
  - (a) 100% provision to the extent to which the advance is not covered by the realizable value of the security to which REC has a valid recourse shall be made. The realizable value is to be estimated on a realistic basis; Loans covered by Central/State Govt. guarantee or loans to any State Govt. shall be treated as secured;
  - (b) In addition to item (a) above, depending upon the period for which the asset has remained doubtful, provision to the extent of 20% to 50% of the secured portion (i.e. estimated realizable value of the outstanding) shall be made on the following basis :-

Period for which the asset has been considered as doubtful	% of provision
Up to one year	20%
1 to 3 years	30%
More than 3 years	50%

- (iii) **Sub-standard assets** - A provision of 10% shall be made.
- (iv) **Standard assets** - Provision in respect of Standard Assets is made as below:

Particulars	Provisioning Requirement
For Restructured Loans if the original DCCO prescribed at the time of financial closure is extended beyond 2 years and upto:	The provisioning requirement would be 5.00% from the date of such restructuring till the revised DCCO or 2 years from the date of restructuring whichever is later.
a. 4 years in case the reason for extension of DCCO is arbitration proceedings or a court case.	
b. 3 years in case the reason for extension of DCCO is beyond the control of promoters (other than court cases).	
For Standard Assets other than specified above	The provisioning requirement would be 0.40% of the amount outstanding as Standard Assets.

### 2.4 Treatment of Provisions held

The provisions in respect of Non-Performing Assets (NPAs) is reversed only after the complete recovery of the outstanding/regularization of the account.

- 2.5 For restructured/ rescheduled assets, provisions are made in accordance the guidelines (subject to specific relaxations) issued by RBI, which requires that the difference between the fair value of the loan assets before and after restructuring is provided for, in addition to provision for the respective loan assets.

### 3. FIXED ASSETS

Fixed Assets are shown at historical cost less accumulated depreciation. The cost includes any cost attributable of bringing the assets to its working condition for its intended use.

### 4. DEPRECIATION

- 4.1. Depreciation on assets is provided on straight-line method in accordance with the useful lives prescribed under Schedule II to the Companies Act, 2013.
- 4.2. Depreciation on assets purchased / sold during the year is charged for the full month if the asset is in use for more than 15 days, instead of charging the same on pro-rata basis from the date of purchase/sale.

## **CONSOLIDATED SIGNIFICANT ACCOUNTING POLICIES**

**4.3.** Depreciation on assets purchased during the year up to ₹5,000/- is provided @ 100%.

**4.4.** Leasehold land is amortized over the lease period.

### **5. INTANGIBLE ASSETS**

An Intangible Asset is recognized where it is probable that the future economic benefits attributable to the assets will flow to the company. The depreciable amount of an intangible asset is allocated on straight line basis over the best estimate of its useful life. Management estimates useful life of intangible assets to be 5 years.

### **6. INVESTMENTS**

Long term investments are carried at cost. However, provision for diminution is made to recognise a decline, other than temporary, in the value of the investments, such reduction being determined and made for each investment individually. Quoted current investments are carried individually at the cost or market value whichever is lower. Unquoted current investments are carried individually at the cost or fair value whichever is lower.

### **7. CURRENT TAX AND DEFERRED TAX**

Income Tax expense comprises current Income Tax (Amount of tax for the period determined in accordance with the income tax law) and deferred tax charge or credit (reflecting the tax effects of timing differences between accounting income and taxable income for the period) is determined in accordance with Accounting Standard- 22. The deferred tax charge or credit and the corresponding deferred tax liabilities or assets are recognized using the tax rates that have been enacted or substantially established by the Balance Sheet date. Deferred Tax Assets are recognized and carry forward to the extent that there is a reasonable certainty that sufficient future taxable income will be available against which such Deferred Tax Assets can be realized.

### **8. IMPAIRMENT OF ASSETS**

At each balance sheet date, the Company reviews the carrying amounts of its fixed assets to determine whether there is any indication that those assets suffered an impairment loss. If any such indication exists, the recoverable amount of the asset is estimated in order to determine the extent of impairment loss. Recoverable amount is the higher of assets net selling prices and value in use.

### **9. PROVISIONS**

A provision is recognized when the company has a present obligation as a result of past event and it is probable that an outflow of resources will be required to settle the obligation and reliable estimate of amount of the obligation can be made. Provisions are determined based on management estimate required to settle the obligation at the Balance Sheet date. These are reviewed at each Balance Sheet date and adjusted to reflect the current management estimates.

### **10. BOND / DEBT ISSUE**

**10.1.** Expenditure on raising of funds by way of bonds is charged to revenue in the year of issue of such bonds.

**10.2.** The Corporation discharges its obligation towards payment of principal and interest relating to bonds by depositing the amount in the designated Bank Accounts. Accordingly, the payments are treated as final payments and these amounts are not exhibited in the books till the validity of the instruments but reconciliation thereof is carried out.

**10.3.** Expenditure incurred on raising of funds is charged to the Statement of Profit & Loss in the year in which it is incurred except the arrangement fee paid on the raising of External Commercial Borrowings, discount/ interest on the Commercial Papers/ Reg-S-Bonds (External Commercial Borrowings), which is amortized proportionately over the period of its tenure.

### **11. CASH FLOW STATEMENT**

**11.1.** Cash flows are reported using the indirect method, whereby profit before tax is adjusted for the effects of transactions of a non-cash nature and any deferrals or accruals of past or future cash receipts or payments. The cash flows from regular operating, financing and investing activities of the Company are segregated.

**11.2.** Cash comprises cash on hand, demand deposits with banks, imprest with postal authorities and cheques / drafts / pay orders in hand. The Company considers cash equivalents as all short term balances (with an original maturity of three months or less from the date of acquisition), highly liquid investments that are readily convertible into known amounts of cash and which are subject to an insignificant risk of changes in value.



## **CONSOLIDATED SIGNIFICANT ACCOUNTING POLICIES**

### **12. PRIOR PERIOD/ PREPAID ADJUSTMENTS**

- 12.1. Considering the nature of business, interest income/expenditure for the earlier years ascertained and determined during the year is accounted for in the year in which it is so ascertained/determined.
- 12.2. Other items not exceeding ₹5,00,000/- in each case are accounted for under natural heads of account.

### **13. EMPLOYEES BENEFITS**

- 13.1 The liability for employees benefit in respect of Gratuity ascertained on actuarial valuation is provided and funded to a separate trust.
- 13.2 Post employment and other long term employee benefits are recognized as an expense in the Statement of Profit & Loss for the year in which the employee has rendered services. The expense is recognized at the present value of the amounts payable determined using actuarial valuation techniques. Actuarial gains and losses in respect of post employment and other long term benefits are charged to the Statement of Profit & Loss.

### **14. TRANSACTION IN FOREIGN CURRENCY**

Foreign Currency transactions are initially recorded at the exchange rate prevailing on the date of transaction.

In respect of accounting periods commencing on or after the 1st April, 2011, the exchange differences arising on reporting of long-term foreign currency monetary items (having a term of twelve months or more at the date of origination) at RBI reference rates prevailing at the end of each reporting period or where the RBI reference rate is not available for any currency, the closing rate for the same date quoted on Bloomberg, different from those at which they were initially recorded during the period, or reported in previous financial statements, are accumulated in a "Foreign Currency Monetary Item Translation Difference Account" and amortized over the balance period of such long term monetary item, by recognition as income or expense in each of such periods.

Short-term foreign currency monetary items (having a term of less than twelve months at the date of origination) are translated at RBI reference rates prevailing at the end of each reporting period or where the RBI reference rate is not available for any currency, the closing rate for the same date quoted on Bloomberg. The resultant exchange fluctuation is recognized as income or expense in each of such periods.

### **15. GRANTS/FUNDS FROM GOVERNMENT**

Un-disbursed funds of grant received for further disbursements are classified as current liabilities. Interest wherever earned on such funds is credited to respective grant account.

### **16. DERIVATIVE TRANSACTIONS**

- 16.1 Derivative transactions include forwards, interest rate swaps, cross currency swaps and currency and cross currency options to hedge assets and liabilities.
- 16.2 These derivative transactions are done for hedging purpose and not for trading or speculative purpose.

Derivative contracts in the nature of foreign exchange forward contracts are accounted for as per Accounting Standard 11 "The Effects of Changes in Foreign Exchange Rates". These foreign exchange contract are carried net of receivables and payables in asset or liability.

Other derivative contracts such as interest rate swaps etc. are accounted for as per Guidance Note on Accounting for Derivative Contracts issued by the Institute of Chartered Accountants of India. These are carried at fair value and changes in the fair value being recognized in the statement of Profit & Loss.

- 16.3 Any one-time hedging premium paid on derivative transactions shall be amortized over the tenor of such derivative contract.

### **17. INVENTORIES**

- 17.1 Stock-in-trade is valued at lower of cost and net realizable value.
- 17.2 Work-in-progress comprising material procured and other directly attributable overheads is valued at lower of cost and net realizable value.
- 17.3 Cost is determined on First In First Out (FIFO) basis.



## CONSOLIDATED NOTES TO ACCOUNTS

1. The consolidated financial statements represent consolidation of accounts of the company (Rural Electrification Corporation Limited), its subsidiary companies and joint venture entity as detailed below:

Name of the Subsidiary Company/ Joint Venture	Country of Incorporation	Proportion of ownership Interest	Status of Accounts
<b>Name of the Subsidiaries</b>			
- REC Transmission Projects Company Limited (RECTPCL)	India	100%	Audited
- REC Power Distribution Company Limited (RECPDCL)	India	100%	Audited
<b>Name of the Joint Ventures</b>			
- Energy Efficiency Services Limited (EESL) *	India	31.71%	Un-audited

\* The financial statements are un-audited and certified by the management and have been considered for Consolidated Financial Statements of the Group. The figures appearing in the financial statements may change upon completion of the audit.

RECTPCL forms wholly owned subsidiaries to act as SPVs for transmission projects with an intention that these SPVs will be handed over to the successful bidder on completion of the bidding process. As per Para 11 of AS-21, a subsidiary should be excluded from consolidation when control is intended to be temporary because the subsidiary is acquired and held exclusively with a view to its subsequent disposal in the near future. Therefore, the financial statements of the subsidiaries of RECTPCL namely Dinchang Transmission Limited, Ghatampur Transmission Limited, Koderma Transmission Limited, Chandil Transmission Limited, Dumka Transmission Limited and Mandar Transmission Limited have not been consolidated with the financial statements of the Company.

## 2. Share Capital

(₹ in Crores)

Particulars	As at 31.03.2018		As at 31.03.2017	
	No. of Shares	Amount	No. of Shares	Amount
<b>Authorised :</b>				
Equity shares of ₹10 each	5,000,000,000	5,000.00	5,000,000,000	5,000.00
<b>Issued, Subscribed and Paid up :</b>				
Fully paid up Equity shares of ₹10 each	1,974,918,000	1,974.92	1,974,918,000	1,974.92
<b>Total</b>	<b>1,974,918,000</b>	<b>1,974.92</b>	<b>1,974,918,000</b>	<b>1,974.92</b>

### 2.1 Reconciliation of the number of shares outstanding at the beginning and at the end of the year

(₹ in Crores)

Particulars	As at 31.03.2018		As at 31.03.2017	
	No. of Shares	Amount	No. of Shares	Amount
Number of shares at the beginning of the year	1,974,918,000	1,974.92	987,459,000	987.46
Add: Bonus shares issued & allotted during the year	-	-	987,459,000	987.46
<b>Number of shares at the end of the year</b>	<b>1,974,918,000</b>	<b>1,974.92</b>	<b>1,974,918,000</b>	<b>1,974.92</b>

### 2.2 Allotment of Bonus Shares during the year and during preceding five years

During the FY 2017-18, no bonus shares were issued by the Company. However, the Company had allotted 98,74,59,000 Equity Shares as fully paid up by way of bonus shares during FY 2016-17.

- 2.3 The holders of the equity shares of the Company are entitled to receive dividends as and when declared by the Company and enjoy proportionate voting rights in case any resolution is put to vote. Further, the shareholders have all such rights, as may be available to a shareholder of a listed public company, under the Companies Act, 2013 and rules made thereunder, Companies Act, 1956 (to the extent applicable), SEBI (Listing Obligations and Disclosure Requirements) Regulations, 2015 and Memorandum of Association and Articles of Association of the Company.

### 2.4 Shareholders holding more than 5% of fully paid-up equity shares :

Name of the Shareholder	As at 31.03.2018		As at 31.03.2017	
	No. of Shares	Percentage	No. of Shares	Percentage
The President of India	1,151,678,783	58.32%	1,162,504,472	58.86%
Life Insurance Corporation of India	55,151,984	2.79%	126,322,504	6.40%

The President of India acting through Ministry of Power, Government of India has divested/sold 1,08,25,689 equity shares i.e. 0.54% of total paid up capital of the Company through BHARAT 22 ETF Scheme on 23rd November, 2017.

## CONSOLIDATED NOTES TO ACCOUNTS

### 3. Reserves and Surplus

(₹ in Crores)

Particulars	As at	As at
	31.03.2018	31.03.2017
	Amount	Amount
<b>Capital Reserve</b>	105.00	105.00
<b>Securities Premium Account</b>		
Balance as at the beginning of the year	2,236.54	3,224.00
Less: Deductions/ Adjustments during the year (Refer Note 3.1)	-	987.46
<b>Balance as at the end of the year</b>	2,236.54	2,236.54
<b>Debenture Redemption Reserve (Refer Note 3.2)</b>		
Balance as at the beginning of the year	929.56	728.36
Add: Amount transferred from Surplus Account	212.64	201.20
<b>Balance as at the end of the year</b>	1,142.20	929.56
<b>Special Reserve created u/s 36(1) (viii) of the Income Tax Act, 1961</b>		
Balance as at the beginning of the year	12,230.70	10,349.64
Add: Amount transferred from Surplus Account	1,582.49	1,881.06
<b>Balance as at the end of the year</b>	13,813.19	12,230.70
<b>Reserve for Bad and doubtful debts u/s 36(1)(viiia) of the Income Tax Act, 1961</b>		
Balance as at the beginning of the year	2,425.30	2,011.97
Add: Amount transferred from Surplus Account	335.80	413.33
<b>Balance as at the end of the year</b>	2,761.10	2,425.30
<b>Foreign Currency Monetary Item Translation Difference Account (Refer Note 3.3)</b>		
Balance as at the beginning of the year	36.31	-172.41
Add: Foreign Currency Translation Gain/ Loss (-) on long term monetary items during the year	-145.16	153.63
Amortisation during the year	45.75	55.09
<b>Balance as at the end of the year</b>	-63.10	36.31
<b>General Reserve</b>		
Balance as at the beginning of the year	4,730.54	4,727.04
Add: Amount transferred from Surplus Account	500.00	3.50
<b>Balance as at the end of the year</b>	5,230.54	4,730.54
<b>Surplus Account</b>		
Balance as at the beginning of the year	9,001.69	6,932.34
Less: Adjustment of MTM in respect of Interest Rate Swaps as at 31 March 2016 (Refer Note 3.1)	-	86.75
Add: Profit during the year	4,689.46	6,313.37
Add: Adjustments during the year (Refer Note 3.5)	2.26	1.72
<b>Less : Appropriations</b>		
- Transfer to Special Reserve u/s 36(1)(viii) of the Income Tax Act, 1961	1,582.49	1,881.06
- Transfer to Reserve for Bad & Doubtful Debts u/s 36(1)(viiia) of the Income Tax Act, 1961	335.80	413.33
- Dividend		
- Final Dividend for the previous year (Refer Note 3.4)	523.35	-
- Interim Dividend for the current year	1,461.44	1,382.44

## CONSOLIDATED NOTES TO ACCOUNTS

(₹ in Crores)

Particulars	As at	As at
	31.03.2018	31.03.2017
	Amount	Amount
- Dividend Distribution Tax		
- Final Dividend for the previous year	109.01	-
- Interim Dividend for the current year	296.77	277.46
- Transfer to Debenture Redemption Reserve	212.64	201.20
- Transfer to General Reserve	500.00	3.50
<b>Balance as at the end of the year</b>	<b>8,671.91</b>	<b>9,001.69</b>
<b>Total Reserves and Surplus</b>	<b>33,897.38</b>	<b>31,695.64</b>

### 3.1 Draw down from Reserves

No amount has been drawn from the reserves during the year ended 31st March 2018.

However, during the financial year 2016-17, an amount of ₹86.75 crores after netting of taxes of ₹45.92 crores had been adjusted in the retained earnings in accordance with the transitional provisions mentioned in the Guidance Note on Accounting for Derivative Contracts. Further, bonus shares had also been issued to the shareholders by capitalising Securities Premium Account by a sum of ₹987.46 Crores during the previous year.

### 3.2 Debenture Redemption Reserve (DRR)

In accordance with provisions of Section 71(4) of the Companies Act, 2013 as further clarified by the Companies (Share Capital and Debentures) Rules, 2014 issued by Ministry of Corporate Affairs, Govt. of India, the company creates Debenture Redemption Reserve (DRR) upto 25% of the value of debentures issued through public issue as per present SEBI (Issue and Listing of Debt Securities) Regulations, 2008 during the maturity period of such debentures, and no DRR is required in the case of privately placed debentures.

Accordingly, during the year, the Company has created DRR amounting to ₹196.59 Crores (Previous year ₹196.59 Crores).

Further, in case of EESL, a Joint Venture of the Company, DRR is being created upto 25% of the value of debentures during the maturity period of such debentures. Accordingly, during the year, EESL has created DRR amounting to ₹50.62 Crores (Previous year ₹14.53 Crores), REC's share being ₹16.04 Crores (Previous year ₹4.61 Crores).

### 3.3 Foreign Currency Monetary Item Translation Difference Account

The company has opted towards an irrevocable option for amortising the foreign exchange fluctuation loss/gain on the long term foreign currency monetary items over the balance period of such items in accordance with Para 46A of Accounting Standard 11 'The Effects of Changes in Foreign Exchange Rates'. The balance in 'Foreign Currency Monetary Item Translation Difference Account' remaining to be amortised is ₹63.10 Crores as at 31st March 2018 (₹36.31 Crores (gain) as at 31st March 2017).

### 3.4 Proposed Dividend

The dividend proposed for the year is as follows :

Particulars	Year ended	Year ended
	31.03.2018	31.03.2017
On Equity Shares of ₹10 each		
- Amount of Dividend proposed (₹ in Crores)	345.61	523.35
- Rate of Dividend	17.50%	26.50%
- Dividend per equity share (₹)	1.75	2.65

As per the requirements of Revised AS-4 as amended vide the Companies (Accounting Standards) Amendment Rules, 2016, the Company was not required to provide for dividend proposed by the Board of Directors for the financial year 2016-17 in the books of accounts for the same year, as the declaration of dividend was done after the year end. The appropriation towards final dividend for the last year was accordingly made during the current year.

3.5 During the previous year, an amount of ₹49.59 crore was reported by Energy Efficiency Services Ltd. (EESL), a Joint Venture of the Company, as profit after tax in their un-audited accounts, considered for consolidation of REC Group. Subsequently, the audited accounts of the Company reported a profit of ₹56.70 crore. The consequential increase, in proportion to the Company's share holding in the joint venture, amounting to ₹2.26 crore has been included in the adjustments to the Surplus account during the current year.

## CONSOLIDATED NOTES TO ACCOUNTS

### 4. Details of Borrowings

#### 4.1 Long-term Debt

Non-current portion of the long term debt has been classified as 'Long-term borrowings' and the current portion of the long term debt has been classified as "Current Maturities of Long-term debt" in Note-6 'Other Long-term and Short-term Liabilities'.

(₹ in Crores)

Particulars	As at 31.03.2018			As at 31.03.2017		
	Non-Current	Current	Total	Non-Current	Current	Total
<b>(A) Secured Long-Term Debt</b>						
<b>(a) Bonds</b>						
(i) Institutional Bonds	11,177.95	11,119.20	22,297.15	22,297.15	5,453.30	27,750.45
(ii) 54EC Capital Gain Tax Exemption Bonds	15,759.19	6,476.70	22,235.89	14,139.62	5,337.78	19,477.40
(iii) Tax Free Bonds	12,577.97	-	12,577.97	12,577.97	-	12,577.97
<b>(b) Term Loans</b>						
(i) from Financial Institutions	200.00	200.00	400.00	400.00	381.71	781.71
<b>(c) Other Loans &amp; Advances</b>						
(i) Bond Application Money	1,469.23	-	1,469.23	-	-	-
<b>Total Secured Long-Term Debt (a+b+c)</b>	<b>41,184.34</b>	<b>17,795.90</b>	<b>58,980.24</b>	<b>49,414.74</b>	<b>11,172.79</b>	<b>60,587.53</b>
<b>(B) Unsecured Long-Term Debt</b>						
<b>(a) Bonds</b>						
(i) Institutional Bonds	99,140.45	6,675.00	105,815.45	79,424.70	5,359.70	84,784.40
(ii) Infrastructure Bonds	16.46	94.01	110.47	34.89	76.75	111.64
(iii) Zero Coupon Bonds	1,162.59	-	1,162.59	1,073.09	-	1,073.09
<b>(b) Other Loans &amp; Advances</b>						
(i) Foreign Currency Borrowings	19,930.94	7,765.55	27,696.49	19,733.47	1,450.53	21,184.00
<b>Total Unsecured Long-Term Debt (a+b)</b>	<b>120,250.44</b>	<b>14,534.56</b>	<b>134,785.00</b>	<b>100,266.15</b>	<b>6,886.98</b>	<b>107,153.13</b>
<b>Total Long-Term Debt (A+B)</b>	<b>161,434.78</b>	<b>32,330.46</b>	<b>193,765.24</b>	<b>149,680.89</b>	<b>18,059.77</b>	<b>167,740.66</b>

#### 4.2 Short term Debt

(₹ in Crores)

Particulars	As at 31.03.2018	As at 31.03.2017
<b>(A) Loans Repayable on Demand, from Banks</b>		
Secured*	172.82	110.98
Unsecured	28.54	-
(B) Commercial Paper, unsecured	3,250.00	-
(C) FCNR (B) Loans, unsecured	2,276.54	-
<b>Total Short-Term Debt (A+B)</b>	<b>5,727.90</b>	<b>110.98</b>

\*Other loans and advances from banks belonging to EESL, a Joint Venture of the Company are secured by pari-passu charge on book debts of EESL.

## CONSOLIDATED NOTES TO ACCOUNTS

### 4.3 Details of secured long-term debt - Refer Note 4.5 for details of the security

#### (a) Bonds

##### (i) Institutional Bonds

(₹ in Crores)

Particulars	As at 31.03.2018			As at 31.03.2017		
	Non-Current	Current	Total	Non-Current	Current	Total
<b>123-IIIB Series</b> - 9.34% Redeemable at par on 23.08.2024	1,955.00	-	1,955.00	1,955.00	-	1,955.00
<b>EESL STRPP C</b> - 8.07% Redeemable at par on 20.09.2023	79.27	-	79.27	79.27	-	79.27
<b>EESL STRPP B</b> - 8.07% Redeemable at par on 20.09.2021	39.64	-	39.64	39.64	-	39.64
<b>123-I Series</b> - 9.40% Redeemable at par on 17.07.2021	1,515.00	-	1,515.00	1,515.00	-	1,515.00
<b>EESL STRPP A</b> - 8.07% Redeemable at par on 20.03.2020	39.64	-	39.64	39.64	-	39.64
<b>92-II Series</b> - 8.65% Redeemable at par on 22.01.2020	945.30	-	945.30	945.30	-	945.30
<b>91-II Series</b> - 8.80% Redeemable at par on 18.11.2019	995.90	-	995.90	995.90	-	995.90
<b>90-C-II Series</b> - 8.80% Redeemable at par on 07.10.2019	1,040.00	-	1,040.00	1,040.00	-	1,040.00
<b>90-B-II Series</b> - 8.72% Redeemable at par on 04.09.2019	868.20	-	868.20	868.20	-	868.20
<b>90th Series</b> - 8.80% Redeemable at par on 03.08.2019	2,000.00	-	2,000.00	2,000.00	-	2,000.00
<b>122nd Series</b> - 9.02% Redeemable at par on 18.06.2019	1,700.00	-	1,700.00	1,700.00	-	1,700.00
<b>119th Series</b> - 9.63% Redeemable at par on 05.02.2019	-	2,090.00	2,090.00	2,090.00	-	2,090.00
<b>88th Series</b> - 8.65% Redeemable at par on 15.01.2019	-	1,495.00	1,495.00	1,495.00	-	1,495.00
<b>118th Series</b> - 9.61% Redeemable at par on 03.01.2019	-	1,655.00	1,655.00	1,655.00	-	1,655.00
<b>117th Series</b> - 9.38% Redeemable at par on 06.11.2018	-	2,878.00	2,878.00	2,878.00	-	2,878.00
<b>87-A-III Series</b> - 11.15% Redeemable at par on 24.10.2018	-	61.80	61.80	61.80	-	61.80
<b>116-II Series</b> - 9.24% Redeemable at par on 17.10.2018	-	850.00	850.00	850.00	-	850.00
<b>87-II Series</b> - 10.85% Redeemable at par on 01.10.2018	-	657.40	657.40	657.40	-	657.40
<b>86-B-III Series</b> - 10.85% Redeemable at par on 14.08.2018	-	432.00	432.00	432.00	-	432.00
<b>86-A Series</b> - 10.70% Redeemable at par on 30.07.2018	-	500.00	500.00	500.00	-	500.00
<b>85th Series</b> - 9.68% Redeemable at par on 13.06.2018	-	500.00	500.00	500.00	-	500.00

## CONSOLIDATED NOTES TO ACCOUNTS

(₹ in Crores)

Particulars	As at 31.03.2018			As at 31.03.2017		
	Non-Current	Current	Total	Non-Current	Current	Total
<b>83rd Series</b> - 9.07% Redeemed at par on 28.02.2018	-	-	-	-	685.20	685.20
<b>82nd Series</b> - 9.85% Redeemed at par on 28.09.2017	-	-	-	-	883.10	883.10
<b>124-I Series</b> - 9.06% Redeemed at par on 22.09.2017	-	-	-	-	2,610.00	2,610.00
<b>123-III A Series</b> - 9.25% Redeemed at par on 25.08.2017	-	-	-	-	1,275.00	1,275.00
<b>Total - Institutional Bonds</b>	<b>11,177.95</b>	<b>11,119.20</b>	<b>22,297.15</b>	<b>22,297.15</b>	<b>5,453.30</b>	<b>27,750.45</b>

### (ii) 54EC Capital Gain Tax Exemption Bonds

(₹ in Crores)

Particulars	As at 31.03.2018			As at 31.03.2017		
	Non-Current	Current	Total	Non-Current	Current	Total
<b>Series XI (2017-18)</b> - 5.25% Redeemable at par during financial year 2020-21	<b>8,096.27</b>	-	<b>8,096.27</b>	-	-	-
<b>Series X (2016-17)</b> - 5.25%- 6.00% Redeemable at par during financial year 2019-20	<b>7,662.92</b>	-	<b>7,662.92</b>	7,662.92	-	7,662.92
<b>Series X (2015-16)</b> - 6.00% Redeemable at par during financial year 2018-19	-	<b>6,476.70</b>	<b>6,476.70</b>	6,476.70	-	6,476.70
<b>Series IX (2014-15)</b> - 6.00% Redeemed at par during financial year 2017-18	-	-	-	-	5,337.78	5,337.78
<b>Total - 54EC Capital Gain Tax Exemption Bonds</b>	<b>15,759.19</b>	<b>6,476.70</b>	<b>22,235.89</b>	<b>14,139.62</b>	<b>5,337.78</b>	<b>19,477.40</b>

### (iii) Tax Free Bonds

(₹ in Crores)

Particulars	As at 31.03.2018			As at 31.03.2017		
	Non-Current	Current	Total	Non-Current	Current	Total
<b>Series 2015-16 Tranche 1</b>	<b>696.56</b>	-	<b>696.56</b>	696.56	-	696.56
Redeemable at par. Bonds amounting to ₹105.93 Crores are redeemable on 05.11.2025, ₹172.90 Crores are redeemable on 05.11.2030 and ₹421.17 Crores are redeemable on 05.11.2035 with interest rates varying from 6.89% to 7.43% payable annually						
<b>Series 2015-16 Series 5A</b>	<b>300.00</b>	-	<b>300.00</b>	300.00	-	300.00
7.17% Redeemable at par on 23.07.2025						
<b>Series 2013-14 Tranche 2</b>	<b>1,057.40</b>	-	<b>1,057.40</b>	1,057.40	-	1,057.40
Redeemable at par. Bonds amounting to ₹419.32 Crores are redeemable on 22.03.2024, ₹530.42 Crores are redeemable on 23.03.2029 and ₹109.66 Crores are redeemable on 24.03.2034 with interest rates varying from 8.19% to 8.88% payable annually						

## CONSOLIDATED NOTES TO ACCOUNTS

(₹ in Crores)

Particulars	As at 31.03.2018			As at 31.03.2017		
	Non-Current	Current	Total	Non-Current	Current	Total
<b>Series 2013-14 Series 4A &amp; 4B</b>	<b>150.00</b>	-	<b>150.00</b>	150.00	-	150.00
Redeemable at par. Bonds amounting to ₹105.00 Crores are redeemable on 11.10.2023 and ₹45.00 Crores are redeemable on 11.10.2028 with interest rates varying from 8.18% to 8.54% payable annually						
<b>Series 2013-14 Tranche 1</b>	<b>3,410.60</b>	-	<b>3,410.60</b>	3,410.60	-	3,410.60
Redeemable at par. Bonds amounting to ₹575.06 Crores are redeemable on 25.09.2023, ₹2,810.26 Crores are redeemable on 25.09.2028 and ₹55.28 Crores are redeemable on 26.09.2033 with interest rates varying from 8.01% to 8.71% payable annually						
<b>Series 2013-14 Series 3A &amp; 3B</b>	<b>1,350.00</b>	-	<b>1,350.00</b>	1,350.00	-	1,350.00
Redeemable at par. Bonds amounting to ₹209.00 Crores are redeemable on 29.08.2023 and ₹1,141.00 Crores are redeemable on 29.08.2028 with interest rates varying from 8.01% to 8.46% payable annually						
<b>Series 2012-13 Tranche 2</b>	<b>131.06</b>	-	<b>131.06</b>	131.06	-	131.06
Redeemable at par. Bonds amounting to ₹81.35 Crores are redeemable on 27.03.2023 and bonds amounting to ₹49.71 Crores are redeemable on 27.03.2028 with interest rates varying from 6.88% to 7.54% payable annually						
<b>Series 2012-13 Tranche 1</b>	<b>1,982.35</b>	-	<b>1,982.35</b>	1,982.35	-	1,982.35
Redeemable at par. Bonds amounting to ₹1,165.31 Crores are redeemable on 19.12.2022 and bonds amounting to ₹852.04 Crores are redeemable on 20.12.2027 with interest rates varying from 7.22% to 7.88% payable annually						
<b>Series 2012-13 Series 2A &amp; 2B</b>	<b>500.00</b>	-	<b>500.00</b>	500.00	-	500.00
Redeemable at par. Bonds amounting to ₹255.00 Crores are redeemable on 21.11.2022 and bonds amounting to ₹245.00 Crores are redeemable on 22.11.2027 with interest rates of 7.21% and 7.38% respectively payable annually						
<b>Series 2011-12</b>	<b>3,000.00</b>	-	<b>3,000.00</b>	3,000.00	-	3,000.00
Redeemable at par. Bonds amounting to ₹839.67 Crores are redeemable on 28.03.2022 and bonds amounting to ₹2,160.33 Crores are redeemable on 29.03.2027 with interest rates varying from 7.93% to 8.32% payable annually						
<b>Total - Tax Free Bonds</b>	<b>12,577.97</b>	-	<b>12,577.97</b>	<b>12,577.97</b>	-	<b>12,577.97</b>



## CONSOLIDATED NOTES TO ACCOUNTS

### (b) Term Loans

(₹ in Crores)

Particulars	As at 31.03.2018			As at 31.03.2017		
	Non-Current	Current	Total	Non-Current	Current	Total
<b>Term Loan from Financial Institutions</b>						
- Life Insurance Corporation of India (LIC)	200.00	200.00	400.00	400.00	350.00	750.00
7.35% Loan repayable in equal annual installments of ₹200 crores, next instalment due on 01.10.2018						
- PTC India Financial Services Limited	-	-	-	-	31.71	31.71
10.5% Loan repayable in equal quarterly installments in the range of ₹24.04 crores to ₹25.98 crores, starting from 30.03.2017						
<b>Total - Term Loans</b>	<b>200.00</b>	<b>200.00</b>	<b>400.00</b>	<b>400.00</b>	<b>381.71</b>	<b>781.71</b>

#### 4.4 Details of Unsecured long-term debt :

##### (a) Bonds

(₹ in Crores)

Particulars	As at 31.03.2018			As at 31.03.2017		
	Non-Current	Current	Total	Non-Current	Current	Total
<b>(i) Institutional Bonds</b>						
<b>156th Series</b> - 7.70% Redeemable at par on 10.12.2027	3,533.00	-	3,533.00	-	-	-
<b>147th Series</b> - 7.95% Redeemable at par on 12.03.2027	2,745.00	-	2,745.00	2,745.00	-	2,745.00
<b>142nd Series</b> - 7.54% Redeemable at par on 30.12.2026	3,000.00	-	3,000.00	3,000.00	-	3,000.00
<b>140th Series</b> - 7.52% Redeemable at par on 07.11.2026	2,100.00	-	2,100.00	2,100.00	-	2,100.00
<b>136th Series</b> - 8.11% Redeemable at par on 07.10.2025	2,585.00	-	2,585.00	2,585.00	-	2,585.00
<b>95-II Series</b> - 8.75% Redeemable at par on 14.07.2025	1,800.00	-	1,800.00	1,800.00	-	1,800.00
<b>94th Series</b> - 8.75% Redeemable at par on 09.06.2025	1,250.00	-	1,250.00	1,250.00	-	1,250.00
<b>133rd Series</b> - 8.30% Redeemable at par on 10.04.2025	2,396.00	-	2,396.00	2,396.00	-	2,396.00
<b>131st Series</b> - 8.35% Redeemable at par on 21.02.2025	2,285.00	-	2,285.00	2,285.00	-	2,285.00
<b>130th Series</b> - 8.27% Redeemable at par on 06.02.2025	2,325.00	-	2,325.00	2,325.00	-	2,325.00
<b>129th Series</b> - 8.23% Redeemable at par on 23.01.2025	1,925.00	-	1,925.00	1,925.00	-	1,925.00
<b>128th Series</b> - 8.57% Redeemable at par on 21.12.2024	2,250.00	-	2,250.00	2,250.00	-	2,250.00



## CONSOLIDATED NOTES TO ACCOUNTS

(₹ in Crores)

Particulars	As at 31.03.2018			As at 31.03.2017		
	Non-Current	Current	Total	Non-Current	Current	Total
<b>115th Series - Subordinate Tier-II Bonds</b> - 8.06% Redeemable at par on 31.05.2023	2,500.00	-	2,500.00	2,500.00	-	2,500.00
<b>114th Series</b> - 8.82% Redeemable at par on 12.04.2023	4,300.00	-	4,300.00	4,300.00	-	4,300.00
<b>159th Series</b> - 7.99% Redeemable at par on 23.02.2023	950.00	-	950.00	-	-	-
<b>155th Series</b> - 7.45% Redeemable at par on 30.11.2022	1,912.00	-	1,912.00	-	-	-
<b>111-II Series</b> - 9.02% Redeemable at par on 19.11.2022	2,211.20	-	2,211.20	2,211.20	-	2,211.20
<b>152nd Series</b> - 7.09% Redeemable at par on 17.10.2022	1,225.00	-	1,225.00	-	-	-
<b>150th Series</b> - 7.03% Redeemable at par on 07.09.2022	2,670.00	-	2,670.00	-	-	-
<b>EESL 2nd Series</b> - 7.80% Redeemable at par on 18.07.2022	142.69	-	142.69	-	-	-
<b>107th Series</b> - 9.35% Redeemable at par on 15.06.2022	2,378.20	-	2,378.20	2,378.20	-	2,378.20
<b>132nd Series</b> - 8.27% Redeemable at par on 09.03.2022	700.00	-	700.00	700.00	-	700.00
<b>145th Series</b> - 7.46% Redeemable at par on 28.02.2022	625.00	-	625.00	625.00	-	625.00
<b>141st Series</b> - 7.14% Redeemable at par on 09.12.2021	1,020.00	-	1,020.00	1,020.00	-	1,020.00
<b>127th Series</b> - 8.44% Redeemable at par on 04.12.2021	1,550.00	-	1,550.00	1,550.00	-	1,550.00
<b>105th Series</b> - 9.75% Redeemable at par on 11.11.2021	3,922.20	-	3,922.20	3,922.20	-	3,922.20
<b>139th Series</b> - 7.24% Redeemable at par on 21.10.2021	2,500.00	-	2,500.00	2,500.00	-	2,500.00
<b>101-III Series</b> - 9.48% Redeemable at par on 10.08.2021	3,171.80	-	3,171.80	3,171.80	-	3,171.80
<b>100th Series</b> - 9.63% Redeemable at par on 15.07.2021	1,500.00	-	1,500.00	1,500.00	-	1,500.00
<b>161B Series</b> - 7.73% Redeemable at par on 15.06.2021	800.00	-	800.00	-	-	-
<b>EESL 4th Series</b> - 8.29% Redeemable at par on 28.05.2021	39.64	-	39.64	-	-	-
<b>154th Series</b> - 7.18% Redeemable at par on 21.05.2021	600.00	-	600.00	-	-	-
<b>157th Series</b> - 7.60% Redeemable at par on 17.04.2021	1,055.00	-	1,055.00	-	-	-
<b>98th Series</b> - 9.18% Redeemable at par on 15.03.2021	3,000.00	-	3,000.00	3,000.00	-	3,000.00

## CONSOLIDATED NOTES TO ACCOUNTS

(₹ in Crores)

Particulars	As at 31.03.2018			As at 31.03.2017		
	Non-Current	Current	Total	Non-Current	Current	Total
<b>158th Series</b> - 7.70% Redeemable at par on 15.03.2021	2,465.00	-	2,465.00	-	-	-
<b>EESL 3rd Series</b> - 8.15% Redeemable at par on 10.02.2021	63.42	-	63.42	-	-	-
<b>153rd Series</b> - 6.99% Redeemable at par on 31.12.2020	2,850.00	-	2,850.00	-	-	-
<b>97th Series</b> - 8.80% Redeemable at par on 30.11.2020	2,120.50	-	2,120.50	2,120.50	-	2,120.50
<b>96th Series</b> - 8.80% Redeemable at par on 26.10.2020	1,150.00	-	1,150.00	1,150.00	-	1,150.00
<b>149th Series</b> - 6.87% Redeemable at par on 24.09.2020	2,485.00	-	2,485.00	-	-	-
<b>135th Series</b> - 8.36% Redeemable at par on 22.09.2020	2,750.00	-	2,750.00	2,750.00	-	2,750.00
<b>144th Series</b> - 7.13% Redeemable at par on 21.09.2020	835.00	-	835.00	835.00	-	835.00
<b>134th Series</b> - 8.37% Redeemable at par on 14.08.2020	2,675.00	-	2,675.00	2,675.00	-	2,675.00
<b>143rd Series</b> - 6.83% Redeemable at par on 29.06.2020	1,275.00	-	1,275.00	1,275.00	-	1,275.00
<b>148th Series</b> - 7.42% Redeemable at par on 17.06.2020	1,200.00	-	1,200.00	1,200.00	-	1,200.00
<b>161A Series</b> - 7.59% Redeemable at par on 13.03.2020	3,000.00	-	3,000.00	-	-	-
<b>113th Series</b> - 8.87% Redeemable at par on 09.03.2020	1,542.00	-	1,542.00	1,542.00	-	1,542.00
<b>111-I Series</b> - 9.02% Redeemable at par on 19.11.2019	452.80	-	452.80	452.80	-	452.80
<b>126th Series</b> - 8.56% Redeemable at par on 13.11.2019	1,700.00	-	1,700.00	1,700.00	-	1,700.00
<b>125th Series</b> - 9.04% Redeemable at par on 11.10.2019	3,000.00	-	3,000.00	3,000.00	-	3,000.00
<b>160th Series</b> - 7.77% Redeemable at par on 16.09.2019	1,450.00	-	1,450.00	-	-	-
<b>108-II Series</b> - 9.39% Redeemable at par on 20.07.2019	960.00	-	960.00	960.00	-	960.00
<b>95-I Series</b> - 8.70% Redeemable at par on 12.07.2019	200.00	-	200.00	200.00	-	200.00
<b>151st Series</b> - 6.75% Redeemable at par on 26.03.2019	-	1,150.00	1,150.00	-	-	-
<b>137th Series</b> - 8.05% Redeemable at par on 07.12.2018	-	2,225.00	2,225.00	2,225.00	-	2,225.00
<b>146th Series</b> - 9.25% Redeemable at par on 03.09.2018	-	3,300.00	3,300.00	3,300.00	-	3,300.00

## CONSOLIDATED NOTES TO ACCOUNTS

(₹ in Crores)

Particulars	As at 31.03.2018			As at 31.03.2017		
	Non-Current	Current	Total	Non-Current	Current	Total
<b>112th Series</b> - 8.70% Redeemed at par on 01.02.2018	-	-	-	-	1,500.00	1,500.00
<b>109th Series</b> - 9.25% Redeemed at par on 28.08.2017	-	-	-	-	1,734.70	1,734.70
<b>108-I Series</b> - 9.40% Redeemed at par on 20.07.2017	-	-	-	-	2,125.00	2,125.00
<b>Total - Institutional Bonds</b>	<b>99,140.45</b>	<b>6,675.00</b>	<b>105,815.45</b>	<b>79,424.70</b>	<b>5,359.70</b>	<b>84,784.40</b>
<b>(ii) Infrastructure Bonds</b>						
<b>Series-II (2011-12)</b> - Redeemable at par. Refer Note 4.6	<b>11.06</b>	<b>18.44</b>	<b>29.50</b>	29.50	-	29.50
<b>Series-I (2010-11)</b> - Redeemable at par. Refer Note 4.6	<b>5.40</b>	<b>75.57</b>	<b>80.97</b>	5.39	76.75	82.14
<b>Total - Infrastructure Bonds</b>	<b>16.46</b>	<b>94.01</b>	<b>110.47</b>	<b>34.89</b>	<b>76.75</b>	<b>111.64</b>
<b>(iii) Zero Coupon Bonds</b>						
<b>ZCB - Series II</b>	<b>211.59</b>	-	<b>211.59</b>	194.57	-	194.57
(Net of unamortised discount, 89,510 bonds with face value of ₹30,000 each redeemable at par on 03.02.2021)						
<b>ZCB - Series I</b>	<b>951.00</b>	-	<b>951.00</b>	878.52	-	878.52
(Net of unamortised discount, 3,92,700 bonds with face value of ₹30,000 each redeemable at par on 15.12.2020)						
<b>Total - Zero Coupon Bonds</b>	<b>1,162.59</b>	-	<b>1,162.59</b>	<b>1,073.09</b>	-	<b>1,073.09</b>

**(b) Other Loans & Advances**

**(i) Foreign Currency Borrowings**

(₹ in Crores)

Particulars	As at 31.03.2018			As at 31.03.2017		
	Non-Current	Current	Total	Non-Current	Current	Total
<b>(1) Foreign Currency Bonds</b>						
<b>4.625% US \$300 Mn Bonds</b> - Redeemable at par on 22.03.2028	<b>1,951.32</b>	-	<b>1,951.32</b>	-	-	-
<b>3.875% US \$450 Mn Green Bonds</b> - Redeemable at par on 07.07.2027	<b>2,926.98</b>	-	<b>2,926.98</b>	-	-	-
<b>3.068% US \$400 Mn Bonds</b> - Redeemable at par on 18.12.2020	<b>2,601.76</b>	-	<b>2,601.76</b>	-	-	-
<b>Sub-Total - Foreign Currency Bonds</b>	<b>7,480.06</b>	-	<b>7,480.06</b>	-	-	-
<b>(2) ODA Loans - Guaranteed by Govt. of India</b>						
<b>JICA Loan</b> - 0.75% JICA-I loan repayable in half-yearly instalments till 20.03.2021, next instalment falling due on 20.09.2018 and 0.65% JICA-II loan repayable in half-yearly instalments till 20.03.2023, next instalment falling due on 20.09.2018	<b>129.35</b>	<b>122.98</b>	<b>252.33</b>	237.65	169.84	407.49

## CONSOLIDATED NOTES TO ACCOUNTS

(₹ in Crores)

Particulars	As at 31.03.2018			As at 31.03.2017		
	Non-Current	Current	Total	Non-Current	Current	Total
<b>3.73% KfW Loan</b> - Repayable in equal half-yearly instalments of €3.68 Mn, next instalment due on 30.06.2018	-	59.41	59.41	51.03	51.02	102.05
<b>1.96% KfW Loan</b> - Repayable first in 14 equal half-yearly instalments of €2.941 Mn and then in next 3 equal half-yearly instalments of €2.942 Mn, first instalment due on 30.06.2018. Total Loan Amount as on 31.03.2018 ₹387.52 Crores (Equivalent to €48.07 Mn), REC'S share ₹122.88 cr	107.96	14.92	122.88	95.28	-	95.28
<b>1.87% - 2.20% AFD Loan</b> - Repayable in 20 equal half-yearly instalments of €2.50 Mn, first instalment due on 31.10.2020. Total Loan Amount as on 31.03.2018 ₹39.70 Crores (Equivalent to €3.97 Mn), REC'S share ₹12.59 cr	12.59	-	12.59	8.17	-	8.17
<b>1.96% ADB Loan</b> - Repayable in 30 equal half-yearly instalments of €6.67 Mn, first instalment due on 15.03.2022. Total Loan Amount as on 31.03.2018 ₹97.57 Crores (Equivalent to €15 Mn), REC'S share ₹30.94 cr	30.94	-	30.94	-	-	-
<b>2.89% KfW-II Loan</b> - Repayable in equal half-yearly instalments of €3.88 Mn, next instalment falling due on 30.06.2018	125.42	62.71	188.13	161.58	53.86	215.44
<b>1.86% KfW-III Loan</b> - Repayable in equal half-yearly instalments of €5.26 Mn, next instalment falling due on 30.06.2018	466.78	84.86	551.64	473.81	72.89	546.70
<b>Sub-Total - ODA Loans - Guaranteed by Govt. of India</b>	<b>873.04</b>	<b>344.88</b>	<b>1,217.92</b>	<b>1,027.52</b>	<b>347.61</b>	<b>1,375.13</b>
<b>(3) Syndicated Loans</b>						
<b>¥19.029 Bn</b> - Repaid on 10.04.2017	-	-	-	-	1,102.92	1,102.92
<b>US \$285 Mn</b> - Repayable on 02.12.2018	-	1,853.76	1,853.76	1,847.90	-	1,847.90
<b>US \$250 Mn</b> - Repayable on 29.05.2019	1,252.10	-	1,252.10	1,620.97	-	1,620.97
<b>US \$400 Mn</b> - Prepaid on 27.12.2017	-	-	-	2,593.54	-	2,593.54
<b>US \$400 Mn</b> - Prepaid on 26.03.2018	-	-	-	2,593.54	-	2,593.54
<b>US \$300 Mn</b> - Repayable on 29.07.2020	1,951.32	-	1,951.32	1,945.16	-	1,945.16
<b>US \$250 Mn</b> - Loan of US\$ 150 Mn and US\$ 100 Mn repayable on 18.09.2018 and 19.11.2018 respectively	-	1,626.10	1,626.10	1,620.97	-	1,620.97
<b>US \$300 Mn</b> - Repayable on 01.12.2020	1,951.32	-	1,951.32	1,945.16	-	1,945.16
<b>US \$250 Mn</b> - Repayable on 05.02.2019	-	1,626.10	1,626.10	1,620.97	-	1,620.97
<b>US \$120 Mn</b> - Repayable on 21.03.2019	-	780.53	780.53	778.06	-	778.06
<b>US \$100 Mn</b> - Repayable on 05.10.2021	650.44	-	650.44	648.39	-	648.39
<b>US \$230 Mn</b> - Repayable on 19.01.2022	1,496.01	-	1,496.01	1,491.29	-	1,491.29

## CONSOLIDATED NOTES TO ACCOUNTS

(₹ in Crores)

Particulars	As at 31.03.2018			As at 31.03.2017		
	Non-Current	Current	Total	Non-Current	Current	Total
<b>US \$200 Mn</b> - Repayable on 28.07.2022	<b>1,300.88</b>	-	<b>1,300.88</b>	-	-	-
<b>US \$57.50 Mn</b> - Repayable on 29.05.2019	<b>374.00</b>	-	<b>374.00</b>	-	-	-
<b>US \$240 Mn</b> - Repayable on 26.03.2021	<b>1,561.06</b>	-	<b>1,561.06</b>	-	-	-
<b>US \$160 Mn</b> - Repayable on 26.03.2021	<b>1,040.71</b>	-	<b>1,040.71</b>	-	-	-
<b>Sub-Total - Syndicated Loans</b>	<b>11,577.84</b>	<b>5,886.49</b>	<b>17,464.33</b>	<b>18,705.95</b>	<b>1,102.92</b>	<b>19,808.87</b>
<b>(4) FCNR (B) Loans</b>						
<b>US \$235.87 Mn</b> - Repayable on 12.02.2019	-	<b>1,534.18</b>	<b>1,534.18</b>	-	-	-
<b>Sub-Total - FCNR (B) Loans</b>	-	<b>1,534.18</b>	<b>1,534.18</b>	-	-	-
<b>Total - Foreign Currency Borrowings</b>	<b>19,930.94</b>	<b>7,765.55</b>	<b>27,696.49</b>	<b>19,733.47</b>	<b>1,450.53</b>	<b>21,184.00</b>

### 4.5 Security Details of the Secured Borrowings

The Bond Series 85, 86A, 86 B-III, 87-II, 87 A-III, 88, 90, 90 B-II, 90 C-II, 91-II and 92-II of Institutional Bonds are secured by a charge on (a) mortgage of Flat no. 640, Asiad Games Village, New Delhi and (b) pari passu charge on the receivables of our Company, both present and future, save and except receivables hypothecated to Vistra ITCL (India) Ltd. (formerly known as IL&FS Trust Company Ltd.) on the basis of joint hypothecation agreement dated 24th September, 2010 in favour of IDBI Trusteeship Services Ltd.

The Bond Series 116-II, 117, 118, 119 and 122 of Institutional Bonds are secured by a charge on first pari passu charge on the book debts of the issuer both present & future which are charged to other lenders / trustees and as may be agreed between the issuer and the trustee, pursuant to the terms of the Debenture /Bond Trust cum Hypothecation Deed with a minimum security cover of one time of the aggregate face value amount of the bonds outstanding at all times in favor of IDBI Trusteeship Services Ltd.

The Bond Series 123-I and 123-IIIB of Institutional Bonds are secured by way of first pari passu charge on the specified immovable property and the book debts of the Issuer which are charged to other lender / trustee and as may be agreed between the Issuer and the Trustee, pursuant to the terms of the Bond Trust Deed with a minimum security cover of one time of the aggregate face value of amount of bonds outstanding at all times and amount of interest due thereon in favor of IDBI Trusteeship Services Ltd.

The Bond Series STRPP (Separately Transferrable Redeemable Principal Parts) A, B and C are secured by way of first pari passu charge over moveable fixed assets of EESL, a Joint Venture of the Company with minimum asset coverage of 1 times.

The Bond Series IX of 54EC Capital Gain Tax Exemption Bonds is secured by first pari passu charge on (a) mortgage of premises at Sub Plot No. 8, TPS No 2, FP No. 584P, situated at Village Subhanpura, Distt Vadodara and (b) hypothecation of receivables (other than those that are exclusively charged/earmarked to lenders / other Trustees) in favour of IDBI Trusteeship Services Ltd.

Tax Free Bonds issued during FY 2011-12 are secured by first pari passu charge on premises at Shop No. 12, Ground Floor, Block No. 35, Church Road, Mylapore, Chennai and hypothecation of receivables of ₹4,998.66 Crores of MSEDCL in favour of Vistra ITCL (India) Ltd. (formerly known as IL&FS Trust Company Ltd.).

Tax Free Bonds issued during FY 2013-14 are secured by first pari passu charge on the book debts (other than those that are exclusively charged/earmarked to lenders / other Trustees) of the Company in favour of SBICap Trustee Company Ltd.

The Bond Series X & Series XI of 54EC Capital Gain Tax Exemption Bonds and Tax Free Bonds issued during FY 2012-13 & 2015-16 are secured by first pari passu charge on (a) mortgage of premises at Sub Plot No. 8, TPS No 2, FP No. 584P, situated at Village Subhanpura, Distt Vadodara and (b) hypothecation of receivables (other than those that are exclusively charged/ earmarked to lenders / other Trustees) in favour of SBICap Trustee Company Ltd.

## CONSOLIDATED NOTES TO ACCOUNTS

The term loan from Life Insurance Corporation of India is secured by a charge on the receivables of our Company, both present and future, save and except certain specific receivables hypothecated to Vistra ITCL (India) Ltd. (formerly known as IL&FS Trust Company Ltd.) on the basis of joint hypothecation agreement dated 24th September, 2010 in favour of IDBI Trusteeship Services Ltd.

### 4.6 Details of Infrastructure Bonds Issued are as under :

#### Series I (2010-11) allotted on 31.03.2011

Rate of Interest	Amount (₹ in Crores)	Redemption Details
8.00%	17.07	Redeemable on the date falling 10 years from the date of allotment with buyback option by bondholders after 5/6/7/8/9 years
8.20%	58.50	
8.10%	1.61	Redeemable on the date falling 10 years from the date of allotment
8.20%	3.79	
<b>Total</b>	<b>80.97</b>	

#### Series II (2011-12) allotted on 15.02.2012

Rate of Interest	Amount (₹ in Crores)	Redemption Details
9.15% Cumulative	13.44	Redeemable on the date falling 15 years from the date of allotment with buyback option by bondholders after 7 years
9.15% Annual	5.00	
8.95% Cumulative	5.72	Redeemable on the date falling 10 years from the date of allotment
8.95% Annual	1.38	
9.15% Cumulative	2.83	Redeemable on the date falling 15 years from the date of allotment
9.15% Annual	1.13	
<b>Total</b>	<b>29.50</b>	

4.7 Foreign Currency Borrowings in Note No. 4.4(b)(i)(3) & (4) have been raised at interest rates ranging from a spread of 65 bps to 150 bps over 6 Months' USD/JPY LIBOR (London Inter Bank Offered Rate)

4.8 The outstanding position of Foreign Currency Exposure as at 31st March 2018 is as under:

(Foreign Currency amounts in Millions)

Currency	Total Exposure		Hedged Exposure		Unhedged Exposure	
	As at 31.03.18	As at 31.03.17	As at 31.03.18	As at 31.03.17	As at 31.03.18	As at 31.03.17
USD \$	4,425.63	2,885.00	2,680.00	2,530.00	1,745.63	355.00
JPY ¥	4,100.17	26,059.52	2,214.38	23,985.15	1,885.79	2,074.37
EURO €	115.93	139.74	73.68	99.35	42.25	40.39

4.9 In terms of Accounting Policy No. B 14, the foreign currency monetary items as at the reporting date have been translated at the following rates:

Exchange Rates	USD/INR	JPY/INR	Euro/INR
As at 31st March 2018	65.0441	0.6154	80.6222
As at 31st March 2017	64.8386	0.5796	69.2476

4.10 REC launched its maiden USD Green Bonds in June 2017 to become the first Indian PSU to launch Green Bonds denominated in US Dollars and raised US\$ 450 million for a tenure of ten years from the offshore market. The Green Bonds, listed on the London Stock Exchange and Singapore Stock Exchange, have been certified by the Climate Bond Initiative, London while the 'Green Bond framework' formulated by REC has been verified by KPMG. The issue proceeds have been utilized for financing existing projects including re-financing and new eligible green projects in accordance with the Green Bond framework.

## CONSOLIDATED NOTES TO ACCOUNTS

### 4.11 Ratings assigned by credit rating agencies and migration of ratings during the year

#### Domestic and International Credit Rating

The domestic debt instruments of REC continue to enjoy “AAA” rating – the highest rating assigned by CRISIL, CARE, India Ratings & Research & ICRA-Credit Rating Agencies.

The domestic debt instruments of EESL, a Joint Venture of the Company has “AA” rating – assigned by CARE & ICRA-Credit Rating Agencies.

REC enjoys international credit rating of “Baa3” and “BBB-” from International Credit Rating Agencies Moody’s and FITCH respectively.

There has been no migration of ratings during the year.

- 4.12** REC had come across an instance of fraudulent encashment through forged documents of money invested by one of the investors in 54EC Capital Gains tax Exemption Bonds by some impersonator during the year 2016-17. Based on the complaint filed by the Company, the police filed an FIR against the unknown person and the officials of then Registrar and Transfer Agent (R&TA). Further, an amount of ₹0.59 Crore had been shown recoverable from the RTA in the books of accounts and the matter duly reported to the Reserve Bank of India (RBI). A criminal case has also been filed by the police against the suspected culprits. REC has filed a civil suit on 1st March, 2018 against the erstwhile R&TA (M/s RCMC Share Registry Pvt. Ltd.) for recovery of the dues.

### 5. Deferred Tax Liabilities (Net)

(₹ in Crores)		
Particulars	As at 31.03.2018	As at 31.03.2017
<b>Deferred Tax Liabilities on account of:</b>		
Depreciation	2.56	4.57
Foreign Currency Exchange Fluctuation Loss	21.84	-
MTM on Interest Rate Swap	52.49	66.48
<b>Total</b>	<b>76.89</b>	<b>71.05</b>
<b>Deferred Tax Assets on account of:</b>		
Provision for Earned Leave	3.77	10.85
Provision for Medical Leave	6.84	6.67
Foreign Currency Exchange Fluctuation Loss	-	12.57
Provision for Gratuity	0.16	0.03
Provision for Doubtful Debts	0.16	0.88
Provision for Employee benefits	0.12	0.09
Operating lease liabilities	0.11	0.04
<b>Total</b>	<b>11.16</b>	<b>31.13</b>
<b>Deferred Tax Liabilities (Net)</b>	<b>65.73</b>	<b>39.92</b>

- 5.1** The Company has no intention to make withdrawal from the special reserve created and maintained under section 36(1)(viii) of the Income Tax Act, 1961. Hence, the special reserve created and maintained is not capable of being reversed and thus, it becomes a permanent difference as per Accounting Standard 22. Accordingly, the Company is not creating any deferred tax liability on the said reserve.



## CONSOLIDATED NOTES TO ACCOUNTS

### 6. Other Long-term and Short-term Liabilities

(₹ in Crores)

Particulars	As at 31.03.2018			As at 31.03.2017		
	Non-Current	Current	Total	Non-Current	Current	Total
<b>(A) Current maturities of long-term debt (Refer Note 4)</b>	-	32,330.46	32,330.46	-	18,059.77	18,059.77
<b>(B) Interest accrued but not due on borrowings</b>	15.50	6,161.80	6,177.30	12.38	6,025.45	6,037.83
Interest accrued and due on borrowings	-	-	-	-	-	-
<b>(C) Income Received in Advance</b>	-	5.27	5.27	-	8.41	8.41
<b>(D) Unpaid Dividends</b>	-	3.49	3.49	-	2.75	2.75
<b>(E) Unpaid Principal &amp; Interest on Bonds</b>						
- Matured Bonds & Interest Accrued thereon	-	47.03	47.03	-	51.54	51.54
- Interest on Bonds	-	14.27	14.27	-	15.19	15.19
<b>(F) Other payables</b>						
- Funds Received from Govt. of India/ State Govts. for Disbursement as Subsidy/ Grant	-	57,141.98	57,141.98	-	46,154.67	46,154.67
Add: Interest on Subsidy/ Grant (Refer Note 6.3)	-	24.21	24.21	-	2.18	2.18
Less: Disbursed to Beneficiaries	-	(56,699.85)	(56,699.85)	-	(46,131.01)	(46,131.01)
Undisbursed Funds to be disbursed as Subsidy/Grant	-	466.34	466.34	-	25.84	25.84
- Payables towards Bonds Fully serviced by Govt. of India						
Towards Principal (Refer Note 6.4)	4,000.00	-	4,000.00	-	-	-
Towards Interest	-	7.17	7.17	-	-	-
- Sundry Liabilities Account (Interest Capitalisation)	21.99	24.00	45.99	-	-	-
- Overdraft in Current Account	-	-	-	-	-	-
- Statutory Dues payable including PF and TDS	-	71.42	71.42	-	53.33	53.33
- Payable towards funded staff benefits	-	2.84	2.84	-	13.63	13.63
- Other Liabilities	0.97	292.45	293.42	1.04	269.08	270.12
<b>Sub-total (F)</b>	<b>4,022.96</b>	<b>864.22</b>	<b>4,887.18</b>	<b>1.04</b>	<b>361.88</b>	<b>362.92</b>
<b>Total (A to F)</b>	<b>4,038.46</b>	<b>39,426.54</b>	<b>43,465.00</b>	<b>13.42</b>	<b>24,524.99</b>	<b>24,538.41</b>



## CONSOLIDATED NOTES TO ACCOUNTS

### 6.1 Subsidy Under Accelerated Generation & Supply Programme (AG&SP):

The Company is maintaining an Interest Subsidy Fund Account and was given AG&SP subsidy (for disbursement to the eligible borrowers) by Govt. of India at net present value calculated at indicative rates and year in accordance with GOI's letter vide D.O.No. 32024/17/97-PFC dated 23.09.1997 and O.M.No.32024/23/2001-PFC dated 07.03.2003 irrespective of the actual repayment schedule, moratorium year and duration of repayment of the eligible schemes. The impact of difference between the indicative rate and year considered at the time of drawl and the actual can be ascertained only after the end of the respective schemes.

Net amount of ₹0.53 Crores as at 31st March 2018 (₹0.86 Crores as at 31st March 2017) represents the balance amount of interest subsidy fund, which is to be passed on to the borrowers against their interest liability arising in future, under Accelerated Generation & Supply Programme (AG&SP), which comprises of the following :-

Particulars	(₹ in Crores)	
	For the year ended 31.03.2018	For the year ended 31.03.2017
Opening Balance of Interest Subsidy Fund	0.86	1.26
Add: Interest earned during the year	0.02	0.07
Less: Interest subsidy passed on to the borrower	0.35	0.47
<b>Closing Balance of Interest Subsidy Fund</b>	<b>0.53</b>	<b>0.86</b>

6.2 Government of India has appointed Rural Electrification Corporation Ltd. as a nodal agency for implementation of Deen Dayal Upadhyaya Gram Jyoti Yojna (DDUGJY). The funds received for disbursement to various agencies under the scheme are kept in a separate bank account. The undisbursed funds for the scheme (including the funds received under erstwhile RGGVY Scheme) including interest earned thereto are classified under "Undisbursed Subsidy/ grant" under the head "Other Current Liabilities".

During the period, interest earned of ₹18.15 Crores (Previous year ₹24.84 Crores) has been taken to DDUGJY Subsidy account. Further, during the year, an amount of ₹10.33 crores (Previous year ₹40.78 crores) has been refunded back to MoP out of the total interest on subsidy.

### 6.3 The movement in Interest on Subsidy/ Grant is explained as under:

Particulars	(₹ in Crores)	
	For the year ended 31.03.2018	For the year ended 31.03.2017
Opening Balance	2.18	18.10
Add: Interest earned during the year	33.57	25.94
Less: Amount refunded to Govt. during the year	11.32	41.59
Less: Disbursement out of Interest earned on account of AG&SP Grant	0.22	0.27
<b>Closing Balance</b>	<b>24.21</b>	<b>2.18</b>

6.4 For meeting GOI's funding requirement of DDUGJY Scheme, during the year, the Company has raised an aggregate amount of ₹4,000 crore through unsecured, redeemable, non-convertible, taxable bonds in the nature of debentures of face value of ₹10 lacs at par on private placement basis. As per Ministry of Power (MoP) letter dated 19th March 2018, the repayment of principal and interest of the above bonds shall be made by Gol by making suitable budget provisions in the demand of Ministry of Power. Accordingly, the amount of such bonds along-with interest is also appearing as recoverable by the Company from Gol.

## CONSOLIDATED NOTES TO ACCOUNTS

Details of the GoI Fully Serviced Bonds raised are as follows-

(₹ in Crores)

Particulars	As at 31.03.2018			As at 31.03.2017		
	Non-Current	Current	Total	Non-Current	Current	Total
<b>GoI-I Series</b>	<b>1,837.00</b>	-	<b>1,837.00</b>	-	-	-
8.09% semi-annual redeemable at par on 21.03.2028						
<b>GoI-II Series</b>	<b>1,410.00</b>	-	<b>1,410.00</b>	-	-	-
8.01% semi-annual redeemable at par on 24.03.2028						
<b>GoI-III Series</b>	<b>753.00</b>	-	<b>753.00</b>	-	-	-
8.06% semi-annual redeemable at par on 27.03.2028						
<b>Total</b>	<b>4,000.00</b>	-	<b>4,000.00</b>	-	-	-

### 7. Long-term and Short-term Provisions

(₹ in Crores)

Particulars	As at 31.03.2018			As at 31.03.2017		
	Non-Current	Current	Total	Non-Current	Current	Total
<b>Provisions for</b>						
<b>(A) Employee Benefits</b>						
Earned Leave Liability	9.44	1.64	11.08	28.48	3.31	31.79
Post Retirement Medical Benefits	99.80	5.39	105.19	92.49	4.66	97.15
Medical Leave Liability	16.96	2.81	19.77	16.63	2.64	19.27
Settlement Allowance	1.03	0.21	1.24	1.10	0.17	1.27
Economic Rehabilitation Scheme	3.31	0.03	3.34	3.44	0.01	3.45
Long Service Award	2.55	0.02	2.57	2.64	0.19	2.83
Loyalty Bonus	0.21	-	0.21	0.11	0.04	0.15
Gratuity	0.45	-	0.45	0.19	-	0.19
<b>Sub-total (A)</b>	<b>133.75</b>	<b>10.10</b>	<b>143.85</b>	<b>145.08</b>	<b>11.02</b>	<b>156.10</b>
<b>(B) Others</b>						
Standard Loan Assets	784.53	104.87	889.40	536.59	70.87	607.46
Restructured Standard Loans	409.41	54.54	463.95	1,167.67	73.52	1,241.19
Interest on Loans Due & Converted into Equity	-	3.96	3.96	-	3.96	3.96
Incentive	-	19.19	19.19	-	20.34	20.34
Pay Revision	-	58.90	58.90	-	14.59	14.59
Retention Money	12.88	-	12.88	-	-	-
Corporate Dividend Tax	-	0.84	0.84	-	-	-
Provision for Warranty	-	-	-	0.13	-	0.13
<b>Sub-total (B)</b>	<b>1,206.82</b>	<b>242.30</b>	<b>1,449.12</b>	<b>1,704.39</b>	<b>183.28</b>	<b>1,887.67</b>
<b>Total (A+B)</b>	<b>1,340.57</b>	<b>252.40</b>	<b>1,592.97</b>	<b>1,849.47</b>	<b>194.30</b>	<b>2,043.77</b>

## CONSOLIDATED NOTES TO ACCOUNTS

### 7.1 Details of Provisions as required under AS-29 are as under :

(₹ in Crores)

Particulars	For the year ended 31.03.2018				For the year ended 31.03.2017			
	Opening Balance	Additions during the year	Paid/ Adjusted during the year	Closing Balance	Opening Balance	Additions during the year	Paid/ Adjusted during the year	Closing Balance
Standard Loan Assets	607.46	281.94	-	889.40	543.43	64.03	-	607.46
Restructured Standard Loans	1,241.19	68.16	845.40	463.95	821.34	419.85	-	1,241.19
Interest on Loans Due & Converted into Equity	3.96	-	-	3.96	3.96	-	-	3.96
Incentive	20.34	13.43	14.58	19.19	18.13	15.52	13.31	20.34
Pay Revision	14.59	50.33	6.02	58.90	-	14.59	-	14.59
Corporate Dividend Tax	-	405.78	404.94	0.84	106.49	277.46	383.95	-
Retention Money	-	12.88	-	12.88	-	-	-	-
Warranty	0.13	-	0.13	-	-	0.13	-	0.13
Contingencies of project cost revisions	-	-	-	-	2.29	0.36	2.65	-

### 8. Trade Payables

(₹ in Crores)

Particulars	As at 31.03.2018	As at 31.03.2017
Trade Payables	448.64	160.39
<b>Total</b>	<b>448.64</b>	<b>160.39</b>

## CONSOLIDATED NOTES TO ACCOUNTS

### 9. Fixed Assets as at 31st March 2018

(₹ In Crores)

FIXED ASSETS	GROSS BLOCK			DEPRECIATION/ AMORTISATION			NET BLOCK		
	As at 01.04.2017	Additions during the year	Sales/ adjustment during the year	Closing as on 31.03.2018	Upto 31.03.2017	During the year	Adjustment during the year	As at 31.03.2018	As at 31.03.2017
<b>Tangible Assets</b>									
Freehold Land	82.92	-	-	82.92	-	-	-	82.92	82.92
Leasehold Land	6.59	0.21	-	6.80	0.41	0.54	-	5.85	6.18
Buildings	31.59	0.16	-	31.75	7.62	0.48	-	23.65	23.97
Furniture & Fixtures	8.63	2.07	0.16	10.54	5.67	0.70	0.07	4.24	2.96
Vehicles	0.43	-	0.03	0.40	0.28	0.02	0.03	0.13	0.15
EDP Equipments	18.21	3.55	2.12	19.64	12.95	3.01	1.96	5.64	5.26
Office Equipments	291.07	129.57	(3.78)	424.42	58.40	64.10	-0.21	301.71	232.67
<b>Total</b>	<b>439.44</b>	<b>135.56</b>	<b>(1.47)</b>	<b>576.47</b>	<b>85.33</b>	<b>68.85</b>	<b>1.85</b>	<b>424.14</b>	<b>354.11</b>
Previous year	301.36	128.41	(9.66)	439.43	48.31	39.76	2.75	354.11	
<b>Intangible Assets</b>									
Computer Software	7.47	10.21	-	17.68	6.73	0.74	-0.05	10.16	0.74
<b>Total</b>	<b>7.47</b>	<b>10.21</b>	<b>-</b>	<b>17.68</b>	<b>6.73</b>	<b>0.74</b>	<b>-0.05</b>	<b>10.16</b>	<b>0.74</b>
Previous year	7.18	0.27	(0.02)	7.47	6.15	0.57	-0.01	0.74	
<b>Capital Work-in-progress</b>	<b>164.13</b>	<b>623.56</b>	<b>257.62</b>	<b>530.07</b>	<b>-</b>	<b>-</b>	<b>-</b>	<b>530.07</b>	<b>164.13</b>
Previous year	76.84	243.05	155.76	164.13	-	-	-	164.13	
<b>Intangible Assets under Development</b>	<b>1.46</b>	<b>-</b>	<b>-</b>	<b>1.46</b>	<b>-</b>	<b>-</b>	<b>-</b>	<b>1.46</b>	<b>1.46</b>
Previous year	1.21	0.25	-	1.46	-	-	-	1.46	

**9.1** The formalities regarding registration of conveyance deed in respect of certain immovable properties acquired by the Company amounting to ₹50.51 Crores (Previous year ₹50.51 Crores) are yet to be executed.

**9.2** In the opinion of management, there is no impairment of the assets of the Company in terms of AS-28. Accordingly, no provision for impairment loss as required under Accounting Standard-28 'Impairment of Assets' has been made.

**9.3 Disclosure in respect of Intangible Assets as required in AS-26 "Intangible Assets":**

Amortisation Rate      20%, 100% in case the total cost of the asset is ₹5,000 or less

## CONSOLIDATED NOTES TO ACCOUNTS

### 10. Investments

(₹ in Crores)

Particulars	As at 31.03.2018			As at 31.03.2017		
	Non-current	Current	Total	Non-current	Current	Total
<b>Valued at Cost</b>						
<b>(A) Trade Investments</b>						
<b>(i) Investment in Equity Instruments - Quoted</b>						
- NHPC Ltd.	400.80	-	400.80	400.80	-	400.80
18,40,11,865 Equity shares of ₹10 each, fully paid up						
- Housing and Urban Development Corporation Ltd.	2.08	-	2.08	-	-	-
3,47,429 Equity shares of ₹10 each, fully paid up						
- Indian Energy Exchange Limited	1.25	-	1.25	1.25	-	1.25
12,50,000 Equity shares of ₹10 each, fully paid up						
<b>(ii) Investment in Equity Instruments - Unquoted</b>						
<b>- Controlled SPVs</b>						
- Dinchang Transmission Limited	-	0.05	0.05	-	0.05	0.05
50,000 Equity shares of ₹10 each, fully paid up						
- Ghatampur Transmission Limited	-	0.05	0.05	-	0.05	0.05
50,000 Equity shares of ₹10 each, fully paid up						
- ERSS XXI Transmission Limited	-	-	-	-	0.05	0.05
50,000 Equity shares of ₹10 each, fully paid up						
- WR-NR Power Transmission Limited	-	-	-	-	0.05	0.05
50,000 Equity shares of ₹10 each, fully paid up						
<b>- Others</b>						
- Energypro Assets Limited	57.14	-	57.14	0.60	-	0.60
2,17,45,680 Equity shares of ₹1 each, fully paid up						
- Universal Commodity Exchange Limited	-	16.00	16.00	16.00	-	16.00
1,60,00,000 Equity shares of ₹10 each, fully paid up						
Less: Provision for Diminution in Investment	-	(16.00)	(16.00)	(16.00)	-	(16.00)
	-	-	-	-	-	-
- Lanco Teesta Hydro Power Limited	-	102.00	102.00	-	102.00	102.00
10,20,00,000 Equity shares of ₹10 each, fully paid up						
Less: Provision for Diminution in Investment	-	(29.41)	(29.41)	-	-	-
	-	72.59	72.59		102.00	102.00

## CONSOLIDATED NOTES TO ACCOUNTS

(₹ in Crores)

Particulars	As at 31.03.2018			As at 31.03.2017		
	Non-current	Current	Total	Non-current	Current	Total
<b>(iii) Investment in Government Securities - Unquoted</b>						
- 8% Government of Madhya Pradesh Power Bonds-II	94.32	47.16	141.48	188.64	47.16	235.80
3 Bonds of ₹47,16,00,000 each						
<b>(iv) Investment in Venture Capital Funds - Unquoted</b>						
- 'Small is Beautiful' Fund	6.15	-	6.15	6.15	-	6.15
61,52,200 units of ₹10 each						
<b>(v) Investment in Debentures - Unquoted</b>						
- 9.68% Bonds of UP Power Corporation Ltd.	303.85	-	303.85	303.85	-	303.85
30,385 Bonds of ₹1,00,000 each						
<b>(B) Other Investments</b>						
<b>(i) Investment in Debentures - Quoted</b>						
- 11.15% Additional Tier-1 Perpetual Bonds of Indian Bank	500.00	-	500.00	500.00	-	500.00
5,000 Bonds of ₹10,00,000 each						
- 11.25% Additional Tier-1 Perpetual Bonds of Vijaya Bank	500.00	-	500.00	500.00	-	500.00
5,000 Bonds of ₹10,00,000 each						
- 11.25% Additional Tier-1 Perpetual Bonds of Syndicate Bank	500.00	-	500.00	500.00	-	500.00
5,000 Bonds of ₹10,00,000 each						
<b>(ii) Investment in Inter Corporate Deposit</b>						
- LIC Housing Finance Limited	-	-	-	-	17.50	17.50
- PNB Housing Finance Limited	-	64.00	64.00	-	17.50	17.50
<b>(iii) Investment in Tax Free Bonds - Quoted</b>						
- 8.76% Bonds of HUDCO Ltd.	5.00	-	5.00	5.00	-	5.00
50,000 Bonds of ₹1,000 each						
- 7.39% Bonds of HUDCO Ltd.	8.68	-	8.68	8.68	-	8.68
86,798 Bonds of ₹1,000 each						
- 7.35% Bonds of NHAI	4.29	-	4.29	4.29	-	4.29
42,855 Bonds of ₹1,000 each						
- 7.39% Bonds of NHAI	3.55	-	3.55	3.55	-	3.55
35,463 Bonds of ₹1,000 each						
- 7.49% Bonds of IREDA Ltd.	6.13	-	6.13	6.13	-	6.13
61,308 Bonds of ₹1,000 each						
- 7.35% Bonds of IRFC Ltd.	2.23	-	2.23	2.23	-	2.23
22,338 Bonds of ₹1,000 each						
- 7.35% Bonds of NABARD	1.40	-	1.40	1.40	-	1.40
14,028 Bonds of ₹1,000 each						
<b>Total (A+B)</b>	<b>2,396.87</b>	<b>183.85</b>	<b>2,580.72</b>	<b>2,432.57</b>	<b>184.36</b>	<b>2,616.93</b>

## CONSOLIDATED NOTES TO ACCOUNTS

**10.1** Investments include ₹6.15 Crores (Previous year ₹6.15 Crores) representing company's contribution in the units of 'Small is Beautiful (SIB ) Venture Capital fund' promoted by KSK Energy Ventures Limited.

Name of the Company	Contribution towards Fund	Country of Residence	Percentage of Share
SIB Fund of KSK Energy Ventures Ltd	₹6.15 Crores	India	9.74%

The face value of the fund is ₹10 per unit. The NAV as on 31.03.2018 is ₹10.17 per unit (Previous year ₹10.24 per unit).

Further, investments also include ₹1.25 Crores (Previous year ₹1.25 Crores) representing company's investment in equity shares of Indian Energy Exchange Ltd. (IEX)

Name of the Company	No. of Shares	Invested Amount	Country of Incorporation	Shareholding %
Indian Energy Exchange Limited	1,250,000	₹1.25 Crores	India	4.12%

The equity shares of IEX have been listed on stock exchanges on 23rd October 2017.

### 10.2 Information in relation to the interest of the Company in Joint Ventures (JVs):

#### 1. Energy Efficiency Services Ltd.

Proportion of Interest in Equity	31.71%
Country of Incorporation	India
Area of Operation	India
JV Partners (% share)	<ol style="list-style-type: none"> <li>1. NTPC Limited (31.71%)</li> <li>2. Power Grid Corporation of India Limited (4.87%)</li> <li>3. Power Finance Corporation Limited (31.71%)</li> </ol>

The Company's share of assets, liabilities, contingent liabilities and capital commitments as at 31.03.2018 and income and expenses for the year in respect of joint venture are given below :

Particulars	(₹ in Crores)		
	As at / For the year ended 31.03.2018 (Unaudited)	As at / For the year ended 31.03.2017 (Unaudited)	As at / For the year ended 31.03.2017 (Audited) *
(i) Total Assets	1,543.62	838.77	817.03
(ii) Total Liabilities	1,340.45	662.90	640.93
(iii) Total Reserves & Surplus	25.27	29.37	29.60
(iv) Contingent Liabilities	68.65	11.74	38.06
(v) Capital Commitments	83.64	103.95	253.57
(vi) Total Income	461.78	408.83	389.14
(vii) Total Expenses	438.60	384.81	363.25

\* The consolidated financial statements of the Company for the FY 2016-17 had been prepared considering the unaudited financial statements of the joint venture, Energy Efficiency Services Limited (EESL). However, the financial statements of EESL were subsequently audited on 30th May 2017. Further, the audited financial statements for the year ended 31st March 2017 have been prepared under Indian Accounting Standards (Ind-AS). The unaudited financial statements for the year ended 31st March 2018 have been prepared as per Indian GAAP and certified by the Management.

## CONSOLIDATED NOTES TO ACCOUNTS

### 10.3 Additional disclosures required in respect of the investments :

(₹ in Crores)

Particulars	As at 31.03.2018	As at 31.03.2017
<b>(1) Value of Investments</b>		
<b>(i) Gross Value of Investments</b>		
(a) In India	2,568.99	2,632.33
(b) Outside India,	57.14	0.60
<b>(ii) Provisions for Depreciation</b>		
(a) In India	45.41	16.00
(b) Outside India,	-	-
<b>(iii) Net Value of Investments</b>		
(a) In India	2,523.58	2,616.33
(b) Outside India.	57.14	0.60
<b>(2) Movement of provisions held towards depreciation on investments.</b>		
(i) Opening balance	16.00	0.10
(ii) Add : Provisions made during the year	29.41	16.00
(iii) Less : Write-off / write-back of excess provisions during the year	-	0.10
(iv) <b>Closing balance</b>	45.41	16.00
<b>(3) Aggregate amount of Quoted Investments</b>	1,935.41	1,932.08
<b>Market Value of Quoted Investments</b>	2,247.81	2,125.57
<b>(4) Aggregate amount of Unquoted Investments</b>	690.72	700.85
<b>(5) Aggregate provision for diminution in value of investments</b>	45.41	16.00

### 11. Loans & Advances

Non-current portion of loans & advances has been classified under 'Long-term Loans & Advances' and the current portion of loans & advances has been classified under Note-12 'Other Non-Current and Current Assets'.

(₹ in Crores)

Particulars	As at 31.03.2018				As at 31.03.2017			
	Long-term		Short-Term	Total	Long-term		Short-Term	Total
	Non-Current	Current			Non-Current	Current		
<b>(A) Capital Advances (Unsecured, considered good)</b>	45.96	-	-	45.96	40.23	-	-	40.23
<b>(B) Security Deposits (Unsecured, considered good)</b>	3.22	-	0.41	3.63	1.55	-	0.48	2.03
<b>(C) Loans &amp; Advances to Related Parties</b>								
- To Key Managerial Personnel (KMP)	0.36	0.17	-	0.53	0.37	0.13	-	0.50
- To Others								
(a) Unsecured, considered good	-	-	7.57	7.57	-	-	2.89	2.89
(b) Unsecured, considered doubtful	-	-	0.06	0.06			0.06	0.06
Less: Provision for bad & doubtful debts	-	-	(0.06)	(0.06)			(0.06)	(0.06)
	0.36	0.17	7.57	8.10	0.37	0.13	2.89	3.39
<b>(D) Other Loans &amp; Advances</b>								
- Staff Loans & Advances (except to KMP)	25.89	10.51	0.05	36.45	32.29	11.10	0.04	43.43
- Loan Assets	206,419.47	23,865.66	5,647.92	235,933.05	177,275.24	19,429.25	3,588.85	200,293.34
- Others	0.38	-	46.12	46.50	1.90	-	26.46	28.36
	206,445.74	23,876.17	5,694.09	236,016.00	177,309.43	19,440.35	3,615.35	200,365.13
<b>Total (A to D)</b>	206,495.28	23,876.34	5,702.07	236,073.69	177,351.58	19,440.48	3,618.72	200,410.78



## CONSOLIDATED NOTES TO ACCOUNTS

### Details of Loans & Advances :

#### 11.1 Staff Loans & Advances

(₹ in Crores)

Particulars	As at 31.03.2018				As at 31.03.2017			
	Long-term		Short-Term	Total	Long-term		Short-Term	Total
	Non-Current	Current			Non-Current	Current		
<b>(A) Secured Staff Loans &amp; Advances</b>								
<b>(A1) To Key Managerial Personnel</b>								
(a) Considered Good	-	-	-	-	0.01	-	-	0.01
<b>(A2) To Others</b>								
(a) Considered Good	3.12	0.63	0.02	3.77	3.43	0.68	-	4.11
<b>Sub-total (A1+ A2)</b>	<b>3.12</b>	<b>0.63</b>	<b>0.02</b>	<b>3.77</b>	<b>3.44</b>	<b>0.68</b>	<b>-</b>	<b>4.12</b>
<b>(B) Unsecured Staff Loans &amp; Advances</b>								
<b>(B1) To Key Managerial Personnel</b>								
(a) Considered Good	0.36	0.17	-	0.53	0.36	0.13	-	0.49
<b>(B2) To Others</b>								
(a) Considered Good	22.77	9.88	0.03	32.68	28.86	10.42	0.04	39.32
<b>Sub-total (B1+ B2)</b>	<b>23.13</b>	<b>10.05</b>	<b>0.03</b>	<b>33.21</b>	<b>29.22</b>	<b>10.55</b>	<b>0.04</b>	<b>39.81</b>
<b>Grand Total (A+B)</b>	<b>26.25</b>	<b>10.68</b>	<b>0.05</b>	<b>36.98</b>	<b>32.66</b>	<b>11.23</b>	<b>0.04</b>	<b>43.93</b>

#### 11.2 Loan Assets

(₹ in Crores)

Particulars	As at 31.03.2018				As at 31.03.2017			
	Long-term		Short-Term	Total	Long-term		Short-Term	Total
	Non-Current	Current			Non-Current	Current		
<b>(A) Secured Loans</b>								
<b>(A1) Loans to State Power Utilities/ State Electricity Boards/ Corpn. (Secured by hypothecation and/or mortgage of materials/ tangible assets)</b>								
(a) Considered good	146,256.29	15,670.42	4,117.09	166,043.80	125,811.34	11,014.90	740.67	137,566.91
<b>(A2) Loans to Others (Secured by hypothecation and/or mortgage of tangible assets)</b>								
(a) Considered good	14,928.90	1,148.33	-	16,077.23	24,691.95	3,553.12	-	28,245.07
(b) Considered doubtful	12,059.39	4,273.73	-	16,333.12	2,220.01	2,169.10	-	4,389.11
Less: Provision for bad & doubtful debts	1,352.52	1,368.44	-	2,720.96	383.89	767.87	-	1,151.76
	10,706.87	2,905.29	-	13,612.16	1,836.12	1,401.23	-	3,237.35
<b>Sub-total (A1+ A2)</b>	<b>171,892.06</b>	<b>19,724.04</b>	<b>4,117.09</b>	<b>195,733.19</b>	<b>152,339.41</b>	<b>15,969.25</b>	<b>740.67</b>	<b>169,049.33</b>

## CONSOLIDATED NOTES TO ACCOUNTS

(₹ in Crores)

Particulars	As at 31.03.2018				As at 31.03.2017			
	Long-term		Short-Term	Total	Long-term		Short-Term	Total
	Non-Current	Current			Non-Current	Current		
<b>(B) Unsecured Loans</b>								
<b>(B1) Loans Guaranteed by respective State Governments</b>								
(a) Considered good	23,694.24	3,221.16	-	26,915.40	19,109.20	2,850.00	197.18	22,156.38
<b>(B2) Loans to State Governments</b>								
(a) Considered good	3,009.99	330.99	-	3,340.98	2,647.90	351.22	-	2,999.12
<b>(B3) Loans - Others</b>								
(a) Considered good	7,823.18	589.47	1,530.83	9,943.48	3,178.73	258.78	2,651.00	6,088.51
(b) Considered doubtful	34.92	760.38	-	795.30	5.18	478.40	-	483.58
Less: Provision for bad & doubtful debts	34.92	760.38	-	795.30	5.18	478.40	-	483.58
	-	-	-	-	-	-	-	-
<b>Sub-total (B1+ B2+B3)</b>	<b>34,527.41</b>	<b>4,141.62</b>	<b>1,530.83</b>	<b>40,199.86</b>	<b>24,935.83</b>	<b>3,460.00</b>	<b>2,848.18</b>	<b>31,244.01</b>
<b>Grand Total (A+B)</b>	<b>206,419.47</b>	<b>23,865.66</b>	<b>5,647.92</b>	<b>235,933.05</b>	<b>177,275.24</b>	<b>19,429.25</b>	<b>3,588.85</b>	<b>200,293.34</b>

### 11.3 Other Loans & Advances

(₹ in Crores)

Particulars	As at 31.03.2018				As at 31.03.2017			
	Long-term		Short-Term	Total	Long-term		Short-Term	Total
	Non-Current	Current			Non-Current	Current		
<b>(A) Advances recoverable in cash or in kind or value to be received (Unsecured)</b>								
(a) Considered good	0.38	-	46.12	46.50	1.90	-	26.46	28.36
(b) Considered doubtful	-	-	6.08	6.08	-	-	5.59	5.59
Less: Provision for bad & doubtful debts	-	-	6.08	6.08	-	-	5.59	5.59
	-	-	-	-	-	-	-	-
<b>Grand Total</b>	<b>0.38</b>	<b>-</b>	<b>46.12</b>	<b>46.50</b>	<b>1.90</b>	<b>-</b>	<b>26.46</b>	<b>28.36</b>

**11.3.1** Loan balance confirmations for 87% of total loan assets as at 31st March 2018 have been received from the borrowers. Out of the remaining 13% loan assets amounting to ₹30,013 crore for which balance confirmations have not been received, 81% loans are secured by way of hypothecation of assets, 15% by way of Government Guarantee/ Loans to Government and 4% are unsecured loans.

**11.3.2** Loan Assets also include amount financed by the Company as per the Scheme for Financial Restructuring of State Distribution Companies (Discoms).

**11.3.3** REC, as a lead lender had sanctioned ₹650 Crore as initial sanction to Corporate Power Limited for 540 MW Phase-I TPP at Chandwa, Jharkhand. The debt is secured by way of combination of securities representing charge on all the Company's present and future immovable properties, movables, all bank accounts, project documents, clearances, letter of credits, guarantees, insurance contracts and insurance proceeds etc., pledge of shares representing 51% of the total paid up equity share capital of the Company and Corporate Guarantee of Corporate Ispat and Alloys Limited (CIAL). Subsequently, REC, had sanctioned ₹196 Crore as additional loan towards funding of cost overrun. As at 31st March 2018, the loan outstanding is ₹811.74 crores.

## CONSOLIDATED NOTES TO ACCOUNTS

The account had become NPA on 30th June 2014. As at 31st March 2018, the account of the borrower is classified as Doubtful asset. In line with Independent valuer's report, 100% provision to the extent of loan not covered by the realizable value of the security amounting to ₹587.47 Crores and for the balance loan amount of ₹224.27 Crores, 30% provision amounting to ₹67.29 Crores has been created in the books as per Significant Accounting Policy no 2.3(ii). As such, total provision created as on 31st March 2018 is ₹654.75 Crores.

Recall notice has been served to the borrower and Corporate guarantee of promoter Company, CIAL, has been invoked. REC and ARCIL have joined the winding up petition filed by one the employee of CIAL before the Calcutta High Court against CIAL. Meanwhile CIAL moved to Board of Industrial and Financial Reconstruction (BIFR), pursuant thereto, Hon'ble High Court abated the winding up petition. Lenders are exploring various options for the revival of the project including change in the management. With the consent of lenders, ARCIL has initiated the proceedings under SARFAESI Act. ARCIL has taken the possession of the Project site and deployed security for protection of the project. Lenders have also filed joint Original Application (OA) before Debt Recovery Tribunal (DRT), Calcutta for recovery of dues.

- 11.3.4** REC has sanctioned ₹1,150 Crore to Jas Infrastructure & Power Limited (JIPL) wherein total disbursement is ₹33.24 Crores till 31st March 2018. The account has become NPA on 30th June 2014. As at 31st March 2018, the account of the borrower is classified as Doubtful asset. In line with the Independent valuer's report, 100% provision to the extent of loan not covered by the realizable value of the security amounting to ₹31.48 crore and for the balance loan amount of ₹1.77 crores, 30% provision amounting to ₹0.53 crores is created in the books as per Significant Accounting Policy No. 2.3(ii). As such, total provision created as at 31st March 2018 is ₹32.01 Crores on total loan outstanding of ₹33.24 Crores.

Lenders have already initiated recovery. Recall notice has been served to the borrower and Personal guarantee of promoter has been invoked. Original Application has been filed by the REC before DRT for recovery of dues. Further, lenders have jointly taken action under the provision of the SARFAESI Act. PNB acting as Lead has taken the symbolic possession of the project by issuing Notice under section 13(4) of SARFEASI Act.

- 11.3.5** As at 31st March 2018, the dues of one of the borrowers were overdue for more than 3 months, thus, exceeding the time limit for classification of the borrower as 'Standard Asset'. However, the borrower had obtained an ad-interim order from Hon'ble High Court of Madras on 18th September 2015 not to classify the account as NPA. In view of the same, the classification of the borrower has been retained as 'Restructured Standard Asset' pending final decision of the Court. During the financial year 2016-17, based on the decision taken by lenders in the JLF subsequent to the court order, the accrued interest of ₹426.09 crores (₹88.79 cr pertaining to Financial year 2016-17) has been adjusted through disbursement of loan as per the terms of sanction and the income recognised accordingly. However, since the account is currently into Restructured Standard Loan Assets category, a provision of 5% amounting to ₹115.10 Crores had been created in full in respect of the loan as against creating the same in phased manner in accordance with Significant Accounting Policy 2.3(iv). Apart from this, as a matter of prudence, an additional provision amounting to ₹103.59 Crores has been created @ 4.50% of the loan over and above 5% provision. Accordingly, as on 31st March 2018, the total provision of ₹218.69 Crores stands created against the project and unrealized income of ₹382.35 Crores has also not been recognized for the financial year 2017-18. An application has been filed by REC for vacation of stay order issued by Hon'ble High Court of Madras. REC has filed an Application before High Court, Madaras for dismissal of the Writ Petition and vacation of stay order.

- 11.3.6** REC had sanctioned ₹390 Crores to M/s Lanco Teesta Hydro Power Limited with ICICI Bank as Lead lender having initial project SCOD in May 2012. However, due to equity crunch of promoters, geological surprises and poor rock strata, project couldn't be commissioned till date. In order to revive the Project, which is stalled at present, change in ownership is an important imperative which ensures that additional resources are brought in by the new investor. Towards this end, change of ownership could be effectively considered under the recent RBI dispensation on Strategic Debt Restructuring (SDR) dated 8th June 2015. In terms of SDR Regulations dated 8th June 2015 issued by RBI, the Lenders' consortium had decided to invoke the SDR in the lenders' meet held on 24th July 2015. Accordingly, REC, on 24th September 2015, approved the Strategic Debt Restructuring (SDR) package pursuant to RBI circular dated 8th June 2015, for conversion of ₹102 Crores out of REC's outstanding loan into equity at face value of ₹10/- per share towards effecting the change in Management. Subsequently, on 20th October 2015, necessary documentation had been carried out along with the signing of shareholder's agreement and an amount of ₹102 Crores of REC's sanction had been converted into equity. As per SDR scheme, asset classification shall remain standard up to 18 months from 24th July 2015 i.e. 23rd January 2017 and within this timeline, a suitable investor had to be identified and the exercise of change in management shall have to be completed failing which the asset classification will be as per the extant IRAC norms, assuming the aforesaid 'stand-still' in asset classification had not been given. the asset classification has now been downgraded to Doubtful Category and as on 31st March 2018 total provision of ₹71.04 Cr has been created @ 30% of the outstanding loan. Further a provision @ 30% has also been created on the investment portion. The project company has now been admitted under Insolvency and Bankruptcy Code 2016 by NCLT, Hyderabad on 16th March 2018 to initiate Corporate Insolvency Resolution Proceeding (CIRP).

## CONSOLIDATED NOTES TO ACCOUNTS

- 11.3.7** REC has given a loan to M/s Ind Barath Power (Madras) Limited (IBPML) under consortium lending with PFC being the lead lender. The total disbursement towards IBPML by three consortium lenders was ₹947.71 crore. Out of this, ₹573.99 crore kept as FDs, were utilized by the borrower from TRA for other than the project purposes. The matter has since been reported to RBI on 26th February 2018. Accordingly, the company has created a provision of ₹145.67 crores during the current quarter, making total of 100% provision on its loan outstanding of ₹416.21 crores as at 31st March, 2018. One of the operational creditor of IBPML has filed application under section 9 of the Insolvency and Bankruptcy Code 2016 and based on which NCLT has initiated Corporate Insolvency Resolution Process against IBPML. Resolution Professional has been appointed and REC has filed its claim before the Resolution Professional.
- 11.3.8** Facor Power Limited (FPL) has become NPA on 30th September 2015 due to default in payment of dues. After initiating recovery action and issue of demand notices, the Company issued notice u/s 13(4) of SARFAESI Act for symbolic possession on 3rd November 2016 which was challenged by the borrower before DRT. Consequent to favorable disposal of litigation, REC has taken over the management control of FPL along with physical possession on 7th November 2017 under section 13(4)(b) of the SARFAESI Act after issuing necessary notice/publication. The erstwhile directors of FPL were suspended and replaced with three officers of REC out of which one of the directors is managing the day to day activities as Chief Executive Officer of FPL. The actions of REC are being challenged by the promoter of the borrower company in DRT which is subjudice.
- 11.3.9** REC has extended a loan of ₹217 Crores (Outstanding loan amount as at 31st March 2018 - ₹197.24 Crores) to Gati Infrastructure Private Limited for the implementation of 2X55 MW HEP in Sikkim with Edelweisse Asset Reconstruction Company (EARC) as Lead lender. Project achieved COD on 18th May 2013 and is operational since then. Lower revenue realization due to short term arrangement is causing stress on project cash flows. Lenders have invoked pledged shares under Outside SDR scheme considering 05th December 2016 as reference date and shares have been transferred to Security trustee on behalf of all lenders. Further the process of inducting a suitable investor/prospective buyer is underway. Long term PPA is expected soon for supplying power to Haryana Discoms.
- 11.3.10** REC has extended a loan of ₹325 Crores (Outstanding loan amount as on 31st March 2018 - ₹321.04 Crores) to Jhabua Power Ltd for the implementation of 1X600 MW TPP in Seoni Dist. in Madhya Pradesh with Axis Bank as Lead lender. Project achieved COD on 31st March 2015 and is operational since then. As the project was suffering due to lower revenue realization, Lenders have invoked pledged shares under Outside SDR Scheme with 23rd June 2017 as reference date. Accordingly pledged shares have been transferred to Security trustee agent on behalf of all lenders. Additionally, to effect change in current management/promoters lenders have initiated open auction process and the same is underway.

### 12. Other Non-Current and Current Assets

(₹ in Crores)

Particulars	As at 31.03.2018			As at 31.03.2017		
	Non-current	Current	Total	Non-current	Current	Total
<b>(A) Current recoverable of Loan &amp; Advances (Net) (Refer Note 11)</b>	-	23,876.34	23,876.34	-	19,440.48	19,440.48
<b>(B) Interest Accrued &amp; not due on:</b>	-	-	-	-	-	-
- Long Term Investments	-	13.63	13.63	-	14.25	14.25
- Term Deposits	-	11.34	11.34	-	7.06	7.06
<b>Sub-total</b>	-	24.97	24.97	-	21.31	21.31
<b>(C) Interest Accrued &amp; Due on Loan Assets</b>	-	462.37	462.37	-	781.26	781.26
<b>(D) Interest Accrued &amp; Not Due on Loan Assets</b>	-	303.23	303.23	-	288.31	288.31
<b>(E) Interest Accrued on Staff Advances</b>	9.03	0.32	9.35	7.74	0.33	8.07
<b>(F) Recoverable from Govt. of India</b>						-
- Towards Principal - Gol Fully Serviced Bonds	4,000.00	-	4,000.00	-	-	-
- Towards Interest - Gol Fully Serviced Bonds	-	7.17	7.17	-	-	-

## CONSOLIDATED NOTES TO ACCOUNTS

(₹ in Crores)

Particulars	As at 31.03.2018			As at 31.03.2017		
	Non-current	Current	Total	Non-current	Current	Total
- Towards Issue Expenses - Gov Fully Serviced Bonds	-	4.07	4.07	-	-	-
- Agency Charges on Govt. Schemes	-	161.01	161.01	-	-	-
- Reimbursement of Expenses on Govt. Schemes	-	14.19	14.19	-	9.44	9.44
<b>Recoverable from Govt. of India (Total)</b>	<b>4,000.00</b>	<b>186.44</b>	<b>4,186.44</b>	-	9.44	9.44
Less: Provision for bad & doubtful debts	-	(6.19)	(6.19)	-	-	-
<b>Recoverable from Govt. of India (Net)</b>	<b>4,000.00</b>	<b>180.25</b>	<b>4,180.25</b>	-	9.44	9.44
<b>(G) Recoverable from SEBs/ Govt. Deptt./ Others</b>	-	<b>93.87</b>	<b>93.87</b>	-	35.53	35.53
<b>(H) Advance Income-tax &amp; TDS</b>	<b>2,356.67</b>	-	<b>2,356.67</b>	2,800.34	-	2,800.34
Less; Provision for Income Tax	(2,326.68)	-	(2,326.68)	(2,751.95)	-	(2,751.95)
<b>Advance Income-tax &amp; TDS (Net)</b>	<b>29.99</b>	-	<b>29.99</b>	48.39	-	48.39
<b>(I) Income tax receivable</b>	-	<b>1.87</b>	<b>1.87</b>	-	1.97	1.97
<b>(J) Forward Contract Receivables</b>	<b>313.57</b>	-	<b>313.57</b>	143.79	-	143.79
<b>(K) Receivables in respect of Derivative Contracts</b>	<b>151.68</b>	-	<b>151.68</b>	192.10	-	192.10
<b>(L) Prepaid Financial Charges on Commercial Paper</b>	-	<b>99.56</b>	<b>99.56</b>	-	-	-
<b>(M) Prepaid Expenditure</b>	-	<b>14.27</b>	<b>14.27</b>	-	16.80	16.80
<b>(N) Unamortized Expenses</b>						-
- Discount on Foreign Currency Borrowings	47.42	1.64	49.06	-	-	-
- Arrangement Fee on Foreign Currency Borrowings	38.53	6.56	45.09	-	-	-
- Premium on Forward Contracts	153.70	21.96	175.66	-	-	-
<b>(O) Term Deposits with Banks with more than 12 months maturity</b>	-	-	-	2.05	-	2.05
<b>(P) Others</b>	-	<b>51.10</b>	<b>51.10</b>	-	7.38	7.38
<b>Total (A to P)</b>	<b>4,743.92</b>	<b>25,138.31</b>	<b>29,882.23</b>	<b>394.07</b>	<b>20,602.81</b>	<b>20,996.88</b>

-Term deposits held as security/ margin money in (O) above

### 13. Inventories

(₹ in Crores)

Particulars	As at 31.03.2018	As at 31.03.2017
<b>(A) Stock-in-trade</b>	<b>102.48</b>	51.14
<b>(B) Work-in-progress</b>	-	<b>0.04</b>
<b>Total (A+B)</b>	<b>102.48</b>	<b>51.18</b>

## CONSOLIDATED NOTES TO ACCOUNTS

### 14. Trade Receivables

(₹ in Crores)

Particulars	Year ended 31.03.2018	Year ended 31.03.2017
<b>(A) Unsecured</b>		
<b>Outstanding for a period more than 6 months</b>		
- Considered Good	288.44	213.15
- Considered Doubtful	0.46	2.53
Less: Provision for bad & doubtful debts	0.46	2.53
	-	-
<b>Less than 6 months</b>		
- Considered Good	253.42	225.25
<b>Total</b>	<b>541.86</b>	<b>438.40</b>

### 15. Cash and Bank Balances

(₹ in Crores)

Particulars	As at 31.03.2018	As at 31.03.2017
<b>(A) Cash &amp; Cash Equivalents</b>		
- Balances with Banks	2,035.38	937.97
- Cash on Hand (including postage & imprest)	0.02	0.03
- Others		
- Short-term Deposits with Scheduled Banks	95.89	2,482.34
- Short term Investment in Debt Mutual Funds	-	1,160.00
<b>Sub-total (A)</b>	<b>2,131.29</b>	<b>4,580.34</b>
<b>(B) Others</b>		
- Term Deposits with Scheduled Banks	236.95	70.45
<b>Sub-total (B)</b>	<b>236.95</b>	<b>70.45</b>
<b>Total (A+B)</b>	<b>2,368.24</b>	<b>4,650.79</b>
<b>Balances with Banks include:</b>		
- Earmarked Balances with Banks in separate accounts		
- For unpaid dividends	3.49	2.75
- For DDUGJY, AG&SP, NEF and other grants	212.36	0.51
- Amount set aside for grants disbursement	2.13	2.13
- Amount not available for use pending allotment of securities	1,469.23	-
Further, Short-term Deposits with Scheduled Banks include ₹39.02 Crores (Previous year ₹23.20 Crores) earmarked towards DDUGJY and other grants and ₹2.91 Crores (Previous year ₹5.99 Crores) earmarked towards Swachh Vidyalaya Abhiyan (SVA). Figure in (B) Others - Term Deposits with Scheduled Banks includes deposits for ₹2.31 Crores (Previous year ₹1.98 Crores) made and earmarked in compliance of Court orders and ₹216.13 Crores (Previous year Nil) earmarked towards J&K PMDP work.		
- Term deposits held as security/ margin money	17.51	33.78
- Term Deposits with Scheduled Banks with more than twelve months original maturity	17.51	0.56

## CONSOLIDATED NOTES TO ACCOUNTS

### 16. Revenue from Operations

(₹ in Crores)

Particulars	Year ended 31.03.2018		Year ended 31.03.2017	
<b>(A) Interest on Loan Assets</b>				
(i) Long term financing	21,338.77		22,479.98	
Less: Rebate for timely payments/ completion etc.	16.43	21,322.34	0.26	22,479.72
(ii) Short term financing		426.61		455.89
<b>Sub-total (A)</b>		<b>21,748.95</b>		<b>22,935.61</b>
<b>(B) Revenue from Other Financial Services</b>				
(i) Processing, Upfront, Lead fees, LC Commission etc.		15.11		48.49
(ii) Prepayment Premium		106.41		147.44
(iii) Fee for Implementation of Govt. Schemes		187.79		23.86
<b>Sub-total (B)</b>		<b>309.31</b>		<b>219.79</b>
<b>(C) Income from Short-term Investment of Surplus Funds</b>				
(i) Interest from Deposits		68.66		98.39
(ii) Gain on Sale of Mutual Funds		13.39		67.13
(iii) Interest from CP/ ICD		0.98		29.87
<b>Sub-total (C)</b>		<b>83.03</b>		<b>195.39</b>
<b>(D) Other Interest Income</b>				
(i) Interest from Govt. Securities		16.98		24.52
(ii) Interest from Long Term Investments/Term Deposits/ Others		214.40		214.18
(iii) Interest from Income Tax Refund		0.62		9.03
(iv) Interest from Staff Advances		1.69		1.52
(v) Interest from Subsidiary Companies/SPVs		0.66		0.51
<b>Sub-Total (D)</b>		<b>234.35</b>		<b>249.76</b>
<b>(E) Revenue from Sale of Goods</b>		<b>332.79</b>		<b>326.72</b>
<b>(F) Income from Consulting Engineer Services</b>		<b>278.82</b>		<b>192.96</b>
<b>(G) Income from Execution of IT Implementation Project</b>		<b>67.17</b>		<b>74.69</b>
<b>Total (A to G)</b>		<b>23,054.42</b>		<b>24,194.92</b>

### 17. Other Income

(₹ in Crores)

Particulars	Year ended 31.03.2018	Year ended 31.03.2017
<b>(A) Dividend Income</b>	<b>26.85</b>	63.15
<b>(B) Net Gain on Sale of Long Term Investments</b>	<b>-</b>	<b>79.75</b>
<b>(C) Other Non-Operating Income</b>		
- Provision & Liabilities no longer required written back	0.71	2.87
- Miscellaneous Income	19.42	20.54
<b>Sub-Total (C)</b>	<b>20.13</b>	<b>23.41</b>
<b>Total (A to C)</b>	<b>46.98</b>	<b>166.31</b>



## CONSOLIDATED NOTES TO ACCOUNTS

### 18. Finance Costs

(₹ in Crores)

Particulars	Year ended 31.03.2018	Year ended 31.03.2017
<b>(A) Interest Expense</b>		
- On Bonds	12,166.56	11,576.33
- On Loans from Banks/ Financial Institutions	100.36	106.47
- On External Commercial Borrowings	1,332.78	1,266.38
- On Commercial Paper	135.60	300.46
- On Advance Income Tax	5.68	3.28
- Others	0.27	0.18
<b>Sub-Total (A)</b>	<b>13,741.25</b>	<b>13,253.10</b>
<b>(B) Other Borrowing Costs</b>		
- Guarantee Fee	15.06	18.25
- Bonds Handling Charges	0.54	0.80
- Bonds Brokerage	18.31	15.68
- Stamp Duty on Bonds/ Shares	5.48	5.59
- Debt Issue and Other Finance Charges	34.59	80.88
<b>Sub-Total (B)</b>	<b>73.98</b>	<b>121.20</b>
<b>(C) Net Translation/ Transaction Exchange Loss</b>	<b>44.36</b>	<b>87.29</b>
<b>Total (A to C)</b>	<b>13,859.59</b>	<b>13,461.59</b>

### 19. Employee Benefits Expense

(₹ in Crores)

Particulars	Year ended 31.03.2018	Year ended 31.03.2017
- Salaries and Allowances	150.33	130.39
- Contribution to Provident Fund and Other Funds	14.74	13.58
- Gratuity	1.47	15.30
- Expenses towards Post Retirement Medical Facility	15.70	17.21
- Staff Welfare Expenses	16.22	16.27
<b>Total</b>	<b>198.46</b>	<b>192.75</b>

The pay revision of the employees of the Company is due w.e.f.1st January 2017. Pending final notification of the revised Pay Scales and other benefits by the Govt. of India, an estimated provision of ₹44.31 crores has been created during the year ended 31st March 2018 and the cumulative provision in this respect as at 31st March 2018 is ₹58.90 crore towards pay revision arrears as the recommendations of 3rd Pay Revision Committee constituted by the Department of Public Enterprises (DPE), Govt. of India. This provision is inclusive of the provision created for non-executive employees for whom arrears have also been considered in line with these recommendations. Actuarial valuation of employees benefits has also been carried out on the basis of proposed pay scales.

### 20. Corporate Social Responsibility Expenses

(₹ in Crores)

Particulars	Year ended 31.03.2018	Year ended 31.03.2017
- Direct Expenditure	48.16	65.78
- Overheads	2.78	3.16
<b>Total</b>	<b>50.94</b>	<b>68.94</b>



## CONSOLIDATED NOTES TO ACCOUNTS

### 20.1 Disclosure in respect of CSR Expenses:

(a) Amount spent during the year (₹ in Crores) :

Particulars	Year ended 31.03.2018			Year ended 31.03.2017		
	In Cash	Yet to be paid	Total	In Cash	Yet to be paid	Total
(i) Construction/ acquisition of any asset	-	-	-	-	-	-
(ii) On purpose other than (i) above	50.13	0.81	50.94	67.96	0.98	68.94

### 21. Other Expenses

(₹ in Crores)

Particulars	Year ended 31.03.2018		Year ended 31.03.2017	
- Travelling and Conveyance		16.18		13.60
- Publicity & Promotion Expenses		17.04		16.53
- Repairs and Maintenance				
- Building	4.26		2.89	
- ERP & Data Centre	4.52		4.85	
- Others	8.72	17.50	2.72	10.46
- Rent & Hiring Charges		13.07		7.04
- Rates and Taxes		1.35		1.27
- Power & Fuel		2.41		2.34
- Insurance Charges		0.24		0.19
- Postage and Telephone		2.62		2.86
- Auditors' Remuneration		1.36		1.24
- Legal & Consultancy Charges		12.30		7.72
- Project Expenses		128.83		96.64
- Distribution Expense		15.54		25.96
- Loss on Sale of Assets		0.56		0.52
- Miscellaneous Expenses		56.29		34.21
<b>Total</b>		<b>285.29</b>		<b>220.58</b>

### 21.1 Auditors' Remuneration includes :

(₹ in Crores)

Particulars	Year ended 31.03.2018	Year ended 31.03.2017
- Audit Fees	0.47	0.65
- Tax Audit Fees	0.15	0.14
- Limited Review Fees	0.26	0.24
- Payment for Other Services		
(i) Certification of MTN Offer Document/ Comfort Letter	0.30	0.07
(ii) Other Certifications	0.06	0.04
- Expenses Incurred	0.02	0.05
- Tax component	0.10	0.05
<b>Total</b>	<b>1.36</b>	<b>1.24</b>

The figures above include Nil (Previous year ₹0.06 crores) of Audit Fees and ₹0.02 crores (Previous year ₹0.02 crores) of Tax Audit fees pertaining to earlier years.

## CONSOLIDATED NOTES TO ACCOUNTS

### 21.2 Earnings and Expenditure in Foreign Currency :

(₹ in Crores)

Particulars	Year ended 31.03.2018	Year ended 31.03.2017
<b>Earnings</b>	<b>0.88</b>	1.27
<b>Expenditure</b>		
- Royalty, Know-how, Professional, Consultation Fees	<b>0.73</b>	1.17
- Interest	<b>524.43</b>	462.70
- Finance Charges	<b>24.00</b>	68.61
- Other Expenses	<b>26.25</b>	3.11
<b>Total</b>	<b>575.41</b>	<b>535.59</b>

- 21.3 The Company has taken office space, accommodations for staff and space for ERP Data Centre on lease. These are classified as operating lease. Lease payments in respect of office space and data centre amounting to ₹9.96 Crores (Previous year ₹8.40 Crores) is shown under the head 'Other Expenses'. Lease payments in respect of accommodations for staff amounting to ₹2.05 Crores (Previous year ₹2.92 Crores) form part of 'Employees Benefit Expense.' Future lease payments in respect of these lease agreements are as under:

(₹ in Crores)

Future minimum lease rent payments	As at 31.03.2018		As at 31.03.2017	
	Data Centre	Office & Accomodations	Data Centre	Office & Accomodations
Not later than one year	0.27	14.25	0.36	7.87
Later than one year and not later than 5 years	-	25.57	0.26	16.66
Later than 5 years	-	5.01	-	6.83
<b>Total</b>	<b>0.27</b>	<b>44.83</b>	<b>0.62</b>	<b>31.36</b>

### 22. Provisions and Contingencies

(₹ in Crores)

Particulars	Year ended 31.03.2018	Year ended 31.03.2017
Provision for bad & doubtful debts	1,886.94	626.43
Contingent Provision against Standard Loan Assets	281.94	64.03
Provision against Restructured Standard Loans	(777.23)	419.85
Provision for depreciation on Investments	29.41	-
<b>Total</b>	<b>1,421.06</b>	<b>1,110.31</b>

### 23. Changes in inventories

(₹ in Crores)

Particulars	Year ended 31.03.2018	Year ended 31.03.2017
<b>Stock-in-Trade</b>		
Opening Balance	49.04	56.83
Closing Balance	102.40	51.14
<b>Changes in inventories of Stock-in-Trade</b>	<b>(53.36)</b>	<b>5.69</b>

## CONSOLIDATED NOTES TO ACCOUNTS

(₹ in Crores)

Particulars	Year ended 31.03.2018	Year ended 31.03.2017
<b>Work-in-Progress</b>		
Opening Balance	0.04	17.11
Closing Balance	0.00	0.04
<b>Changes in inventories of Work-in-Progress</b>	<b>0.04</b>	<b>17.07</b>
<b>Total</b>	<b>(53.32)</b>	<b>22.76</b>

### 24. Prior Period Items

(₹ in Crores)

Particulars	Year ended 31.03.2018	Year ended 31.03.2017
- Travelling and Conveyance	-	(1.01)
- Depreciation	-	(0.64)
- Others	0.02	0.14
<b>Total</b>	<b>0.02</b>	<b>(1.51)</b>

### 25. Earnings per Share

Particulars	Year ended 31.03.2018	Year ended 31.03.2017
<b>Numerator</b>		
Profit after Tax as per Statement of Profit and Loss (₹ in Crores)	4,689.46	6,313.37
<b>Denominator</b>		
Weighted average Number of equity shares	1,974,918,000	1,974,918,000
<b>Basic &amp; Diluted Earnings per share of ₹10 each (in ₹)</b>	<b>23.75</b>	<b>31.97</b>

### 26. Contingent Liabilities and Commitments :

#### 26.1 Contingent Liabilities not provided for in respect of:

(₹ in Crores)

Particulars	As at 31.03.2018	As at 31.03.2017
(A) Claims against the Company not acknowledged as debts	166.03	97.63
(B) Guarantees	32.58	35.32
(C) Others		
- Letters of Comfort	13.51	173.36

The amount referred to in 'A' above includes ₹0.08 crores (Previous year ₹2.37 Crores) in respect of cases pending in various courts including arbitration cases and is dependent upon the outcome of settlement of court/arbitration cases.

Further, it also includes ₹165.95 Crores (Previous year ₹95.26 Crores) against various demands raised by the Income Tax Department/ Service Tax Department including the cases pending in Delhi High Court/ Supreme Court. The company is contesting these tax demands and the management believes that its position will likely be upheld in the appellate process. Further, the ultimate outcome of these proceedings will not have a material adverse effect on the Company's financial position and results of operations.

#### 26.2 Commitments not provided for in respect of:

(₹ in Crores)

Particulars	As at 31.03.2018	As at 31.03.2017
- Contracts remaining to be executed on capital account		
- Towards Tangible Assets	487.39	376.28
- Towards Intangible Assets	1.93	2.60
- CSR & Other Commitments	2,105.41	322.51

## CONSOLIDATED NOTES TO ACCOUNTS

### 27. Details of Registration/ License/ authorisation obtained from financial sector regulators:

Particulars	Regulator Name	Registration Details
(i) Corporate Identification Number	Ministry of Corporate Affairs	L40101DL1969GOI005095
(ii) Registration Number	Reserve Bank of India	14.000011

28. The Company is registered with the Reserve Bank of India (RBI) as a Non-Banking Financial Company (NBFC) since 1997-98. As per notification No.DNBS(PD).CC No.12/02.01/99-2000 dated 13.1.2000 of RBI, Govt. companies as defined under Section 617 of the Companies Act, 1956 have been exempted from applicability of the provisions of Reserve Bank of India Act, 1934 relating to maintenance of liquid assets and creation of Reserve Funds and the Directions relating to acceptance of public deposits and Prudential Norms. The said notification is also applicable to REC, being a Govt. company as defined under Section 2 (45) of the Companies Act, 2013 (Section 617 of the erstwhile Companies Act, 1956). Accordingly, the Reserve Fund is not created.

Further, as per Para No. 2 (3) of RBI's Master Circular No. DNBR.PD.008/ 03.10.119 / 2016-17 dated 1 September, 2016, REC being a Government Company continues to be exempted from the applicability of "Systemically Important Non-Banking Financial (Non-Deposit Accepting or Holding) Companies Prudential Norms (Reserve Bank) Directions, 2015". However, RBI, vide its letters dated 25 July 2013 and 4 April 2014, has conveyed to the Company to comply with the Prudential Norms of RBI by 31st March, 2016 and follow the instructions contained in RBI Circular dated 23 January 2014 issued vide Notification No. DNBS (PD) No. 271/ CGM (NSV)-2014 in respect of restructuring of assets. Later, RBI vide its letter dated 11 June 2014 has allowed exemption to the Company from RBI restructuring norms till 31st March 2017 for Transmission & Distribution, Renovation & Modernisation and Life Extension projects and also the Hydro projects in Himalayan region or affected by natural disasters. Further for new project loans to generating companies restructured w.e.f. 1st April 2015, the provisioning requirement would be 5% and for stock of loans as on 31 March 2015 of such projects, the provisioning shall commence with a provision of 2.75% w.e.f 31 March 2015 and reaching 5% by 31 March 2018.

In accordance with clarification from RBI vide email dated 10th August 17, T&D, R&M and life extension projects as also the hydro projects in Himalayan region or affected by natural disaster are regulated by RBI restructuring norms with effect from 1st April 2017.

29. RBI, vide its letter dated 17th September 2010 had categorized REC as an Infrastructure Finance Company (IFC) in terms of instructions contained in RBI Circular CC No.168 dated 12th February 2010. As an IFC, the total permissible exposure for lending in the private sector is 25% of owned funds in case of single borrower and 40% in case of a single group of borrowers and exposure for lending and investing taken together can be upto 30% and 50% of owned funds, respectively.

In respect of Central/State Government entities, RBI vide its letter No.DNBR.PD.CO.No.2184/03.10.001/2015-16 dated 16th June 2016 has exempted REC from applicability of RBI's concentration of credit/investment norms till 31st March, 2022. In view of the above, our maximum credit exposure limits to Central and State power Utilities continue to vary from 50% to 250% of owned funds, depending upon entity appraisal.

In respect of Private Sector entities, the Company's credit exposure to single borrowers and group borrowers did not exceed the RBI prudential exposure limits as at 31st March 2018 and 31st March 2017.

### 30. Changes in Accounting Policies

During the year, the Company has revised the accounting policy for amortization of one time arrangement fee incurred in raising of foreign currency borrowings and premium paid towards hedging contracts over the period of such borrowings/ contracts. Due to this change in accounting policy, profit before tax for the year ended 31st March 2018 is higher by ₹220.75 Crores.

Further, the policy for recognising the agency fee on Government schemes has now been changed to recognise such income on accrual basis. Due to this change in accounting policy, profit before tax for the year ended 31st March 2018 is higher by ₹136.45 Crores.

Since the validity of certain exemptions given by RBI had expired during the current year in respect of classification of loan assets, the Company has modified the accounting policy in respect of asset classification and provisioning to bring it in line with RBI Master Directions. Due to this change in accounting policy, profit before tax for the year ended 31st March 2018 is lower by ₹146.09 Crores.

Due to these changes in accounting policies, profit before tax for the year ended 31st March 2018 is higher by ₹211.11 Crores.

## CONSOLIDATED NOTES TO ACCOUNTS

**31. Quality of Loan Assets**  
**31.1 Details of Restructured Accounts on which restructuring provisioning as per RBI norms is applicable, along-with provisions thereon, are given below**

(₹ in Crores)

	Type of restructuring	Under CDR / SME Mechanism					Others					Total						
		Standard	Substandard	Doubtful	Loss	Total	Standard	Substandard	Doubtful	Loss	Total	Standard	Substandard	Doubtful	Loss	Total		
(1)	Restructured Accounts as on 1st April 2017	No. of borrowers	14	2	1	-	17	14	2	1	-	17	14	2	1	-	17	
		Amount outstanding (Restructured facility)	23,496	786	1,345	-	25,627	23,496	786	1,345	-	25,627	23,496	786	1,345	-	25,627	
		Amount outstanding (Other facility)	-	-	-	-	-	-	-	-	-	-	-	-	-	-	-	-
		Provision Thereon	1,241	79	269	-	1,589	1,241	79	269	-	1,589	1,241	79	269	-	1,589	
(2)	Movement of balance in account appearing in opening balance	No. of borrowers	2	-	1	-	3	2	-	1	-	3	2	-	1	-	3	
		Amount outstanding (Restructured facility)	130	-	-	-	130	130	-	-	-	130	130	-	-	-	130	
		Amount outstanding (Other facility)	-	-	-	-	-	-	-	-	-	-	-	-	-	-	-	
		Provision Thereon	54	-	135	-	189	54	-	135	-	189	54	-	135	-	189	
(3)	Fresh restructuring during the year	No. of borrowers	3	-	1	-	4	3	-	1	-	4	3	-	1	-	4	
		Amount outstanding (Restructured facility)	316	-	258	-	574	316	-	258	-	574	316	-	258	-	574	
		Amount outstanding (Other facility)	-	-	-	-	-	-	-	-	-	-	-	-	-	-	-	
		Provision Thereon	14	-	11	-	25	14	-	11	-	25	14	-	11	-	25	
(4)	Up gradations to restructured standard category during the year	No. of borrowers	-	-	(1)	-	(1)	-	(1)	-	(1)	-	(1)	-	(1)	-	(1)	
		Amount outstanding (Restructured facility)	-	-	(258)	-	(258)	-	(258)	-	(258)	-	(258)	-	(258)	-	(258)	
		Amount outstanding (Other facility)	-	-	-	-	-	-	-	-	-	-	-	-	-	-	-	
		Provision Thereon	-	-	(11)	-	(11)	-	(11)	-	(11)	-	(11)	-	(11)	-	(11)	

## CONSOLIDATED NOTES TO ACCOUNTS

(₹ in Crores)

Type of restructuring	Under CDR / SME Mechanism					Others					Total				
	Standard	Substandard	Doubtful	Loss	Total	Standard	Substandard	Doubtful	Loss	Total	Standard	Substandard	Doubtful	Loss	Total
(5) Restructured Standard advances which cease to attract higher provisioning and/or additional risk weight at the end of the year and hence need not be shown as restructured standard advances at the beginning of the next FY	No. of borrowers				(5)	(403)				(403)	(5)				(5)
	Amount outstanding (Restructured facility)				(9,480)					(9,480)	(9,480)				(9,480)
	Amount outstanding (Other facility)				-					-	-				-
	Provision Thereon										(403)				(403)
(6) Down gradation of restructured accounts during the year	No. of borrowers				(5)		(2)			(7)	(5)				(7)
	Amount outstanding (Restructured facility)				(8,171)		(786)			(8,957)	(8,171)				(8,957)
	Amount outstanding (Other facility)				-					-	-				-
	Provision Thereon						(79)			(521)	(442)				(521)
(7) Addition due to downgradation of restructured accounts during the year	No. of borrowers				-		5	2		7	-				7
	Amount outstanding (Restructured facility)				-	8,639	786			9,425	-		786		9,425
	Amount outstanding (Other facility)				-					-	-				-
	Provision Thereon						788	157		945	-	788	157		945
(8) Write-offs restructured accounts during the year	No. of borrowers				-					-	-				-
	Amount outstanding (Restructured facility)				-					-	-				-
	Amount outstanding (Other facility)				-					-	-				-
	Provision Thereon									-	-				-
(9) Restructured accounts as on 31st March 2018	No. of borrowers				8	5	3			16	8		3		16
	Amount outstanding (Restructured facility)				6,290	8,639	2,131			17,060	6,290	8,639	2,131		17,060
	Amount outstanding (Other facility)				-					-	-				-
	Provision Thereon				464	789	561			1,814	464	789	561		1,814

## CONSOLIDATED NOTES TO ACCOUNTS

31.2 The Classification of Loan Assets of the Company (classified in Note No. 11) as per RBI Prudential Norms is as under:

Asset Classification	As at 31.03.2018		As at 31.03.2017	
	Loan Balance	Provision created against Loan Assets	Loan Balance	Provision created against Loan Assets
<b>(i) Standard Assets</b>				
(a) Restructured Standard Loan Assets (Refer Note below)	6,290.13	463.95	23,495.57	1,241.19
(b) Other than (a) above	216,030.77	889.40	173,560.42	607.46
<b>Sub-total (i)</b>	<b>222,320.90</b>	<b>1,353.35</b>	<b>197,055.99</b>	<b>1,848.65</b>
<b>(ii) Non-Performing Assets</b>				
(a) Sub-standard Assets	12,473.52	1,302.90	1,226.75	205.92
(b) Doubtful Assets	4,637.68	2,196.14	3,628.71	1,412.20
(c) Loss Assets	17.22	17.22	17.22	17.22
<b>Sub-total (ii)</b>	<b>17,128.42</b>	<b>3,516.26</b>	<b>4,872.68</b>	<b>1,635.34</b>
<b>Total</b>	<b>239,449.32</b>	<b>4,869.61</b>	<b>201,928.67</b>	<b>3,483.99</b>

Note : Loan assets as mentioned in (i)(a) refer to restructured standard loan assets as specified in Accounting Policy No. B 2.3(iv).

Reserve Bank of India (RBI) vide Notification No. DBR.No.BP.BC.101/21.04.048/2017-18 dated 12th February 2018 issued a Revised Framework for Resolution of Stressed Asset, which superseded the existing guidelines on CDR/ SDR/ Change in ownership outside SDR, Flexible Structuring of Existing Long Term Project Loans (5/25 Scheme) and S4A scheme. While the notification is applicable to all Scheduled Commercial Banks (excluding Regional Rural Banks (RRB)) and all-India Financial Institutions (Exim Bank, NABARD, NHB and SIDBI), the guidelines per se are not applicable to the Company, being NBFC-IFC. However, as a matter of prudence, REC has also followed these guidelines and classified loans amounting to ₹9,591.39 crores as NPAs as at 31st March 2018.

### 31.3 Sector-wise NPAs - Percentage of NPAs to Total Advances in that sector

Particulars	As at 31.03.2018	As at 31.03.2017
Power Sector	7.15%	2.41%

### 31.4 Movement of NPAs

Particulars	As at 31.03.2018		As at 31.03.2017	
	As at 31.03.2018	As at 31.03.2017	As at 31.03.2018	As at 31.03.2017
<b>(i) Net NPAs to Net Advances (%)</b>	<b>5.77%</b>	<b>1.62%</b>		
<b>(ii) Movement of NPAs (Gross)</b>				
(a) Opening balance	4,872.69	4,243.57		
(b) Additions during the year	12,560.99	686.56		
(c) Reductions during the year	305.26	57.44		
(d) Closing balance	17,128.42	4,872.69		
<b>(iii) Movement of NPAs (Net)</b>				
(a) Opening balance	3,237.35	3,230.30		
(b) Additions during the year	10,636.51	56.25		
(c) Reductions during the year	261.70	49.20		
(d) Closing balance	13,612.16	3,237.35		
<b>(iv) Movement of provisions for NPAs</b>				
(a) Opening balance	1,635.34	1,013.27		
(b) Provisions made during the year	1,924.48	630.31		
(c) Write-off / write-back of excess provisions	43.56	8.24		
(d) Closing balance	3,516.26	1,635.34		

## CONSOLIDATED NOTES TO ACCOUNTS

### 32. Exposure Related Disclosures

#### 32.1 Exposure to Real Estate Sector

The Company has no exposure to real estate sector as at 31st March 2018 (Previous year Nil).

#### 32.2 Exposure to Capital Market

		(₹ in Crores)	
Particulars	As at 31.03.2018	As at 31.03.2017	
(i) Direct investment in equity shares, convertible bonds, convertible debentures and units of equity-oriented mutual funds the corpus of which is not exclusively invested in corporate debt;	579.37	520.85	
(ii) Advances against shares / bonds / debentures or other securities or on clean basis to individuals for investment in shares (including IPOs / ESOPs), convertible bonds, convertible debentures, and units of equity-oriented mutual funds;	-	-	
(iii) Advances for any other purposes where shares or convertible bonds or convertible debentures or units of equity oriented mutual funds are taken as primary security;	-	-	
(iv) Advances for any other purposes to the extent secured by the collateral security of shares or convertible bonds or convertible debentures or units of equity oriented mutual funds i.e. where the primary security other than shares / convertible bonds / convertible debentures / units of equity oriented mutual funds 'does not fully cover the advances;	-	-	
(v) Secured and unsecured advances to stockbrokers and guarantees issued on behalf of stockbrokers and market makers;	-	-	
(vi) Loans sanctioned to corporates against the security of shares / bonds / debentures or other securities or on clean basis for meeting promoter's contribution to the equity of new companies in anticipation of raising resources;	-	-	
(vii) Bridge loans to companies against expected equity flows/ issues;	-	-	
(viii) All exposures to Venture Capital Funds (both registered and unregistered)	6.15	6.15	
<b>Total Exposure to Capital Market</b>	<b>585.52</b>	<b>527.00</b>	

#### 32.3 Unsecured Advances against Intangible Assets

There are no such advances outstanding as at 31st March 2018 (Previous year Nil) for which intangible collaterals such as rights, licenses, authority, etc. are charged in favour of the Company in respect of projects financed by the Company.

### 33. Concentration of Advances, Exposures and NPAs

Particulars	As at 31.03.2018	As at 31.03.2017
<b>(i) Concentration of Advances</b>		
Total Advances to twenty largest borrowers (₹ in Crores)	136,285.52	111,916.90
Percentage of Advances to twenty largest borrowers to Total Advances of the Company	56.92%	55.42%
<b>(ii) Concentration of Exposures</b>		
Total Exposure to twenty largest borrowers (₹ in Crores)	236,006.27	197,327.07
Percentage of Exposures to twenty largest borrowers to Total Exposure of the Company on borrowers	59.25%	60.34%
<b>(iii) Concentration of NPAs</b>		
Total Outstanding to top four NPA Accounts (₹ in Crores)	8,558.91	3,444.72
Total Exposure to the above four NPA Accounts (₹ in Crores)	8,558.91	3,444.72



## CONSOLIDATED NOTES TO ACCOUNTS

34. The Company has not entered into any securitisation/ assignment transactions during the year ended 31st March 2018 (Previous year Nil). Further, no assets have been sold to securitisation/ reconstruction company for asset reconstruction. The Company has also not entered into any transaction of sale and purchase of non-performing financial assets.

### 35. Implementation of Govt. Schemes

#### 35.1 Pradhan Mantri Sahaj Bijli Har Ghar Yojana (SAUBHAGYA)

Government of India has launched a scheme "Pradhan Mantri Sahaj Bijli Har Ghar Yojana" - Saubhagya to achieve universal household electrification in the country. The scheme envisages to provide last mile connectivity and electricity connections to all remaining un-electrified households in rural areas and poor households in urban areas by 31st March 2019. The scheme has been launched with a total cost of ₹16,320 Crore including Gross Budgetary Support of ₹12,320 Crore from Govt. of India during the entire implementation period. REC has been nominated as the Nodal Agency responsible for operationalization of scheme in the entire country.

#### 35.2 Deen Dayal Upadhyaya Gram Jyoti Yojana (DDUGJY)

Government of India has launched Deen Dayal Upadhyaya Gram Jyoti Yojana (DDUGJY) with the following components:

- (i) Separation of agriculture and non-agriculture feeders facilitating judicious rostering of supply to agriculture & non-agriculture consumers in the rural areas;
- (ii) Strengthening and augmentation of sub-transmission & distribution infrastructure in rural areas, including metering of distribution transformers/feeders/consumers
- (iii) Rural electrification, as per CCEA approval dated 01.08.2013 for completion of the targets laid down under RGGVY for 12th and 13th Plans by carrying forward the approved outlay for RGGVY to DDUGJY.

The components at (i) and (ii) of the above scheme will have an estimated outlay of ₹43,033 crore including budgetary support of ₹33,453 crore from Government of India during the entire implementation period. The scheme of RGGVY as approved by CCEA for continuation in 12th and 13th plan will get subsumed in this scheme as a separate Rural Electrification (RE) component. REC has been nominated as nodal agency for operationalization of this scheme.

#### 35.3 National Electricity Fund (NEF)

The National Electricity Fund (NEF), an interest subsidy scheme, has become operational during the year 2012-13. The scheme has been introduced by Govt. of India to promote the capital investment in the distribution sector. The scheme shall provide interest subsidy linked with reform measures, on the loans taken by public and private distribution power utilities for various capital works under Distribution sector. NEF would provide interest subsidy aggregating upto ₹8,466 Crores (including interest subsidy to the borrowers, service charges to the nodal agency, payments to independent evaluators and other incidental expenses) spread over 14 years for loan disbursement against projects approved during 2012-13 and 2013-14. REC has been nominated as Nodal Agency for operationalisation of the NEF scheme in entire country.

#### 35.4 J&K Prime Minister's Development Plan (PMDP)

Government of Jammu & Kashmir, Power Development Department has appointed RECPDCL and RECTPCL as a Project Implementing Agency (PIA) for design, engineering, procurement, supply, erection, testing and commissioning of all the material and services works to be taken-up for execution of distribution work under PMDP in J&K state on nomination basis, as per actual cost to be discovered through competitive biddings.

#### 35.5 Urja Mitra and 11 kV Feeder Monitoring

Ministry of Power has initiated two schemes namely Urja Mitra and 11 kV Feeder Monitoring. Urja Mitra is an initiative which aims to provide information about power outage/cuts /breakdown/shutdown (both planned and unplanned) to the consumers. Feeder Monitoring scheme is to develop a Self-sustained independent web based system for automated 11 kV Rural Feeder Monitoring System through Data Logging of various essential parameters of all the Outgoing 11kV rural feeders from 66, 33/11 kV sub stations and make the information available online for various stake holders including public portal, on real time

## CONSOLIDATED NOTES TO ACCOUNTS

basis for power supply monitoring, alerts, meter data analysis, information dissemination and energy audit. RECTPCL has been appointed as nodal agency for the both the schemes.

36. In the opinion of the management, the current assets, loans and advances appearing in the balance sheet have a value equivalent to the amount stated therein if realized during the ordinary course of business and all known liabilities have been provided.

### 37. Disclosure under Micro, Small and Medium Enterprises Development Act, 2006:

Particulars	(₹ in Crores)	
	As at 31.03.2018	As at 31.03.2017
Principal amount remaining unpaid but due as at year end	1.83	0.30
Interest due thereon as at year end	0.14	0.06
Interest paid by the company in terms of Section 16 of MSME Development Act, 2006 along with the amount of the payment made to the supplier beyond the appointed day during the year.	-	-
Interest due and payable for the period of delay in making payment but without adding the interest specified under MSME Development Act, 2006.	-	-
Interest accrued and remaining unpaid as at year end.	0.14	0.06
Further interest remaining due and payable even in the succeeding years, until such date when the interest due as above are actually paid to the small enterprises.	-	-

### 38. Derivatives Related Disclosures

#### 38.1 Forward Rate Agreements/ Interest Rate Swaps

Particulars	(₹ in Crores)	
	As at 31.03.2018	As at 31.03.2017
(i) The notional principal of swap agreements	38,608.11	41,664.18
(ii) Losses which would be incurred if counterparties failed to fulfill their obligations under the agreements	690.38	628.07
(iii) Collateral required by the NBFC upon entering into swaps	Nil	Nil
(iv) Concentration of credit risk arising from the swaps	Refer Note Below	Refer Note Below
(v) The fair value of the swap book	372.62	273.61

Note : REC, being NBFC has entered into swap agreements with Category-I, Authorized Dealers Banks only, in accordance with the RBI guidelines. All the swap agreements entered into with banks are well with in the credit risk limit defined in the Board approved Risk Management Policy.

#### 38.2 The Company has not entered into any exchange traded Interest Rate (IR) derivatives.

#### 38.3 Disclosure on Risk Exposure in Derivatives

##### 38.3.1 Qualitative Disclosures

REC has Risk Management Policy duly approved by the Board. The policy covers the currency risk of the company. This policy provides the guiding parameters within which the Company can take decisions for managing the Currency Risk that it is exposed to on account of foreign currency loan. The purpose of the policy is to provide a framework to the Company for management of its foreign currency risk.

##### Risk Management Structure

An Asset Liability Management Committee (ALCO) is currently functioning under the chairmanship of CMD, Director (Finance), Director (Technical), Executive Directors and General Managers from Finance and Operating Divisions as its members. ALCO monitors Foreign currency risk with exchange rate and interest rate managed through various derivative instruments.

## CONSOLIDATED NOTES TO ACCOUNTS

Derivative transactions include forwards, interest rate swaps, cross currency swaps and currency and cross currency options to hedge assets and liabilities. These derivative transactions are done for hedging purpose and not for trading or speculative purpose.

### Type of Risks Involved

- (i) **Credit Risk** - Credit risk is the risk of loss due to counterparty's failure to perform on an obligation to the Company.
- (ii) **Market Risk** - Market risk is the risk of loss due to adverse changes in the market value (the price) of an instrument or portfolio of instruments. Such exposures occurs with respect to derivative instruments when changes occur in market factors such as underlying interest rates, exchange rates etc or in the volatility of these factors.
- (iii) **Liquidity Risk** - Liquidity risk is the risk of loss due to failure of the institution to meet its funding requirements or execute a transaction at a reasonable price. This may be market liquidity risk or funding liquidity risk.
- (iv) **Operational Risk** - Operational risk is the risk of loss occurring as a result of inadequate system and control, deficiencies in information system, human error or a management failure. Derivative activities can pose challenging operational risk issue because of complexity of certain products and their continual evolution.
- (v) **Legal Risk** - Legal risk is the risk of loss arising from contracts which are not legally enforceable or documented correctly.
- (vi) **Regulatory Risk** - Regulatory risk is the risk of loss arising from failure to comply with regulatory or legal requirements.

### 38.3.2 Quantitative Disclosures

(₹ in Crores)

Particulars	Currency Derivatives *		Interest Rate Derivatives **	
	As at 31.03.18	As at 31.03.17	As at 31.03.18	As at 31.03.17
(i) Derivatives (Notional Principal Amount)				
For hedging	18,162.11	18,482.32	20,446.00	23,181.86
(ii) Marked to Market Positions				
a) Asset (+)	453.61	370.75	236.76	257.32
b) Liability (-)	232.67	289.24	85.08	65.22
(iii) Credit Exposure	18,162.11	18,482.32	20,446.00	23,181.86
(iv) Unhedged Exposures	11,810.92	2,701.67	N.A.	N.A.

\* Includes Full Hedge, Principal only Swap and Call Spread.

\*\* Includes Interest Rate Derivatives as a strategy of cost reduction

### 39. Related Party Disclosures :

#### (1) Key Managerial Personnel

Dr. P.V. Ramesh	Chairman & Managing Director
Sh. Ajeet Kumar Agarwal	Director (Finance)
Sh. Sanjeev Kumar Gupta	Director (Technical)
Sh. J.S. Amitabh	GM & Company Secretary

#### 2. Wholly owned Subsidiaries of REC Transmission Projects Company Limited

**Dinchang Transmission Limited** - Incorporated on 02.12.2015

**Ghatampur Transmission Limited** - Incorporated on 02.12.2016

**ERSS XXI Transmission Limited** - Incorporated on 11.01.2017 and transferred to M/s Powergrid Corporation of India Limited (PGCIL) on 12.01.2018, substantially upon the terms and conditions as detailed in the Share Purchase Agreement executed between RECTPCL, ERSS XXI Transmission Limited and PGCIL.

## CONSOLIDATED NOTES TO ACCOUNTS

**WR-NR Power Transmission Limited** - Incorporated on 12.01.2017 and transferred to M/s Powergrid Corporation of India Limited (PGCIL) on 27.03.2018, substantially upon the terms and conditions as detailed in the Share Purchase Agreement executed between RECTPCL, WR-NR Power Transmission Limited and PGCIL.

**Chandil Transmission Limited** - Incorporated on 14th March, 2018

**Koderma Transmission Limited** - Incorporated on 19th March, 2018

**Dumka Transmission Limited** - Incorporated on 23rd March, 2018

**Mandar Transmission Limited** - Incorporated on 26th March, 2018

In view of Ministry of Power's Office Memorandum dated 30th August, 2017 and to have better operational efficiency and to reap the benefits of higher capital base & pooled resources, it was decided to merge two unlisted wholly owned subsidiary companies of Rural Electrification Corporation Limited i.e. REC Power Distribution Company Limited (RECPDCL) and REC Transmission Projects Company Limited (RECTPCL) into one single entity.

Accordingly, as per provisions of the Companies Act, 2013 and Rules made thereunder, after the approval of Board of Directors, shareholders, creditors of respective companies and approval of Holding company i.e. REC, an application has been filed with the Ministry of Corporate Affairs (MCA) on 27th March, 2018 for sanction of Scheme of Arrangement for amalgamation of RECTPCL (Transferor Company) with RECPDCL (Transferee Company) and approval of the same is awaited.

Details of amount due from/ to the related parties :

Particulars	(₹ in Crores)	
	As at 31.03.2018	As at 31.03.2017
<b>Long-term Debt</b>		
Key Managerial Personnel	0.10	0.10
<b>Loans &amp; Advances</b>		
Key Managerial Personnel	0.53	0.50

Details of Transactions with the related parties :

Particulars	(₹ in Crores)	
	As at 31.03.2018	As at 31.03.2017
<b>Long Term Debt - Amount Invested</b>		
Key Managerial Personnel	-	-
<b>Loans &amp; Advances</b>		
Key Managerial Personnel	0.20	0.06
<b>Interest Income - Loans &amp; Advances</b>		
Key Managerial Personnel	0.02	0.03
<b>Finance Cost</b>		
Interest Paid to Key Managerial Personnel	0.01	0.01
<b>Employee Benefits Expense - Managerial Remuneration</b>	2.04	2.09

#### 40. Disclosures for Employee Benefits as required under AS 15:

##### (1) Defined Contribution Plans

###### A. Provident Fund

Company pays fixed contribution of Provident Fund at pre-determined rates to a separate trust registered under The Provident Fund Act, 1925 which invests the funds in permitted securities. The trust fixes the rate of interest on contribution to the members of the fund based upon the returns earned on investments during the year. Since the Act does not prescribe the minimum interest to be paid to the members of the fund, it is considered as Defined Contribution Plan as per the provisions of AS 15.

In case of RECPDCL & EESL, there is no separate trust and the Company makes Provident Fund Contributions to defined contribution plans.

## CONSOLIDATED NOTES TO ACCOUNTS

### B. Defined Contribution Superannuation Scheme

The Company pays fixed contribution towards superannuation scheme at pre-determined rates to NPS Trust/ separate trust which invests the funds with the Insurers. The Insurers fix the rate of interest on the balance standing to the credit of the accounts of the members of the trust. When the pension becomes payable to the member, the Insurers shall appropriate the member's accumulation towards various annuities, as opted for by the member.

**Amount recognised as expenses towards defined contribution plans:**

Particulars	(₹ in Crores)	
	For the year ended 31.03.2018	For the year ended 31.03.2017
(i) Provident Fund	8.75	8.05
(ii) Defined Contribution Superannuation Scheme	5.91	5.46
<b>Total</b>	<b>14.66</b>	<b>13.51</b>

### (2) Defined Benefit Plans - Post-Employment Benefits

#### A. Gratuity

The Company has a defined benefit gratuity plan. Every employee is entitled to gratuity as per the provisions of the Payment of Gratuity Act, 1972. The scheme is funded by the Company and is managed by separate trust. The liability of Gratuity is recognized on the basis of actuarial valuation.

In case of EESL, there is no separate trust and the liability for gratuity is provided for in the books of accounts as per the provisions of the Payment of Gratuity Act, 1972 and is recognized on the basis of actuarial valuation.

#### B. Post Retirement Medical Facility (PRMF)

The Company has Post Retirement Medical Facility under which the entitled retired employees (including his/her spouse) are covered as per Company Rules. The expenditure is recognized in the Statement of Profit & Loss on the basis of actuarial valuation.

#### C. Other Defined Retirement Benefit (ODRB)

The Company has a scheme for settlement of the employee and their dependents at the time of superannuation at home town. The expenditure is recognized in the Statement of Profit & Loss on the basis of actuarial valuation.

The summarized position of various defined benefits recognized in the Statement of Profit & Loss, Balance Sheet and the funded status is as under:

**Expense recognised in Statement of Profit & Loss:**

Particulars	(₹ in Crores)					
	Gratuity		PRMF		ODRB	
	31.03.2018	31.03.2017	31.03.2018	31.03.2017	31.03.2018	31.03.2017
Current Service Cost	2.30	2.25	1.96	1.63	0.06	0.06
Interest Cost	3.81	3.00	7.29	6.93	0.10	0.10
Expected Return on Plan Assets	2.93	2.97	0.00	0.00	0.00	0.00
Actuarial (Gain)/ Loss	(0.10)	11.42	6.45	8.65	(0.07)	(0.02)
Expense recognized*	<b>3.08</b>	13.70	<b>15.70</b>	17.21	<b>0.09</b>	0.14

\* Includes amount of ₹0.24 crores (Previous Year ₹0.11 crores) in respect of EESL

## CONSOLIDATED NOTES TO ACCOUNTS

### Amounts recognised in Balance Sheet:

(Amounts below in 'Gratuity' columns denotes respective amounts in the Balance Sheet of gratuity trust)

(₹ in Crores)

Particulars	Gratuity		PRMF		ODRB	
	31.03.2018	31.03.2017	31.03.2018	31.03.2017	31.03.2018	31.03.2017
Present value of obligation as at the end of the year	53.04	50.80	105.19	97.15	1.24	1.27
Fair value of Plan Assets as at the end of the year	48.66	35.69	-	-	-	-
Net Assets/ (Liability) recognized*	(3.48)	(14.73)	(105.19)	(97.15)	(1.24)	(1.27)

\* Includes amount of ₹0.45 crores (Previous Year ₹0.19 crores) in respect of EESL

### Changes in the Present value of defined benefit/ Obligation:

(₹ in Crores)

Particulars	Gratuity		PRMF		ODRB	
	31.03.2018	31.03.2017	31.03.2018	31.03.2017	31.03.2018	31.03.2017
Present value of obligation as at the beginning of the year	50.81	37.43	97.15	86.62	1.27	1.22
Acquisition Adjustment	0.04	0.00	0.00	0.00	0.00	0.00
Interest Cost	3.81	3.00	7.29	6.93	0.10	0.10
Past Service Cost	0.00	0.00	0.00	0.00	0.00	0.00
Current Service Cost	2.30	2.25	1.96	1.63	0.06	0.06
Benefit Paid	(3.84)	(3.30)	(7.66)	(6.68)	(0.12)	(0.09)
Actuarial (Gain)/ Loss on obligation	(0.08)	11.42	6.45	8.65	(0.07)	(0.02)
Present Value of defined benefit obligation at the end of the year*	53.04	50.80	105.19	97.15	1.24	1.27

\* Includes amount of ₹0.45 crores (Previous Year ₹0.19 crores) in respect of EESL

### Changes in the Fair Value of Plan Assets:

(Amounts below in 'Gratuity' columns denotes respective amounts for the gratuity trust)

(₹ in Crores)

Particulars	Gratuity		PRMF		ODRB	
	31.03.2018	31.03.2017	31.03.2018	31.03.2017	31.03.2018	31.03.2017
Fair value of Plan Assets as at the beginning of the year	35.69	35.48	-	-	-	-
Return on Plan Assets	2.93	2.97	-	-	-	-
Contributions	13.83	0.53	-	-	-	-
Benefit Paid	(3.81)	(3.29)	-	-	-	-
Actuarial Gain/ (Loss) on Plan Assets	0.02	-	-	-	-	-
Fair value of Plan Assets as at the end of the year	48.66	35.69	-	-	-	-

## CONSOLIDATED NOTES TO ACCOUNTS

### Funded Status and Experience adjustments for liability towards Gratuity:

(₹ in Crores)

Particulars	31.03.2018	31.03.2017	31.03.2016	31.03.2015	31.03.2014
Present value of obligation at year end	53.04	50.80	37.34	38.16	38.07
Fair value of Plan Assets at year end	48.66	35.69	35.48	36.25	35.94
Funded Status	(4.38)	(15.11)	(1.86)	(1.91)	(2.13)
<b>Experience adjustment;</b>					
<b>Gain/(Loss):</b>					
Experience adjustment on plan liabilities	0.32	(10.26)	1.51	1.17	0.68
Experience adjustment on plan assets	0.02	-	(0.23)	(0.40)	(0.30)

### The effect of an increase/ decrease of one percent point in inflation rate on PRMF:

(₹ in Crores)

Particulars	1% (+)		1% (-)	
	31.03.2018	31.03.2017	31.03.2018	31.03.2017
Service & Interest Cost	1.48	0.84	(0.99)	(1.34)
PBO (Closing)	13.49	12.14	(10.96)	(9.86)

### Actuarial Assumptions:

Particulars	Gratuity		PRMF		ODRB	
	31.03.2018	31.03.2017	31.03.2018	31.03.2017	31.03.2018	31.03.2017
Method Used	Projected Unit Credit (PUC)	Projected Unit Credit (PUC)	Projected Unit Credit (PUC)	Projected Unit Credit (PUC)	Projected Unit Credit (PUC)	Projected Unit Credit (PUC)
Discount Rate*	7.60%	7.50%	7.60%	7.50%	7.60%	7.50%
Expected Rate of Return on Plan Assets	8.00%	8.20%	-	-	-	-
Future Salary Increase	6.50%	6.00%	6.50%	6.00%	6.50%	6.00%

\* In case of EESL, discount rate has been assumed to be 7.80%.

- The Expected Rate of Return on Assets is the assumed rate of return (annualised).
- The Principle assumptions are the discount rate and salary growth rate. The discount rate is generally based on the market yields available on govt. bonds at the reporting date with a term that matches the liabilities and the salary growth rate takes account of inflation, seniority, promotions and other relevant factors as long term basis. The above information is certified by the Actuary.

#### 41. Status of Documentation Subsequent to Unbundling of SEBs

Some of the erstwhile State Electricity Boards (SEBs) against whom loans were outstanding or on whose behalf guarantees were given, were restructured by the respective State Governments and new entities were formed in the past. Consequently, the liabilities of the erstwhile SEBs stand transferred to new entities. However, transfer agreements in the case of Chhattisgarh State Electricity Board (CSEB) are yet to be executed amongst the Company, new entity and the State Government.

Agreements in case of erstwhile Tamil Nadu State Electricity Board (TNEB) have been executed based on the provisional provisions of the Tamil Nadu Electricity (Re-organisation and Reforms) Transfer Scheme, 2010. However further transfer agreements in this regard shall be executed, once finalized based on the discussion with the Tamilnadu utilities.

#### Status of Documentation Subsequent to Reorganisation of the State of Andhra Pradesh

Subsequent to the reorganisation of erstwhile State of Andhra Pradesh, the state of Telangana has been formed on 2 June 2014. However, the assets and liabilities are yet to be transferred to the respective power utilities through a formal Gazette Notification.



## CONSOLIDATED NOTES TO ACCOUNTS

### Status of Documentation is as under:

- (i) Where ever the loans have been sanctioned to erstwhile APCPDCL, APNPDCL and APGENCO prior to bifurcation and documentation has not been done, these schemes have been re-sanctioned in the name of newly formed utilities and documentation formalities completed and accordingly the charge has been registered with the Ministry of Corporate Affairs (MCA).
  - (ii) Where ever the loans sanctioned in the name of erstwhile APCPDCL, APNPDCL prior to bifurcation and documentation formalities completed and drawls have been made, in these schemes an undertaking has been obtained from the name changed / newly formed utility and disbursements have been made to the newly formed utility by changing the name of the borrower in the name of new / name changed utility.
  - (iii) Where ever the Loan is sanctioned in the name of erstwhile APCPDCL, APNPDCL prior to bifurcation and documentation formalities completed with Government Guarantee and drawls have been made, further documentation for these schemes shall be done on Gazette Notification.
  - (iv) Once the final transfer scheme is notified through Gazette Notification by Govt, duly indicating the transfer of assets and liabilities among the power utilities, action for execution of documentation formalities will be taken up in respect of all the outstanding loans with the new / name changed utilities. Till that time, the demand for payment of interest / principal is being segregated by the Utilities and the respective portions are being paid by Utilities in Telangana and Andhra Pradesh.
42. The Ministry of Power launched a scheme 'Ujwal DISCOM Assurance Yojana' (UDAY) for achieving financial turnaround of the DISCOMs which are reeling under burden of heavy debt and losses. As per the OM dated 20 November 2015 issued by MoP on the UDAY scheme, States shall take over 75% of the DISCOM debt as on 30th September 2015 over 2 years. The DISCOMs of Punjab, Uttar Pradesh, Chhattisgarh, Rajasthan, Haryana, Bihar, Tamil Nadu, Madhya Pradesh, Telangana, Himachal Pradesh and Andhra Pradesh have pre-paid their outstanding loan amounting to ₹42,700 Crores till date under the scheme.
43. The Company's main business is to provide finance to power sector. Accordingly, the Company does not have more than one segment eligible for reporting in terms of Accounting Standard-17.

### 44. Capital to Risk-weighted Assets Ratio (CRAR)

Being an Infrastructure Finance Company (IFC), REC is required to maintain a Capital to Risk Weighted Assets Ratio (CRAR) of 15% (with a minimum Tier I Capital of 10%).

Particulars	As at / For the year ended 31.03.2018	As at / For the year ended 31.03.2017
(i) CRAR (%)	19.39%	21.18%
(ii) CRAR - Tier I Capital (%)	16.84%	18.43%
(iii) CRAR - Tier II Capital (%)	2.55%	2.75%
(iv) Amount of subordinated debt raised as Tier-II capital (₹ in crore)	-	-
(v) Amount raised by issue of Perpetual Debt Instruments (₹ in crore)	-	-

### 45. Asset Liability Management - Maturity pattern of certain items of Assets and Liabilities :

(₹ in Crores)

As at 31.03.2018	Advances	Investments	Borrowings		Foreign Currency Items	
			Domestic Borrowings	Foreign Currency Borrowings	Assets	Liabilities (Other than Borrowings)
Upto 30/31 days	1,424	12	312	976	-	-
Over 1 month upto 2 months	1,693	-	428	-	-	-
Over 2 months upto 3 months	3,626	-	973	110	-	-
Over 3 month & upto 6 months	8,007	-	9,646	1,698	-	-
Over 6 months & upto 1 year	12,296	172	16,658	7,257	-	-
Over 1 year & upto 3 years	49,686	94	61,359	11,140	-	-
Over 3 years & upto 5 years	45,866	-	32,876	3,698	-	-
Over 5 years	113,335	2,303	47,269	5,095	-	-
<b>Total</b>	<b>235,933</b>	<b>2,581</b>	<b>169,520</b>	<b>29,973</b>	-	-



## CONSOLIDATED NOTES TO ACCOUNTS

(₹ in Crores)

As at 31.03.2017	Advances	Investments	Borrowings		Foreign Currency Items	
			Domestic Borrowings	Foreign Currency Borrowings	Assets	Liabilities (Other than Borrowings)
Upto 30/31 days	1,117	-	403	1,103	-	-
Over 1 month upto 2 months	3,160	-	366	-	-	-
Over 2 months upto 3 months	2,363	-	326	89	-	-
Over 3 month & upto 6 months	5,405	-	9,854	102	-	-
Over 6 months & upto 1 year	9,573	184	5,772	157	-	-
Over 1 year & upto 3 years	38,153	189	46,646	13,161	-	-
Over 3 years & upto 5 years	36,044	-	33,475	6,325	-	-
Over 5 years	104,478	2,244	49,826	248	-	-
<b>Total</b>	<b>200,293</b>	<b>2,617</b>	<b>146,667</b>	<b>21,184</b>	-	-

### 46. Disclosures in respect of Entities Consolidated as required under Schedule III to the Companies Act, 2013 (after adjustment of intergroup transactions):

(₹ in Crores)

S I. Name of the Entity No.	Net Assets i.e. Total Assets minus Total Liabilities		Share in Profit or Loss	
	As % of Consolidated Net Assets	Amount (₹ in Crores)	As % of Consolidated Profit or Loss	Amount (₹ in Crores)
<b>(1) Parent</b>				
Rural Electrification Corporation Limited	98.74%	35,419.04	98.62%	4,624.96
<b>(2) Subsidiaries - Indian</b>				
1. REC Power Distribution Company Limited	0.46%	166.23	0.53%	24.71
2. REC Transmission Projects Company Limited	0.32%	115.25	0.65%	30.59
<b>(3) Joint Venture - Indian</b>				
1. Energy Efficiency Services Limited	0.48%	171.78	0.20%	9.20
<b>Total</b>	<b>100.00%</b>	<b>35,872.30</b>	<b>100.00%</b>	<b>4,689.46</b>

### 47. Disclosures in respect of different accounting policies of Group Companies

- (i) RECPDCL has adopted different useful life for certain fixed assets item- camera, gps, other hand held wireless devices, mobile/tablet, furniture & fixtures and intangible assets from that of Rural Electrification Corporation Limited, the impact of which is immaterial.
- (ii) In case of Energy Efficiency Services Limited (EESL), depreciation on cell phone, ESCO Projects and residential assets are provided at different rates from that of Rural Electrification Corporation Limited. The total amount of gross block and depreciation charged during the year on these assets pertaining to the Company's share in the Joint Venture, EESL considered in the Consolidated Financial Statements for the year 2017-18 are ₹405.93 crores (Previous Year ₹275.94 crores) and ₹62 crores (Previous Year ₹50.62 crores) respectively.
- (iii) In case of EESL, a Joint Venture of the Company, the exchange differences arising on reporting of long-term foreign currency monetary items
  - (a) on account of a depreciable asset, is recognized by adjusting the cost of the depreciable asset and depreciated over the balance life of the asset.
  - (b) in other cases, is recognized as income or expense in the statement of profit and loss.

48. There are no Off-Balance Sheet SPVs sponsored by the Company, which need to be consolidated as per accounting norms.
49. No penalties have been levied on the Company by any regulator during the year ended 31st March 2018 (Previous year Nil).
50. No complaints have been received by the Company from the borrowers under the Fair Practices Code during the year ended 31st March 2018 (Previous year Nil).
51. Previous year figures have been reclassified/ regrouped to conform to the current classification.
52. Figures in Rupees have been rounded off to the nearest crores with two decimals, unless expressly stated.

The Significant Accounting Policies and Notes to Accounts 1 to 52 are an integral part of the Consolidated Financial Statements.

For and on behalf of the Board

**J.S. Amitabh**  
GM & Company Secretary

**Ajeet Kumar Agarwal**  
Director (Finance)  
DIN - 02231613

**P.V. Ramesh**  
Chairman and Managing Director  
DIN - 02836069

In terms of our Report of even date

**For G.S. Mathur & Co.**  
Chartered Accountants  
Firm Reg. No.: 008744N

**For A.R. & Co.**  
Chartered Accountants  
Firm Reg. No.: 002744C

Place: New Delhi  
Date: 28th May 2018

**S.C. Choudhary**  
Partner  
M.No. : 082023

**Priyanshu Jain**  
Partner  
M.No. : 530262

## **INDEPENDENT AUDITORS' REPORT**

**To,  
The Members,  
Rural Electrification Corporation Limited  
New Delhi**

The Revised Report is issued in supersession of our earlier Audit Report dated 30 May 2017, at the instance of the Comptroller & Auditor General (C&AG) of India in order to make it more clarificatory, particularly in respect of the reporting requirements of the Clause (i) of sub-section 3 of the Section 143 of the Companies Act 2013 pertaining to reporting on Internal Financial Controls. Further, we confirm that there is no change in the true & fair view of the financial statements as expressed in earlier report and also none of the figures have undergone any change in the financial statements of the Company as at 31 March 2017.

### **Report on the Consolidated Financial Statements**

We have audited the accompanying consolidated financial statements of Rural Electrification Corporation Limited (hereinafter referred to as "the Holding Company") and its subsidiaries (the Holding Company and its subsidiaries together referred to as "the Group") and its jointly controlled entity, comprising of the Consolidated Balance Sheet as at 31st March, 2017, the Consolidated Statement of Profit and Loss, the Consolidated Cash Flow Statement for the year then ended, and a summary of the significant accounting policies and other explanatory information (hereinafter referred to as "the Consolidated Financial Statements").

### **Management's Responsibility for the Consolidated Financial Statements**

The Holding Company's Board of Directors is responsible for the matters stated in Section 134(5) of the Companies Act, 2013 ("the Act") with respect to the preparation and presentation of these consolidated financial statements that give a true and fair view of the consolidated financial position, consolidated financial performance and consolidated cash flows of the Group including its Jointly controlled entity in accordance with the accounting principles generally accepted in India, including the Accounting Standards specified under Section 133 of the Act, read with Rule 7 of the Companies (Accounts) Rules, 2014 and MCA General Circular No. 15/2013 dated 13<sup>th</sup> September, 2013. This responsibility also includes maintenance of adequate accounting records in accordance with the provisions of the Act for safe guarding the assets of the Group & its jointly controlled entity and for preventing and detecting frauds and other irregularities; selection and application of appropriate accounting policies; making judgments and estimates that are reasonable and prudent; and design, implementation and maintenance of adequate internal financial controls, that were operating effectively for ensuring the accuracy and completeness of the accounting records, relevant to the preparation and presentation of the consolidated financial statements that give a true and fair view and are free from material misstatement, whether due to fraud or error, which have been used for the purpose of presentation of the Consolidated Financial Statements by the Directors of the Holding Company, as aforesaid.

### **Auditor's Responsibility**

Our responsibility is to express an opinion on these Consolidated Financial Statements based on our audit. While conducting an audit, we have taken into account the provisions of the Act, the accounting and auditing standards and matters which are required to be included in the audit report under the provisions of the Act and the Rules made thereunder.

We conducted our audit in accordance with the Standards on Auditing specified under Section 143(10) of the Act. Those Standards require that we comply with ethical requirements and plan and perform the audit to obtain reasonable assurance about whether the Consolidated Financial Statements are free from material misstatement.

An audit involves performing procedures to obtain audit evidence about the amounts and the disclosures in the Consolidated Financial Statements. The procedures selected depend on the auditor's judgment, including the assessment of the risks of material misstatement of the Consolidated Financial Statements, whether due to fraud or error. In making those risk assessments, the auditor considers internal financial control relevant to the holding Company's preparation of the consolidated financial statements that give a true and fair view in order to design audit procedures that are appropriate in the circumstances. An audit also includes evaluating the appropriateness of the accounting policies used and the reasonableness of the accounting estimates made by the holding Company's Directors, as well as evaluating the overall presentation of the Consolidated Financial Statements.

We believe that the audit evidence obtained by us and the audit evidence obtained by the other auditors in terms of their report referred to in sub-paragraph (a) of the "Other Matters" below, is sufficient and appropriate to provide a basis for our audit opinion on the Consolidated Financial Statements.

### **Opinion**

In our opinion and to the best of our information and according to the explanations given to us, the aforesaid consolidated financial statements give the information required by the Act in the manner so required and give a true and fair view in conformity with the accounting principles generally accepted in India, of the consolidated state of affairs of the Group and its jointly controlled entity as at 31<sup>st</sup> March, 2017, and their consolidated profit and their consolidated cash flows for the year ended on that date.

## Other Matters

- (a) We did not audit the financial statements of two subsidiaries whose financial statements reflect total assets of ₹ 391.65 crores as at 31 March 2017 (Previous year ₹ 347.67 crores), total revenues of ₹ 243.96 crores (Previous year ₹ 195.69 crores) and net cash flows amounting to ₹ -9.21 crores (Previous year ₹ -8.70 crores) for the year ended on 31 March, 2017, as considered in the Consolidated Financial Statements. The Consolidated Financial Statements also include the subsidiaries' share of net profit after tax of ₹ 74.78 crores (Previous Year ₹ 64.98 crores) as considered in the Consolidated Financial Statements. These financial statements have been audited by other auditors whose reports have been furnished to us by the Management and our opinion on the consolidated financial statements, in so far as it relates to the amounts and disclosures included in respect of these subsidiaries, and our report in terms of sub-sections (3) of Section 143 of the Act, in so far as it relates to the aforesaid subsidiaries, is based solely on the reports of the other auditors.
- (b) We did not audit the financial statements of one jointly controlled entity, whose financial statements reflect total assets of ₹ 838.77 crores (Previous year ₹ 427.98 crores) as at 31 March 2017, total revenues of ₹ 408.83 crores (Previous year ₹ 205.87 crores) and net cash flows amounting to ₹ 6.11 crores (Previous year ₹ 60.51 crores) for the year ended on 31 March, 2017, as considered in the Consolidated Financial Statements. The Consolidated Financial Statements also include the jointly controlled entity's share of net profit after tax of ₹ 15.72 crores (Previous Year ₹ 9.47 crores) as considered in the Consolidated Financial Statements. These financial statements are unaudited and have been furnished to us by the Management and our opinion on the consolidated financial statements, in so far as it relates to the amounts and disclosures included in respect of the jointly controlled entity, and our report in terms of sub-sections (3) of Section 143 of the Act in so far as it relates to the aforesaid jointly controlled entity, is based solely on such unaudited financial statements/ financial information. In our opinion and according to the information and explanations given to us by the Management, these financial statements are not material to the Group & its jointly controlled entity.
- Our opinion on the consolidated financial statements, and our report on Other Legal and Regulatory Requirements below, is not modified in respect of the above matters with respect to our reliance on the work done and the reports of the other auditors and the financial statements certified by the Management.

## Report on Other Legal and Regulatory Requirements

1. As required by Section 143(3) of the Act, we report that:
- (a) We have sought and obtained all the information and explanations which to the best of our knowledge and belief were necessary for the purposes of our audit of the aforesaid Consolidated Financial Statements.
- (b) In our opinion, proper books of account as required by law relating to preparation of the aforesaid Consolidated Financial Statements have been kept so far as it appears from our examination of those books and the reports of the other auditors.
- (c) The Consolidated Balance Sheet, the Consolidated Statement of Profit and Loss, and the Consolidated Cash Flow Statement dealt with by this Report are in agreement with the relevant books of account maintained for the purpose of preparation of the Consolidated Financial Statements.
- (d) In our opinion, the aforesaid Consolidated Financial Statements comply with the Accounting Standards specified under Section 133 of the Act, read with Rule 7 of the Companies (Accounts) Rules, 2014 and MCA General Circular No. 15/2013 dated 13th September, 2013.
- (e) Vide Notification No. G.S.R. 463(E) dated 5th June, 2015 issued by Ministry of Corporate Affairs, Government Companies have been exempted from applicability of the provisions of Section 164(2) of the Companies Act, 2013.
- (f) With respect to the adequacy of the internal financial controls over financial reporting of the Group and Jointly controlled entity and the operating effectiveness of such controls, refer to our separate report in "Annexure-A"; and
- (g) With respect to the other matters to be included in the Auditor's Report in accordance with Rule 11 of the Companies (Audit and Auditors) Rules, 2014, in our opinion and to the best of our information and according to the explanations given to us and based on the consideration of report of the other auditors on separate financial statements as also the other financial information of the subsidiaries and joint ventures:
- i) The Consolidated Financial Statements disclose the impact of pending litigations on the consolidated financial position of the Group and its jointly controlled entity- Refer Note 30.1 to the consolidated financial statements;
- ii) The Group and its jointly controlled entity does not have any such long-term contracts including derivative contracts for which there are any material foreseeable losses;

- iii) There has been no delay in transferring amounts, required to be transferred, to the Investor Education and Protection Fund by the Holding Company and its subsidiary companies and its jointly controlled entity incorporated in India.
- iv) The company has provided requisite disclosures in the consolidated financial statements as to holdings as well as dealings in specified bank notes during the period from 8th November, 2016 to 30th December, 2016. Based on audit procedures and we have relied other auditor report for subsidiary and management representation for joint venture. We report that the disclosures are in accordance with books of account maintained by the management. Refer Note 17.1 to the consolidated financial statements.

**For Raj Har Gopal & Co.**  
Chartered Accountants  
Firm Regn. No. 002074N

**For A.R & Co.**  
Chartered Accountants  
Firm Regn. No. 002744C

**(Shrey Gupta)**  
Partner  
M. No. 522315

**(Anil Gaur)**  
Partner  
M. No. 017546

Place : New Delhi

Date : 17<sup>th</sup> July 2017

# **ANNEXURE-A TO THE INDEPENDENT AUDITOR'S REPORT OF EVEN DATE ON THE CONSOLIDATED FINANCIAL STATEMENTS OF RURAL ELECTRIFICATION CORPORATION LIMITED**

## **Report on the Internal Financial Controls under Clause (i) of Sub-section 3 of Section 143 of the Companies Act, 2013 ("the Act")**

In conjunction with our audit of the consolidated financial statements of the Company as of and for the year ended March 31, 2017, we have audited the internal financial controls over financial reporting of Rural Electrification Corporation Limited (hereinafter referred to as "the Holding Company") and its subsidiary companies and jointly controlled entity, which are companies incorporated in India, as of that date.

### **Management's Responsibility for Internal Financial Controls**

The respective Board of Directors of the Holding company, its subsidiary companies, its Jointly controlled entity, which are companies incorporated in India, are responsible for establishing and maintaining internal financial controls based on the internal control over financial reporting criteria established by the Group and its jointly controlled entity considering the essential components of internal control stated in the Guidance Note on Audit of Internal Financial Controls Over Financial Reporting issued by the Institute of Chartered Accountants of India (ICAI)". These responsibilities include the design, implementation and maintenance of adequate internal financial controls that were operating effectively for ensuring the orderly and efficient conduct of its business, including adherence to the respective Company's policies, the safeguarding of its assets, the prevention and detection of frauds and errors, the accuracy and completeness of the accounting records, and the timely preparation of reliable financial information, as required under the Companies Act, 2013.

### **Auditor's Responsibility**

Our responsibility is to express an opinion on the internal financial controls over financial reporting of the Group and its jointly controlled entity based on our audit. We conducted our audit in accordance with the Guidance Note on Audit of Internal Financial Controls Over Financial Reporting (the "Guidance Note") issued by the ICAI and the Standards on Auditing, issued by ICAI and deemed to be prescribed under section 143(10) of the Companies Act, 2013, to the extent applicable to an audit of internal financial controls, both issued by the Institute of Chartered Accountants of India. Those Standards and the Guidance Note require that we comply with ethical requirements and plan and perform the audit to obtain reasonable assurance about whether adequate internal financial controls over financial reporting was established and maintained and if such controls operated effectively in all material respects. Our audit involves performing procedures to obtain audit evidence about the adequacy of the internal financial controls system over financial reporting and their operating effectiveness. Our audit of internal financial controls over financial reporting included obtaining an understanding of internal financial controls over financial reporting, assessing the risk that a material weakness exists, and testing and evaluating the design and operating effectiveness of internal control based on the assessed risk. The procedures selected depend on the auditor's judgment, including the assessment of the risks of material misstatement of the financial statements, whether due to fraud or error.

We believe that the audit evidence we have obtained and the audit evidence obtained by the other auditors in terms of their reports referred to in the Other Matters paragraph below, is sufficient and appropriate to provide a basis for our audit opinion on the Company's internal financial controls system over financial reporting.

### **Meaning of Internal Financial Controls over Financial Reporting**

A Group and its jointly controlled entity's internal financial control over financial reporting is a process designed to provide reasonable assurance regarding the reliability of financial reporting and the preparation of financial statements for external purposes in accordance with generally accepted accounting principles. A Group and its jointly controlled entity's internal financial control over financial reporting includes those policies and procedures that:

- (1) pertain to the maintenance of records that, in reasonable detail, accurately and fairly reflect the transactions and dispositions of the assets of the Group and its jointly controlled entity;
- (2) provide reasonable assurance that transactions are recorded as necessary to permit preparation of financial statements in accordance with generally accepted accounting principles, and that receipts and expenditures of the company are being made only in accordance with authorizations of management and directors of the Group and its jointly controlled entity; and
- (3) provide reasonable assurance regarding prevention or timely detection of unauthorized acquisition, use, or disposition of the Group and its jointly controlled entity's assets that could have a material effect on the financial statements.

### **Inherent Limitations of Internal Financial Controls over Financial Reporting**

Because of the inherent limitations of internal financial controls over financial reporting, including the possibility of collusion or improper management override of controls, material misstatements due to error or fraud may occur and not be detected. Also, projections of any evaluation of the internal financial controls over financial reporting to future periods are subject to the risk that the internal financial control over financial reporting may become inadequate because of changes in conditions, or that the degree of compliance with the policies or procedures may deteriorate.

## Opinion

In our opinion, the Group and its jointly controlled entity has, in all material aspects, an adequate internal financial controls system except (i) improvement in ERP system relating to classification of loans & advances as secured or unsecured, determination of non-performing assets in the ERP system, shift in the moratorium period due to structuring/restructuring, revalidation of the sanctions of loans and recording of non-entertaining/rejection/disposal of applications of the loans, (ii) strengthening of procedures for monitoring of utilization of funds disbursed to the borrowers, (iii) procedure for processing of the claims of travel agent, over financial reporting and such internal financial controls over financial reporting were operating effectively as of March 31, 2017, based on the internal control over financial reporting criteria established by the Group and its jointly controlled entity considering the essential components of internal control stated in the Guidance Note on Audit of Internal Financial Controls over Financial Reporting issued by the Institute of Chartered Accountants of India.

We have considered the areas of improvement identified which needs further strengthening as reported above in determining the nature, timing, and extent of audit tests applied in our audit of the March 31, 2017 Consolidated financial statements of the Group and its jointly controlled entity. However, these areas of improvement do not affect our opinion on the operating effectiveness of the Internal Financial Control over financial reporting of the Group and its jointly controlled entity.

## Other Matters

Our aforesaid reports under Section 143(3)(i) of the Act on the adequacy and operating Effectiveness of the internal financial controls over financial reporting in so far as it relates to two subsidiary companies, which are companies incorporated in India, is based on the corresponding reports of the auditors of such companies incorporated in India.

The system of internal financial controls over financial reporting, with regard to its jointly controlled entity, M/s Energy Efficiency Services Ltd. which being unaudited, have not been provided to us to determine whether the company has established adequate internal financial control over financial reporting at the aforesaid jointly controlled entity and whether such internal financial controls were operating effectively as at March 31, 2017. The contribution of the, jointly controlled entity of the company, to the total assets of the group and its jointly controlled entity is not material.

Further, we have considered the disclosure reported above in determining the nature, timing and extent of audit tests applied in our report of the financial statements of the Group and its jointly controlled entity, and the above disclosure does not affect our opinion on the operating effectiveness of the Internal Financial Control over financial reporting of the Group and its jointly controlled entity.

**For Raj Har Gopal & Co.**

Chartered Accountants  
Firm Regn. No. 002074N

**For A.R & Co.**

Chartered Accountants  
Firm Regn. No. 002744C

**(Shrey Gupta)**

Partner  
M. No. 522315

**(Anil Gaur)**

Partner  
M. No. 017546

Place : New Delhi

Date : 17<sup>th</sup> July, 2017

**COMMENTS OF THE COMPTROLLER AND AUDITOR GENERAL OF INDIA UNDER SECTION 143(6)(B) READ WITH SECTION 129(4) OF THE COMPANIES ACT, 2013 ON THE CONSOLIDATED FINANCIAL STATEMENTS OF RURAL ELECTRIFICATION CORPORATION LIMITED FOR THE YEAR ENDED 31 MARCH 2017**

The preparation of Consolidated Financial Statements of Rural Electrification Corporation Limited for the year ended 31 March 2017 in accordance with the financial reporting framework prescribed under the Companies Act, 2013 (Act) is the responsibility of the Management of the Company. The Statutory Auditors appointed by the Comptroller and Auditor General of India under Section 139(5) read with Section 129(4) of the Act are responsible for expressing opinion on the financial statements under Section 143 read with Section 129(4) of the Act based on independent audit in accordance with the Standards on Auditing prescribed under Section 143(10) of the Act. This is stated to have been done by them vide their Revised Audit Report dated 17 July 2017.

I, on behalf of the Comptroller and Auditor General of India, have conducted a supplementary audit under Section 143(6)(a) read with Section 129(4) of the Act of the Consolidated Financial Statements of Rural Electrification Corporation Limited for the year ended 31 March 2017. We conducted a supplementary audit of the financial statements of Rural Electrification Corporation Limited and REC Transmission Projects Company Limited, but did not conduct supplementary audit of the financial statements of REC Power Distribution Company Limited and Energy Efficiency Services Limited for the year ended on that date. This supplementary audit has been carried out independently without access to the working papers of the Statutory Auditors and is limited primarily to inquiries of the Statutory Auditors and Company personnel and a selective examination of some of the accounting records. On the basis of my audit nothing significant has come to my knowledge which would give rise to any comment upon or supplement to Statutory Auditors' report.

**For and on the behalf of the  
Comptroller & Auditor General of India**

**(Ritika Bhatia)**

**Principal Director of Commercial Audit &  
Ex-officio Member, Audit Board-III, New Delhi**

**Place : New Delhi  
Dated : 03 August 2017**



## CONSOLIDATED BALANCE SHEET AS AT 31 MARCH 2017

(₹ in Crores)

Sl. No.	Particulars	Note No	As at 31.03.2017	As at 31.03.2016
<b>I.</b>	<b>EQUITY AND LIABILITIES</b>			
<b>(1)</b>	<b>Shareholders' Funds</b>			
	(a) Share Capital	2	1,974.92	987.46
	(b) Reserves and Surplus	3	31,695.64	27,905.94
	<b>Sub-total (1)</b>		<b>33,670.56</b>	<b>28,893.40</b>
<b>(2)</b>	<b>Non-current Liabilities</b>			
	(a) Long-term Borrowings	4	149,680.89	138,783.85
	(b) Deferred Tax Liabilities (Net)	5	39.92	47.54
	(c) Other Long-term Liabilities	6	13.42	10.01
	(d) Long-term Provisions	7	1,849.47	1,295.54
	<b>Sub-total (2)</b>		<b>151,583.70</b>	<b>140,136.94</b>
<b>(3)</b>	<b>Current Liabilities</b>			
	(a) Short-term Borrowings	8	110.98	6,460.77
	(b) Trade Payables	9	160.39	117.96
	(c) Other current liabilities	10	24,524.99	30,477.43
	(d) Short-term Provisions	7	194.30	858.42
	<b>Sub-total (3)</b>		<b>24,990.66</b>	<b>37,914.58</b>
	<b>Total (1+2+3)</b>		<b>210,244.92</b>	<b>206,944.92</b>
<b>II.</b>	<b>ASSETS</b>			
<b>(1)</b>	<b>Non-current Assets</b>			
	(a) Fixed assets	11		
	(i) Tangible Assets		354.11	253.05
	(ii) Intangible Assets		0.74	1.03
	(iii) Capital work-in-progress		164.13	76.84
	(iv) Intangible Assets under Development		1.46	1.21
			520.44	332.13
	(b) Non-current Investments	12	2,432.57	2,202.14
	(c) Long-term Loans & Advances	13	177,351.58	157,796.82
	(d) Other Non-current Assets	14	394.07	109.26
	<b>Sub-total (1)</b>		<b>180,698.66</b>	<b>160,440.35</b>
<b>(2)</b>	<b>Current Assets</b>			
	(a) Current Investments	12	184.36	149.41
	(b) Inventories	15	51.18	66.79
	(c) Trade Receivables	16	438.40	231.89
	(d) Cash & Bank Balances	17	4,650.79	1,864.08
	(e) Short-term Loans & Advances	18	3,618.72	809.37
	(f) Other Current Assets	19	20,602.81	43,383.03
	<b>Sub-total (2)</b>		<b>29,546.26</b>	<b>46,504.57</b>
	<b>Total (1+2)</b>		<b>210,244.92</b>	<b>206,944.92</b>

The Significant Accounting Policies and Notes to Accounts 1 to 59 are an integral part of these financial statements.

For and on behalf of the Board

**J.S. Amitabh**  
GM & Company Secretary

**Ajeet Kumar Agarwal**  
Director (Finance)  
DIN - 02231613

**P V Ramesh**  
Chairman and Managing Director  
DIN - 02836069

In terms of our Report of even date

**For Raj Har Gopal & Co.**  
Chartered Accountants  
Firm Reg. No.: 002074N

**For A.R. & Co.**  
Chartered Accountants  
Firm Reg. No.: 002744C

Place : Mumbai  
Date : 30 May 2017

**Shrey Gupta**  
Partner  
M.No. : 522315

**Anil Gaur**  
Partner  
M.No. : 017546

## CONSOLIDATED STATEMENT OF PROFIT AND LOSS FOR THE YEAR ENDED 31st MARCH 2017

(₹ in Crores)

Sl. No.	Particulars	Note No.	Year ended 31.03.2017	Year ended 31.03.2016
I.	Revenue from Operations	20	23,945.16	24,012.88
II.	Other Income	21	740.84	117.05
III.	<b>Total Revenue (I+II)</b>		<b>24,686.00</b>	<b>24,129.93</b>
IV.	<b>Expenses</b>			
(i)	Finance Costs	22	13,786.36	14,282.35
(ii)	Employee Benefits Expense	23	192.75	143.19
(iii)	Depreciation & Amortization	11	40.33	19.67
(iv)	Corporate Social Responsibility Expenses	24	68.94	120.29
(v)	Other Expenses	25	220.58	164.39
(vi)	Provisions and Contingencies	26	1,110.31	1,096.18
(vii)	Purchases of Stock-in-Trade		273.12	223.60
(viii)	Changes in inventories of Stock-in-Trade & Work-in-Progress	27	22.76	(66.79)
	<b>Total Expenses (IV)</b>		<b>15,715.15</b>	<b>15,982.88</b>
V.	<b>Profit before Prior Period Items &amp; Tax (III-IV)</b>		<b>8,970.85</b>	<b>8,147.05</b>
VI.	<b>Prior Period Items</b>	28	(1.51)	0.39
VII.	<b>Profit before Tax (V-VI)</b>		<b>8,972.36</b>	<b>8,146.66</b>
VIII.	<b>Tax Expense :</b>			
(i)	Current Year		2648.37	2516.85
(ii)	Earlier Years/ (Refunds)		(27.79)	(2.77)
(iii)	Deferred Tax		38.41	(58.84)
	<b>Total Tax Expense (i+ii+iii)</b>		<b>2,658.99</b>	<b>2,455.24</b>
IX.	<b>Profit for the year from Continuing Operations (VII-VIII)</b>		<b>6,313.37</b>	<b>5,691.42</b>
X.	<b>Profit from Discontinuing Operations (after tax)</b>		-	-
XI.	<b>Profit for the year (IX+X)</b>		<b>6,313.37</b>	<b>5,691.42</b>
XII.	<b>Earnings per Equity Share (in ₹ for an equity share of ₹ 10 each)</b>			
(1)	Basic	29	31.97	28.82
(2)	Diluted	29	31.97	28.82

The Significant Accounting Policies and Notes to Accounts 1 to 59 are an integral part of these financial statements.

For and on behalf of the Board

**J.S. Amitabh**  
GM & Company Secretary

**Ajeet Kumar Agarwal**  
Director (Finance)  
DIN - 02231613

**P V Ramesh**  
Chairman and Managing Director  
DIN - 02836069

In terms of our Report of even date

**For Raj Har Gopal & Co.**  
Chartered Accountants  
Firm Reg. No.: 002074N

**For A.R. & Co.**  
Chartered Accountants  
Firm Reg. No.: 002744C

Place : Mumbai  
Date : 30 May 2017

**Shrey Gupta**  
Partner  
M.No. : 522315

**Anil Gaur**  
Partner  
M.No. : 017546

## CONSOLIDATED CASH FLOW STATEMENT FOR THE YEAR ENDED 31ST MARCH 2017

(₹ in Crores)

	YEAR ENDED 31.03.2017	YEAR ENDED 31.03.2016
<b>A. Cash Flow from Operating Activities:</b>		
Net Profit before Tax	8,972.36	8,146.66
<b>Adjustments for:</b>		
1. Profit / Loss on Sale of Fixed Assets	0.52	0.38
2. Depreciation & Amortization	39.69	19.67
3. Provisions and Contingencies	1,110.31	1,096.18
4. Interest on Commercial Paper	300.46	285.91
5. Interest Expense of Misc. Borrowings	15.79	3.90
6. Excess Provision written back	-1.42	-0.09
7. Gain on Changes in Fair Value of Interest Rate Swaps	-324.77	-
8. Profit on sale/redemption of investments	-79.75	-12.29
9. Loss/ Gain(-) on Exchange Rate fluctuation	47.37	666.13
10. Dividend from Investments	-63.15	-2.37
11. Interest on Long-term Investments/ Govt. Securities	-239.22	-95.76
12. Provision made for Interest on Advance Income Tax	2.82	-
13. Discount on Bonds written off	0.14	3.99
14. Interest Accrued on Zero Coupon Bonds	82.45	76.17
<b>Operating profit before Changes in Operating Assets &amp; Liabilities:</b>	<b>9,863.60</b>	<b>10,188.48</b>
<b>Increase / Decrease :</b>		
1. Loan Assets	-650.38	-21,733.35
2. Other Operating Assets	147.43	-229.95
3. Operating Liabilities	13.87	1,029.90
<b>Cash flow from Operations</b>	<b>9,374.52</b>	<b>-10,744.92</b>
1. Income Tax Paid (including TDS)	-2,592.07	-2,575.09
2. Income Tax refund	22.07	42.00
<b>Net Cash Flow from Operating Activities</b>	<b>6,804.52</b>	<b>-13,278.01</b>
<b>B. Cash Flow from Investing Activities</b>		
1. Sale of Fixed Assets	0.06	0.85
2. Purchase of Fixed Assets (incl. CWIP, Intangible Assets underdevelopment & Capital Advances)	-203.19	-259.41
3. Investment in shares of Energypro Assets Limited	-0.60	-
4. Investment in 11.15% Additional Tier-1 Perpetual Bonds of Indian Bank	-	-500.00
5. Investment in 11.25% Additional Tier-1 Perpetual Bonds of Vijaya Bank	-	-500.00

## CONSOLIDATED CASH FLOW STATEMENT FOR THE YEAR ENDED 31ST MARCH 2017

(₹ in Crores)

	YEAR ENDED 31.03.2017	YEAR ENDED 31.03.2016
6. Investment in 11.25% Additional Tier-1 Perpetual Bonds of Syndicate Bank	-	-500.00
7. Investment in shares of NHPC Ltd. (net of sale)	-400.80	-
8. Redemption of 8% Government of Madhya Pradesh Power Bonds-II	94.32	94.32
9. Sale of Long-term Investments	76.65	762.53
10. Profit on sale/redemption of investments	79.75	12.29
11. Interest on Long term Investments/ Govt. Securities	242.43	114.96
12. Dividend from Investments	66.54	3.05
13. Investment in Shares of Fellow Subsidiary Companies	0.05	-0.10
14. Investment in Tax Free Bonds/Others	-	-26.28
15. Fixed Deposit made during the year	-38.12	-1.25
16. Fixed Deposit matured during the year	16.95	43.34
17. Investments in CP/CDs (Net)	-35.00	-
<b>Net Cash Flow from Investing Activities</b>	<b>-100.96</b>	<b>-755.70</b>
<b>C. Cash Flow from Financing Activities</b>		
1. Issue of Shares including Share Application Money	31.39	-
2. Issue of Bonds (Net of redemptions)	5,871.66	14,969.28
3. Raising of Term Loans/ STL from Banks/ FIs (Net of repayments)	-881.04	-308.65
4. Raising of Foreign Currency Loan (Net of redemptions and inclusive of related derivative payments)	-833.33	-2,607.56
5. Funds received from GOI for further disbursement as Subsidy/ Grant including interest ( Net of refund)	8,027.15	4,436.52
6. Disbursement of grants	-8,039.66	-4,691.45
7. Repayment of Govt. Loan	-	-3.07
8. Payment of Final Dividend	-506.99	-266.61
9. Payment of Interim Dividend	-1,382.44	-1,184.95
10. Payment of Corporate Dividend Tax	-384.66	-295.51
11. Interest Paid on Misc. Borrowings	-15.73	-3.90
12. Premium on issue of securities	-	0.28
13. Issue of Commercial Paper (Net of repayments)	-5,833.16	5,246.79
<b>Net Cash flow from Financing Activities</b>	<b>-3,946.81</b>	<b>15,291.17</b>
<b>Net Increase/Decrease in Cash &amp; Cash Equivalents</b>	<b>2,756.75</b>	<b>1,257.46</b>
Cash & Cash Equivalents as at the beginning of the year	1,823.59	559.10
Cash & Cash Equivalents as at the end of the year	4,580.34	1,816.56

## CONSOLIDATED CASH FLOW STATEMENT FOR THE YEAR ENDED 31ST MARCH 2017

Components of Cash & Cash Equivalents as at end of the year are:

(₹ in Crores)

PARTICULARS	AS AT 31.03.2017	AS AT 31.03.2016
- Cash in Hand (including postage & imprest)	0.03	0.01
- Balances with Banks in:		
- Accounts with RBI and other banks	934.71	1,001.11
- Undisbursed DDUGJY, AG&SP, NEF and Other Grants #	0.51	34.17
- Unpaid Dividend Accounts #	2.75	2.73
-Short Term Deposits with Scheduled Banks	2,482.34	778.54
-Short term Investment in Debt Mutual Funds	1,160.00	-
<b>Total Cash &amp; Cash Equivalents</b>	<b>4,580.34</b>	<b>1,816.56</b>

# These balances are not available for free use by the Company as they represent earmarked balances held in respective grant accounts and unpaid dividends.

Further, Balances with Banks include ₹ 2.13 Crores (Previous year ₹ 1.77 Crores) set aside for grants disbursement and Short-term Deposits with Scheduled Banks include ₹ 23.20 Crores (Previous year ₹ 2.41 Crores) earmarked towards DDUGJY and other grants and ₹ 5.64 Crores (Previous year ₹ 7.86 Crores) earmarked towards Swachh Vidyalaya Abhiyan (SVA) Project.

Note : Previous year figures have been rearranged and regrouped wherever necessary.

For and on behalf of the Board

**J.S. Amitabh**  
GM & Company Secretary

**Ajeet Kumar Agarwal**  
Director (Finance)  
DIN - 02231613

**P V Ramesh**  
Chairman and Managing Director  
DIN - 02836069

In terms of our Report of even date

**For Raj Har Gopal & Co.**  
Chartered Accountants  
Firm Reg. No.: 002074N

**For A.R. & Co.**  
Chartered Accountants  
Firm Reg. No.: 002744C

Place: Mumbai  
Date: 30 May 2017

**Shrey Gupta**  
Partner  
M.No. : 522315

**Anil Gaur**  
Partner  
M.No. : 017546

## CONSOLIDATED SIGNIFICANT ACCOUNTING POLICIES

### A. Principles of Consolidation

The Consolidated Financial Statements relate to Rural Electrification Corporation Limited ('the Company'), its subsidiary companies and joint venture. The consolidated financial statements have been prepared on the following basis:

The financial statements of the Company and its subsidiary companies are combined on a line-by-line basis by adding together the book values of like items of assets, liabilities, income and expenses, after fully eliminating intra-group balances and intra-group transactions in accordance with Accounting Standard (AS) 21 – "Consolidated Financial Statements."

The Financial Statements of Joint Venture entity has been combined by applying proportionate consolidation method on a line by line basis by adding together the book values of like items of assets, liabilities, income and expenses after eliminating proportionate share of unrealized profits or losses in accordance with Accounting Standard (AS) 27 – "Financial Reporting of Interests in Joint Ventures".

As far as possible, the consolidated financial statements are prepared using uniform accounting policies for like transactions and other events in similar circumstances and are presented in the same manner as the Company's standalone financial statements.

### B. Other Significant Accounting Policies

#### 1. BASIS OF PREPARATION OF FINANCIAL STATEMENTS.

(a) **Accounting Convention:** - The financial statements are prepared under the historical cost convention on accrual basis and in accordance with generally accepted accounting principles and accounting standards as applicable under Section 133 of the Companies Act, 2013 read with MCA General Circular No. 15/2013 dated 13 September 2013. The financial statements adhere to the relevant presentational requirements of the Companies Act, 2013.

(b) **Use of Estimates:** - The preparation of financial statements in conformity with generally accepted accounting principles requires management to make estimates and assumption that affect the reported amounts of assets and liabilities and disclosure thereof at the date of the financial statements and the reported amounts of revenue and expenses during the reporting period. Actual results could differ from these estimates. Difference between the actual results and estimates are recognized in the period in which results materialize.

#### 2. INCOME RECOGNITION, ASSET CLASSIFICATION AND PROVISIONING.

The Company is following regulatory norms/ guidelines as prescribed by Reserve Bank of India (RBI) from time to time. However, RBI has allowed certain specific relaxations in respect of non-applicability of reduced period for NPA recognition in case of loans sanctioned on or before 31 March 2015 and exemption for certain projects from applicability of Restructuring norms of RBI and allowed the Company to continue to be regulated by the existing REC's prudential norms. The salient features in respect of Income Recognition, Asset classification and Provisioning are as under:

##### 2.1. Income Recognition

a. Income on Non Performing Assets is recognized as and when received and appropriated. Any such income recognized before the asset becomes non-performing and remaining unrealized is reversed.

Unless otherwise agreed, the recoveries from the borrowers are appropriated in the order of (i) costs and expenses of REC (ii) penal interest including interest tax, if any (iii) overdue interest including interest tax, if any and (iv) repayment of principal, the oldest being adjusted first.

In respect of standard loans including those whose terms are renegotiated/rescheduled/ restructured and retained as Standard Loans, income is recognized on accrual basis.

b. Income of fee of DDUGJY Schemes is recognized on the basis of the services rendered and amount of fee sanctioned by the Ministry of Power.

c. Income of service charges of NEF (Interest Subsidy) Scheme is recognized on the basis of the services rendered and amount of service charges sanctioned by the Ministry of Power.

d. Income under the head processing fee, upfront fee, lead fee, fees/ charges received under the mutatis-mutandis clause and pre-payment premium is accounted for in the year in which it is received by the company.

e. Income from consultancy services is recognized based on proportionate completion method as per AS 9 – Revenue Recognition

f. Revenue from contracts is recognized as follows:

(i) in cost plus contracts – by including eligible contractual items of expenditure plus proportionate margin as per the contract.

(ii) in fixed price contracts – on the basis of contractual price breakup of deliverables. In the absence of the same, at the cost of work performed on the contract plus proportionate margin using the percentage of completion method.

g. Revenue from sale of goods is recognized at the time of delivery of goods to customers.

## CONSOLIDATED SIGNIFICANT ACCOUNTING POLICIES

### h. Income from investments

- (1) Income from dividend on shares of corporate bodies and units of mutual funds shall be taken into account on accrual basis when REC's right to receive payment is established.  
Provided that in case of final dividend, right to receive payment shall be considered as established only upon approval of the dividend by the shareholders in Annual General Meeting.
- (2) Income from bonds and debentures of corporate bodies and from Government securities/bonds shall be taken into account on accrual basis.  
Provided that the interest rate on these instruments is pre-determined and interest is serviced regularly and is not in arrears.
- (3) Income on securities of corporate bodies or public sector undertakings, the payment of interest and repayment of principal of which have been guaranteed by Central Government or a State Government shall be taken into account on accrual basis.

### 2.2 Assets Classification

Loans and advances are classified as standard assets and non- performing assets, based on the guidelines issued by the RBI.

- (1) **Standard Assets:** 'Standard asset' means an asset which is not an NPA and in respect of which no default in repayment of principal or payment of interest is perceived and which does not disclose any problem or carry more than normal risk attached to the business.

In view of relaxation given by RBI vide letter dated June 11th, 2015, for Transmission & Distribution, Renovation & Modernization and Life Extension projects and also the Hydro projects in Himalayan region or affected by natural disasters, the rescheduling or restructuring or renegotiation of a standard infrastructure loan asset shall not cause it to be reclassified if the revised project is found to be viable by the competent authority.

- (2) **Non performing Assets (NPA):** A Loan asset shall become NPA:-

- (a) if interest and/ or instalment of principal remains overdue for a period of two quarters or more.

The above period of two quarters shall be 5 months for the financial year ending 31 March 2016, 4 months for the financial year ending 31 March 2017 and 3 months for the financial year ending 31 March 2018 and thereafter. However, RBI vide letter dated 5 October 2015 has permitted that the existing loans of the company i.e. loans sanctioned on or before 31 March 2015 are permitted to be regulated under the REC's existing asset classification norms (180 days) till 31 March 2017.

- (b) In case of under implementation Generation Projects other than Hydro projects in Himalayan region or affected by natural disasters, the loan Asset shall also be classified as NPA if it fails to commence commercial operations within 2 years or upto 3/4 years (subject to certain conditions) from the original DCCO as the case may be depending upon the reasons of such delay.
- (c) For the purpose of classification of assets into standard, sub-standard, doubtful and loss categories, facilities shall be classified borrower wise with the following exception:

Government Sector loans, where cash flows from each project are separately identifiable and applied to the same project, REC shall classify such loans on project wise basis.

NPAs are classified into Sub-Standard, Doubtful and Loss Assets, based on the following criteria.

- (i) **Sub-Standard Assets:** 'Sub-standard asset' means an asset which has been classified as non-performing asset for a period not exceeding 16 months' for the financial year ending 31 March 2016; 'not exceeding 14 months' for the financial year ending 31 March 2017; and 'not exceeding 12 months' for the financial year ending 31 March 2018 and thereafter.

An asset which has been renegotiated or rescheduled or restructured shall be a sub-standard asset or continue to remain in the same category in which it was prior to its renegotiation or re-schedulement or restructuring, as a doubtful asset or a loss asset as the case may be. Such asset may be upgraded only when all the outstanding loan/ facilities in the account perform satisfactorily during the period up to one year from the commencement of the first payment of interest or principal whichever is later on the credit facility with longest period of moratorium under the terms of restructuring package. Necessary provision is required to be made as applicable to such asset till it is upgraded.

- (ii) **Doubtful Assets:** Doubtful asset means an asset which remains a substandard asset for a period 'exceeding 16 months' for the financial year ended 31 March 2016; 'exceeding 14 months' for the financial year ending 31 March 2017 and 'exceeding 12 months' for the financial year ending 31 March 2018 and thereafter.

## CONSOLIDATED SIGNIFICANT ACCOUNTING POLICIES

### (iii) Loss Assets: Loss asset means –

- a) An asset which has been identified as loss asset by REC or its internal or external auditor or by RBI, to the extent it is not written off by REC, and
- b) An asset which is adversely affected by a potential threat of non-recoverability due to either erosion in the value of security or non availability of security or due to any fraudulent act or omission on the part of the borrower.

### 2.3 Provisioning against Loans

The provisioning requirement in respect of loans, advances and other credit facilities including bills purchased and discounted shall be as under:

(i) **Loss assets** – The entire asset shall be written off. If the assets are permitted to remain in the books for any reason, 100% of the outstanding shall be provided for:

#### (ii) Doubtful assets –

- (a) 100% provision to the extent to which the advance is not covered by the realizable value of the security to which REC has a valid recourse shall be made. The realizable value is to be estimated on a realistic basis; Loans covered by Central/State Govt. guarantee or loans to any State Govt. shall be treated as secured;
- (b) In addition to item(a) above, depending upon the period for which the asset has remained doubtful, provision to the extent of 20% to 50% of the secured portion (i.e. estimated realizable value of the outstanding) shall be made on the following basis :-

Period for which the asset has been considered as doubtful	% of provision
Up to one year	20%
1 to 3 years	30%
More than 3 years	50%

(iii) **Sub-standard assets** - A provision of 10% shall be made.

(iv) **Standard assets** - Provision in respect of Standard Assets is made as below:

Particulars	Provisioning Requirement
For Restructured Loans other than under Transmission & Distribution, Renovation & Modernisation and Life Extension projects as also the hydro projects in Himalayan region or affected by natural disasters, if the original DCCO prescribed at the time of financial closure is extended beyond 2 years and upto:	In respect of the stock of outstanding loans as on 31 March 2015, provisioning requirement shall be as below:
<ol style="list-style-type: none"> <li>a. 4 years in case the reason for extension of DCCO is arbitration proceedings or a court case.</li> <li>b. 3 years in case the reason for extension of DCCO is beyond the control of promoters (other than court cases).</li> </ol>	<ul style="list-style-type: none"> <li>• 2.75% with effect from 31 March 2015</li> <li>• 3.50% with effect from 31 March 2016 (spread over 4 quarters of 2015-16)</li> <li>• 4.25% with effect from 31 March 2017 (spread over 4 quarters of 2016-17)</li> <li>• 5.00% with effect from 31 March 2018 (spread over 4 quarters of 2017-18)</li> </ul> <p>The above provision is required from the date of restructuring till the revised DCCO or 2 years from the date of restructuring whichever is later. In respect of new projects loans restructured with effect from 1st April, 2015, the provisioning requirement would be 5.00% from the date of such restructuring till the revised DCCO or 2 years from the date of restructuring whichever is later.</p>
For Standard Assets other than specified above	<p>In respect of the stock of outstanding loans as on 31 March 2015, provisioning requirement is as below:</p> <ul style="list-style-type: none"> <li>• 0.25% by 31 March 2015</li> <li>• 0.30% by 31 March 2016</li> <li>• 0.35% by 31 March 2017</li> <li>• 0.40% by 31 March 2018.</li> </ul> <p>For incremental loans during the financial year 2015-16, 2016-17 and 2017-18, the provisioning shall be made @ 0.30%, 0.35% and 0.40% respectively and shall be further increased in a phased manner so as to make it equal to 0.40% by 31st March, 2018.</p>



## **2.4 Treatment of Provisions held**

The provisions in respect of Non Performing Assets (NPAs) is reversed only after the complete recovery of the outstanding/regularization of the account.

2.5 For restructured/ rescheduled assets, provisions are made in accordance the guidelines (subject to specific relaxations) issued by RBI, which requires that the difference between the fair value of the loan assets before and after restructuring is provided for, in addition to provision for the respective loan assets.

## **3. FIXED ASSETS.**

Fixed Assets are shown at historical cost less accumulated depreciation. The cost includes any cost attributable of bringing the assets to its working condition for its intended use.

## **4. DEPRECIATION.**

4.1. Depreciation on assets is provided on straight-line method in accordance with the useful lives prescribed under Schedule II to the Companies Act, 2013.

4.2. Depreciation on assets purchased / sold during the year is charged for the full month if the asset is in use for more than 15 days, instead of charging the same on pro-rata basis from the date of purchase/sale.

4.3. Depreciation on assets purchased during the year up to ₹ 5,000/- is provided @ 100%.

4.4. Leasehold land is amortized over the lease period.

## **5. INTANGIBLE ASSETS.**

An Intangible Asset is recognized where it is probable that the future economic benefits attributable to the assets will flow to the company. The depreciable amount of an intangible asset is allocated on straight line basis over the best estimate of its useful life. Management estimates useful life of intangible assets to be 5 years.

## **6. INVESTMENTS.**

Long term investments are carried at cost. However, provision for diminution is made to recognise a decline, other than temporary, in the value of the investments, such reduction being determined and made for each investment individually. Quoted current investments are carried individually at the cost or market value whichever is lower. Unquoted current investments are carried individually at the cost or fair value whichever is lower.

## **7. CURRENT TAX AND DEFERRED TAX.**

Income Tax expense comprises current Income Tax (Amount of tax for the period determined in accordance with the income tax law) and deferred tax charge or credit (reflecting the tax effects of timing differences between accounting income and taxable income for the period) is determined in accordance with Accounting Standard- 22. The deferred tax charge or credit and the corresponding deferred tax liabilities or assets are recognized using the tax rates that have been enacted or substantially established by the Balance Sheet date. Deferred Tax Assets are recognized and carry forward to the extent that there is a reasonable certainty that sufficient future taxable income will be available against which such Deferred Tax Assets can be realized.

## **8. IMPAIRMENT OF ASSETS.**

At each balance sheet date, the Company reviews the carrying amounts of its fixed assets to determine whether there is any indication that those assets suffered an impairment loss. If any such indication exists, the recoverable amount of the asset is estimated in order to determine the extent of impairment loss. Recoverable amount is the higher of assets net selling prices and value in use.

## **9. PROVISIONS**

A provision is recognized when the company has a present obligation as a result of past event and it is probable that an outflow of resources will be required to settle the obligation and reliable estimate of amount of the obligation can be made. Provisions are determined based on management estimate required to settle the obligation at the Balance Sheet date. These are reviewed at each Balance Sheet date and adjusted to reflect the current management estimates.

## **10. BOND / DEBT ISSUE.**

10.1. Expenditure on raising of funds by way of bonds is charged to revenue in the year of issue of such bonds.

10.2. The Corporation discharges its obligation towards payment of principal and interest relating to bonds by depositing the amount in the designated Bank Accounts. Accordingly, the payments are treated as final payments and these amounts are not exhibited in the books till the validity of the instruments but reconciliation thereof is carried out.

10.3. Expenditure incurred on raising of funds is charged to the Statement of Profit & Loss in the year in which it is incurred except the discount/interest on the Commercial Papers/ Reg-S-Bonds (External Commercial Borrowings), which is amortized proportionately over the period of its tenure.

## **11. CASH FLOW STATEMENT**

- 11.1. Cash flows are reported using the indirect method, whereby profit before tax is adjusted for the effects of transactions of a non-cash nature and any deferrals or accruals of past or future cash receipts or payments. The cash flows from regular operating, financing and investing activities of the Company are segregated.
- 11.2. Cash comprises cash on hand, demand deposits with banks, imprest with postal authorities and cheques / drafts / pay orders in hand. The Company considers cash equivalents as all short term balances (with an original maturity of three months or less from the date of acquisition), highly liquid investments that are readily convertible into known amounts of cash and which are subject to an insignificant risk of changes in value.

## **12. PRIOR PERIOD/ PREPAID ADJUSTMENTS**

- 12.1. Considering the nature of business, interest income/expenditure for the earlier years ascertained and determined during the year is accounted for in the year in which it is so ascertained/determined.
- 12.2. Other items not exceeding ₹ 5,00,000/- in each case are accounted for under natural heads of account.

## **13. EMPLOYEES BENEFITS**

- 13.1 The liability for employees benefit in respect of Gratuity ascertained on actuarial valuation is provided and funded to a separate trust.
- 13.2 Post employment and other long term employee benefits are recognized as an expense in the Statement of Profit & Loss for the year in which the employee has rendered services. The expense is recognized at the present value of the amounts payable determined using actuarial valuation techniques. Actuarial gains and losses in respect of post employment and other long term benefits are charged to the Statement of Profit & Loss.

## **14. TRANSACTION IN FOREIGN CURRENCY**

Foreign Currency transactions are initially recorded at the exchange rate prevailing on the date of transaction.

In respect of accounting periods commencing on or after the 1st April, 2011, the exchange differences arising on reporting of long-term foreign currency monetary items (having a term of twelve months or more at the date of origination) at RBI reference rates prevailing at the end of each reporting period or where the RBI reference rate is not available for any currency, the closing rate for the same date quoted on Bloomberg, different from those at which they were initially recorded during the period, or reported in previous financial statements, are accumulated in a "Foreign Currency Monetary Item Translation Difference Account" and amortized over the balance period of such long term monetary item, by recognition as income or expense in each of such periods.

Short-term foreign currency monetary items (having a term of less than twelve months at the date of origination) are translated at RBI reference rates prevailing at the end of each reporting period or where the RBI reference rate is not available for any currency, the closing rate for the same date quoted on Bloomberg. The resultant exchange fluctuation is recognized as income or expense in each of such periods.

## **15. GRANTS/FUNDS FROM GOVERNMENT**

Un-disbursed funds of grant received for further disbursements are classified as current liabilities. Interest wherever earned on such funds is credited to respective grant account.

## **16. DERIVATIVE TRANSACTIONS**

- 16.1 Derivative transactions include forwards, interest rate swaps, cross currency swaps and currency and cross currency options to hedge assets and liabilities.
- 16.2 These derivative transactions are done for hedging purpose and not for trading or speculative purpose.  
Derivative contracts in the nature of foreign exchange forward contracts are accounted for as per Accounting Standard 11 "The Effects of Changes in Foreign Exchange Rates". These foreign exchange contract are carried net of receivables and payables in asset or liability.  
Other derivative contracts such as interest rate swaps etc. are accounted for as per Guidance Note on Accounting for Derivative Contracts issued by the Institute of Chartered Accountants of India. These are carried at fair value and changes in the fair value being recognized in the statement of Profit & Loss.

## **17. INVENTORIES**

- 17.1 Stock-in-trade is valued at lower of cost and net realizable value.
- 17.2 Work-in-progress comprising material procured and other directly attributable overheads is valued at lower of cost and net realizable value.
- 17.3 Cost is determined on First In First Out (FIFO) basis.

## CONSOLIDATED NOTES TO ACCOUNTS

1. The consolidated financial statements represent consolidation of accounts of the company (Rural Electrification Corporation Limited), its subsidiary companies and joint venture entity as detailed below:

Name of the Subsidiary Company/ Joint Venture	Country of Incorporation	Proportion of ownership Interest	Status of Accounts
<b>Name of the Subsidiaries</b>			
- REC Transmission Projects Company Limited (RECTPCL)	India	100%	Audited
- REC Power Distribution Company Limited (RECPDCL)	India	100%	Audited
<b>Name of the Joint Ventures</b>			
- Energy Efficiency Services Limited (EESL) *	India	31.71%	Un-audited

\* The financial statements are un-audited and certified by the management and have been considered for Consolidated Financial Statements of the Group. The figures appearing in the financial statements may change upon completion of the audit.

RECTPCL forms wholly owned subsidiaries to act as SPVs for transmission projects with an intention that these SPVs will be handed over to the successful bidder on completion of the bidding process. As per Para 11 of AS-21, a subsidiary should be excluded from consolidation when control is intended to be temporary because the subsidiary is acquired and held exclusively with a view to its subsequent disposal in the near future. Therefore, the financial statements of the subsidiaries of RECTPCL namely Dinchang Transmission Limited, Ghatampur Transmission Limited, ERSS XXI Transmission Limited and WR-NR Power Transmission Limited have not been consolidated with the financial statements of the Company.

## 2. Share Capital

(₹ in Crores)

Particulars	As at 31.03.2017		As at 31.03.2016	
	No. of Shares	Amount	No. of Shares	Amount
<b>Authorised :</b>				
Equity shares of ₹ 10 each	5,00,00,00,000	5,000.00	1,20,00,00,000	1,200.00
<b>Issued, Subscribed and Paid up :</b>				
Fully paid up Equity shares of ₹ 10 each	1,97,49,18,000	1,974.92	98,74,59,000	987.46
Total	1,97,49,18,000	1,974.92	98,74,59,000	987.46

### 2.1 Reconciliation of the number of shares outstanding at the beginning and at the end of the year

(₹ in Crores)

Particulars	As at 31.03.2017		As at 31.03.2016	
	No. of Shares	Amount	No. of Shares	Amount
Number of shares at the beginning of the year	98,74,59,000	987.46	98,74,59,000	987.46
Add: Bonus shares issued & allotted during the year	98,74,59,000	987.46	-	-
Number of shares at the end of the year	1,97,49,18,000	1,974.92	98,74,59,000	987.46

The shareholders of the Company in Annual General Meeting (AGM) held on 21 September 2016 *inter-alia* approved the increase in Authorised Capital of the Company from ₹ 1,200 crores to ₹ 5,000 crores and issue of Bonus shares in the ratio of 1:1 (i.e. one bonus equity share of ₹ 10/- each for every one fully paid up Equity Share of ₹ 10/- each), to the shareholders by capitalizing existing reserves by a sum of ₹ 987.46 Crores. Accordingly, 98,74,59,000 bonus shares were issued & allotted on 30 September 2016.

### 2.2 Allotment of Bonus Shares during the year and during preceding five years

The Company has allotted 98,74,59,000 Equity Shares as fully paid up by way of bonus shares during FY 2016-17.

- 2.3 The holders of the equity shares of the Company are entitled to receive dividends as and when declared by the Company and enjoy proportionate voting rights in case any resolution is put to vote. Further, the shareholders have all such rights, as may be available to a shareholder of a listed public company, under the Companies Act, 2013 and rules made thereunder, Companies Act,

## CONSOLIDATED NOTES TO ACCOUNTS

1956 (to the extent applicable), SEBI (Listing Obligations and Disclosure Requirements) Regulations, 2015 and Memorandum of Association and Articles of Association of the Company.

### 2.4 Shareholders holding more than 5% of fully paid-up equity shares :

Name	As at 31.03.2017		As at 31.03.2016	
	No. of Shares	Percentage	No. of Shares	Percentage
The President of India	1,16,25,04,472	58.86%	59,87,67,680	60.64%
Life Insurance Corporation of India	12,63,22,504	6.40%	8,64,90,414	8.76%

During the financial year 2016-17, the President of India acting through Ministry of Power, Government of India divested/sold 2,51,33,733 equity shares i.e. 1.28 % of total paid up capital of the Company on 25 January 2017 and 98,97,155 equity shares i.e. 0.50% of total paid up capital of the Company on 22 March 2017 through Off-market sale of shares under the Central Public Sector Enterprises Exchange Traded Fund (CPSE ETF). Accordingly, as on 31 March 2017, the President of India holds 58.86 % of the paid up equity share capital of the Company.

### 3. Reserves and Surplus

(₹ in Crores)

Particulars	As at 31.03.2017	As at 31.03.2016
	Amount	Amount
<b>Capital Reserve</b>	<b>105.00</b>	105.00
<b>Securities Premium Account (Refer Note 3.1 &amp; 3.4)</b>		
Balance as at the beginning of the year	3,224.00	3,223.72
Add: Additions during the year	-	0.28
Less: Deductions/ Adjustments during the year	987.46	-
<b>Balance as at the end of the year</b>	<b>2,236.54</b>	3,224.00
<b>Debenture Redemption Reserve (Refer Note 3.2)</b>		
Balance as at the beginning of the year	728.36	531.77
Add: Amount transferred from Surplus Account	201.20	196.59
<b>Balance as at the end of the year</b>	<b>929.56</b>	728.36
<b>Special Reserve created u/s 36(1) (viii) of the Income Tax Act, 1961</b>		
Balance as at the beginning of the year	10,349.64	8,449.64
Add: Amount transferred from Surplus Account	1,881.06	1,900.00
<b>Balance as at the end of the year</b>	<b>12,230.70</b>	10,349.64
<b>Reserve for Bad and doubtful debts u/s 36(1)(viiia) of the Income Tax Act, 1961</b>		
Balance as at the beginning of the year	2,011.97	1,621.97
Add: Amount transferred from Surplus Account	413.33	390.00
<b>Balance as at the end of the year</b>	<b>2,425.30</b>	2,011.97
<b>Foreign Currency Monetary Item Translation Difference Account (Refer Note 3.3)</b>		
Balance as at the beginning of the year	-172.41	-335.46
Add: Foreign Currency Translation Gain/ Loss (-) on long term monetary items during the year	153.63	-503.08
Amortisation during the year	55.09	666.13
<b>Balance as at the end of the year</b>	<b>36.31</b>	-172.41
<b>General Reserve</b>		
Balance as at the beginning of the year	4,727.04	4,154.15
Add: Amount transferred from Surplus Account	3.50	572.89
<b>Balance as at the end of the year</b>	<b>4,730.54</b>	4,727.04

## CONSOLIDATED NOTES TO ACCOUNTS

Particulars	As at	As at
	31.03.2017	31.03.2016
	Amount	Amount
<b>Surplus Account</b>		
Balance as at the beginning of the year	6,932.34	6,334.33
Less: Adjustment of MTM in respect of Interest Rate Swaps as at 31 March 2016 (Refer Note 3.4)	86.75	-
Add: Profit during the year	6,313.37	5,691.42
Add: Adjustments during the year (Refer Note 3.6)	1.72	0.30
<b>Less : Appropriations</b>		
- Transfer to Special Reserve u/s 36(1)(viii) of the Income Tax Act, 1961	1,881.06	1,900.00
- Transfer to Reserve for Bad & Doubtful Debts u/s 36(1)(viiia) of the Income Tax Act, 1961	413.33	390.00
- Dividend		
- Interim Dividend	1,382.44	1,184.95
- Proposed Dividend (Final) (Refer Note 3.5)	-	503.60
- Dividend Distribution Tax		
- Interim Dividend	277.46	239.19
- Proposed Dividend (Final)	-	106.49
- Transfer to Debenture Redemption Reserve	201.20	196.59
- Transfer to General Reserve	3.50	572.89
<b>Balance as at the end of the year</b>	<b>9,001.69</b>	<b>6,932.34</b>
<b>Total Reserves and Surplus</b>	<b>31,695.64</b>	<b>27,905.94</b>

**3.1** Additions in Securities Premium Account for the year ended 31 March 2017 represent the premium of Nil (Previous year ₹ 0.28 Crores) received on issue of Tax Free Bonds through private placement.

### **3.2 Debenture Redemption Reserve (DRR)**

In accordance with provisions of Section 71(4) of the Companies Act, 2013 as further clarified by the Companies (Share Capital and Debentures) Rules, 2014 issued by Ministry of Corporate Affairs, Govt. of India, the company creates Debenture Redemption Reserve (DRR) upto 25% of the value of debentures issued through public issue as per present SEBI (Issue and Listing of Debt Securities) Regulations, 2008 during the maturity period of such debentures, and no DRR is required in the case of privately placed debentures. Accordingly, during the year, the company has created DRR amounting to ₹ 196.59 Crores (Previous year ₹ 196.59 Crores).

Further, in case of EESL, a Joint Venture of the Company, DRR is being created upto 25% of the value of debentures during the maturity period of such debentures. Accordingly, during the year, EESL has created DRR amounting to ₹ 14.53 Crores (Previous year Nil), REC's share being ₹ 4.61 Crores (Previous year Nil).

### **3.3 Foreign Currency Monetary Item Translation Difference Account**

The company has opted towards an irrevocable option for amortising the foreign exchange fluctuation loss/gain on the long term foreign currency monetary items over the balance period of such items in accordance with Para 46A of Accounting Standard 11 'The Effects of Changes in Foreign Exchange Rates'. The balance in 'Foreign Currency Monetary Item Translation Difference Account' remaining to be amortised is ₹ -36.31 Crores as at 31 March 2017 (₹ 172.41 Crores as at 31 March 2016).

### **3.4 Draw down from Reserves**

In accordance with the transitional provisions mentioned in the Guidance Note on Accounting for Derivatives, an amount of ₹ 86.75 crores after netting of taxes of ₹ 45.92 crores has been adjusted in the retained earnings during the year ended 31 March 2017. This represents the change in the fair value of the interest rate swaps till 31 March 2016. Further, bonus shares have been issued to the shareholders by capitalising Securities Premium Account by a sum of ₹ 987.46 Crores during the year.

Further, no amount had been drawn from reserves during the financial year 2015-16.

## CONSOLIDATED NOTES TO ACCOUNTS

### 3.5 Proposed Dividend

The dividend proposed for the year is as follows :

Particulars	Year ended	Year ended
	31.03.2017	31.03.2016
On Equity Shares of ₹ 10 each		
- Amount of Dividend proposed (₹ in Crores)	523.35	503.60
- Rate of Dividend	26.50%	25.50%
- Dividend per equity share (₹)	2.65	2.55

During the previous year, the Company had made a provision for the dividend declared by the Board of Directors as per the requirements of pre-revised Accounting Standard 4 'Contingencies and Events Occurring After the Balance Sheet Date'. However, as per the requirements of Revised AS 4 as amended vide the Companies (Accounting Standards) Amendment Rules, 2016, the Company is not required to provide for dividend proposed by the Board of Directors for the year ended 31 March 2017. Consequently, no provision has been made in respect of the aforesaid dividend. Had the Company continued with creation of provision of proposed dividend, as at Balance Sheet date, the figure of 'Reserves & Surplus' would have been lower by ₹ 635.16 Crores and 'Short term Provisions' would have been higher by the same amount (including dividend distribution tax of ₹ 111.81 crores). Further, the previous year figures have been adjusted in view of the bonus issue in the current year to make the figures comparable (Refer Note 2.1).

- 3.6 During the previous year, an amount of ₹ 32.89 crore was reported by Energy Efficiency Services Ltd. (EESL), a Joint Venture of the Company, as profit after tax in their un-audited accounts, considered for consolidation of REC Group. Subsequently, the audited accounts of the Company reported a profit of ₹ 35.59 crore. The consequential increase, in proportion to the Company's share holding in the joint venture, amounting to ₹ 0.78 crore has been included in the adjustments to the Surplus account during the current year alongwith the reduction for share in dividend distribution tax amounting to ₹ 0.64 crore.

Further, during the current year, REC has been allotted fresh equity shares worth ₹ 99 crores which has resulted into an increase in shareholding of REC Limited from 28.78% to 31.71%. Due to this change, REC Limited's share of opening balance of surplus account has increased by ₹ 1.58 crore which has been included in the adjustments to the surplus account during the current year. Hence, total adjustment carried out in Surplus account during the current year is ₹ 1.72 crore.

### 4. Long-Term Debt

Non-current portion of the long term debt has been classified as 'Long-term borrowings' and the current portion of the long term debt has been classified as "Current Maturities of Long-term debt" in Note-10 'Other Current Liabilities'.

(₹ in Crores)

Particulars	As at 31.03.2017		As at 31.03.2016	
	Non-Current	Current	Non-Current	Current
<b>(A) Secured Long-Term Debt</b>				
<b>(a) Bonds</b>				
- Institutional Bonds	22,297.15	5,453.30	27,591.90	7,854.80
- 54EC Capital Gain Tax Exemption Bonds	14,139.62	5,337.78	11,814.48	5,349.91
- Tax Free Bonds	12,577.97	-	12,577.97	-
<b>(b) Term Loans</b>				
- from Financial Institutions	400.00	381.71	750.00	350.00
<b>Total Secured Long-Term Debt (a+b)</b>	<b>49,414.74</b>	<b>11,172.79</b>	<b>52,734.35</b>	<b>13,554.71</b>
<b>(B) Unsecured Long-Term Debt</b>				
<b>(a) Bonds</b>				
- Institutional Bonds	79,424.70	5,359.70	66,184.40	7,055.80
- Infrastructure Bonds	34.89	76.75	34.90	207.49

## CONSOLIDATED NOTES TO ACCOUNTS

(₹ in Crores)

Particulars	As at 31.03.2017		As at 31.03.2016	
	Non-Current	Current	Non-Current	Current
- Zero Coupon Bonds	1,073.09	-	990.64	-
<b>(b) Other Loans &amp; Advances</b>				
- Foreign Currency Borrowings	19,733.47	1,450.53	18,839.56	3,149.02
<b>Total Unsecured Long-Term Debt (a+b)</b>	<b>1,00,266.15</b>	<b>6,886.98</b>	86,049.50	10,412.31
<b>Total Long-Term Debt (A+B)</b>	<b>1,49,680.89</b>	<b>18,059.77</b>	1,38,783.85	23,967.02
<b>Total Long-Term Debt (Non-Current + Current)</b>	<b>1,67,740.66</b>		1,62,750.87	

Details of Long-term Debt :

### 4.1 Details of secured long-term debt :

(Refer Note 4.3 for details of the security)

#### 4.1.1 Bonds

(₹ in Crores)

Particulars	As at 31.03.2017		As at 31.03.2016	
	Non-Current	Current	Non-Current	Current
<b>4.1.1.1 Institutional Bonds</b>				
<b>123-IIIB Series</b>	1,955.00	-	1,955.00	-
9.34% Redeemable at par on 23.08.2024				
<b>STRPP C</b>	79.27	-	-	-
8.07% Redeemable at par on 20.09.2023				
<b>STRPP B</b>	39.64	-	-	-
8.07% Redeemable at par on 20.09.2021				
<b>123-I Series</b>	1,515.00	-	1,515.00	-
9.40% Redeemable at par on 17.07.2021				
<b>STRPP A</b>	39.64	-	-	-
8.07% Redeemable at par on 20.03.2020				
<b>92-II Series</b>	945.30	-	945.30	-
8.65% Redeemable at par on 22.01.2020				
<b>91-II Series</b>	995.90	-	995.90	-
8.80% Redeemable at par on 18.11.2019				
<b>90-C-II Series</b>	1,040.00	-	1,040.00	-
8.80% Redeemable at par on 07.10.2019				
<b>90-B-II Series</b>	868.20	-	868.20	-
8.72% Redeemable at par on 04.09.2019				
<b>90th Series</b>	2,000.00	-	2,000.00	-
8.80% Redeemable at par on 03.08.2019				
<b>122nd Series</b>	1,700.00	-	1,700.00	-
9.02% Redeemable at par on 18.06.2019				
<b>119th Series</b>	2,090.00	-	2,090.00	-
9.63% Redeemable at par on 05.02.2019				



## CONSOLIDATED NOTES TO ACCOUNTS

(₹ in Crores)

Particulars	As at 31.03.2017		As at 31.03.2016	
	Non-Current	Current	Non-Current	Current
<b>88th Series</b>	1,495.00	-	1,495.00	-
8.65% Redeemable at par on 15.01.2019				
<b>118th Series</b>	1,655.00	-	1,655.00	-
9.61% Redeemable at par on 03.01.2019				
<b>117th Series</b>	2,878.00	-	2,878.00	-
9.38% Redeemable at par on 06.11.2018				
<b>87-A-III Series</b>	61.80	-	61.80	-
11.15% Redeemable at par on 24.10.2018				
<b>116-II Series</b>	850.00	-	850.00	-
9.24% Redeemable at par on 17.10.2018				
<b>87-II Series</b>	657.40	-	657.40	-
10.85% Redeemable at par on 01.10.2018				
<b>86-B-III Series</b>	432.00	-	432.00	-
10.85% Redeemable at par on 14.08.2018				
<b>86-A Series</b>	500.00	-	500.00	-
10.70% Redeemable at par on 30.07.2018				
<b>85th Series</b>	500.00	-	500.00	-
9.68% Redeemable at par on 13.06.2018				
<b>83rd Series</b>	-	685.20	685.20	-
9.07% Redeemable at par on 28.02.2018				
<b>82nd Series</b>	-	883.10	883.10	-
9.85% Redeemable at par on 28.09.2017				
<b>124-I Series</b>	-	2,610.00	2,610.00	-
9.06% Redeemable at par on 22.09.2017				
<b>123-III A Series</b>	-	1,275.00	1,275.00	-
9.25% Redeemable at par on 25.08.2017				
<b>121st Series</b>	-	-	-	1,600.00
9.52% Redeemed at par on 24.03.2017				
<b>120th Series</b>	-	-	-	1,100.00
9.67% Redeemed at par on 10.03.2017				
<b>81st Series</b>	-	-	-	314.80
8.85% Redeemed at par on 20.01.2017				
<b>116-I Series</b>	-	-	-	430.00
9.05% Redeemed at par on 17.10.2016				
<b>123-IV Series</b>	-	-	-	2,750.00
8.97% Redeemed at par on 08.09.2016				
<b>123-II Series</b>	-	-	-	1,660.00
9.27% Redeemed at par on 08.08.2016				
<b>Total - Institutional Bonds</b>	<b>22,297.15</b>	<b>5,453.30</b>	<b>27,591.90</b>	<b>7,854.80</b>



## CONSOLIDATED NOTES TO ACCOUNTS

(₹ in Crores)

Particulars	As at 31.03.2017		As at 31.03.2016	
	Non-Current	Current	Non-Current	Current
<b>4.1.1.2 54EC Capital Gain Tax Exemption Bonds</b>				
<b>Series X (2016-17)</b>	7,662.92	-	-	-
5.25%- 6.00% Redeemable at par during financial year 2019-20				
<b>Series X (2015-16)</b>	6,476.70	-	6,476.70	-
6.00% Redeemable at par during financial year 2018-19				
<b>Series IX (2014-15)</b>	-	5,337.78	5,337.78	-
6.00% Redeemable at par during financial year 2017-18				
<b>Series IX (2013-14)</b>	-	-	-	5,349.91
6.00% Redeemable at par during financial year 2016-17				
<b>Total - 54EC Capital Gain Tax Exemption Bonds</b>	<b>14,139.62</b>	<b>5,337.78</b>	<b>11,814.48</b>	<b>5,349.91</b>
<b>4.1.1.3 Tax Free Bonds</b>				
<b>Series 2015-16 Tranche 1</b>	696.56	-	696.56	-
Redeemable at par. Bonds amounting to ₹ 105.93 Crores are redeemable on 05.11.2025, ₹ 172.90 Crores are redeemable on 05.11.2030 and ₹ 421.17 Crores are redeemable on 05.11.2035 with interest rates varying from 6.89% to 7.43% payable annually				
<b>Series 2015-16 Series 5A</b>	300.00	-	300.00	-
7.17% Redeemable at par on 23.07.2025				
<b>Series 2013-14 Tranche 2</b>	1,057.40	-	1,057.40	-
Redeemable at par. Bonds amounting to ₹ 419.32 Crores are redeemable on 22.03.2024, ₹ 530.42 Crores are redeemable on 23.03.2029 and ₹ 109.66 Crores are redeemable on 24.03.2034 with interest rates varying from 8.19% to 8.88% payable annually				
<b>Series 2013-14 Series 4A &amp; 4B</b>	150.00	-	150.00	-
Redeemable at par. Bonds amounting to ₹ 105.00 Crores are redeemable on 11.10.2023 and ₹ 45.00 Crores are redeemable on 11.10.2028 with interest rates varying from 8.18% to 8.54% payable annually				
<b>Series 2013-14 Tranche 1</b>	3,410.60	-	3,410.60	-
Redeemable at par. Bonds amounting to ₹ 575.06 Crores are redeemable on 25.09.2023, ₹ 2,810.26 Crores are redeemable on 25.09.2028 and ₹ 55.28 Crores are redeemable on 26.09.2033 with interest rates varying from 8.01% to 8.71% payable annually				

## CONSOLIDATED NOTES TO ACCOUNTS

(₹ in Crores)

Particulars	As at 31.03.2017		As at 31.03.2016	
	Non-Current	Current	Non-Current	Current
<b>Series 2013-14 Series 3A &amp; 3B</b>	1,350.00	-	1,350.00	-
Redeemable at par. Bonds amounting to ₹ 209.00 Crores are redeemable on 29.08.2023 and ₹ 1,141.00 Crores are redeemable on 29.08.2028 with interest rates varying from 8.01% to 8.46% payable annually				
<b>Series 2012-13 Tranche 2</b>	131.06	-	131.06	-
Redeemable at par. Bonds amounting to ₹ 81.35 Crores are redeemable on 27.03.2023 and bonds amounting to ₹ 49.71 Crores are redeemable on 27.03.2028 with interest rates varying from 6.88% to 7.54% payable annually				
<b>Series 2012-13 Tranche 1</b>	1,982.35	-	1,982.35	-
Redeemable at par. Bonds amounting to ₹ 1,165.31 Crores are redeemable on 19.12.2022 and bonds amounting to ₹ 852.04 Crores are redeemable on 20.12.2027 with interest rates varying from 7.22% to 7.88% payable annually				
<b>Series 2012-13 Series 2A &amp; 2B</b>	500.00	-	500.00	-
Redeemable at par. Bonds amounting to ₹ 255.00 Crores are redeemable on 21.11.2022 and bonds amounting to ₹ 245.00 Crores are redeemable on 22.11.2027 with interest rates of 7.21% and 7.38% respectively payable annually				
<b>Series 2011-12</b>	3,000.00	-	3,000.00	-
Redeemable at par. Bonds amounting to ₹ 839.67 Crores are redeemable on 28.03.2022 and bonds amounting to ₹ 2,160.33 Crores are redeemable on 29.03.2027 with interest rates varying from 7.93% to 8.32% payable annually				
<b>Total - Tax Free Bonds</b>	<b>12,577.97</b>	<b>-</b>	<b>12,577.97</b>	<b>-</b>
<b>4.1.2 Term Loans</b>				
<b>Term Loan from Financial Institutions</b>				
- Life Insurance Corporation of India (LIC)	400.00	350.00	750.00	350.00
The Loan of ₹1500 Crores (present outstanding ₹ 100 Crores @ 6.242% and ₹ 50 Crores @ 6.231%) & ₹ 2,000 Crores (present outstanding ₹ 600 Crores @ 7.35%) repayable in 10 equal annual installments commencing from 01.10.2008 and 01.10.2010 respectively.				
- PTC India Financial Services Limited (PFS)	-	31.71	-	-
The Loan of ₹ 100 Crores (REC's share ₹ 31.71 Crores) with interest rate varying between 10.50% and 10.25% p.a. linked to the PFS Reference Rate is repayable in 4 equal quarterly instalments commencing from 01.04.2017.				
<b>Total - Term Loans</b>	<b>400.00</b>	<b>381.71</b>	<b>750.00</b>	<b>350.00</b>

## CONSOLIDATED NOTES TO ACCOUNTS

(₹ in Crores)

	Particulars	As at 31.03.2017		As at 31.03.2016	
		Non-Current	Current	Non-Current	Current
4.2	<b>Details of Unsecured long-term debt :</b>				
4.2.1	<b>Bonds</b>				
4.2.1.1	<b>Institutional Bonds</b>				
	<b>147th Series</b>	2,745.00	-	-	-
	7.95% Redeemable at par on 12.03.2027				
	<b>142nd Series</b>	3,000.00	-	-	-
	7.54% Redeemable at par on 30.12.2026				
	<b>140th Series</b>	2,100.00	-	-	-
	7.52% Redeemable at par on 07.11.2026				
	<b>136th Series</b>	2,585.00	-	2,585.00	-
	8.11% Redeemable at par on 07.10.2025				
	<b>95-II Series</b>	1,800.00	-	1,800.00	-
	8.75% Redeemable at par on 14.07.2025				
	<b>94th Series</b>	1,250.00	-	1,250.00	-
	8.75% Redeemable at par on 09.06.2025				
	<b>133rd Series</b>	2,396.00	-	2,396.00	-
	8.30% Redeemable at par on 10.04.2025				
	<b>131st Series</b>	2,285.00	-	2,285.00	-
	8.35% Redeemable at par on 21.02.2025				
	<b>130th Series</b>	2,325.00	-	2,325.00	-
	8.27% Redeemable at par on 06.02.2025				
	<b>129th Series</b>	1,925.00	-	1,925.00	-
	8.23% Redeemable at par on 23.01.2025				
	<b>128th Series</b>	2,250.00	-	2,250.00	-
	8.57% Redeemable at par on 21.12.2024				
	<b>115th Series - Subordinate Tier-II Bonds</b>	2,500.00	-	2,500.00	-
	8.06% Redeemable at par on 31.05.2023				
	<b>114th Series</b>	4,300.00	-	4,300.00	-
	8.82% Redeemable at par on 12.04.2023				
	<b>111-II Series</b>	2,211.20	-	2,211.20	-
	9.02% Redeemable at par on 19.11.2022				
	<b>107th Series</b>	2,378.20	-	2,378.20	-
	9.35% Redeemable at par on 15.06.2022				
	<b>132nd Series</b>	700.00	-	700.00	-
	8.27% Redeemable at par on 09.03.2022				
	<b>145th Series</b>	625.00	-	-	-
	7.46% Redeemable at par on 28.02.2022				
	<b>141st Series</b>	1,020.00	-	-	-
	7.14% Redeemable at par on 09.12.2021				

## CONSOLIDATED NOTES TO ACCOUNTS

(₹ in Crores)

Particulars	As at 31.03.2017		As at 31.03.2016	
	Non-Current	Current	Non-Current	Current
<b>127th Series</b>	1,550.00	-	1,550.00	-
8.44% Redeemable at par on 04.12.2021				
<b>105th Series</b>	3,922.20	-	3,922.20	-
9.75% Redeemable at par on 11.11.2021				
<b>139th Series</b>	2,500.00	-	-	-
7.24% Redeemable at par on 21.10.2021				
<b>101-III Series</b>	3,171.80	-	3,171.80	-
9.48% Redeemable at par on 10.08.2021				
<b>100th Series</b>	1,500.00	-	1,500.00	-
9.63% Redeemable at par on 15.07.2021				
<b>98th Series</b>	3,000.00	-	3,000.00	-
9.18% Redeemable at par on 15.03.2021				
<b>97th Series</b>	2,120.50	-	2,120.50	-
8.80% Redeemable at par on 30.11.2020				
<b>96th Series</b>	1,150.00	-	1,150.00	-
8.80% Redeemable at par on 26.10.2020				
<b>135th Series</b>	2,750.00	-	2,750.00	-
8.36% Redeemable at par on 22.09.2020				
<b>144th Series</b>	835.00	-	-	-
7.13% Redeemable at par on 21.09.2020				
<b>134th Series</b>	2,675.00	-	2,675.00	-
8.37% Redeemable at par on 14.08.2020				
<b>143rd Series</b>	1,275.00	-	-	-
6.83% Redeemable at par on 29.06.2020				
<b>148th Series</b>	1,200.00	-	-	-
7.42% Redeemable at par on 17.06.2020				
<b>113th Series</b>	1,542.00	-	1,542.00	-
8.87% Redeemable at par on 09.03.2020				
<b>111-I Series</b>	452.80	-	452.80	-
9.02% Redeemable at par on 19.11.2019				
<b>126th Series</b>	1,700.00	-	1,700.00	-
8.56% Redeemable at par on 13.11.2019				
<b>125th Series</b>	3,000.00	-	3,000.00	-
9.04% Redeemable at par on 11.10.2019				
<b>108-II Series</b>	960.00	-	960.00	-
9.39% Redeemable at par on 20.07.2019				
<b>95-I Series</b>	200.00	-	200.00	-
8.70% Redeemable at par on 12.07.2019				
<b>137th Series</b>	2,225.00	-	2,225.00	-
8.05% Redeemable at par on 07.12.2018				

## CONSOLIDATED NOTES TO ACCOUNTS

(₹ in Crores)

	Particulars	As at 31.03.2017		As at 31.03.2016	
		Non-Current	Current	Non-Current	Current
	<b>146th Series</b>	3,300.00	-	-	-
	9.25% Redeemable at par on 03.09.2018				
	<b>112th Series</b>	-	1,500.00	1,500.00	-
	8.70% Redeemable at par on 01.02.2018				
	<b>109th Series</b>	-	1,734.70	1,734.70	-
	9.25% Redeemable at par on 28.08.2017				
	<b>108-I Series</b>	-	2,125.00	2,125.00	-
	9.40% Redeemable at par on 20.07.2017				
	<b>138th Series</b>	-	-	-	2,895.00
	8.28% Redeemed at par on 04.03.2017				
	<b>106th Series</b>	-	-	-	1,500.00
	9.28% Redeemed at par on 15.02.2017				
	<b>103-I Series</b>	-	-	-	50.00
	9.35% Redeemed at par on 19.10.2016				
	<b>102nd Series</b>	-	-	-	2,216.20
	9.38% Redeemed at par on 06.09.2016				
	<b>101-II Series</b>	-	-	-	394.60
	9.45% Redeemed at par on 10.08.2016				
	<b>Total - Institutional Bonds</b>	79,424.70	5,359.70	66,184.40	7,055.80
<b>4.2.1.2</b>	<b>Infrastructure Bonds</b>				
	<b>Series-II (2011-12)</b>	29.50	-	29.51	128.08
	Redeemable at par. Refer Note 4.6				
	<b>Series-I (2010-11)</b>	5.39	76.75	5.39	79.41
	Redeemable at par. Refer Note 4.6				
	<b>Total - Infrastructure Bonds</b>	34.89	76.75	34.90	207.49
<b>4.2.1.3</b>	<b>Zero Coupon Bonds</b>				
	<b>ZCB - Series II</b>	194.57	-	178.95	-
	(Net of unamortised discount, 89,510 bonds with face value of ₹ 30,000 each redeemable at par on 03.02.2021)				
	<b>ZCB - Series I</b>	878.52	-	811.69	-
	(Net of unamortised discount, 3,92,700 bonds with face value of ₹ 30,000 each redeemable at par on 15.12.2020)				
	<b>Total - Zero Coupon Bonds</b>	1,073.09	-	990.64	-
<b>4.2.2</b>	<b>Other Loans &amp; Advances</b>				
<b>4.2.2.1</b>	<b>Foreign Currency Borrowings</b>				
	CHF Bonds - CHF 200 Mn	-	-	-	1,378.50
	3.50% Redeemed at par on 07.03.2017				

## CONSOLIDATED NOTES TO ACCOUNTS

(₹ in Crores)

Particulars	As at 31.03.2017		As at 31.03.2016	
	Non-Current	Current	Non-Current	Current
<b>JICA Loan - Guaranteed by Govt. of India</b>	237.65	169.84	400.61	210.13
0.75% JICA-I loan repayable in equal half-yearly instalments of ₹982.33 Mn till 20.03.2021, next instalment falling due on 20.09.2017 and 0.65% JICA-II loan repayable in half-yearly instalments till 20.03.2023, next instalment falling due on 20.09.2017				
<b>KfW Loan - Guaranteed by Govt. of India</b>	51.03	51.02	93.33	51.10
3.73% Loan repayable in equal half-yearly instalments of €3.68 Mn, next instalment due on 30.06.2017				
<b>KfW Loan - Guaranteed by Govt. of India</b>	95.28	-	64.86	-
1.96% Loan repayable first in 14 equal half-yearly instalments of €2.941 Mn and then in next 3 equal half-yearly instalments of €2.942 Mn, first instalment due on 30.06.2018. Total Loan Amount as on 31.03.2017 ₹ 300.48 Crores (Equivalent to €43.39 Mn), REC'S share ₹ 95.28 cr)				
<b>AFD Loan - Guaranteed by Govt. of India</b>	8.17	-	-	-
1.87% Loan repayable in 20 equal half-yearly instalments of €2.50 Mn, first instalment due on 31.10.2020. Total Loan Amount as on 31.03.2017 ₹ 25.75 Crores (Equivalent to €3.72 Mn), REC'S share ₹ 8.17 cr)				
<b>Syndicated Loan- US \$300 Mn</b>	-	-	-	1,367.24
Repaid on 19.08.2016				
<b>KfW-II Loan - Guaranteed by Govt. of India</b>	161.58	53.86	213.77	53.44
2.89% Loan repayable in equal half-yearly instalments of €3.88 Mn, next instalment falling due on 30.06.2017				
<b>Syndicated Loan- ₹19.029 Bn</b>	-	1,102.92	1,184.43	-
Repayable on 10.04.2017				
<b>KfW-III Loan - Guaranteed by Govt. of India</b>	473.81	72.89	558.76	88.61
1.86% Loan repayable in equal half-yearly instalments of €5.26 Mn, next instalment falling due on 30.06.2017				
<b>Syndicated Loan- US \$285 Mn</b>	1,847.90	-	1,780.28	-
Repayable on 02.12.2018				
<b>Syndicated Loan- US \$250 Mn</b>	1,620.97	-	1,521.75	-
Repayable on 29.05.2019				
<b>Syndicated Loan- US \$400 Mn</b>	2,593.54	-	2,435.78	-
Loan of US\$ 230 Mn and US\$ 170 Mn repayable on 24.07.2019 and 27.10.2019 respectively				
<b>Syndicated Loan- US \$400 Mn</b>	2,593.54	-	2,539.64	-
Repayable on 12.03.2020				

## CONSOLIDATED NOTES TO ACCOUNTS

(₹ in Crores)

Particulars	As at 31.03.2017		As at 31.03.2016	
	Non-Current	Current	Non-Current	Current
<b>Syndicated Loan- US \$300 Mn</b>	1,945.16	-	1,909.56	-
Repayable on 29.07.2020				
<b>Syndicated Loan- US \$250 Mn</b>	1,620.97	-	1,653.25	-
Loan of US\$ 150 Mn and US\$ 100 Mn repayable on 18.09.2018 and 19.11.2018 respectively				
<b>Syndicated Loan- US \$300 Mn</b>	1,945.16	-	1,997.80	-
Repayable on 01.12.2020				
<b>Syndicated Loan- US \$250 Mn</b>	1,620.97	-	1,688.46	-
Repayable on 05.02.2019				
<b>Syndicated Loan- US \$120 Mn</b>	778.06	-	797.28	-
Repayable on 21.03.2019				
<b>Syndicated Loan- US \$100 Mn</b>	648.39	-	-	-
Repayable on 05.10.2021				
<b>Syndicated Loan- US \$230 Mn</b>	1,491.29	-	-	-
Repayable on 19.01.2022				
<b>Total - Foreign Currency Borrowings</b>	<b>19,733.47</b>	<b>1,450.53</b>	<b>18,839.56</b>	<b>3,149.02</b>

### 4.3 Security Details of the Secured Borrowings

The Bond Series 82, 83, 85, 86A, 86 B-III, 87-II, 87 A-III, 88, 90, 90 B-II, 90 C-II, 91-II and 92-II of Institutional Bonds are secured by a charge on (a) mortgage of Flat No. 640, Asiad Games Village, New Delhi and (b) pari passu charge on the receivables of our Company, both present and future, save and except receivables hypothecated to Vistra ITCL (India) Ltd. (formerly known as IL&FS Trust Company Ltd.) on the basis of joint hypothecation agreement dated 24 September 2010 in favour of IDBI Trusteeship Services Ltd.

The Bond Series 116-II, 117, 118, 119 and 122 of Institutional Bonds are secured by a charge on first pari passu charge on the book debts of the issuer both present & future which are charged to other lenders / trustees and as may be agreed between the issuer and the trustee, pursuant to the terms of the Debenture /Bond Trust cum Hypothecation Deed with a minimum security cover of one time of the aggregate face value amount of the bonds outstanding at all times in favor of IDBI Trusteeship Services Ltd.

The Bond Series 123-I, 123-IIIA, 123-IIIB and 124-I of Institutional Bonds are secured by way of first pari passu charge on the Specified Immovable Property and the book debts of the Issuer which are charged to other lender / trustee and as may be agreed between the Issuer and the Trustee, pursuant to the terms of the Bond Trust Deed with a minimum security cover of one time of the aggregate face value of amount of bonds outstanding at all times and amount of interest due thereon in favor of IDBI Trusteeship Services Ltd.

The Bond Series STRPP (Separately Transferrable Redeemable Principal Parts) A, B and C are secured by way of first pari passu charge over movable fixed assets of EESL, a Joint Venture of the Company with minimum asset coverage of 1 times.

The Bond Series IX of 54EC Capital Gain Tax Exemption Bonds is secured by first pari passu charge on (a) mortgage of premises at Sub Plot No. 8, TPS No 2, FP No. 584P, situated at Village Subhanpura, Distt Vadodara and (b) hypothecation of receivables (other than those that are exclusively charged/earmarked to lenders / other Trustees) in favour of IDBI Trusteeship Services Ltd.

Tax Free Bonds issued during FY 2011-12 are secured by first pari passu charge on premises at Shop No. 12, Ground Floor, Block No. 35, Church Road, Mylapore, Chennai and hypothecation of receivables of ₹ 4,998.66 Crores of MSEDCL in favour of Vistra ITCL (India) Ltd. (formerly known as IL&FS Trust Company Ltd.).

Tax Free Bonds issued during FY 2013-14 are secured by first pari passu charge on the book debts (other than those that are exclusively charged/earmarked to lenders / other Trustees) of the Company in favour of SBICap Trustee Company Ltd.

The Bond Series X of 54EC Capital Gain Tax Exemption Bonds and Tax Free Bonds issued during FY 2012-13 & 2015-16 are secured by first pari passu charge on (a) mortgage of premises at Sub Plot No. 8, TPS No 2, FP No. 584P, situated at Village Subhanpura, Distt Vadodara and (b) hypothecation of receivables (other than those that are exclusively charged/ earmarked to lenders / other Trustees) in favour of SBICap Trustee Company Ltd.

## CONSOLIDATED NOTES TO ACCOUNTS

The term loans are secured by a charge on the receivables of our Company, both present and future, save and except certain specific receivables hypothecated to IL&FS Trust Company Limited on the basis of joint hypothecation agreement dated September 24, 2010 in favour of IDBI Trusteeship Services Ltd.

**4.4** Foreign Currency Borrowings have been raised at interest rates ranging from a spread of 65 bps to 220 bps over 6 Months' USD/JPY LIBOR (London Inter Bank Offered Rate) except where rates have been stated above in Note No. 4.2.2.1.

### 4.5 Ratings assigned by credit rating agencies and migration

#### Domestic and International Credit Rating

The domestic debt instruments of REC continue to enjoy "AAA" rating – the highest rating assigned by CRISIL, CARE, India Ratings & Research & ICRA-Credit Rating Agencies.

REC enjoys international credit rating equivalent to sovereign rating of India from International Credit Rating Agencies Moody's and FITCH which is "Baa3" and "BBB-" respectively.

There has been no migration of ratings during the year.

### 4.6 Details of Infrastructure Bonds Issued are as under :

#### Series I (2010-11) allotted on 31.03.2011

Rate of Interest	Amount (₹ in Crores)	Redemption Details
8.00%	17.40	Redeemable on the date falling 10 years from the date of allotment with buyback option by bondholders after 5/6/7/8/9 years
8.20%	59.35	
8.10%	1.60	Redeemable on the date falling 10 years from the date of allotment
8.20%	3.79	
<b>Total</b>	<b>82.14</b>	

#### Series II (2011-12) allotted on 15.02.2012

Rate of Interest	Amount (₹ in Crores)	Redemption Details
9.15% Cumulative	13.43	Redeemable on the date falling 15 years from the date of allotment with buyback option by bondholders after 7 years
9.15% Annual	5.00	
8.95% Cumulative	5.73	Redeemable on the date falling 10 years from the date of allotment
8.95% Annual	1.38	
9.15% Cumulative	2.83	Redeemable on the date falling 15 years from the date of allotment
9.15% Annual	1.13	
<b>Total</b>	<b>29.50</b>	

**4.7** During the year, the Company has come across an instance of fraudulent encashment through forged documents of money invested by one of the investors in 54EC Capital Gains tax Exemption Bonds by some impersonator. The Company has lodged complaint with the Police against the unknown person and the officials of then Registrar and Transfer Agent (R&TA). Accordingly, an amount of ₹ 0.59 Crore has been shown recoverable from the RTA in the books of accounts and the matter has been duly reported to the Reserve Bank of India (RBI). Further, as a precautionary measure, the services of then existing RTA have been discontinued and new RTA has been appointed.



## CONSOLIDATED NOTES TO ACCOUNTS

### 5. Deferred Tax Liabilities (Net)

(₹ in Crores)

Particulars	As at 31.03.2017	As at 31.03.2016
<b>Deferred Tax Liabilities on account of:</b>		
Depreciation	4.57	4.48
Foreign Currency Exchange Fluctuation Loss	-	59.67
MTM on Interest Rate Swap	66.48	-
<b>Total</b>	<b>71.05</b>	<b>64.15</b>
<b>Deferred Tax Assets on account of:</b>		
Provision for Earned Leave	10.85	8.13
Provision for Medical Leave	6.67	5.49
Foreign Currency Exchange Fluctuation Loss	12.57	-
Provision for Gratuity	0.03	0.03
Provision for Doubtful Debts	0.88	2.03
Provision for Contingencies of Project Cost Revisions	-	0.79
Provision for Employee benefits	0.09	0.11
Preliminary Expenses	-	-
Operating lease liabilities	0.04	0.03
<b>Total</b>	<b>31.13</b>	<b>16.61</b>
<b>Deferred Tax Liabilities (Net)</b>	<b>39.92</b>	<b>47.54</b>

5.1 The Company has no intention to make withdrawal from the special reserve created and maintained under section 36(1)(viii) of the Income Tax Act, 1961. Hence, the special reserve created and maintained is not capable of being reversed and thus, it becomes a permanent difference as per Accounting Standard 22. Accordingly, the Company is not creating any deferred tax liability on the said reserve.

### 6. Other Long-term Liabilities

(₹ in Crores)

Particulars	As at 31.03.2017	As at 31.03.2016
- Non-Current Portion of Interest accrued but not due on borrowings	12.38	9.50
- Others	1.04	0.51
<b>Total</b>	<b>13.42</b>	<b>10.01</b>

### 7. Long-term and Short-term Provisions

(₹ in Crores)

Particulars	As at 31.03.2017		As at 31.03.2016	
	Non-Current	Current	Non-Current	Current
<b>Provisions for</b>				
(A) <b>Employee Benefits</b>				
Earned Leave Liability	28.48	3.31	21.35	2.31
Post Retirement Medical Benefits	92.49	4.66	82.50	4.12
Medical Leave Liability	16.63	2.64	13.65	2.22
Settlement Allowance	1.10	0.17	1.06	0.16
Economic Rehabilitation Scheme	3.44	0.01	3.31	0.03
Long Service Award	2.64	0.19	2.45	0.11
Loyalty Bonus	0.11	0.04	0.08	0.07
Gratuity	0.19	-	0.08	-
<b>Sub-total (A)</b>	<b>145.08</b>	<b>11.02</b>	<b>124.48</b>	<b>9.02</b>

## CONSOLIDATED NOTES TO ACCOUNTS

(₹ in Crores)

Particulars	As at 31.03.2017		As at 31.03.2016	
	Non-Current	Current	Non-Current	Current
<b>(B) Others</b>				
Standard Loan Assets	536.59	70.87	420.35	123.08
Restructured Standard Loans	1,167.67	73.52	750.71	70.63
Interest on Loans Due & Converted into Equity	-	3.96	-	3.96
Incentive	-	20.34	-	18.13
Pay Revision	-	14.59	-	-
Proposed Dividend (Refer Note 3.5)	-	-	-	503.60
Corporate Dividend Tax	-	-	-	106.49
CSR Expenses	-	-	-	21.22
Contingencies of project cost revisions	-	-	-	2.29
Provision for Warranty	0.13	-	-	-
<b>Sub-total (B)</b>	<b>1,704.39</b>	<b>183.28</b>	<b>1,171.06</b>	<b>849.40</b>
<b>Total (A+B)</b>	<b>1,849.47</b>	<b>194.30</b>	<b>1,295.54</b>	<b>858.42</b>

### 7.1 Details and movement of Provisions:

(in ₹ Crores)

Provisions for	Opening Balance	Additions during the Year	Paid/ Adjusted during the year	Closing Balance
<b>Earned Leave Liability</b>	<b>23.66</b>	<b>12.62</b>	<b>4.51</b>	<b>31.79</b>
Previous year	23.19	6.38	5.87	23.66
<b>Post Retirement Medical Benefits</b>	<b>86.62</b>	<b>17.21</b>	<b>6.68</b>	<b>97.15</b>
Previous year	77.61	15.33	6.32	86.62
<b>Medical Leave Liability</b>	<b>15.87</b>	<b>4.95</b>	<b>1.55</b>	<b>19.27</b>
Previous year	15.22	2.11	1.46	15.87
<b>Settlement Allowance</b>	<b>1.22</b>	<b>0.14</b>	<b>0.09</b>	<b>1.27</b>
Previous year	1.20	0.12	0.10	1.22
<b>Economic Rehabilitation Scheme</b>	<b>3.34</b>	<b>0.95</b>	<b>0.84</b>	<b>3.45</b>
Previous year	2.72	1.26	0.64	3.34
<b>Long Service Award</b>	<b>2.56</b>	<b>1.01</b>	<b>0.74</b>	<b>2.83</b>
Previous year	2.84	0.02	0.30	2.56
<b>Loyalty Bonus</b>	<b>0.15</b>	<b>0.01</b>	<b>0.01</b>	<b>0.15</b>
Previous year	0.09	0.06	-	0.15
<b>Gratuity</b>	<b>0.08</b>	<b>0.11</b>	<b>-</b>	<b>0.19</b>
Previous year	-	0.04	0.04	0.08
<b>Standard Loan Assets</b>	<b>543.43</b>	<b>64.03</b>	<b>-</b>	<b>607.46</b>
Previous year	490.92	138.93	86.42	543.43
<b>Restructured Standard Loans</b>	<b>821.34</b>	<b>419.85</b>	<b>-</b>	<b>1,241.19</b>
Previous year	451.77	369.57	-	821.34
<b>Interest on Loans Due &amp; Converted into Equity</b>	<b>3.96</b>	<b>-</b>	<b>-</b>	<b>3.96</b>
Previous year	-	3.96	-	3.96
<b>Incentive</b>	<b>18.13</b>	<b>15.52</b>	<b>13.31</b>	<b>20.34</b>
Previous year	16.71	14.34	12.92	18.13
<b>Pay Revision</b>	<b>-</b>	<b>14.59</b>	<b>-</b>	<b>14.59</b>
Previous year	-	-	-	-
<b>CSR Expenses</b>	<b>21.22</b>	<b>69.05</b>	<b>90.27</b>	<b>-</b>
Previous year	58.04	126.08	162.90	21.22
<b>Proposed Dividend</b>	<b>503.60</b>	<b>-</b>	<b>503.60</b>	<b>-</b>
Previous year	266.61	503.60	266.61	503.60
<b>Corporate Dividend Tax</b>	<b>106.49</b>	<b>277.46</b>	<b>383.95</b>	<b>-</b>
Previous year	56.32	345.68	295.51	106.49

## CONSOLIDATED NOTES TO ACCOUNTS

Provisions for	Opening Balance	Additions during the Year	Paid/ Adjusted during the year	Closing Balance
<b>Income Tax</b>	<b>6,533.48</b>	<b>2,626.66</b>	<b>6,395.15</b>	<b>2,751.95</b>
Previous year	5,322.76	2,560.78	1,351.30	6,533.48
<b>Warranty</b>	<b>-</b>	<b>0.13</b>	<b>-</b>	<b>0.13</b>
Previous year	-	-	-	-
<b>Contingencies of project cost revisions</b>	<b>2.29</b>	<b>0.36</b>	<b>2.65</b>	<b>-</b>
Previous year	2.13	2.96	2.80	2.29

### 8. Short-term Borrowings

(₹ in Crores)

Particulars	As at 31.03.2017	As at 31.03.2016
<b>(A) Loans Repayable on Demand, unsecured</b>		
- from Banks	-	749.93
<b>(B) Commercial Paper, unsecured</b>	-	5,600.00
<b>(C) Other Loans and Advances</b>		
- from Banks		
Secured *	110.98	71.97
Unsecured	-	10.08
- from Financial Institutions, secured *	-	28.79
<b>Total (A+B+C)</b>	<b>110.98</b>	<b>6,460.77</b>

\*Other loans and advances from banks belonging to EESL, a Joint Venture of the Company are secured by pari-passu charge on book debts of EESL.

### 9. Trade Payables

(₹ in Crores)

Particulars	As at 31.03.2017	As at 31.03.2016
Trade Payables	160.39	117.96
<b>Total</b>	<b>160.39</b>	<b>117.96</b>

### 10. Other Current Liabilities

(₹ in Crores)

Particulars	As at 31.03.2017	As at 31.03.2016
<b>(A) Current maturities of long-term debt (Refer Note 4)</b>	<b>18,059.77</b>	<b>23,967.02</b>
<b>(B) Interest accrued but not due on borrowings</b>	<b>6,025.45</b>	<b>6,227.74</b>
<b>(C) Income Received in Advance</b>	<b>8.41</b>	<b>21.50</b>
<b>(D) Unpaid Dividends</b>	<b>2.75</b>	<b>2.73</b>
<b>(E) Unpaid Principal &amp; Interest on Bonds</b>		
- Matured Bonds & Interest Accrued thereon	51.54	44.83
- Interest on Bonds	15.19	12.57
<b>(F) Other payables</b>		
"- Funds Received from Govt. of India for Disbursement as Subsidy/ Grant"	46,154.67	38,111.60
Add: Interest on Subsidy/ Grant (Refer Note 10.3)	2.18	18.10
Less: Disbursed to Beneficiaries	-46,131.01	-38,091.35
Undisbursed Funds to be disbursed as Subsidy/Grant	25.84	38.35
- Statutory Dues payable including PF and TDS	53.33	36.37
- Payable towards funded staff benefits	13.63	0.53
- Other Liabilities	269.08	125.79
<b>Sub-total (F)</b>	<b>361.88</b>	<b>201.04</b>
<b>Total (A to F)</b>	<b>24,524.99</b>	<b>30,477.43</b>

## CONSOLIDATED NOTES TO ACCOUNTS

### 10.1 Subsidy Under Accelerated Generation & Supply Programme (AG&SP):

The Company is maintaining an Interest Subsidy Fund Account and was given AG&SP subsidy (for disbursement to the eligible borrowers) by Govt. of India at net present value calculated at indicative rates and year in accordance with GOI's letter vide D.O.No. 32024/17/97-PFC dated 23.09.1997 and O.M.No.32024/23/2001-PFC dated 07.03.2003 irrespective of the actual repayment schedule, moratorium year and duration of repayment of the eligible schemes. The impact of difference between the indicative rate and year considered at the time of drawl and the actual can be ascertained only after the end of the respective schemes.

Net amount of ₹ 0.86 Crores as at 31 March 2017 (₹ 1.26 Crores as at 31 March 2016) represents the balance amount of interest subsidy fund, which is to be passed on to the borrowers against their interest liability arising in future, under Accelerated Generation & Supply Programme (AG&SP), which comprises of the following :-

(₹ in Crores)

Particulars	For the Year ended 31.03.2017	For the Year ended 31.03.2016
<b>Opening Balance of Interest Subsidy Fund</b>	<b>1.26</b>	2.22
Add: Interest earned during the year	0.07	0.07
Less: Interest subsidy passed on to the borrower	0.47	1.03
<b>Closing Balance of Interest Subsidy Fund</b>	<b>0.86</b>	1.26

**10.2** Government of India has appointed Rural Electrification Corporation Ltd. as a nodal agency for implementation of Deen Dayal Upadhyaya Gram Jyoti Yojna (DDUGJY). The funds received for disbursement to various agencies under the scheme are kept in a separate bank account. The undisbursed funds for the scheme (including the funds received under erstwhile RGGVY Scheme) including interest earned thereto are classified under "Undisbursed Subsidy/ grant" under the head "Other Current Liabilities".

During the year, interest earned of ₹ 24.84 Crores (Previous year ₹ 39.15 Crores) has been taken to DDUGJY Subsidy account. Further, during the year, an amount of ₹ 40.78 crores (Previous year ₹ 71.66 crores) has been refunded back to MoP out of the total interest on subsidy.

### 10.3 The movement in Interest on Subsidy/ Grant is explained as under:

(₹ in Crores)

Particulars	For the Year ended 31.03.2017	For the Year ended 31.03.2016
Opening Balance	18.10	51.38
Add: Interest earned during the year	25.94	41.49
Less: Amount refunded to Govt. during the year	41.59	74.19
Less: Disbursement out of Interest earned on account of AG&SP Grant	0.27	0.58
Closing Balance	2.18	18.10

## CONSOLIDATED NOTES TO ACCOUNTS

### 11. Fixed Assets as at 31 March 2017

(₹ in Crores)

FIXED ASSETS	GROSS BLOCK			DEPRECIATION/ AMORTISATION			NET BLOCK		
	As at 01.04.2016	Additions during the year	Sales/ adjustment during the year	Closing as on 31.03.2017	Upto 31.03.2016	During the year	Adjustment during the year	As at 31.03.2017	As at 31.03.2016
<b>Tangible Assets</b>									
Freehold Land	80.62	2.30	-	82.92	-	-	-	82.92	80.62
Leasehold Land	1.93	4.62	-0.04	6.59	0.28	0.12	-0.01	6.18	1.65
Buildings	33.17	0.72	2.30	31.59	7.76	0.49	0.63	23.97	25.41
Furniture & Fixtures	8.12	0.52	0.01	8.63	5.12	0.63	0.08	2.96	3.00
Vehicles	0.43	-	-	0.43	0.24	0.04	-	0.15	0.19
EDP Equipments	18.81	3.09	3.69	18.21	13.79	2.65	3.49	5.26	5.02
Office Equipments	158.29	117.17	-15.61	291.07	21.13	35.83	-1.44	232.67	137.16
<b>Total</b>	<b>301.37</b>	<b>128.42</b>	<b>-9.65</b>	<b>439.44</b>	<b>48.32</b>	<b>39.76</b>	<b>2.75</b>	<b>354.11</b>	<b>253.05</b>
Previous year	138.43	158.99	-3.94	301.36	29.94	19.09	0.72	253.05	
<b>Intangible Assets</b>									
Computer Software	7.18	0.27	-0.02	7.47	6.15	0.57	-0.01	0.74	1.03
<b>Total</b>	<b>7.18</b>	<b>0.27</b>	<b>-0.02</b>	<b>7.47</b>	<b>6.15</b>	<b>0.57</b>	<b>-0.01</b>	<b>0.74</b>	<b>1.03</b>
Previous year	7.06	0.12	-0.00	7.18	5.59	0.58	0.02	1.03	
<b>Capital Work-in-progress</b>	<b>76.84</b>	<b>243.05</b>	<b>155.76</b>	<b>164.13</b>	-	-	-	<b>164.13</b>	<b>76.84</b>
Previous year	9.81	195.23	128.20	76.84	-	-	-	76.84	
<b>Intangible Assets under Development</b>	<b>1.21</b>	<b>0.25</b>	-	<b>1.46</b>	-	-	-	<b>1.46</b>	<b>1.21</b>
Previous year	-	1.21	-	1.21	-	-	-	1.21	

**11.1** The formalities regarding registration of conveyance deed in respect of certain immovable properties acquired by the Company amounting to ₹ 50.51 Crores (Previous year ₹ 50.51 Crores) are yet to be executed.

**11.2** In the opinion of management, there is no impairment of the assets of the Company in terms of AS-28. Accordingly, no provision for impairment loss as required under Accounting Standard-28 'Impairment of Assets' has been made.

**11.3 Disclosure in respect of Intangible Assets as required in AS-26 "Intangible Assets" :**

Amortisation Rate      20%, 100% in case the total cost of the asset is ₹5,000 or less

## CONSOLIDATED NOTES TO ACCOUNTS

### 12. Investments

(₹ in Crores)

Particulars	As at 31.03.2017		As at 31.03.2016	
	Number (Face Value ₹ unless Stated)	Amount	Number (Face Value ₹ unless Stated)	Amount
<b>Valued at Cost</b>				
<b>(1) Non-Current Investments</b>				
<b>(A) Trade Investments</b>				
<b>(i) Investment in Equity Instruments - Quoted</b>				
- NHPC Limited	18,40,11,865 (10)	400.80	-	-
<b>(ii) Investment in Equity Instruments - Unquoted</b>				
<b>- Others</b>				
- Energypro Assets Limited	230680 (₹1)	0.60	-	-
- India Energy Exchange Limited	12,50,000 (10)	1.25	12,50,000 (10)	1.25
- Universal Commodity Exchange Limited	1,60,00,000 (10)	16.00	1,60,00,000 (10)	16.00
<b>Less: Provision for Diminution in Investment</b>		<b>(16.00)</b>		<b>-16.00</b>
<b>(iii) Investment in Government Securities - Unquoted</b>				
- 8% Government of Madhya Pradesh Power Bonds-II *	4 (47,16,00,000)	188.64	6 (47,16,00,000)	282.96
Maturing in equal half yearly Instalments of one bond each, next instalment due on 01.10.2017				
<b>(iv) Investment in Debentures - Unquoted</b>				
- 9.68% Bonds of UP Power Corporation Ltd.	30,385 (1,00,000)	303.85	38,050 (1,00,000)	380.50
<b>(v) Investment in Venture Capital Funds - Unquoted</b>				
- 'Small is Beautiful' Fund	61,52,200 (10)	6.15	61,52,200 (10)	6.15
<b>(B) Other Investments</b>				
<b>(ii) Investment in Tax Free Bonds - Quoted</b>				
8.76% Bonds of HUDCO Ltd.	50000 (1000)	5.00	50000 (1000)	5.00
7.39% Bonds of HUDCO Ltd.	86798 (1000)	8.68	86798 (1000)	8.68
7.35% Bonds of NHAI	42855 (1000)	4.29	42855 (1000)	4.29
7.39% Bonds of NHAI	35463 (1000)	3.55	35463 (1000)	3.55
7.49% Bonds of IREDA Ltd.	61308 (1000)	6.13	61308 (1000)	6.13
7.35% Bonds of IRFC Ltd.	22338 (1000)	2.23	22338 (1000)	2.23
7.35% Bonds of NABARD	14028 (1000)	1.40	14028 (1000)	1.40
<b>(iii) Investment in Debentures - Quoted</b>				
- 11.15% Additional Tier-1 Perpetual Bonds of Indian Bank	5,000 (10,00,000)	500.00	5,000 (10,00,000)	500.00

## CONSOLIDATED NOTES TO ACCOUNTS

(₹ in Crores)

Particulars	As at 31.03.2017		As at 31.03.2016	
	Number (Face Value ₹ unless Stated)	Amount	Number (Face Value ₹ unless Stated)	Amount
- 11.25% Additional Tier-1 Perpetual Bonds of Vijaya Bank	5,000 (10,00,000)	500.00	5,000 (10,00,000)	500.00
- 11.25% Additional Tier-1 Perpetual Bonds of Syndicate Bank	5,000 (10,00,000)	500.00	5,000 (10,00,000)	500.00
Total - Non-Current Investments (1)		2,432.57		2,202.14
<b>(2) Current Investments</b>				
<b>Valued at Lower of Cost and Fair Value</b>				
<b>(i) Investment in Equity Instruments (Unquoted)</b>				
- Lanco Teesta Hydro Power Limited	10,20,00,000 (10)	102.00	10,20,00,000 (10)	102.00
- Dinchang Transmission Limited	50000 (10)	0.05	50000 (10)	0.05
- Ghatampur Transmission Limited	50000 (10)	0.05	-	-
- ERSS XXI Transmission Limited	50000 (10)	0.05	-	-
- WR-NR Power Transmission Limited	50000 (10)	0.05	-	-
- NRSS XXXVI Transmission Limited	-	-	50000 (10)	0.05
- North Karanpura Transco Limited	-	-	50000 (10)	0.05
- Khargone Transmission Limited	-	-	50000 (10)	0.05
- NER II Transmission Limited	-	-	50000 (10)	0.05
- Nellore Transmission Limited	-	-	50000 (10)	-
- Baira Siul Sarna Transmission Limited	-	-	50000 (10)	-
<b>(ii) Investment in Government Securities (Unquoted)</b>				
- 8% Government of Madhya Pradesh Power Bonds-II *	1 (47,16,00,000)	47.16	1 (47,16,00,000)	47.16
Maturing in equal half yearly Instalments of one bond each, next instalment due on 01.10.2017				
<b>(iii) Investment in Inter Corporate Deposit</b>				
- LIC Housing Finance Limited		17.50		-
- PNB Housing Finance Limited		17.50		-
<b>Total - Current Investments (2)</b>		184.36		149.41
<b>Total (1+2)</b>		2,616.93		2,351.55

\* The number of bonds and the amount of the investment in current portion represents the investments maturing within the next 12 months and the balance is the non-current portion.

## CONSOLIDATED NOTES TO ACCOUNTS

12.1 Investments include ₹ 6.15 Crores (Previous year ₹ 6.15 Crores) representing company's contribution in the units of 'Small is Beautiful (SIB ) Venture Capital fund' promoted by KSK Energy Ventures Limited.

Name of the Company	Contribution towards Fund	Country of Residence	Percentage of Share
SIB Fund of KSK Energy Ventures Ltd	₹ 6.15 Crores	India	9.74%

The face value of the fund is ₹ 10 per unit. The NAV as on 31.03.2017 is ₹ 10.24 per unit (Previous year ₹ 10.24 per unit).

Further, investments also include ₹ 1.25 Crores (Previous year ₹ 1.25 Crores) representing company's investment in equity shares of India Energy Exchange Limited.

Name of the Company	No. of Shares	Invested Amount	Country of Incorporation	Shareholding %
India Energy Exchange Limited	12,50,000	₹ 1.25 Crores	India	4.34%

### 12.2 Information in relation to the interest of the Company in Joint Ventures (JVs):

#### 1. Energy Efficiency Services Limited

Proportion of Interest in Equity	31.71%
Country of Incorporation	India
Area of Operation	India
JV Partners (% share)	1. NTPC Limited (31.71%) 2. Power Grid Corporation of India Limited (4.87%) 3. Power Finance Corporation Limited (31.71%)

An amount of ₹ 99.00 Crores had been paid to Energy Efficiency Services Limited (EESL) on 31 March 2016 as share application money. EESL has allotted 9,90,00,000 equity shares of ₹ 10 each to the Company on 25 April 2016 and the share of the Company in the JV has accordingly increased from 28.79% to 31.71%.

The Company's share of assets, liabilities, contingent liabilities and capital commitments as at 31.03.2017 and income and expenses for the year in respect of joint venture are given below :

(₹ in Crores)

Particulars	As at / For the year ended 31.03.2017 (Unaudited)	As at / For the year ended 31.03.2016 (Unaudited)	As at / For the year ended 31.03.2016 (Audited) *
(i) Total Assets	838.77	427.98	428.74
(ii) Total Liabilities	662.90	308.16	311.84
(iii) Total Reserves & Surplus	29.37	15.32	12.39
(iv) Contingent Liabilities	11.74	-	10.66
(v) Capital Commitments	103.95	84.24	254.63
(vi) Total Income	408.83	205.87	206.04
(vii) Total Expenses	384.81	191.59	192.12

\* The consolidated financial statements of the Company for the FY 2015-16 had been prepared considering the unaudited financial statements of the joint venture, Energy Efficiency Services Limited (EESL). However, the financial statements of EESL were subsequently audited on 16 September 2016. The change in the unaudited and audited figures in the assets and liabilities has already been adjusted in the balance sheet figures of EESL for the financial year 2016-17. Further, the change in profit after tax has been adjusted in surplus account.



## CONSOLIDATED NOTES TO ACCOUNTS

### 12.3 Additional disclosures required in respect of the investments :

(₹ in Crores)

Particulars	As at 31.03.2017		As at 31.03.2016	
	Non-Current	Current	Non-Current	Current
<b>(1) Value of Investments</b>				
(i) Gross Value of Investments				
(a) In India	2,447.97	184.36	2,218.14	149.51
(b) Outside India,	0.60	-	-	-
<b>(ii) Provisions for Depreciation</b>				
(a) In India	16.00	-	16.00	0.10
(b) Outside India,	-	-	-	-
<b>(iii) Net Value of Investments</b>				
(a) In India	2,431.97	184.36	2,202.14	149.41
(b) Outside India.	0.60	-	-	-
<b>(2) Movement of provisions held towards depreciation on investments.</b>				
(i) Opening balance	16.00	0.10	-	0.10
(ii) Add : Provisions made during the year	-	-	16.00	-
(iii) Less : Write-off / write-back of excess provisions during the year	-	0.10	-	-
<b>(iv) Closing balance</b>	16.00	-	16.00	0.10
<b>(3) Aggregate amount of Quoted Investments</b>	1,932.08	-	1,531.28	-
Market Value of Quoted Investments	2,125.57	-	1,532.32	-
<b>(4) Aggregate amount of Unquoted Investments</b>	516.49	184.36	686.86	149.41
<b>(5) Aggregate provision for diminution in value of investments</b>	16.00	-	16.00	0.10

### 13. Long-term Loans & Advances

(₹ in Crores)

Particulars	As at 31.03.2017	As at 31.03.2016
<b>(A) Capital Advances (Unsecured, considered good)</b>	40.23	49.14
<b>(B) Security Deposits (Unsecured, considered good)</b>	1.55	4.34
<b>(C) Loans &amp; Advances to Related Parties</b>		
- To Key Managerial Personnel (KMP)	0.37	0.63
	0.37	0.63
<b>(D) Other Loans &amp; Advances</b>		
- Staff Loans & Advances (except to KMP)	32.29	36.72
- Loan Assets	1,77,275.24	1,57,703.84
- Others (Unsecured, considered good)	1.90	2.15
	1,77,309.43	1,57,742.71
<b>Total (A to D)</b>	1,77,351.58	1,57,796.82

## CONSOLIDATED NOTES TO ACCOUNTS

### Details of Staff Loans & Advances and Loan Assets :

#### 13.1 Staff Loans & Advances

Non-current portion of the staff loans & advances has been classified under 'Long-term Loans & Advances' above and the current portion of the staff loans & advances has been classified under Note-19 'Other Current Assets'.

(₹ in Crores)

Particulars	As at 31.03.2017		As at 31.03.2016	
	Non-Current	Current	Non-Current	Current
<b>(A) Secured Staff Loans &amp; Advances</b>				
<b>(A1) To Key Managerial Personnel</b>				
(a) Considered Good	0.01	-	0.01	0.01
<b>(A2) To Others</b>				
(a) Considered Good	3.43	0.68	2.93	0.73
<b>Sub-total (A1+ A2)</b>	<b>3.44</b>	<b>0.68</b>	<b>2.94</b>	<b>0.74</b>
<b>(B) Unsecured Staff Loans &amp; Advances</b>				
<b>(B1) To Key Managerial Personnel</b>				
(a) Considered Good	0.36	0.13	0.62	0.19
<b>(B2) To Others</b>				
(a) Considered Good	28.86	10.42	33.79	10.24
<b>Sub-total (B1+ B2)</b>	<b>29.22</b>	<b>10.55</b>	<b>34.41</b>	<b>10.43</b>
<b>Grand Total (A+B)</b>	<b>32.66</b>	<b>11.23</b>	<b>37.35</b>	<b>11.17</b>

#### 13.2 Loan Assets

Non-current portion of the loan assets has been classified under 'Long-term Loans & Advances' above and the current portion of the loan assets has been classified under Note-19 'Other Current Assets'.

(₹ in Crores)

Particulars	As at 31.03.2017		As at 31.03.2016	
	Non-Current	Current	Non-Current	Current
<b>(A) Secured Loans</b>				
<b>(A1) Loans to State Power Utilities/ State Electricity Boards/Corp. (Secured by hypothecation and/or mortgage of materials/ tangible assets)</b>				
(a) Considered Good	1,25,811.34	11,014.90	1,09,569.70	15,194.43
<b>(A2) Loans to Others (Secured by hypothecation and/or mortgage of tangible assets)</b>				
(a) Considered Good	24,691.95	3,553.12	24,377.49	1,841.42
(b) Classified Doubtful	2,220.01	2,169.10	2,243.97	1,569.50
Less: Provision for bad & doubtful debts	383.89	767.87	257.65	325.52
	1,836.12	1,401.23	1,986.32	1,243.98
<b>Sub-total (A1+ A2)</b>	<b>1,52,339.41</b>	<b>15,969.25</b>	<b>1,35,933.51</b>	<b>18,279.83</b>
<b>(B) Unsecured Loans</b>				
<b>(B1) Loans Guaranteed by respective State Governments</b>				
(a) Considered good	19,109.20	2,850.00	18,092.54	22,522.84
<b>(B2) Loans to State Governments</b>				
(a) Considered good	2,647.90	351.22	2,467.29	886.78

## CONSOLIDATED NOTES TO ACCOUNTS

(₹ in Crores)

<b>(B3) Loans - Others</b>				
(a) Considered Good	<b>3,178.73</b>	<b>258.78</b>	1,210.50	99.51
(b) Classified Doubtful	<b>5.18</b>	<b>478.40</b>	-	430.10
Less: Provision for Bad & doubtful debts	<b>5.18</b>	<b>478.40</b>	-	430.10
	-	-	-	-
<b>Sub-total (B1+ B2+B3)</b>	<b>24,935.83</b>	<b>3,460.00</b>	21,770.33	23,509.13
<b>Grand Total (A+B)</b>	<b>1,77,275.24</b>	<b>19,429.25</b>	1,57,703.84	41,788.96

**13.2.1** Loan balance confirmations for 86% of total loan assets as at 31 March 2017 have been received from the borrowers. Out of the remaining 14% loan assets amounting to ₹ 28,474 crore for which balance confirmations have not been received, 82% loans are secured by way of hypothecation of assets, 13% by way of Government Guarantee/ Loans to Government and 5% are unsecured loans.

**13.2.2** Loan Assets also include amount financed by the Company as per the Scheme for Financial Restructuring of State Distribution Companies (Discoms).

**13.2.3** REC, as a lead lender had sanctioned ₹ 650 Crore as initial sanction to Corporate Power Limited for 540 MW Phase-I TPP at Chandwa, Jharkhand. The debt is secured by way of combination of securities representing charge on all the Company's present and future immovable properties, movables, all bank accounts, project documents, clearances, letter of credits, guarantees, insurance contracts and insurance proceeds etc., pledge of shares representing 51% of the total paid up equity share capital of the Company and Corporate Guarantee of Corporate Ispat and Alloys Limited (CIAL). Subsequently, REC, had sanctioned ₹ 196 Crore as additional loan towards funding of cost overrun. As at 31 March 2017, the loan outstanding is ₹ 811.74 crores.

The progress of Phase-I of the Project (where REC is Lead) as per last available Lender Independent Engineer's Report, is approximately 96%. However, the account has become NPA on 30 June 2014. As at 31 March 2017, the account of the borrower is classified as Doubtful asset. As per the Independent valuer's report, the realisable sale value of Phase-I & Phase-II project assets is ₹ 1,424.35 Crores. Accordingly, 100% provision to the extent of loan not covered by the realizable value of the security amounting to ₹ 587.47 Crores and for the balance loan amount of ₹ 224.27 Crores, 30% provision amounting to ₹ 67.29 Crores is created in the books as per Significant Accounting Policy no 2.3(ii). As such, total provision created as on 31 March 2017 is ₹ 654.75 Crores.

Recall notice has been served to the borrower and Corporate guarantee of promoter Company, CIAL, has been invoked. REC and ARCIL have filled winding up petition before the Calcutta High Court against CIAL. Meanwhile CIAL moved to Board of Industrial and Financial Reconstruction (BIFR), pursuant thereto, Hon'ble High Court abated the winding up petition. Lenders are exploring various options for the revival of the project including change in the management. With the consent of lenders, ARCIL has initiated the proceedings under SARFAESI Act. ARCIL has taken the possession of the Project site and deployed security for protection of the project. Lenders have also filed joint Original Application (OA) before Debt Recovery Tribunal (DRT), Calcutta for recovery of dues.

**13.2.4** REC has sanctioned ₹ 1,150 Crore to Jas Infrastructure & Power Limited (JIPL) wherein total disbursement is ₹ 33.24 Crores till 31 March 2017. The account has become NPA on 30 June 2014. As at 31 March 2017, the account of the borrower is classified as Doubtful asset. As per the Independent valuer's report, the realizable sale value of project assets is valued at ₹ 143.35 Crores. Accordingly, 100% provision to the extent of loan not covered by the realizable value of the security amounting to ₹ 31.48 crore and for the balance loan amount of ₹ 1.77 crores, 30% provision amounting to ₹ 0.53 crores is created in the books as per Significant Accounting Policy No. 2.3(ii). As such, total provision created as at 31 March 2017 is ₹ 32.01 Crores on total loan outstanding of ₹ 33.24 Crores.

Lenders have already initiated recovery. Recall notice has been served to the borrower and Personal guarantee of promoter has been invoked. Original Application has been filed by the REC in DRT for recovery of dues. Further, action as per SARFAESI Act is being explored by Lenders.

**13.2.5** As at 31 March 2017, the dues of one of the borrowers were overdue for more than 6 months, thus, exceeding the time limit for classification of the borrower as 'Standard Asset'. However, the borrower had obtained an ad-interim order from Hon'ble

## CONSOLIDATED NOTES TO ACCOUNTS

High Court of Madras on 18 September 2015 not to classify the account as NPA. In view of the same, the classification of the borrower has been retained as 'Standard Asset' pending final decision of the Court. Accordingly, 10% provision as applicable for sub-standard loans on the loan outstanding ₹ 2,301.99 Crores has not been created. Based on the decision taken by lenders in the JLF subsequent to the court order, the accrued interest of ₹ 426.09 crores (₹ 88.79 cr pertaining to Financial year 2016-17) has been adjusted through disbursement of loan as per the terms of sanction and the income recognised accordingly.

However, since the account is currently into Restructured Standard Loan Assets category, a provision of 5% amounting to ₹ 115.10 Crores had been created in full in respect of the loan as against creating the same in phased manner in accordance with Significant Accounting Policy 2.3(iv). Apart from this, as a matter of prudence, an additional provision amounting to ₹ 103.59 Crores has been created @ 4.50% of the loan over and above 5% provision. Accordingly, as on 31 March 2017, the total provision of ₹ 218.69 Crores stands created against the project and unrealized income of ₹ 271.78 Crores has also not been recognized. An application has been filed by REC for vacation of stay order issued by Hon'ble High Court of Madras.

- 13.2.6** REC had sanctioned ₹ 390 Crores to M/s Lanco Teesta Hydro Power Limited with ICICI Bank as Lead lender having initial project SCOD in May 2012. However, due to equity crunch of promoters, geological surprises and poor rock strata, project couldn't be commissioned till date. In order to revive the Project, which is stalled at present, change in ownership is an important imperative which ensures that additional resources are brought in by the new investor. Towards this end, change of ownership could be effectively considered under the recent RBI dispensation on Strategic Debt Restructuring (SDR) dated 8 June 2015. In terms of SDR Regulations dated 8 June 2015 issued by RBI, the Lenders' consortium had decided to invoke the SDR in the lenders' meet held on 24 July 2015. Accordingly, REC, on 24 September 2015, approved the Strategic Debt Restructuring (SDR) package pursuant to RBI circular dated 8 June 2015, for conversion of ₹ 102 Crores out of REC's outstanding loan into equity at face value of ₹ 10/- per share towards effecting the change in Management. Subsequently, on 20 October 2015, necessary documentation had been carried out along with the signing of shareholder's agreement and an amount of ₹ 102 Crores of REC's sanction had been converted into equity on 20 October 2015. As per SDR scheme, asset classification shall remain standard up to 18 months from 24 July 2015 i.e. 23 January 2017 within this timeline a suitable investor has to be identified and the exercise of change in management shall have to be completed failing which the asset classification will be as per the extant IRAC norms, assuming the aforesaid 'stand-still' in asset classification had not been given. As no investor had been identified till 23 January 2017, the asset classification has now been downgraded to Doubtful Category with provision created @ 20% of the outstanding loan. Further, in view of the Management, there has been no decline in the fair value of the investment in equity shares of the Company on the basis of the latest available audited financial statements of the Company for the FY 2016-17. Accordingly, no provision is being made in respect of the investment in the equity shares.
- 13.2.7** REC has extended a loan of ₹ 217 Crores (Outstanding loan amount as at 31 March 2017 - ₹ 198.16 Crores) to Gati Infrastructure Private Limited for the implementation of 2X55 MW HEP in Sikkim with IDFC as Lead lender. Project achieved COD on 18th May 2013 and is operational since then. However, since the Company is selling its entire power under short term arrangements, lower revenue realization is causing stress on project cash flows. Lenders have invoked the implementation of Strategic Debt Restructuring (SDR)/ outside SDR with Reference Date as 5 December 2016 under the prevailing RBI norms. The process under SDR / outside SDR is in progress.
- 13.2.8** REC has given a loan to M/s Ind Barath Power (Madras) Limited (IBPML) under consortium lending with PFC being the lead lender, wherein the loan outstanding as at 31 March 2017 is ₹ 416.21 Crores. The total disbursement towards IBPML by three consortium lenders was ₹ 947.71 crore. Out of this, ₹ 573.99 cr. kept as FDs, were utilized by the borrower from TRA for other than the project purposes. The account has become NPA on 31 December 2016. As at 31 March 2017, the account of the borrower is classified as Sub-standard asset. Accordingly, 10% provision amounting to ₹ 41.62 Crores has been created in the books as per Significant Accounting Policy No. 2.3(iii). Further, considering the physical progress in the project, an additional provision amounting to ₹ 83.24 Crores has been made during the year 2016-17 in respect of the loan as a matter of prudence. The provisioning of the account shall be reviewed during the year 2017-18 on the basis of latest valuation report and financials.
- 13.2.9** REC sanctioned a loan of ₹ 750 crore to M/s Lanco Vidharbha Thermal Power Limited (LVTPL), promoted by Lanco Group, for setting up of 1320 MW (2x660 MW) thermal power project at Mandwa, district Wardha, Maharashtra. The loan outstanding

## CONSOLIDATED NOTES TO ACCOUNTS

as at 31 March 2017 is ₹ 539.56 Crores. As at 31 March 2017, the account of the borrower is classified as Restructured Standard asset. Accordingly, 4.25% provision amounting to ₹ 22.93 Crores has been created in the books as per Significant Accounting Policy No. 2.3(iv). Further, considering the physical progress in the project, an additional provision amounting to ₹ 60 Crores has been made during the year 2016-17 in respect of the loan as a matter of prudence.

**13.2.10** One of the borrowers with an outstanding loan amount of ₹ 2,143.38 Crores as at 31 March 2017 has expressed his intention to prepay its loan. Further, the borrower has already prepaid more than 40% of the outstanding loan before the Balance sheet date and has further intimated his intention to prepay the balance loan within the FY 2017-18. Accordingly, the loan outstanding has been considered as 'Current' in terms of Schedule III to the Companies Act, 2013.

### 14. Other Non-Current Assets

(₹ in Crores)

Particulars	As at 31.03.2017	As at 31.03.2016
(A) Non-Current Portion of Interest Accrued on Staff Advances	7.74	6.79
(B) Advance Income-tax & TDS	2,800.34	6,633.82
Less : Provision for Income Tax	2,751.95	6,533.48
Advance Income-tax & TDS (Net)	48.39	100.34
(C) Forward Contract Receivables	143.79	-
(D) Receivables in respect of Derivative Contracts	192.10	-
(E) Term Deposits with Banks with more than 12 months maturity	2.05	2.13
<b>Total (A to E)</b>	<b>394.07</b>	<b>109.26</b>
-Term deposits held as security/ margin money in (E) above	2.05	2.13

### 15. Inventories

(₹ in Crores)

Particulars	As at 31.03.2017	As at 31.03.2016
(a) Stock-in-trade	51.14	49.68
(b) Work-in-progress	0.04	17.11
<b>Total</b>	<b>51.18</b>	<b>66.79</b>

### 16. Trade Receivables

(₹ in Crores)

Particulars	As at 31.03.2017	As at 31.03.2016
(a) Unsecured		
Outstanding for a period more than 6 months		
- Considered Good	213.15	90.19
- Considered Doubtful	2.53	5.87
Less: Provision for bad & doubtful debts	2.53	5.87
	-	-
Less than 6 months		
- Considered Good	225.25	141.70
<b>Total</b>	<b>438.40</b>	<b>231.89</b>

### 17. Cash and Bank Balances

(₹ in Crores)

Particulars	As at 31.03.2017	As at 31.03.2016
(A) Cash & Cash Equivalents		
- Balances with Banks	937.97	1,038.01
- Cash on Hand (including postage & imprest)	0.03	0.01
- Others		
- Short Term Deposits with Scheduled Banks	2,482.34	778.54

## CONSOLIDATED NOTES TO ACCOUNTS

	- Short term Investment in Debt Mutual Funds	1,160.00	-
	<b>Sub-total (A)</b>	<b>4,580.34</b>	1,816.56
<b>(B)</b>	<b>Others</b>		
	- Term Deposits with Scheduled Banks	70.45	47.52
	<b>Sub-total (B)</b>	<b>70.45</b>	47.52
	<b>Total (A+B)</b>	<b>4,650.79</b>	1,864.08

Balances with Banks include:

- Earmarked Balances with Banks in separate accounts		
- For unpaid dividends	2.75	2.73
- For DDUGJY, AG&SP, NEF and other grants	0.51	34.17
- Amount set aside for grants disbursement	2.13	1.77

Further, Short-term Deposits with Scheduled Banks include ₹ 23.20 Crores (Previous year ₹ 2.41 Crores) earmarked towards DDUGJY and other grants and ₹ 5.64 Crores (Previous year ₹ 7.86 Crores) earmarked towards Swachh Vidyalaya Abhiyan (SVA) Project. Figure in (B) Others - Term Deposits with Scheduled Banks includes deposits for ₹ 1.98 Crores (Previous year ₹ 0.36 Crores) made and earmarked in compliance of Court orders and ₹ 35.27 Crores (Previous year Nil) earmarked towards Swachh Vidyalaya Abhiyan (SVA) .

- Term deposits held as security/ margin money	33.78	-
- Term Deposits with Scheduled Banks with more than twelve months original maturity	0.56	15.86

17.1 The Company makes all the payments through electronic means of payment viz. NEFT/ RTGS. However, for certain petty expenses incurred in the normal course of business only, payment is made in cash. The disclosure in respect of transactions in Specified Bank Notes (SBN) held and transacted during the period 8 November 2016 to 30 December 2016 is provided in the Table below:

(₹ in Crores)

Particulars	Specified Bank Notes (SBNs)	Other Denomination Notes	Total
Closing Cash in hand as on 8 November 2016	0.05	0.01	0.06
Add: Permitted Receipts	-	-	-
Less: Permitted Payments	-	0.01	0.01
Less: Amount deposited in Banks	0.05	-	0.05
Closing Cash in hand as on 30 December 2016	-	-	-

## 18. Short-term Loans & Advances

(₹ in Crores)

Particulars	As at 31.03.2017	As at 31.03.2016
<b>(A) Loans &amp; Advances to Related Parties</b>		
(a) Secured, Considered Good	-	-
<b>- Unsecured</b>		
(a) Considered Good	2.89	3.35
(b) Classified Doubtful	0.06	0.06
Less: Provision for bad & doubtful debts	0.06	0.06
	-	-
<b>(B) Others</b>		
<b>(i) Advances recoverable in cash or in kind or value to be received</b>		
(a) Secured, Considered Good	-	-

## CONSOLIDATED NOTES TO ACCOUNTS

(₹ in Crores)

Particulars	As at 31.03.2017	As at 31.03.2016
(b) Unsecured		
(a) Considered Good	26.98	33.80
(b) Classified Doubtful	5.59	2.06
Less: Provision for bad & doubtful debts	5.59	2.06
	-	-
<b>Total (i)</b>	<b>26.98</b>	<b>33.80</b>
(ii) <b>Loan Assets</b>		
(a) <b>Secured Loans</b>		
- Loans to State Power Utilities/ State Electricity Boards/Corpn. (Secured by hypothecation and/or mortgage of materials/ tangible assets)		
Considered Good	740.67	-
<b>Sub-total (a)</b>	<b>740.67</b>	<b>-</b>
(b) <b>Unsecured Loans</b>		
- Loans Guaranteed by respective State Governments		
- Considered Good	197.18	672.22
- Loans - Others		
- Considered Good	2,651.00	100.00
<b>Sub-total (b)</b>	<b>2,848.18</b>	<b>772.22</b>
<b>Total (ii)</b>	<b>3,588.85</b>	<b>772.22</b>
<b>Grand Total</b>	<b>3,618.72</b>	<b>809.37</b>

### 19. Other Current Assets

(₹ in Crores)

Particulars	As at 31.03.2017	As at 31.03.2016
(A) <b>Current recoverable of Long-term Loan Assets (Net)</b> (Refer Note 13.2)	19,429.25	41,788.96
(B) <b>Current recoverable of Staff Advances (Net)</b> (Refer Note 13.1)	11.23	11.17
(C) <b>Interest Accrued &amp; Not Due on:</b>		
- Long Term Investments	14.25	18.40
- Term Deposits	7.06	3.20
<b>Sub-total</b>	<b>21.31</b>	<b>21.60</b>
(D) <b>Interest Accrued &amp; Due on Loan Assets</b>	781.26	1,112.89
(E) <b>Interest Accrued &amp; Not Due on Loan Assets</b>	288.31	301.73
(F) <b>Current Portion of Interest Accrued on Staff Advances</b>	0.33	0.30
(G) <b>Recoverable from GOI</b>		
- DDUGJY Expenses	9.02	9.71
- NEF Expenses	0.42	0.37
<b>Sub-total</b>	<b>9.44</b>	<b>10.08</b>
(H) <b>Recoverable from SEBs/ Govt. Deptt/Others</b>	35.53	16.15
(I) <b>Income Tax Recoverable</b>	1.97	0.18



## CONSOLIDATED NOTES TO ACCOUNTS

Particulars		As at 31.03.2017	As at 31.03.2016
(J)	Prepaid Financial Charges on Commercial Paper	-	67.30
(K)	Prepaid Expenditure	16.80	9.90
(L)	Current Portion of Unamortized Expenses		
	- Discount on Issue of Bonds	-	0.14
(M)	Others	7.38	42.63
	<b>Total (A to M)</b>	<b>20,602.81</b>	<b>43,383.03</b>

### 20. Revenue from Operations

(₹ in Crores)

Particulars		Year ended 31.03.2017		Year ended 31.03.2016	
(A)	<b>Interest on Loan Assets</b>				
(i)	Long term financing	22,479.98		23,375.20	
	Less: Rebate for timely payments/ completion etc.	0.26	22,479.72	1.49	23,373.71
(ii)	Short term financing		455.89		96.95
	<b>Sub-total (A)</b>		<b>22,935.61</b>		<b>23,470.66</b>
(B)	<b>Revenue from Other Financial Services</b>				
(i)	Processing, Upfront, Lead fees, LC Commission etc.		48.49		24.71
(ii)	Prepayment Premium		147.44		30.50
(iii)	Fee for DDUGJY Implementation/ others		23.86		32.78
	<b>Sub-total (B)</b>		<b>219.79</b>		<b>87.99</b>
(C)	<b>Income from Short-term Investment of Surplus Funds</b>				
(i)	Interest from Deposits		98.39		68.21
(ii)	Gain on Sale of Mutual Funds		67.13		11.49
(iii)	Interest from CP/ ICD		29.87		-
	<b>Sub-total (C)</b>		<b>195.39</b>		<b>79.70</b>
(D)	<b>Revenue from Sale of Goods</b>		326.72		173.36
(E)	<b>Income from Consulting Engineer Services</b>		192.96		170.21
(F)	<b>Income from Execution of IT Implementation Project</b>		74.69		30.96
	<b>Total (A to F)</b>		<b>23,945.16</b>		<b>24,012.88</b>

### 21. Other Income

(₹ in Crores)

Particulars		Year ended 31.03.2017	Year ended 31.03.2016
(A)	<b>Interest Income (Other than Operating Income)</b>		
	- Interest from Govt. Securities	24.52	43.23
	- Interest from Long Term Investments/Term Deposits/Others	214.18	52.05
	- Interest from Income Tax Refund	9.03	-
	- Interest from Staff Advances	1.52	2.22
	- Interest from Subsidiary Companies/SPVs	0.51	0.29
	- Interest on Application Money	-	0.19
	<b>Sub-Total (A)</b>	<b>249.76</b>	<b>97.98</b>
(B)	<b>Dividend Income</b>		
	- Dividend from Long-Term Investments	63.15	2.37
	<b>Sub-Total (B)</b>	<b>63.15</b>	<b>2.37</b>



## CONSOLIDATED NOTES TO ACCOUNTS

(C)	<b>Net Gain on Sale of Long Term Investments</b>	<b>79.75</b>	12.29
(D)	<b>Changes in Fair Value of Swap</b>	<b>324.77</b>	-
(E)	<b>Other Non-Operating Income</b>		
	- Provision & Liabilities no longer required written back	<b>2.87</b>	1.04
	- Miscellaneous Income	<b>20.54</b>	3.37
	<b>Sub-Total (E)</b>	<b>23.41</b>	<b>4.41</b>
	<b>Total (A to E)</b>	<b>740.84</b>	<b>117.05</b>

### 22. Finance Costs

(₹ in Crores)

<b>Particulars</b>		<b>Year ended 31.03.2017</b>	<b>Year ended 31.03.2016</b>
(A)	<b>Interest Expense</b>		
	- On Govt. Loans	-	0.15
	- On Bonds	<b>11,743.83</b>	11,369.39
	- On Loans from Banks/ Financial Institutions	<b>106.47</b>	134.18
	- On External Commercial Borrowings	<b>1,423.65</b>	1,616.97
	- On Commercial Paper	<b>300.46</b>	285.91
	- On AREP Subsidy	-	0.04
	- On Advance Income Tax	<b>3.28</b>	0.46
	- Others	<b>0.18</b>	-
	<b>Sub-Total (A)</b>	<b>13,577.87</b>	13,407.10
(B)	<b>Other Borrowing Costs</b>		
	- Guarantee Fee	<b>18.25</b>	19.14
	- Public Issue Expenses	-	0.70
	- Bonds Handling Charges	<b>0.80</b>	1.04
	- Bonds Brokerage	<b>15.68</b>	19.33
	- Stamp Duty on Bonds/ Shares	<b>5.59</b>	3.88
	- Debt Issue and Other Finance Charges	<b>80.88</b>	157.80
	<b>Sub-Total (B)</b>	<b>121.20</b>	201.89
(C)	<b>Net Translation/ Transaction Exchange Loss</b>	<b>87.29</b>	<b>673.36</b>
	<b>Total (A to C)</b>	<b>13,786.36</b>	14,282.35

### 23. Employee Benefits Expense

(₹ in Crores)

<b>Particulars</b>		<b>Year ended 31.03.2017</b>	<b>Year ended 31.03.2016</b>
	- Salaries and Allowances	<b>130.39</b>	101.50
	- Contribution to Provident Fund and Other Funds	<b>13.58</b>	12.44
	- Gratuity	<b>15.30</b>	0.57
	- Expenses towards Post Retirement Medical Facility	<b>17.21</b>	15.33
	- Staff Welfare Expenses	<b>16.27</b>	13.35
	<b>Total</b>	<b>192.75</b>	<b>143.19</b>

The pay revision of the employees of the Company is due w.e.f.1 January 2017. Pending final notification of the revised Pay Scales and other benefits by the Govt. of India, an estimated provision of ₹ 14.59 crores has been created during the year towards pay revision arrears as per the recommendations of 3rd Pay Revision Committee constituted by the Department of Public Enterprises (DPE), Govt. of India. This provision is inclusive of the provision created for non-executive employees for whom arrears have also been considered in line with these recommendations. Actuarial valuation of employees benefits has also been carried out on the basis of proposed pay scales

## CONSOLIDATED NOTES TO ACCOUNTS

### 24. Corporate Social Responsibility Expenses

(₹ in Crores)

Particulars	Year ended 31.03.2017	Year ended 31.03.2016
- Direct Expenditure	65.78	116.81
- Overheads	3.16	3.48
<b>Total</b>	<b>68.94</b>	<b>120.29</b>

#### 24.1 Disclosure in respect of CSR Expenses:

Amount spent during the year (₹ in Crores) :

Particulars	Year ended 31.03.2017			Year ended 31.03.2016		
	In Cash	Yet to be paid*	Total	In Cash	Yet to be paid*	Total
(i) Construction/ acquisition of any asset	-	-	-	-	-	-
(ii) On purpose other than (i) above	68.94	-	68.94	99.07	21.22	120.29

\* denotes amount provided for.

### 25. Other Expenses

(₹ in Crores)

Particulars	Year ended 31.03.2017		Year ended 31.03.2016	
- Travelling and Conveyance		13.60		12.85
- Publicity & Promotion Expenses		16.53		11.70
- Repairs and Maintenance				
- Building	2.89		3.18	
- ERP & Data Centre	4.85		4.64	
- Others	2.72	10.46	1.20	9.02
- Rent & Hiring Charges		7.04		4.92
- Rates and Taxes		1.27		0.44
- Power & Fuel		2.34		2.30
- Insurance Charges		0.19		0.05
- Postage and Telephone		2.86		2.12
- Auditors' Remuneration		1.24		1.09
- Legal & Consultancy Charges		7.72		5.13
- Project Expenses		96.64		70.31
- Distribution Expense		25.96		13.77
- Loss on Sale of Assets		0.52		0.38
- Miscellaneous Expenses		34.21		30.31
<b>Total</b>		<b>220.58</b>		<b>164.39</b>

#### 25.1 Auditors' Remuneration includes :

(₹ in Crores)

Particulars	Year ended 31.03.2017	Year ended 31.03.2016
- Audit Fees	0.65	0.49
- Tax Audit Fees	0.14	0.09
- Limited Review Fees	0.24	0.21
- Payment for Other Services		
(i) Certification of Offer Document for Public Issue/ MTN Setup	0.07	0.12
(ii) Other Certifications	0.04	0.03
- Expenses Incurred	0.05	0.09
- Service tax component	0.05	0.05
<b>Total</b>	<b>1.24</b>	<b>1.08</b>

## CONSOLIDATED NOTES TO ACCOUNTS

The figures above include ₹ 0.06 crores (Previous year Nil) of Audit Fees and ₹ 0.02 crores (Previous year Nil) of Tax Audit fees pertaining to earlier years.

### 25.2 Earnings and Expenditure in Foreign Currency :

(₹ in Crores)

Particulars	Year ended 31.03.2017	Year ended 31.03.2016
<b>Earnings</b>	<b>1.27</b>	0.16
<b>Expenditure</b>		
- Royalty, Know-how, Professional, Consultation Fees	1.17	0.49
- Interest	462.70	551.84
- Finance Charges	68.61	130.91
- Other Expenses	3.11	3.11
<b>Total</b>	<b>535.59</b>	<b>686.35</b>

25.3 The Group Companies has taken office space, accommodations for staff and space for ERP Data Centre on lease. These are classified as operating lease. Lease payments in respect of office space and data centre amounting to ₹ 8.39 Crores (Previous year ₹ 6.60 Crores) is shown under the head 'Other Expenses'. Lease payments in respect of accommodations for staff amounting to ₹ 2.92 Crores (Previous year ₹ 2.99 Crores) form part of 'Employees Benefit Expense.' Future lease payments in respect of these lease agreements are as under:

(₹ in Crores)

Future minimum lease rent payments	As at 31.03.2017		As at 31.03.2016	
	Data Centre	Office & Accomodations	Data Centre	Office & Accomodations
Not later than one year	0.36	6.51	0.36	5.85
Later than one year and not later than 5 years	0.26	8.03	0.62	6.71
Later than 5 years	-	6.83	-	4.73
<b>Total</b>	<b>0.62</b>	<b>21.37</b>	<b>0.98</b>	<b>17.29</b>

### 26. Provisions and Contingencies

(₹ in Crores)

Particulars	Year ended 31.03.2017	Year ended 31.03.2016
Provision for bad & doubtful debts	626.43	651.18
Contingent Provision against Standard Loan Assets	64.03	52.51
Provision against Restructured Standard Loans	419.85	369.57
Provision for Interest due & Converted into Equity	-	3.96
Provision for depreciation on Investment	-	16.00
Provision for contingencies of project cost revision	-	2.96
<b>Total</b>	<b>1,110.31</b>	<b>1,096.18</b>

### 27. Changes in inventories

(₹ in Crores)

Particulars	Year ended 31.03.2017	Year ended 31.03.2016
<b>Stock-in-Trade</b>		
Opening Balance	56.83	-
Closing Balance	51.14	49.68
Changes in inventories of Stock-in-Trade	5.69	(49.68)
<b>Work-in-Progress</b>		
Opening Balance	17.11	-
Closing Balance	0.04	17.11
Changes in inventories of Work-in-Progress	17.07	(17.11)
<b>Total</b>	<b>22.76</b>	<b>(66.79)</b>

## CONSOLIDATED NOTES TO ACCOUNTS

### 28. Prior Period Items

(₹ in Crores)

Particulars	Year ended 31.03.2017	Year ended 31.03.2016
- Travelling and Conveyance (Refer Note 28.1)	(1.01)	-
- Others	(0.50)	0.39
<b>Total</b>	<b>(1.51)</b>	<b>0.39</b>

28.1 During the year, the Company had noticed a case of over-charging of the air ticket bills by the travel agent. The excess booking of the travel expense during the earlier years has been rectified and the resultant amount being shown as Recoverable from the Travel Agent in the books of accounts.

### 29. Earnings per Share

Particulars	Year ended 31.03.2017	Year ended 31.03.2016
<b>Numerator</b>		
Profit after Tax as per Statement of Profit and Loss (₹ in Crores)	6,313.37	5,691.42
<b>Denominator</b>		
Weighted average Number of equity shares	1,974,918,000	1,974,918,000
<b>Basic &amp; Diluted Earnings per share of ₹10 each (in ₹)</b>	<b>31.97</b>	<b>28.82</b>

Pursuant to the approval of the shareholders, the Company had allotted bonus shares in the ratio of one equity share of ₹ 10/- each for one existing equity share of ₹ 10/- each on 30 September 2016. Accordingly, Earnings Per Share (EPS) (basic and diluted) have been restated for the previous periods presented in accordance with the provisions of AS-20.

### 30 Contingent Liabilities and Commitments :

#### 30.1 Contingent Liabilities not provided for in respect of:

(₹ in Crores)

Particulars	As at 31.03.2017	As at 31.03.2016
(A) Claims against the Company not acknowledged as debts	97.63	58.28
(B) Guarantees	35.32	28.04
(C) Others		
- Letters of Comfort	173.36	461.56

The amount referred to in 'A' above includes ₹ 2.37 Crores (Previous year ₹ 3.86 Crores) in respect of cases pending in various courts including arbitration cases and is dependent upon the outcome of settlement of court/arbitration cases.

Further, it also includes ₹ 95.26 Crores (Previous year ₹ 54.42 Crores) against various demands raised by the Income Tax Department/ Service Tax Department including the cases pending in Delhi High Court/ Supreme Court. The company is contesting these tax demands and the management believes that its position will likely be upheld in the appellate process. Further, the ultimate outcome of these proceedings will not have a material adverse effect on the Company's financial position and results of operations.

#### 30.2 Commitments not provided for in respect of:

(₹ in Crores)

Particulars	As at 31.03.2017	As at 31.03.2016
- Contracts remaining to be executed on capital account		
- Towards Tangible Assets	376.28	372.20
- Towards Intangible Assets	2.60	2.84
- Other Commitments		
- CSR Commitments	145.99	89.44

## CONSOLIDATED NOTES TO ACCOUNTS

### 31. Details of Registration/ License/ authorisation obtained from financial sector regulators:

Particulars	Regulator Name	Registration Details
(i) Corporate Identification No.	Ministry of Corporate Affairs	L40101DL1969GOI005095
(ii) Registration Number	Reserve Bank of India	14.000011

32. The Company is registered with the Reserve Bank of India (RBI) as a Non-Banking Financial Company (NBFC) since 1997-98. As per notification No.DNBS(PD).CC No.12/02.01/99-2000 dated 13.1.2000 of RBI, Govt. companies as defined under Section 617 of the Companies Act, 1956 have been exempted from applicability of the provisions of Reserve Bank of India Act, 1934 relating to maintenance of liquid assets and creation of Reserve Funds and the Directions relating to acceptance of public deposits and Prudential Norms. The said notification is also applicable to REC, being a Govt. company as defined under Section 2 (45) of the Companies Act, 2013 (Section 617 of the erstwhile Companies Act, 1956). Accordingly, the Reserve Fund is not created.

Further, as per Para No. 2 (3) of RBI's Master Circular No. DNBR.PD.008/ 03.10.119 / 2016-17 dated 1 September, 2016, REC being a Government Company continues to be exempted from the applicability of "Systemically Important Non-Banking Financial (Non-Deposit Accepting or Holding) Companies Prudential Norms (Reserve Bank) Directions, 2015". However, RBI, vide its letters dated 25 July 2013 and 4 April 2014, has conveyed to the Company to comply with the Prudential Norms of RBI by 31st March, 2016 and follow the instructions contained in RBI Circular dated 23 January 2014 issued vide Notification No. DNBS (PD) No. 271/ CGM (NSV)-2014 in respect of restructuring of assets. Later, RBI vide its letter dated 11 June 2014 has allowed exemption to the Company from RBI restructuring norms till 31 March 2017 for Transmission & Distribution, Renovation & Modernisation and Life Extension projects and also the Hydro projects in Himalayan region or affected by natural disasters. Further for new project loans to generating companies restructured w.e.f. 1 April 2015, the provisioning requirement would be 5% and for stock of loans as on 31 March 2015 of such projects, the provisioning shall commence with a provision of 2.75% w.e.f 31 March 2015 and reaching 5% by 31 March 2018.

33. RBI, vide its letter dated September 17, 2010 had categorized REC as an Infrastructure Finance Company (IFC) in terms of instructions contained in RBI Circular CC No.168 dated February 12, 2010. As an IFC, the total permissible exposure for lending in the private sector is 25% of owned funds in case of single borrower and 40% in case of a single group of borrowers and exposure for lending and investing taken together can be upto 30% and 50% of owned funds, respectively.

In respect of Central/State Government entities, RBI vide its letter No.DNBR.PD.CO.No.2184/03.10.001/2015-16 dated 16 June 2016 has exempted REC from applicability of RBI's concentration of credit/investment norms till 31 March, 2022. In view of the above, our maximum credit exposure limits to Central and State power Utilities continue to vary from 50% to 250% of owned funds, depending upon entity appraisal.

In respect of Private Sector entities, the Company's credit exposure to single borrowers and group borrowers did not exceed the RBI prudential exposure limits as at 31 March 2017 and 31 March 2016.

### 34. Changes in Accounting Policies

#### a. Rural Electrification Corporation Limited

During the year ended 31 March 2017, the Company has revised the Significant Accounting Policy No. 16 in respect of accounting for derivatives contracts in order to align it with the 'Guidance Note on Accounting for Derivative Contracts' issued by The Institute of Chartered Accountants of India which has become applicable from 1 April 2016. In accordance with the transitional provisions mentioned in the Guidance Note, an amount of ₹ 86.75 Crores after netting of taxes of ₹ 45.92 Crores had been adjusted in the opening balance of reserves, representing the change in the fair value of the interest rate swaps till 31 March 2016. Further, the fair value gain on interest rate swaps of ₹ 324.77 Crores has been booked to the Statement of Profit & Loss for the year ended 31 March 2017 in accordance with the revised accounting policy.

Further, the accounting policy on treatment of foreign currency exchange differences on the hedged loans and the corresponding derivative contracts has also been revised in order to align the same with existing accounting policy for amortising the foreign exchange fluctuation loss/ (gain) on the long term foreign currency monetary items over the balance period of such items in accordance with AS-11. The impact of this change, foreign exchange fluctuation loss pertaining to the previous years ₹ 29.79 Crores and foreign exchange fluctuation gain pertaining to current year amounting to ₹ 6.69 Crores has been adjusted in the Finance Cost for the year ended 31 March 2017.

Due to these changes in accounting policies, profit before tax for the year ended 31 March 2017 is higher by ₹ 301.67 Crores.

#### b. Group Companies

RECPDCL, a subsidiary of REC Limited, has, during the current year, discontinued its policy of making a provision for contingencies of Project Cost Revisions @ 2% of its annual turnover. Due to this change in accounting policy, profit before tax for the FY 2016-17 is higher by ₹ 3.65 crores.

Further, RECPDCL has, during the current year, changed its existing policy of making percentage based provision for doubtful debts to actual provision on prudence basis. Due to this change in accounting policy, profit before tax for the FY 2016-17 is higher by ₹ 2.72 crores.

35. Quality of Loan Assets

35.1 Details of Restructured Accounts on which restructuring provisioning as per RBI norms is applicable, along-with provisions thereon, are given below

(₹ in Crores)

	Type of restructuring		Under CDR / SME Mechanism				Others				Total							
	Asset Classification details		Standard	Substandard	Doubtful	Loss	Total	Standard	Substandard	Doubtful	Loss	Total	Standard	Substandard	Doubtful	Loss	Total	
(1)	Restructured Accounts as on 1 April 2016	No. of borrowers	10	4	-	-	14	10	4	-	-	14	10	4	-	-	14	
		Amount outstanding (Restructured facility)	21,058	2,179	-	-	23,238	21,058	2,179	-	-	23,238	21,058	2,179	-	-	23,238	
		Amount outstanding (Other facility)	-	-	-	-	-	-	-	-	-	-	-	-	-	-	-	-
		Provision Thereon	821	218	-	-	1,039	821	218	-	-	1,039	821	218	-	-	1,039	
(2)	Movement of balance in account appearing in opening balance	No. of borrowers	9	2	-	-	11	9	2	-	-	11	9	2	-	-	11	
		Amount outstanding (Restructured facility)	3,974	(3)	-	-	3,971	3,974	(3)	-	-	3,971	3,974	(3)	-	-	3,971	
		Amount outstanding (Other facility)	-	-	-	-	-	-	-	-	-	-	-	-	-	-	-	-
		Provision Thereon	425	-	-	-	426	425	-	-	-	426	425	-	-	-	426	
(3)	Fresh restructuring during the year	No. of borrowers	3	1	-	-	4	3	1	-	-	4	3	1	-	-	4	
		Amount outstanding (Restructured facility)	3,167	9	-	-	3,176	3,167	9	-	-	3,176	3,167	9	-	-	3,176	
		Amount outstanding (Other facility)	-	-	-	-	-	-	-	-	-	-	-	-	-	-	-	-
		Provision Thereon	158	1	-	-	159	158	1	-	-	159	158	1	-	-	159	
(4)	Up gradations to restructured standard category during the year	No. of borrowers	2	-	-	-	2	2	-	-	-	2	2	-	-	-	2	
		Amount outstanding (Restructured facility)	54	-	-	-	54	54	-	-	-	54	54	-	-	-	54	
		Amount outstanding (Other facility)	-	-	-	-	-	-	-	-	-	-	-	-	-	-	-	-
		Provision Thereon	3	-	-	-	3	3	-	-	-	3	3	-	-	-	3	

## CONSOLIDATED NOTES TO ACCOUNTS

(₹ in Crores)

Type of restructuring	Under CDR / SME Mechanism					Others					Total				
	Standard	Substandard	Doubtful	Loss	Total	Standard	Substandard	Doubtful	Loss	Total	Standard	Substandard	Doubtful	Loss	Total
(5) Restructured Standard advances which cease to attract higher provisioning and/or additional risk weight at the end of the year and hence need not be shown as restructured standard advances at the beginning of the next FY	No. of borrowers	(1)	(2)	-	(3)	(1)	(2)	-	-	(3)	(1)	(2)	-	-	(3)
	Amount outstanding (Restructured facility)	(4,758)	(54)	-	(4,812)	(4,758)	(54)	-	-	(4,812)	(4,758)	(54)	-	-	(4,812)
	Amount outstanding (Other facility)	-	-	-	-	-	-	-	-	-	-	-	-	-	-
	Provision Thereon	(167)	(6)	-	(172)	(167)	(6)	-	-	(172)	(167)	(6)	-	-	(172)
(6) Down gradation of restructured accounts during the year	No. of borrowers	-	(1)	1	-	-	(1)	1	-	-	-	(1)	1	-	-
	Amount outstanding (Restructured facility)	-	(1,345)	1,345	-	-	(1,345)	1,345	-	-	-	(1,345)	1,345	-	-
	Amount outstanding (Other facility)	-	-	-	-	-	-	-	-	-	-	-	-	-	-
	Provision Thereon	-	(134)	269	-	135	(134)	269	-	135	(134)	269	-	-	135
(7) Write-offs restructured accounts during the year	No. of borrowers	-	-	-	-	-	-	-	-	-	-	-	-	-	-
	Amount outstanding (Restructured facility)	-	-	-	-	-	-	-	-	-	-	-	-	-	-
	Amount outstanding (Other facility)	-	-	-	-	-	-	-	-	-	-	-	-	-	-
	Provision Thereon	-	-	-	-	-	-	-	-	-	-	-	-	-	-
(8) "Restructured accounts as on 31 March 2017"	No. of borrowers	14	2	1	17	14	2	1	-	17	14	2	1	17	
	Amount outstanding (Restructured facility)	23,496	786	1,345	25,627	23,496	786	1,345	-	25,627	23,496	786	1,345	25,627	
	Amount outstanding (Other facility)	-	-	-	-	-	-	-	-	-	-	-	-	-	-
	Provision Thereon	1,241	79	269	1,589	1,241	79	269	-	1,589	1,241	79	269	-	1,589

## CONSOLIDATED NOTES TO ACCOUNTS

35.2 The Classification of Loan Assets of the Company (classified in Note No. 13 and 18) as per RBI Prudential Norms is as under:

(₹ in Crores)

Particulars	As at 31.03.2017		As at 31.03.2016	
	Loan Balance	Provision created against Loan Assets	Loan Balance	Provision created against Loan Assets
<b>(i) Standard Assets</b>				
(a) Restructured Standard Loan Assets (Refer Note below)	23,495.57	1,241.19	21,058.26	821.34
(b) Other than (a) above	173,560.42	607.46	175,976.46	543.43
<b>Sub-total (i)</b>	<b>197,055.99</b>	<b>1,848.65</b>	<b>197,034.72</b>	<b>1,364.77</b>
<b>(ii) Non Performing Assets</b>				
(a) Sub-standard Assets *	1,226.75	205.92	2,908.19	291.01
(b) Doubtful Assets	3,628.71	1,412.20	1,318.16	705.04
(c) Loss Assets	17.22	17.22	17.22	17.22
<b>Sub-total (ii)</b>	<b>4,872.68</b>	<b>1,635.34</b>	<b>4,243.57</b>	<b>1,013.27</b>
<b>Total</b>	<b>201,928.67</b>	<b>3,483.99</b>	<b>201,278.29</b>	<b>2,378.04</b>

\* Includes loans classified as NPAs due to restructuring/ non-achievement of DCCO amounting to ₹ 777.00 Crores (Previous year ₹ 811.33 crores) and provisioning thereof ₹ 77.70 Crores (Previous year ₹ 81.27 crores).

Note : Loan assets as mentioned in (i)(a) refer to restructured standard loan assets as specified in Accounting Policy No. B-2.3(iv).

### 35.3 Sector-wise NPAs - Percentage of NPAs to Total Advances in that sector

(₹ in Crores)

Particulars	As at 31.03.2017	As at 31.03.2016
- Power Sector *	2.41%	2.11%

\* Includes 0.38% (Previous year 0.40%) loans classified as NPAs due to restructuring/ non-achievement of DCCO, amounting to ₹ 777.00 Crores (Previous period ₹ 811.33 crores).

### 35.4 Movement of NPAs

(₹ in Crores)

Particulars	As at 31.03.2017	As at 31.03.2016
<b>(i) Net NPAs to Net Advances (%)</b>	<b>1.62%</b>	<b>1.61%</b>
<b>(ii) Movement of NPAs (Gross)</b>		
(a) Opening balance	4,243.57	1,335.38
(b) Additions during the year	686.56	2,910.13
(c) Reductions during the year	57.44	1.94
(d) Closing balance	4,872.69	4,243.57
<b>(iii) Movement of NPAs (Net)</b>		
(a) Opening balance	3,230.30	969.93
(b) Additions during the year	56.25	2,262.31
(c) Reductions during the year	49.20	1.94
(d) Closing balance	3,237.35	3,230.30
<b>(iv) Movement of provisions for NPAs</b>		
(a) Opening balance	1,013.27	365.45
(b) Provisions made during the year	630.31	647.82
(c) Write-off / write-back of excess provisions	8.24	-
(d) Closing balance	1,635.34	1,013.27

Note - The closing figures above include loans classified as NPAs due to restructuring/ non-achievement of DCCO, amounting to ₹ 777.00 Crores (Gross) (Previous year ₹ 811.33 crores) and provisioning thereof ₹ 77.70 Crores (Previous year ₹ 81.27 crores).



## CONSOLIDATED NOTES TO ACCOUNTS

### 36. Exposure Related Disclosures

#### 36.1 Exposure to Real Estate Sector

The Company has no exposure to real estate sector as at 31 March 2017 (Previous year Nil).

#### 36.2 Exposure to Capital Market

(₹ in Crores)

Particulars	As at 31.03.2017	As at 31.03.2016
(i) Direct investment in equity shares, convertible bonds, convertible debentures and units of equity-oriented mutual funds the corpus of which is not exclusively invested in corporate debt;	520.05	119.25
(ii) Advances against shares / bonds / debentures or other securities or on clean basis to individuals for investment in shares (including IPOs / ESOPs), convertible bonds, convertible debentures, and units of equity-oriented mutual funds;	-	-
(iii) Advances for any other purposes where shares or convertible bonds or convertible debentures or units of equity oriented mutual funds are taken as primary security;	-	-
(iv) Advances for any other purposes to the extent secured by the collateral security of shares or convertible bonds or convertible debentures or units of equity oriented mutual funds i.e. where the primary security other than shares / convertible bonds / convertible debentures / units of equity oriented mutual funds 'does not fully cover the advances;	-	-
(v) Secured and unsecured advances to stockbrokers and guarantees issued on behalf of stockbrokers and market makers;	-	-
(vi) Loans sanctioned to corporates against the security of shares / bonds / debentures or other securities or on clean basis for meeting promoter's contribution to the equity of new companies in anticipation of raising resources;	-	-
(vii) Bridge loans to companies against expected equity flows/ issues;	-	-
(viii) All exposures to Venture Capital Funds (both registered and unregistered)	6.15	6.15
<b>Total Exposure to Capital Market</b>	<b>526.20</b>	<b>125.40</b>

#### 36.3 Unsecured Advances against Intangible Assets

There are no such advances outstanding as at 31 March 2017 (Previous year Nil) for which intangible collaterals such as rights, licenses, authority, etc. are charged in favour of the Company in respect of projects financed by the Company.

### 37. Concentration of Advances, Exposures and NPAs

Particulars	As at 31.03.2017	As at 31.03.2016
(i) Concentration of Advances		
Total Advances to twenty largest borrowers (₹ in Crores)	111,916.90	117,632.78
Percentage of Advances to twenty largest borrowers to Total Advances of the Company	55.42%	58.44%
(ii) Concentration of Exposures		
Total Exposure to twenty largest borrowers (₹ in Crores)	197,327.07	194,864.96
Percentage of Exposures to twenty largest borrowers to Total Exposure of the Company on borrowers	60.34%	58.54%
(iii) Concentration of NPAs *		
Total Outstanding to top four NPA Accounts (₹ in Crores)	3,444.72	3,444.72
Total Exposure to the above four NPA Accounts (₹ in Crores)	3,444.72	3,444.72

\* Includes loans of ₹ 777.00 Crores (Previous year ₹ 777.00 crores) classified as NPAs due to restructuring/ non-achievement of DCCO.

## CONSOLIDATED NOTES TO ACCOUNTS

38. The Company has not entered into any securitisation/ assignment transactions during the year ended 31 March 2017 (Previous year Nil). Further, no assets have been sold to securitisation/ reconstruction company for asset reconstruction.
39. The National Electricity Fund (NEF), an interest subsidy scheme, has become operational during the year 2012-13. The scheme has been introduced by Govt. of India to promote the capital investment in the distribution sector. The scheme shall provide interest subsidy linked with reform measures, on the loans taken by public and private distribution power utilities for various capital works under Distribution sector. NEF would provide interest subsidy aggregating upto ₹ 8,466 Crores (including interest subsidy to the borrowers, service charges to the nodal agency, payments to independent evaluators and other incidental expenses) spread over 14 years for loan disbursement against projects approved during 2012-13 and 2013-14. REC has been nominated as Nodal Agency for operationalisation of the NEF scheme in entire country.
40. **Government of India has launched Deen Dayal Upadhyaya Gram Jyoti Yojana (DDUGJY) with the following components:**
- Separation of agriculture and non-agriculture feeders facilitating judicious rostering of supply to agriculture & non-agriculture consumers in the rural areas;
  - Strengthening and augmentation of sub-transmission & distribution infrastructure in rural areas, including metering of distribution transformers/feeders/consumers
  - Rural electrification, as per CCEA approval dated 01.08.2013 for completion of the targets laid down under RGGVY for 12th and 13th Plans by carrying forward the approved outlay for RGGVY to DDUGJY.
- The components at (i) and (ii) of the above scheme will have an estimated outlay of ₹ 43,033 crore including budgetary support of ₹ 33,453 crore from Government of India during the entire implementation period. The scheme of RGGVY as approved by CCEA for continuation in 12th and 13th plan will get subsumed in this scheme as a separate Rural Electrification (RE) component. REC has been nominated as nodal agency for operationalization of this scheme.
41. In the opinion of the management, the current assets, loans and advances appearing in the balance sheet have a value equivalent to the amount stated therein if realized during the ordinary course of business and all known liabilities have been provided.
42. **Disclosure under Micro, Small and Medium Enterprises Development Act, 2006:**

(₹ in Crores)

Particulars	As at 31.03.2017	As at 31.03.2016
Principal amount remaining unpaid but due as at year end	0.30	4.21
Interest due thereon as at year end	0.06	0.14
Interest paid by the company in terms of Section 16 of MSME Development Act, 2006 along with the amount of the payment made to the supplier beyond the appointed day during the year.	-	-
Interest due and payable for the period of delay in making payment but without adding the interest specified under MSME Development Act, 2006.	-	0.11
Interest accrued and remaining unpaid as at year end.	0.06	0.14
Further interest remaining due and payable even in the succeeding years, until such date when the interest due as above are actually paid to the small enterprises.	-	-

### 43. Derivatives Related Disclosures

#### 43.1 Forward Rate Agreements/ Interest Rate Swaps

(₹ in Crores)

Particulars	As at 31.03.2017	As at 31.03.2016
(i) The notional principal of swap agreements	41,664.18	24,770.59
(ii) Losses which would be incurred if counterparties failed to fulfill their obligations under the agreements	628.07	1,529.12
(iii) Collateral required by the NBFC upon entering into swaps	Nil	Nil
(iv) Concentration of credit risk arising from the swaps	Refer Note Below	Refer Note Below
(v) The fair value of the swap book	273.61	1,223.39

Note : REC, being NBFC has entered into swap agreements with Category-I , Authorized Dealers Banks only, in accordance with the RBI guidelines. All the swap agreements entered into with banks are well with in the credit risk limit defined in the Board approved Risk Management Policy.

## CONSOLIDATED NOTES TO ACCOUNTS

**43.2**The Company has not entered into any exchange traded Interest Rate (IR) derivatives.

### 43.3 Disclosure on Risk Exposure in Derivatives

#### 43.3.1 Qualitative Disclosures

REC has Risk Management Policy duly approved by the Board. The policy covers the currency risk of the company. This policy provides the guiding parameters within which the Company can take decisions for managing the Currency Risk that it is exposed to on account of foreign currency loan. The purpose of the policy is to provide a framework to the Company for management of its foreign currency risk.

#### Risk Management Structure

An Asset Liability Management Committee (ALCO) is currently functioning under the chairmanship of CMD, Director (Finance), Director (Technical), Executive Directors and General Managers from Finance and Operating Divisions as its members. ALCO monitors Foreign currency risk with exchange rate and interest rate managed through various derivative instruments.

Derivative transactions include forwards, interest rate swaps, cross currency swaps and currency and cross currency options to hedge assets and liabilities. These derivative transactions are done for hedging purpose and not for trading or speculative purpose.

#### Type of Risks Involved

- (i) **Credit Risk** - Credit risk is the risk of loss due to counterparty's failure to perform on an obligation to the Company.
- (ii) **Market Risk** - Market risk is the risk of loss due to adverse changes in the market value (the price) of an instrument or portfolio of instruments. Such exposures occurs with respect to derivative instruments when changes occur in market factors such as underlying interest rates, exchange rates etc or in the volatility of these factors.
- (iii) **Liquidity Risk** - Liquidity risk is the risk of loss due to failure of the institution to meet its funding requirements or execute a transaction at a reasonable price. This may be market liquidity risk or funding liquidity risk.
- (iv) **Operational Risk** - Operational risk is the risk of loss occurring as a result of inadequate system and control, deficiencies in information system, human error or a management failure. Derivative activities can pose challenging operational risk issue because of complexity of certain products and their continual evolution.
- (v) **Legal Risk** - Legal risk is the risk of loss arising from contracts which are not legally enforceable or documented correctly.
- (vi) **Regulatory Risk** - Regulatory risk is the risk of loss arising from failure to comply with regulatory or legal requirements.

#### 43.3.2 Quantitative Disclosures

(₹ in Crores)

Particulars	Currency Derivatives *		Interest Rate Derivatives **	
	As at 31.03.2017	As at 31.03.2016	As at 31.03.2017	As at 31.03.2016
(i) <b>Derivatives (Notional Principal Amount)</b>				
For hedging	18,482.32	17,876.79	23,181.86	6,893.80
(ii) <b>Marked to Market Positions</b>				
a) Asset (+)	370.75	1,487.63	257.32	41.49
b) Liability (-)	289.24	131.57	65.22	174.16
(iii) <b>Credit Exposure</b>	18,482.32	17,876.79	23,181.86	6,893.80
(iv) Unhedged Exposures	2,598.22	4,046.93	N.A.	N.A.

\* Includes Full Hedge, Principal only Swap and Call Spread.

\*\* Includes Interest Rate Derivatives as a strategy of cost reduction

## CONSOLIDATED NOTES TO ACCOUNTS

### 44. The outstanding position of Foreign Currency Exposure as at 31st March, 2017 is as under:

(Foreign Currency Amounts in Millions)

Currency	Total Exposure		Hedged Portion (Currency & Interest rate)		Unhedged Exposure	
	As at 31.03.2017	As at 31.03.2016	As at 31.03.2017	As at 31.03.2016	As at 31.03.2017	As at 31.03.2016
JPY ¥	26,059.52	30,014.85	23,985.15	27,940.48	2,074.37	2,074.37
EURO €	139.74	159.15	99.35	125.02	40.39	34.13
USD \$	2,885.00	2,855.00	2,530.00	2,500.00	355.00	355.00
CHF (Swiss Franc)	-	200.00	-	-	-	200.00

### 44.1 In terms of Accounting Policy B-14, the foreign currency monetary items as at the reporting date have been translated at the following rates:

Exchange Rates	USD/INR	JPY/INR	Euro/INR	CHF/INR
As at 31st March, 2017	64.8386	0.5796	69.2476	-
As at 31st March, 2016	66.3329	0.5906	75.0955	68.9249

### 45. Related Party Disclosures :

#### (1) Key Managerial Personnel

Dr. P V Ramesh	Chairman & Managing Director w.e.f. 5 January 2017
Sh. B.P. Pandey	Chairman & Managing Director from 1 October 2016 to 4 January 2017
Sh. Rajeev Sharma	Chairman & Managing Director upto 30 September 2016
Sh. Ajeet Kumar Agarwal	Director (Finance)
Sh. Sanjeev Kumar Gupta	Director (Technical)
Sh. J.S. Amitabh	GM & Company Secretary

#### (2) Wholly owned Subsidiaries of REC Transmission Projects Company Limited

Nellore Transmission Limited - Incorporated on 04.12.2012 and struck off from the Register of Companies u/s 560 of Companies Act, 1956 vide certificate dated 25.05.2016

Baira Siul Sarna Transmission Limited - Incorporated on 24.01.2013 and struck off from the Register of Companies u/s 560 of Companies Act, 1956 vide certificate dated 16.07.2016

NER II Transmission Limited - Incorporated on 21.04.2015 and transferred to M/s Sterlite Grid 4 Limited (SG4L) on 31.03.2017, substantially upon the terms and conditions as detailed in the Share Purchase Agreement executed between RECTPCL, Khargone Transmission Limited and SG4L.

NRSS XXXVI Transmission Limited - Incorporated on 18.08.2015 and transferred to M/s Essel Infraprojects Limited(EIL) on 22.08.2016, substantially upon the terms and conditions as detailed in the Share Purchase Agreement executed between RECTPCL, NRSS XXXVI Transmission Limited and EIL.

North Karanpura Transco Limited - Incorporated on 27.11.2015 and transferred to M/s Adani Transmission Limited (ATL) on 08.07.2016, substantially upon the terms and conditions as detailed in the Share Purchase Agreement executed between RECTPCL, North Karanpura Transco Limited and ATL.

Khargone Transmission Limited - Incorporated on 28.11.2015 and transferred to M/s Sterlite Grid 4 Limited on 22.08.2016, substantially upon the terms and conditions as detailed in the Share Purchase Agreement executed between RECTPCL, Khargone Transmission Limited and Sterlite.

Dinchang Transmission Limited - Incorporated on 02.12.2015

Ghatampur Transmission Limited - Incorporated on 02.12.2016

ERSS XXI Transmission Limited - Incorporated on 11.01.2017

WR-NR Power Transmission Limited - Incorporated on 12.01.2017

## CONSOLIDATED NOTES TO ACCOUNTS

Details of amount due from/ to the related parties :

(₹ in Crores)

Particulars	As at 31.03.2017	As at 31.03.2016
<b>Long-term Debt</b>		
Key Managerial Personnel	0.10	0.10
<b>Loans &amp; Advances</b>		
Key Managerial Personnel	0.50	0.83

Details of Transactions with the related parties :

(₹ in Crores)

Particulars	For the year ended 31.03.2017	For the year ended 31.03.2016
<b>Long Term Debt - Amount Invested</b>		
Key Managerial Personnel	-	0.01
<b>Loans &amp; Advances</b>		
Key Managerial Personnel	0.06	0.53
<b>Interest Income - Loans &amp; Advances</b>		
Key Managerial Personnel	0.03	0.04
<b>Finance Cost</b>		
Interest Paid to Key Managerial Personnel	0.01	0.01
<b>Employee Benefits Expense - Managerial Remuneration</b>	2.09	2.33

### 46. Disclosures for Employee Benefits as required under AS 15:

#### (1) Defined Contribution Plans

##### A. Provident Fund

Company pays fixed contribution of Provident Fund at pre-determined rates to a separate trust registered under The Provident Fund Act, 1925 which invests the funds in permitted securities. The trust fixes the rate of interest on contribution to the members of the fund based upon the returns earned on investments during the year. Since the Act does not prescribe the minimum interest to be paid to the members of the fund, it is considered as Defined Contribution Plan as per the provisions of AS 15.

In case of RECPDCL & EESL, there is no separate trust and the Company makes Provident Fund Contributions to defined contribution plans.

##### B. Defined Contribution Superannuation Scheme

The Company pays fixed contribution towards superannuation scheme at pre-determined rates to a separate trust which invests the funds with the Insurers. The Insurers fix the rate of interest on the balance standing to the credit of the accounts of the members of the trust. When the pension becomes payable to the member, the Insurers shall appropriate the member's accumulation towards various annuities, as opted for by the member.

Amount recognised as expenses towards defined contribution plans:

(₹ in Crores)

Particulars	For the year ended 31.03.2017	For the year ended 31.03.2016
(i) <b>Provident Fund</b>	8.05	7.25
(ii) <b>Defined Contribution Superannuation Scheme</b>	5.46	5.10
<b>Total</b>	13.51	12.35

#### (2) Defined Benefit Plans - Post-Employment Benefits

##### A. Gratuity

The Company has a defined benefit gratuity plan. Every employee is entitled to gratuity as per the provisions of the Payment of Gratuity Act, 1972. The scheme is funded by the Company and is managed by separate trust. The liability of Gratuity is recognized on the basis of actuarial valuation.

In case of EESL, there is no separate trust and the liability for gratuity is provided for in the books of accounts as per the provisions of the Payment of Gratuity Act, 1972 and is recognized on the basis of actuarial valuation.

## CONSOLIDATED NOTES TO ACCOUNTS

### B. Post Retirement Medical Facility (PRMF)

The Company has Post Retirement Medical Facility under which the entitled retired employees (including his/her spouse) are covered as per Company Rules. The expenditure is recognized in the Statement of Profit & Loss on the basis of actuarial valuation.

### C. Other Defined Retirement Benefit (ODRB)

The Company has a scheme for settlement of the employee and their dependents at the time of superannuation at home town. The expenditure is recognized in the Statement of Profit & Loss on the basis of actuarial valuation.

The summarized position of various defined benefits recognized in the Statement of Profit & Loss, Balance Sheet and the funded status is as under:

#### Expense recognised in Statement of Profit & Loss:

(₹ in Crores)

Particulars	Gratuity		PRMF		ODRB	
	31.03.2017	31.03.2016	31.03.2017	31.03.2016	31.03.2017	31.03.2016
Current Service Cost	2.25	2.05	1.63	1.45	0.06	0.05
Interest Cost	3.00	3.05	6.93	6.21	0.10	0.10
Expected Return on Plan Assets	2.97	3.03	0.00	0.00	0.00	0.00
Actuarial (Gain)/ Loss	11.42	(1.50)	8.65	7.67	(0.02)	(0.03)
Expense recognized*	13.70	0.57	17.21	15.33	0.14	0.12

\* Includes amount of ₹ 0.11 crores (Previous Year ₹0.04 crores) in respect of EESL

#### Amounts recognised in Balance Sheet:

(Amounts below in 'Gratuity' columns denotes respective amounts in the Balance Sheet of gratuity trust)

(₹ in Crores)

Particulars	Gratuity		PRMF		ODRB	
	31.03.2017	31.03.2016	31.03.2017	31.03.2016	31.03.2017	31.03.2016
Present value of obligation as at the end of the year	50.80	37.42	97.15	86.62	1.27	1.22
Fair value of Plan Assets as at the end of the year	35.69	35.48	-	-	-	-
Net Assets/ (Liability) recognized*	(14.73)	(1.78)	(97.15)	(86.62)	(1.27)	(1.22)

\* Includes amount of ₹ 0.19 crores (Previous Year ₹0.08 crores) in respect of EESL

#### Changes in the Present value of defined benefit/ Obligation:

(₹ in Crores)

Particulars	Gratuity		PRMF		ODRB	
	31.03.2017	31.03.2016	31.03.2017	31.03.2016	31.03.2017	31.03.2016
Present value of obligation as at the beginning of the year	37.43	38.21	86.62	77.61	1.22	1.20
Interest Cost	3.00	3.05	6.93	6.21	0.10	0.10
Current Service Cost	2.25	2.05	1.63	1.45	0.06	0.05
Benefit Paid	(3.30)	(4.42)	(6.68)	(6.32)	(0.09)	(0.10)
Actuarial (Gain)/ Loss on obligation	11.42	(1.47)	8.65	7.67	(0.02)	(0.03)
Present Value of defined benefit obligation at the end of the year*	50.80	37.42	97.15	86.62	1.27	1.22

\* Includes amount of ₹ 0.19 crores (Previous Year ₹0.08 crores) in respect of EESL

## CONSOLIDATED NOTES TO ACCOUNTS

### Changes in the Fair Value of Plan Assets:

(Amounts below in 'Gratuity' columns denotes respective amounts for the gratuity trust)

(₹ in Crores)

Particulars	Gratuity		PRMF		ODRB	
	31.03.2017	31.03.2016	31.03.2017	31.03.2016	31.03.2017	31.03.2016
Fair value of Plan Assets as at the beginning of the year	35.48	36.25	-	-	-	-
Return on Plan Assets	2.97	3.03	-	-	-	-
Contributions	0.53	0.62	-	-	-	-
Benefit Paid	-3.29	-4.42	-	-	-	-
Actuarial Gain/ (Loss) on Plan Assets	-	-	-	-	-	-
Fair value of Plan Assets as at the end of the year	35.69	35.48	-	-	-	-

### Funded Status and Experience adjustments for liability towards Gratuity:

(₹ in Crores)

Particulars	31.03.2017	31.03.2016	31.03.2015	31.03.2014	31.03.2013
Present value of obligation at year end	50.80	37.42	38.16	38.07	37.85
Fair value of Plan Assets at year end	35.69	35.48	36.25	35.94	35.14
Funded Status	(15.11)	(1.94)	(1.91)	(2.13)	(2.71)
<b>Experience adjustment;</b>					
<b>Gain/(Loss):</b>					
Experience adjustment on plan liabilities	(10.26)	1.51	1.17	0.68	(0.01)
Experience adjustment on plan assets	-	(0.23)	(0.40)	(0.30)	0.58

The effect of an increase/ decrease of one percent point in inflation rate on PRMF:

(₹ in Crores)

Particulars	1% (+)		1% (-)	
	31.03.2017	31.03.2016	31.03.2017	31.03.2016
Service & Interest Cost	0.84	1.25	(1.34)	(0.84)
PBO (Closing)	12.14	11.93	(9.86)	(8.45)

Actuarial Assumptions:

Particulars	Gratuity		PRMF		ODRB	
	31.03.2017	31.03.2016	31.03.2017	31.03.2016	31.03.2017	31.03.2016
Method Used	Projected Unit Credit (PUC)	Projected Unit Credit (PUC)	Projected Unit Credit (PUC)	Projected Unit Credit (PUC)	Projected Unit Credit (PUC)	Projected Unit Credit (PUC)
Discount Rate*	7.50%	8.00%	7.50%	8.00%	7.50%	8.00%
Expected Rate of Return on Plan Assets	8.20%	8.36%	-	-	-	-
Future Salary Increase	6.00%	6.00%	6.00%	6.00%	6.00%	6.00%

\* In case of EESL, discount rate has been assumed to be 7.35%.



## CONSOLIDATED NOTES TO ACCOUNTS

- The Expected Rate of Return on Assets is the assumed rate of return (annualised).
- The Principle assumptions are the discount rate and salary growth rate. The discount rate is generally based on the market yields available on govt. bonds at the reporting date with a term that matches the liabilities and the salary growth rate takes account of inflation, seniority, promotions and other relevant factors as long term basis. The above information is certified by the Actuary.

### 47. Status of Documentation Subsequent to Unbundling of SEBs

Some of the erstwhile State Electricity Boards (SEBs) against whom loans were outstanding or on whose behalf guarantees were given, were restructured by the respective State Governments and new entities were formed in the past. Consequently, the liabilities of the erstwhile SEBs stand transferred to new entities. However, transfer agreements in the case of Chhattisgarh State Electricity Board (CSEB) is yet to be executed amongst the Company, new entity and the State Government.

Agreements in case of erstwhile Tamil Nadu State Electricity Board (TNEB) have been executed based on the provisional provisions of the Tamil Nadu Electricity (Re-organisation and Reforms) Transfer Scheme, 2010. The final notification for giving effect to transfer of assets and liabilities to successor entities of erstwhile TNEB has been issued. The transferee entities are repaying the outstanding loan of the Company as per the provisional transfer schemes. REC shall take further steps to execute the Final Loan Transfer Agreements after the finalisation of financial statements for FY 2016-17.

### Status of Documentation Subsequent to Reorganisation of the State of Andhra Pradesh

Subsequent to the reorganisation of erstwhile State of Andhra Pradesh, the state of Telangana has been formed on 2 June 2014. However, the assets and liabilities are yet to be transferred to the respective power utilities through a formal Gazette Notification.

Status of Documentation is as under:

- (i) Where ever the loans have been sanctioned to erstwhile APCPDCL, APNPDCL and APGENCO prior to bifurcation and documentation has not been done, these schemes have been re-sanctioned in the name of newly formed utilities and documentation formalities completed and accordingly the charge has been registered with the Ministry of Corporate Affairs (MCA).
  - (ii) Where ever the loans sanctioned in the name of erstwhile APCPDCL, APNPDCL prior to bifurcation and documentation formalities completed and drawls have been made, in these schemes an undertaking has been obtained from the name changed / newly formed utility and disbursements have been made to the newly formed utility by changing the name of the borrower in the name of new / name changed utility.
  - (iii) Where ever the Loan is sanctioned in the name of erstwhile APCPDCL, APNPDCL prior to bifurcation and documentation formalities completed with Government Guarantee and drawls have been made, further documentation for these schemes shall be done on Gazette Notification.
  - (iv) Once the final transfer scheme is notified through Gazette Notification by Govt, duly indicating the transfer of assets and liabilities among the power utilities, action for execution of documentation formalities will be taken up in respect of all the outstanding loans with the new / name changed utilities. Till that time, the demand for payment of interest / principal is being segregated by the Utilities and the respective portions are being paid by Utilities in Telangana and Andhra Pradesh.
48. The Ministry of Power launched a scheme 'Ujwal DISCOM Assurance Yojana' (UDAY) for achieving financial turnaround of the DISCOMs which are reeling under burden of heavy debt and losses. As per the OM dated 20 November 2015 issued by MoP on the UDAY scheme, States shall take over 75% of the DISCOM debt as on 30 September 2015 over 2 years.
- The DISCOMs of Punjab, Uttar Pradesh, Chhattisgarh, Rajasthan, Haryana, Bihar, Tamil Nadu, Madhya Pradesh, Telangana, Himachal Pradesh and Andhra Pradesh have pre-paid their outstanding loan amounting to ₹ 42,700 Crores till date under the scheme.
49. The Company's main business is to provide finance to power sector. Accordingly, the Company does not have more than one segment eligible for reporting in terms of Accounting Standard-17.



## CONSOLIDATED NOTES TO ACCOUNTS

### 50. Capital to Risk-weighted Assets Ratio (CRAR)

Being an Infrastructure Finance Company (IFC), REC is required to maintain a Capital to Risk Weighted Assets Ratio (CRAR) of 15% (with a minimum Tier I Capital of 10%).

(₹ in Crores)

Particulars	As at / For the year ended 31.03.2017	As at / For the year ended 31.03.2016
(i) CRAR (%)	21.18%	20.38%
(ii) CRAR - Tier I Capital (%)	18.43%	17.48%
(iii) CRAR - Tier II Capital (%)	2.75%	2.90%
(iv) Amount of subordinated debt raised as Tier-II capital (₹ in crore)	-	-
(v) Amount raised by issue of Perpetual Debt Instruments (₹ in crore)	-	-

### 51. Asset Liability Management - Maturity pattern of certain items of Assets and Liabilities :

(₹ in Crores)

As at 31.03.2017	Advances	Investments	Borrowings		Foreign Currency Items	
			Domestic Borrowings	Foreign Currency Borrowings	Assets	Liabilities (Other than Borrowings)
Upto 30/31 days	1,201	-	403	1,103	-	-
Over 1 month upto 2 months	3,244	-	366	-	-	-
Over 2 months upto 3 months	2,479	-	326	89	-	-
Over 3 month & upto 6 months	5,437	-	9,854	102	-	-
Over 6 months & upto 1 year	11,903	184	5,772	157	-	-
Over 1 year & upto 3 years	38,419	189	46,646	13,161	-	-
Over 3 years & upto 5 years	35,976	-	33,475	6,325	-	-
Over 5 years	103,270	2,260	49,826	248	-	-
<b>Total</b>	<b>201,929</b>	<b>2,633</b>	<b>146,667</b>	<b>21,184</b>	<b>-</b>	<b>-</b>

## CONSOLIDATED NOTES TO ACCOUNTS

(₹ in Crores)

As at 31.03.2016	Advances	Investments	Borrowings		Foreign Currency Items	
			Domestic Borrowings	Foreign Currency Borrowings	Assets	Liabilities (Other than Borrowings)
Upto 30/31 days	2,798	-	2,118	-	-	-
Over 1 month upto 2 months	1,971	-	2,999	-	-	-
Over 2 months upto 3 months	6,610	-	2,366	97	-	-
Over 3 month & upto 6 months	21,395	-	8,256	1,473	-	-
Over 6 months & upto 1 year	10,543	149	11,539	1,579	-	-
Over 1 year & upto 3 years	36,506	189	36,540	7,828	-	-
Over 3 years & upto 5 years	34,735	94	27,305	10,716	-	-
Over 5 years	86,720	1,920	56,100	296	-	-
<b>Total</b>	<b>201,278</b>	<b>2,352</b>	<b>147,222</b>	<b>21,989</b>	-	-

### 52. Disclosures in respect of Entities Consolidated as required under Schedule III to the Companies Act, 2013 (after adjustment of intergroup transactions):

Sl. No.	Name of the Entity	Net Assets i.e. Total Assets minus Total Liabilities		Share in Profit or Loss	
		As % of Consolidated Net Assets	Amount (₹ in Crores)	As % of Consolidated Profit or Loss	Amount (₹ in Crores)
(1)	<b>Parent</b>				
	Rural Electrification Corporation Limited	98.75%	33,251.45	99.11%	6,257.02
(2)	<b>Subsidiaries - Indian</b>				
1.	REC Power Distribution Company Limited	0.44%	146.94	0.19%	11.80
2.	REC Transmission Projects Company Limited	0.29%	96.30	0.46%	29.10
(3)	<b>Joint Venture - Indian</b>				
1.	Energy Efficiency Services Limited	0.52%	175.87	0.24%	15.45
	<b>Total</b>	<b>100.00%</b>	<b>33,670.56</b>	<b>100.00%</b>	<b>6,313.37</b>

### 53. Disclosures in respect of different accounting policies of Group Companies

- RECPDCL, during the year, has adopted different useful life for certain fixed assets item- camera, gps, other hand held wireless devices in addition to existing different useful life for certain fixed assets- mobile/tablet, furniture & fixtures and intangible assets from that of Rural Electrification Corporation Limited. Due to this change in accounting policy, profit before tax for the FY 2016-17 is lower by ₹ 0.05 crores.
- In case of Energy Efficiency Services Limited (EESL), depreciation on cell phone is provided at different rates from that of Rural Electrification Corporation Limited. The total amount of gross block and depreciation charged during the year on cell phone pertaining to the Company's share in the Joint Venture, EESL consolidated in these Consolidated Financial Statements for the year 2016-17 is ₹ 0.14 crores and ₹ 0.03 crores, the impact of which is immaterial.

## CONSOLIDATED NOTES TO ACCOUNTS

- (iii) In case of EESL, a Joint Venture of the Company, the exchange differences arising on reporting of long-term foreign currency monetary items
- (a) on account of a depreciable asset, is recognized by adjusting the cost of the depreciable asset and depreciated over the balance life of the asset.
- (b) in other cases, is recognized as income or expense in the statement of profit and loss.
- 54.** Two SPVs namely Nellore Transmission Limited and Baira Siul Sarna Transmission Limited were denotified vide notification No. 15/9/2013-Trans dtd 03.01.2014 and 100/1/EC (33)/SP&PA/2013 dtd 09.02.2015 respectively by the Ministry of Power. Consequent to the de-notification the application for dissolution were filed by the said two SPVs through "Fast Track Exit" mode. Nellore Transmission Limited and Baira Siul Sarna Transmission Limited were struck off on 25.05.2016 and 16.07.2016 respectively from the register of the Registrar of Companies (RoC), NCT of Delhi and Haryana.
- 55.** There are no Off-Balance Sheet SPVs sponsored by the Company, which need to be consolidated as per accounting norms.
- 56.** No penalties have been levied on the Company by any regulator during the year ended 31 March 2017 (Previous year Nil).
- 57.** No complaints have been received by the Company from the borrowers under the Fair Practices Code during the year ended 31 March 2017 (Previous year Nil).
- 58.** Previous year figures have been reclassified/ regrouped to conform to the current classification.
- 59.** Figures in Rupees have been rounded off to the nearest crores with two decimals, unless expressly stated.

The Significant Accounting Policies and Notes to Accounts 1 to 59 are an integral part of the Consolidated Financial Statements.

For and on behalf of the Board

**J.S. Amitabh**  
GM & Company Secretary

**Ajeet Kumar Agarwal**  
Director (Finance)  
DIN - 02231613

**P V Ramesh**  
Chairman and Managing Director  
DIN - 02836069

In terms of our Report of even date

**For Raj Har Gopal & Co.**  
Chartered Accountants  
Firm Reg. No.: 002074N

**For A.R. & Co.**  
Chartered Accountants  
Firm Reg. No.: 002744C

Place : Mumbai  
Date : 30 May 2017

**Shrey Gupta**  
Partner  
M.No. : 522315

**Anil Gaur**  
Partner  
M.No. : 017546

**THE ISSUER**

**REC Limited (formerly known as Rural Electrification Corporation Limited)**

Core- 4, SCOPE Complex  
7, Lodhi Road  
New Delhi 110003  
India

**ARRANGER AND DEALER**

**Barclays Bank PLC**

5 The North Colonnade  
Canary Wharf  
London E14 4BB  
United Kingdom

**LEGAL ADVISERS**

*To the Issuer as to United States and English  
Law*

**Allen & Overy (Asia) Pte Ltd**

50 Collyer Quay  
#09-01 OUE Bayfront  
Singapore 049321

*To the Issuer as to Indian law*

**J. Sagar Associates**

Vakils House, 18 Sprott Road,  
Ballard Estate,  
Mumbai – 400001  
India

*To the Dealer as to United States and English  
Law*

**Linklaters Singapore Pte. Ltd.**

One George Street #17-01  
Singapore 049145

*To the Dealer as to Indian law*

**Cyril Amarchand Mangaldas**

4th Floor, Prius Platinum, D-3  
District Centre, Saket  
New Delhi – 110 017  
India

**SINGAPORE LISTING AGENT**

**Linklaters Singapore Pte. Ltd.**

One George Street #17-01  
Singapore 049145

**AUDITORS**

**S.K. Mittal & Co.**

Chartered Accountants  
E-29, South Extension Part-II  
New Delhi — 110049, India

**O.P. Bagla & Co. LLP**

Chartered Accountants  
8/12, Kalkaji Extension,  
New Delhi - 110019, India

**PRINCIPAL PAYING AGENT**

**The Bank of New York Mellon,  
London Branch**  
One Canada Square

**REGISTRAR AND TRANSFER AGENT**

**The Bank of New York Mellon SA/NV,  
Luxembourg Branch**  
Vertigo Building – Polaris

London E14 5AL  
United Kingdom

2-4 rue Eugène Ruppert  
L-2453 Luxembourg

**DTC PAYING AGENT, EXCHANGE AGENT, REGISTRAR AND TRANSFER AGENT  
(IN RESPECT OF NOTES CLEARED THROUGH DTC)**

**The Bank of New York Mellon**  
240 Greenwich Street  
New York, NY 10286  
USA

**THE ISSUER**

**REC Limited**

**(formerly known as Rural Electrification Corporation Limited)**

Core- 4, SCOPE Complex  
7, Lodhi Road  
New Delhi 110003  
India

**MANAGERS**

**Barclays Bank PLC**  
5 The North Colonnade  
Canary Wharf  
London E14 4BB  
United Kingdom

**MUFG Securities Asia Limited**  
11/F, AIA Central  
1 Connaught Road, Central  
Hong Kong

**The Hongkong and Shanghai Banking  
Corporation Limited**  
Level 17, HSBC Main Building  
1 Queen's Road Central  
Hong Kong

**Standard Chartered Bank**  
One Basinghall Avenue  
London EC2V 5DD  
United Kingdom

**LEGAL ADVISERS**

*To the Managers as to English law*

**Linklaters Singapore Pte. Ltd.**  
One George Street, #17-01  
Singapore 049145

*To the Issuer as to Indian law*

**J. Sagar Associates**  
Vakils House, 18 Sprott Road,  
Ballard Estate,  
Mumbai – 400001  
India

**SINGAPORE LISTING AGENT**

**Linklaters Singapore Pte. Ltd.**  
One George Street, #17-01  
Singapore 049145

**INDIA INX & NSE IFSC LISTING AGENT**

**J. Sagar Associates**  
Vakils House, 18 Sprott Road,  
Ballard Estate,  
Mumbai – 400001  
India

**AUDITORS**

**S.K. Mittal & Co.**  
Chartered Accountants  
E-29, South Extension Part-II  
New Delhi – 110049, India

**O.P. Bagla & Co. LLP**  
Chartered Accountants  
B-225, 5<sup>th</sup> Floor,  
Okhla Industrial Area Phase-I  
New Delhi – 110020, India

**PRINCIPAL PAYING AGENT**

**The Bank of New York Mellon, London Branch**  
One Canada Square  
London E14 5AL  
United Kingdom

**REGISTRAR AND TRANSFER AGENT**

**The Bank of New York Mellon SA/NV,  
Luxembourg Branch**  
Vertigo Building – Polaris  
2-4 rue Eugene Ruppert  
L-2453 Luxembourg