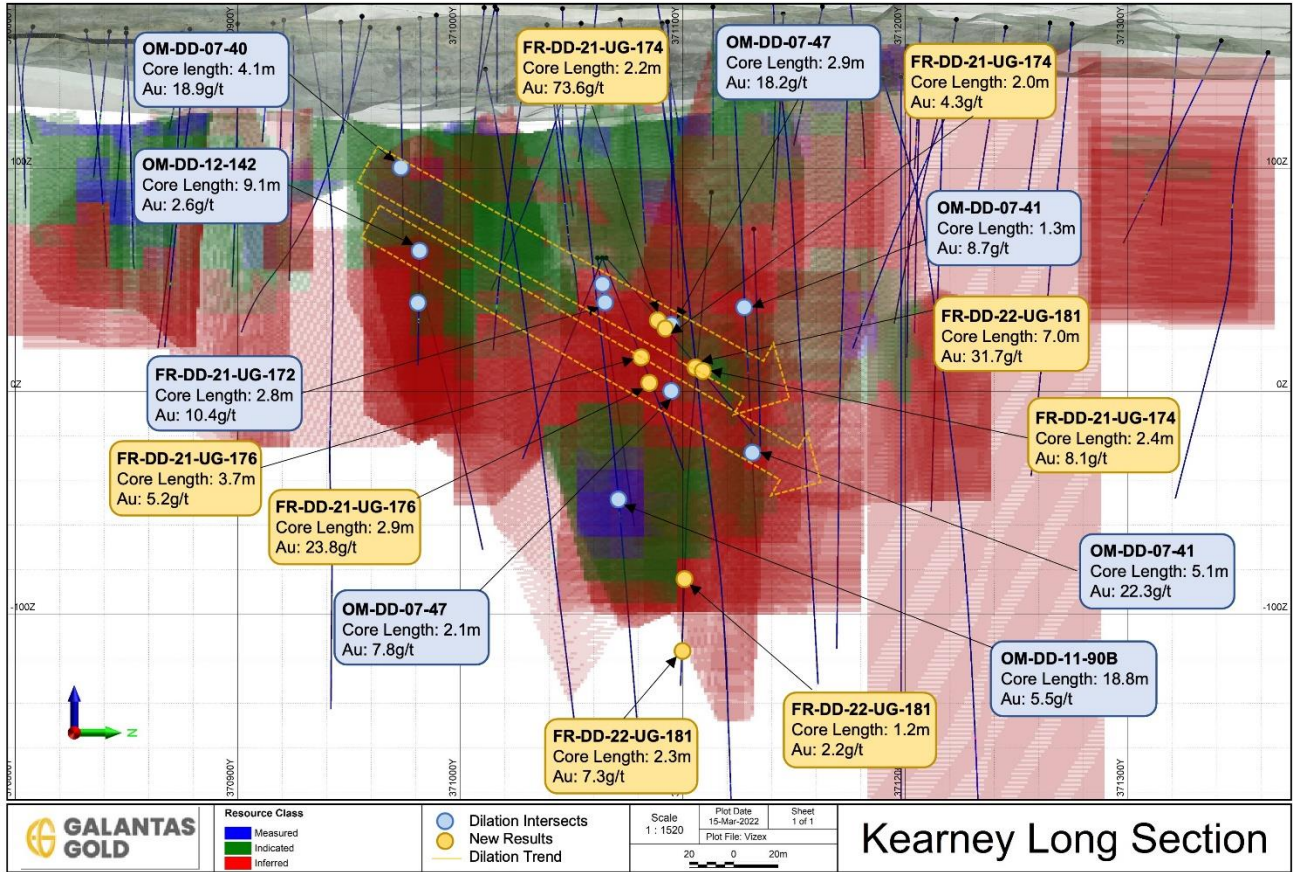




**Figure 1: Kearney Vein long-section view showing part of the resource model, the FR-DD-22-UG-181, FR-DD-21-UG-176 and FR-DD-21-UG-174 intersections, other key vein intersections, and two proposed dilation zone trends.**



**Figure 2: Cross section view showing hole FR-DD-22-UG-181 and part of the resource model.**



**Figure 3: Split section of drill core from hole FR-DD-22-UG-181, part of a Kearney Vein sample grading 213 g/t Au and 134 g/t Ag.**



**Figure 4: Cross section showing key intersections on the main Kearney Vein, B-lens, C-lens and stringer to the west.**

