



### Key Fund Characteristics

Monthly NAV total return	0.44%	Ticker	SSIF:LN
NAV per ordinary share	96.97p	ISIN	GB00BYMK5S87
Mid-price*	92.00p	Domicile	UK
Premium / discount	-5.12%	Listing	LSE SFS
Dividend frequency	Monthly	Ordinary shares in issue	52,660,350
Dividend yield*	7.61%	Market capitalisation	£48,447,522
Weighted average portfolio gross yield	10.46%	NAV	£51,112,656
Gearing	None	Number of direct loans	13
Currency hedged to GBP	100%	Number of platform loans	58
		Weighted average maturity	2.98 years

Data as at 31/05/19 \*Source Bloomberg

### Investment Objective

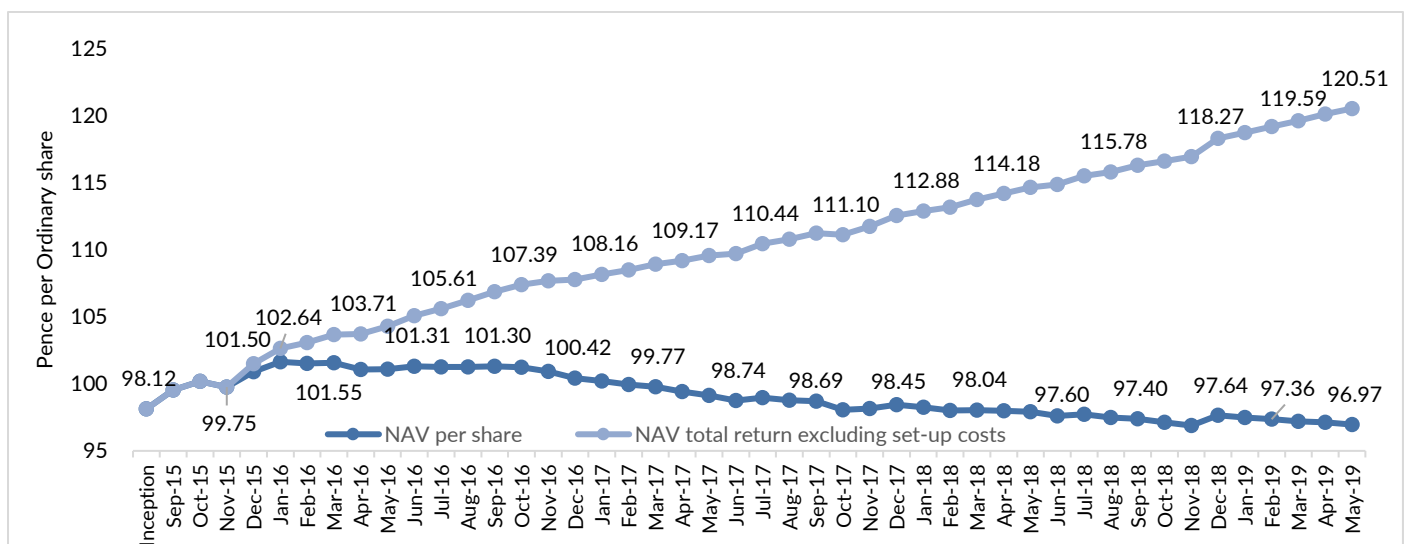
SQN Secured Income Fund Plc is a UK investment Trust with the investment objective of providing shareholders with attractive risk adjusted returns. The Company invests in a range of secured loans mainly through wholesale secured lending opportunities, secured trade, and receivable finance and other collateralised lending opportunities.

### Performance and Dividend History

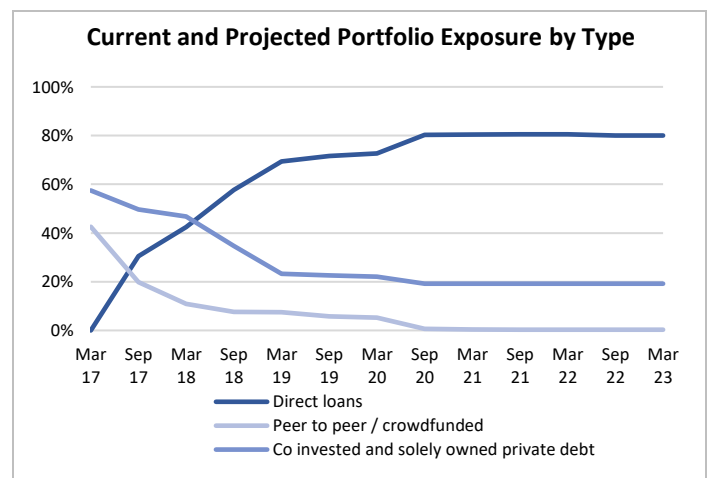
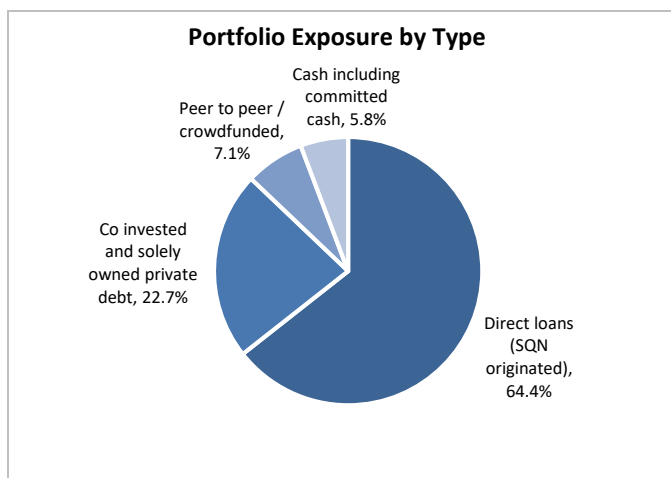
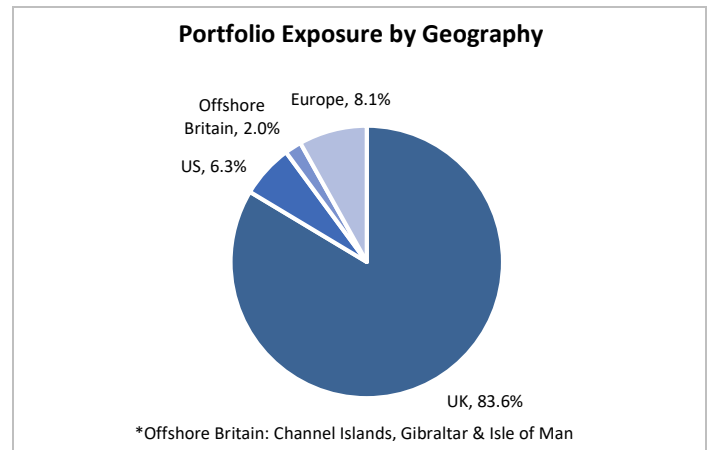
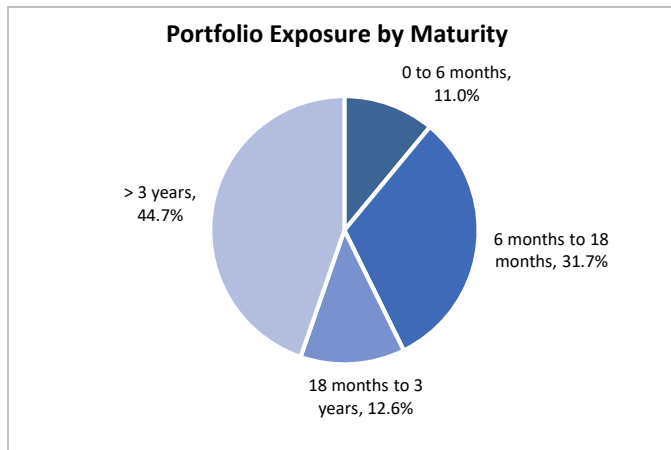
	Jan	Feb	Mar	Apr	May	Jun	Jul	Aug	Sep	Oct	Nov	Dec	Total from Jan 2017
NAV per share total return, including income*	2017 0.36%	0.31%	0.40%	0.23%	0.35%	0.13%	0.68%	0.31%	0.39%	-0.10%	0.57%	0.73%	<b>12.22%</b>
	2018 0.30%	0.24%	0.50%	0.40%	0.41%	0.18%	0.67%	0.28%	0.52%	0.33%	0.34%	0.44%	
	2019 1.39%	0.46%	0.44%	0.51%	0.44%								
Dividend *	2017 0.60p	0.60p	0.60p	0.60p	0.676p	0.525p	0.525p	0.525p	0.525p	0.525p	0.525p	0.525p	<b>16.20p</b>
	2018 0.525p	0.525p	0.525p	0.525p	0.525p	0.525p	0.525p	0.525p	0.583p	0.583p	0.583p	0.583p	
	2019 0.583p	0.583p	0.583p	0.583p	0.583p								
Share price performance**	2017 -0.26%	-2.41%	6.32%	1.55%	-0.51%	0.00%	-0.51%	0.00%	-0.77%	-0.78%	-0.26%	-1.83%	<b>-1.27%</b>
	2018 -1.33%	0.00%	-1.08%	1.91%	-1.88%	0.00%	-0.82%	-1.10%	0.28%	1.11%	1.37%	0.00%	
	2019 -0.27%	0.00%	-0.27%	-0.27%	0.55%								

\* Per Ordinary Share \*\* Source Bloomberg

### NAV & NAV Total Return



## Portfolio Analytics



## Top Ten Loan Exposure

Asset	Coupon	Maturity	Currency	Geographic region	Weighting
Loan 1	10.0%	Dec-23	GBP	UK	9.6%
Loan 2	10.0%	Mar-26	EUR	Europe	6.2%
Loan 3	11.0%	May-22	GBP	UK	4.9%
Loan 4	12.0%	Jun-21	GBP	UK	4.7%
Loan 5	11.0%	May-22	GBP	UK	4.5%
Loan 6	12.0%	Apr-22	GBP	UK	4.5%
Loan 7	12.0%	Nov-21	GBP	UK	3.5%
Loan 8	12.0%	Sep-20	GBP	UK	2.2%
Loan 9	12.0%	Aug-19	GBP	Offshore Britain	2.0%
Loan 10	10.0%	Jun-22	GBP	UK	1.8%

For more information, please contact:

Manager: SQN Asset Management Ltd, Melita House, 124 Bridge Road, Chertsey, Surrey, KT16 8LA

Email: [dkendall@sqncapital.com](mailto:dkendall@sqncapital.com) | Phone +44 (0) 1932 575 888

Broker: finnCap Ltd., 60 New Broad Street, London, EC2M 1JJ

William Marle | Email: [WMarle@finncap.com](mailto:WMarle@finncap.com) | Phone: +44 (0) 20 7220 0557

Retail Broker: Kepler Partners LLP, 9/10 Savile Row, London, W1S 3PF

Hugh van Cutsem | Email: [hugh@keplerpartners.com](mailto:hugh@keplerpartners.com) | Phone: +44 (0) 20 3384 8796