

Effective September 8th, 2020, the NB Global Floating Rate Income Fund Limited was renamed to the NB Global Monthly Income Fund Limited

**FUND OBJECTIVE**

The NB Global Monthly Income Fund Limited ("the Fund") aims to provide its shareholders with consistent levels of monthly income, while maintaining or increasing the Net Asset Value per Share over time. The Fund's managers seek to achieve this strategy by investing in a broad range of credit assets, including but not limited to high yield and investment grade bonds and alternative credit comprising of private debt, special situations and CLO debt tranches.

**INVESTMENT MANAGEMENT TEAM**


**Vivek Bommi**  
Senior Portfolio Manager  
London



**Pieter D'Hoore**  
Senior Portfolio Manager  
The Hague



**Joseph P. Lynch**  
Senior Portfolio Manager  
Chicago



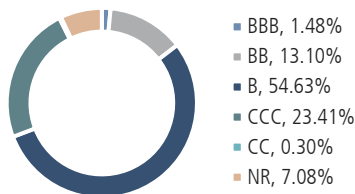
**Simon Matthews**  
Senior Portfolio Manager  
London

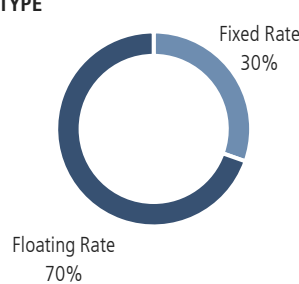
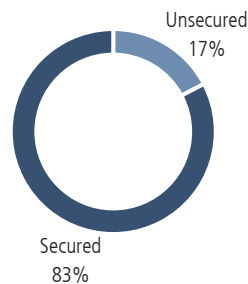


**Norman Milner**  
Senior Portfolio Manager  
New York

**FUND FACTS**

Ticker	NBMI:LN
ISIN	GG00B3KX4Q34
Admission Date	20 April 2011
Management Fee*	0.75%
ISA & SIPP eligible	Yes
Pricing	Daily
NAV (GBP)	0.9416
Share Price (GBP)	0.8310
Premium/Discount	-11.75%
Market Cap (GBP)	205.41 Million
Dividend Policy	Monthly**
Last Dividend (GBP)	0.0039
Annualised Dividend Yield (%)	5.63%

**CREDIT QUALITY % (MV)**

**ASSET ALLOCATION % (MV)**

**ASSET TYPE**

**TOP 10 S&P SECTORS % (MV)**

	Fund
Health Care	14.00
Oil & Gas	11.09
Financial Intermediaries	9.74
Electronics	9.00
Telecommunication	6.40
Leisure	5.69
Retailers	4.88
Business Equipment & Services	4.30
Industrial Equipment	3.57
Utilities	3.02

**TOP 10 ISSUERS % (MV)**

	Sector	Fund
Intelsat	Telecommunication	1.83
Team Health	Health Care	1.67
Euro Garages	Retailers	1.66
VVC Holding Corp	Health Care	1.63
Carnival Corp	Leisure	1.57
Brock Holdings III Inc	Business Equipment & Services	1.56
GTT Communications	Telecommunication	1.51
Kloekner Pentaplast	Containers & Glass	1.46
Realogy Corp	Building & Development	1.32
Hertz Corp	Surface Transport	1.28

**PORTFOLIO STATISTICS \*\*\***

Current Portfolio Yield (%)	6.11
Hedged Portfolio Yield (%)	6.12
Yield to Maturity (%)	6.15
Duration (years)	1.04
Number of Issuers	187
Average Credit Quality	B-
Weighted Average Price	100.32

Past performance is not a reliable indicator of future result

Holdings data excludes cash

\* The current management fee is 0.75% (on assets below £500m); 0.70% (on assets greater than £500m and lower or equal to £750m); 0.65% (on assets greater than £750m and lower or equal to £1bn); 0.60% (on assets greater than £1bn)

\*\* Provides Shareholders with consistent levels of monthly income, to commence following declaration of the Q3 2020 dividend.

\*\*\* Current Portfolio Yield is a market-value weighted average of the current yields of the holdings in the portfolio, calculated as the coupon (base rate plus spread) divided by current price. The calculation does not take into account any Fund expenses or sales charges paid, which would reduce the results. The Current Yield for the Fund will fluctuate from month to month. The Current Yield should be regarded as an estimate of the Fund's rate of investment income, and it may not equal the realised distribution rate for each share class. You should consult the Fund's prospectus for additional information about the Fund's dividends and distributions policy. Past performance is not a reliable indicator of future result.

**CONTACT**

Client Services: +44 (0)20 3214 9096  
Email: funds\_cseurope@nb.com  
Website: www.nbgmif.com

## MONTHLY COMMENTARY

### Market Update

Non-investment grade credit started off 2021 firmly in positive territory with strong investor interest in higher yielding fixed income. In senior floating rate loans the search for yield with limited duration pushed prices back to levels not seen since before the pandemic; however, there was fairly wide dispersion in returns across credit quality in both high yield and loans as investors bid up prices of higher yielding securities. In the month, there was also a brief bout of market volatility from extreme price moves in a few heavily shorted equity shares in the U.S., but markets shrugged it off given better-than-expected earnings, vaccine optimism, expectations for more fiscal stimulus and improving economic data.

While the macroeconomic picture is somewhat mixed globally, and despite the current lockdown situation in parts of Europe and vaccine roll-out delays in some regions of the U.S., the U.S. and Europe are positioned for improving growth in 2H 2021, and into 2022. Massive fiscal and monetary support will provide powerful tailwinds as will the unleashing of pent-up household demand for travel and services and as businesses look to build inventories which can already be seen in recent purchasing manager indicators. This is a favorable backdrop for non-investment grade credit fundamentals.

U.S. senior floating rate, as measured by the S&P/LSTA Leveraged Loan Index, returned 1.19% in January and the European Leveraged Loan Index (the "ELLI") returned 0.89%, excluding currency effects. The ICE BofA Global High Yield Constrained Index returned 0.23%. Generally, higher quality, non-distressed and larger, more liquid issuers in high yield and loans underperformed lower quality and distressed issuers. The Second Lien Loans index was up 2.33% in January and CLO debt also rallied in the month as the CLO BB index gained 2.87%.

The pace of defaults in non-investment grade credit continued to moderate, a pattern that is consistent with the recovery. For example, January was the third consecutive month without a default in the loan market.

Non-investment grade credit will likely continue to see favorable demand given the search for yield in a very low interest rate environment and the pipeline of new issuance is also providing us with ample opportunity from a credit selection perspective.

### Portfolio Positioning

Floating rate loans remain the portfolio's largest allocation at 49.7% followed by High Yield bonds 28.2% and Private Debt 12.3%. Our current allocation to BBB/BB rated credits ended the month at 14.6% while our exposure to CCC and below rated names finished the month at 23.7%. Regarding sector allocation, the top three weights included Healthcare, Oil & Gas, and Financial Intermediaries (CLOs). Our allocation to High Yield increased modestly in the month as we directed capital towards the new issue market which was robust, even for what is typically a strong month after the holidays. Our exposure to Healthcare, which increased to 14% overall was bolstered in part as we increased our exposure to Team Health, a service provider to Hospitals in the US.

### Recent investments

The NB Global Monthly Income Fund Limited recently participated in a new issue transaction from The AA, the largest roadside assistance provider in the UK. TowerBrook and Warburg Pincus recently took the company private and have injected equity to reduce leverage to a level we believe is now appropriate for the company given the stability of cashflows and margin profile we observe. The new Class B £ notes have a 6.5% coupon and 2026 maturity and were issued at par. We view the risk reward here compelling given the high (80%) renewal rates, strong brand value, consolidated market dynamics and recurring free cashflow profile.

Earlier in January, the Fund also invested in a loan transaction to support the acquisition of Gardner-Gibson by ICP Group. The company is a privately-held coatings, adhesives and sealants manufacturer with a US focus. The fund has a holding in the second priority loans which have an 850bps margin (inclusive of Libor floor) and were issued at 98.5. ICP has above-average margins relative to other 'intermediate' chemical peers with around half of revenues generated from renovation and repair products which we view as less cyclical.

## RISK CONSIDERATIONS

**Market Risk:** The risk of a change in the value of a position as a result of underlying market factors, including among other things, the overall performance of companies and the market perception of the global economy.

**Liquidity Risk:** The risk that the fund may be unable to sell an investment readily at its fair market value. In extreme market conditions this can affect the fund's ability to meet redemption requests upon demand.

**Credit Risk:** The risk that bond issuers may fail to meet their interest repayments, or repay debt, resulting in temporary or permanent losses to the fund.

**Interest Rate Risk:** The risk of interest rate movements affecting the value of fixed-rate bonds.

**Counterparty Risk:** The risk that a counterparty will not fulfil its payment obligation for a trade, contract or other transaction, on the due date.

**Operational Risk:** The risk of direct or indirect loss resulting from inadequate or failed processes, people and systems including those relating to the safekeeping of assets or from external events.

**Derivatives Risk:** The fund is permitted to use certain types of financial derivative instruments ("FDI") (including certain complex instruments) which can give rise to particular risks, including market risk, liquidity risk and counterparty credit risk. This may increase the fund's leverage significantly which may cause large variations in the value of your share.

**Currency Risk:** Investors who subscribe in a currency other than the base currency of the fund are exposed to currency risk. Fluctuations in exchange rates may affect the return on investment. Where past performance is shown it is based on the share class to which this factsheet relates. If the currency of this share class is different from your local currency, then you should be aware that due to exchange rate fluctuations the performance shown may increase or decrease if converted into your local currency.

## IMPORTANT INFORMATION

Source of all data and charts (unless stated otherwise): Neuberger Berman Europe Limited and Blackrock Aladdin.

This document has been issued by NB Global Monthly Income Fund Limited (the "Company"), and should not be taken as an offer, invitation or inducement to engage in any investment activity and is solely for the purpose of providing information about the Company.

This document does not constitute or form part of, and should not be construed as, any offer for sale or subscription of, or solicitation of any offer to buy or subscribe for, any share in the Company or securities in any other entity, in any jurisdiction.

The Company is a closed-ended investment company incorporated and registered in Guernsey and is governed under the provisions of the Companies (Guernsey) Law, 2008 (as amended), and the Registered Collective Investment Scheme Rules 2008 issued by the Guernsey Financial Services Commission ("GFSC"). It is a non-cellular company limited by shares and has been declared by the GFSC to be a registered closed-ended collective investment scheme. The Company's shares are admitted to the Official List of the UK Listing Authority with a premium listing and are admitted to trading on the Premium Segment of the London Stock Exchange's Main Market for listed securities.

Neuberger Berman Europe Limited ("NBEL"), the Company's Manager, is authorised and regulated by the Financial Conduct Authority ("FCA") and is registered in England and Wales, at Lansdowne House, 57 Berkeley Square, London, W1J 6ER and is also a Registered Investment Adviser with the Securities and Exchange Commission ("SEC") in the U.S. and regulated by the Dubai Financial Services Authority.

This document is addressed to professional clients only.

This document is presented solely for information purposes and nothing herein constitutes investment, legal, accounting or tax advice, or a recommendation to buy, sell or hold a security.

We do not represent that this information, including any third party information, is complete and it should not be relied upon as such. Any views or opinions expressed may not reflect those of the Company or NBEL as a whole. All information is current as of the date of this material and is subject to change without notice. No part of this document may be reproduced in any manner without prior written permission of the Company and NBEL.

An investment in the Company involves risks, with the potential for above average risk, and is only suitable for people who are in a position to take such risks. No recommendation or advice is being given as to whether any investment or strategy is suitable for a particular investor. Each recipient of this document should make such investigations as it deems necessary to arrive at an independent evaluation of any investment, and should consult its own legal counsel and financial, actuarial, accounting, regulatory and tax advisers to evaluate any such investment. It should not be assumed that any investments in securities, companies, sectors or markets identified and described were or will be profitable. Investment in the Company should not constitute a substantial proportion of an investor's portfolio and may not be appropriate for all investors. Diversification and asset class allocation do not guarantee profit or protect against loss.

Past performance is not a reliable indicator of current or future results. The value of investments may go down as well as up and investors may not get back any of the amount invested. The performance data does not take account of the commissions and costs incurred on the issue and redemption of units.

The value of investments designated in another currency may rise and fall due to exchange rate fluctuations in respect of the relevant currencies. Adverse movements in currency exchange rates can result in a decrease in return and a loss of capital.

Tax treatment depends on the individual circumstances of each investor and may be subject to change, investors are therefore recommended to seek independent tax advice.

This document, and the information contained therein, is not for viewing, release, distribution or publication in or into the United States, Canada, Japan, South Africa or any other jurisdiction where applicable laws prohibit its release, distribution or publication, and will not be made available to any national, resident or citizen of the United States, Canada, Japan or South Africa.

The distribution of this document in other jurisdictions may be restricted by law and persons into whose possession this document comes must inform themselves about, and observe, any such restrictions. Any failure to comply with the restrictions may constitute a violation of the federal securities law of the United States and the laws of other jurisdictions.

### **IMPORTANT INFORMATION (CONTINUED)**

The Company's shares have not been and will not be registered under the US Securities Act of 1933, as amended (the "Securities Act"), or with any securities regulatory authority of any state or other jurisdiction of the United States. The shares may not be offered, sold, resold, pledged, delivered, distributed or otherwise transferred, directly or indirectly, into or within the United States, or to, or for the account or benefit of, US persons (as defined in Regulation S under the Securities Act). No public offering of the shares is being made in the United States.

The Company has not been and will not be registered under the US Investment Company Act of 1940, as amended (the "Investment Company Act") and, as such, holders of the shares will not be entitled to the benefits of the Investment Company Act. No offer, sale, resale, pledge, delivery, distribution or transfer of the shares may be made except under circumstances that will

not result in the Company being required to register as an investment company under the Investment Company Act. In addition, the shares are subject to restrictions on transferability and

resale in certain jurisdictions and may not be transferred or resold except as permitted under applicable securities laws and regulations. Any failure to comply with these restrictions may

constitute a violation of the securities laws of any such jurisdictions.

The "Neuberger Berman" name and logo are registered service marks of Neuberger Berman Group LLC.

© 2021 Neuberger Berman Group LLC. All rights reserved. 593454