

Monthly Factsheet

December 2025

The RNS NAV Announcement is now available on SEQI's website at: www.seqi.fund

Sequoia Economic Infrastructure Income Fund (SEQI) seeks to provide investors with regular, sustained, long-term distributions and capital appreciation from a portfolio of private infrastructure debt investments diversified across mature jurisdictions and a range of sectors and subsectors.

Portfolio Summary¹

6.875p

As of November 2022, the Company increased its annual dividend target by 0.625p to 6.875p per share for the financial year

1.01x

The Company's cash dividend cover for HY26 was 1.01x (HY25:1.06x)

8.70%

The current dividend yield is 8.70% as at 31 December, based on the closing share price of 79.00 pence.

£1.3 billion

Portfolio valuation net of cash
SEQI is the largest listed debt fund in the UK

50 investments

Across eleven mature jurisdictions

£25.7 million

Average investment size

3.0 years

Average life of portfolio assets is 3.0 years²
Average maturity³ is 3.1 years
Modified duration⁴ is 2.16⁵

36%

Average equity cushion behind our loans

9.30%

Portfolio average yield-to-maturity/yield to worst

0.96%

Ongoing charge ratio⁶

Key Information

NAV per share (pence)	94.55
Market cap	£1.18bn
LSE Ticker	SEQI
ISIN	GG00BV54HY67
SEDOL	BV54HY6
Year-end	31 March
LSE index constituency	FTSE 250
Listing date	03/03/2015
Shares in issue	1,493,567,595
Share price (pence)	79.00
Premium/(discount)	-16.45%
Total gross assets	£1.4bn
Total net assets	£1.4bn
Equity cushion	36%
Invested portfolio as a % of NAV	94.90%
Total portfolio, including committed amounts, as a % of NAV	99.82%
Portfolio yield-to-maturity/yield-to-worst	9.30%
Annual dividend target	6.875p p.a.
Dividend timing	Quarterly
Next expected dividend declaration	Jan-26
Ongoing charge ratio	0.96%

Sustainability

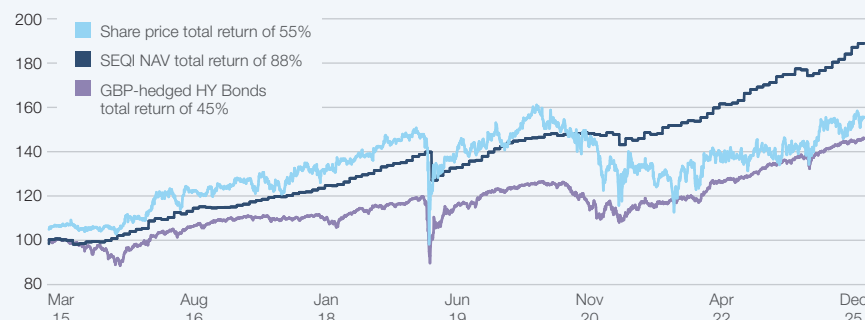
The Company has implemented a comprehensive programme incorporating broad sustainability considerations in its approach to investment through negative screening, thematic investing (positive screening), and ESG scoring using an internal, proprietary scoring methodology. These three areas are independently assured and reported on every half year.



1. All information based on settled investments only i.e. excluding pending transactions.
2. Average life is the weighted average of the times of the principal repayments.
3. Average maturity is the average date on which the final payment is due on a loan.
4. Modified duration is the ratio of percentage increase in price to decrease in yield.
5. Inclusive of interest rate swaps.
6. For the twelve months ending 30 September 2025. The OCR is calculated in line with AIC guidance.

SEQI's Sustainability Policy, Sustainability Report and other publications are available on the Company's website
www.seqi.fund/sustainability/publications/
www.seqi.fund

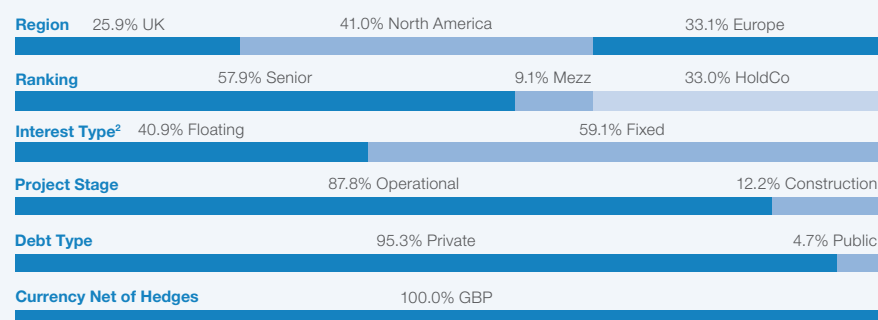
Performance Since IPO



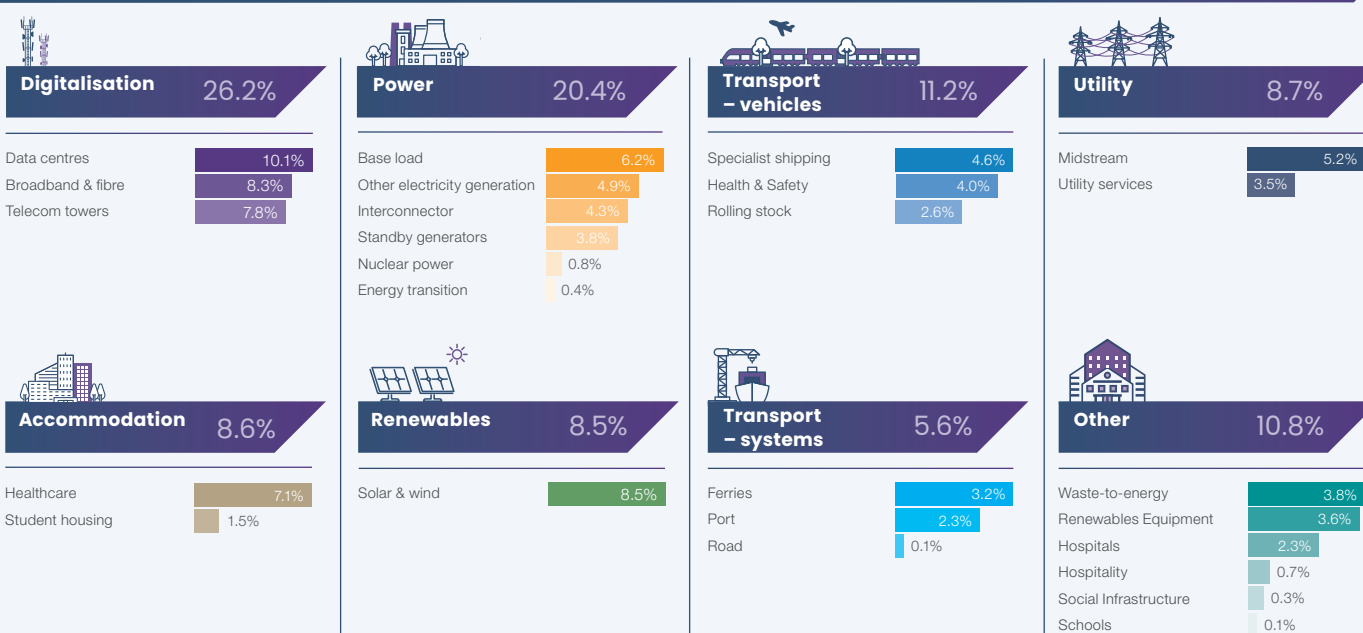
5 Largest Investments¹ (Representing 21.47% of the portfolio)

Investment name	Currency	Ranking	Value £m	Sector	Yield to maturity/ worst %
AP Wireless Junior	EUR	Mezz	65.2	Digitalisation	7.26
Project Murphy	EUR	HoldCo	56.7	Power	5.79
ACG BidCo Limited	GBP	Senior	56.4	Accommodation	15.96
Project Hero	EUR	Senior	52.0	Transport - vehicles	6.68
Hawkeye Solar HoldCo 2030	USD	HoldCo	51.4	Renewables	8.75

SEQI Portfolio



Diversification By Sector



Key Contacts

Investment Advisor

SIMCo,
4th Floor, 10 Lower Grosvenor Place,
London, SW1W 0EN
www.seqimco.com | pm@simcofunds.com
Contact: Randall Sandstrom, Steve Cook
and Matt Dimond

AIFM

FundRock Management Company
(Guernsey) Limited
1 Royal Plaza, Royal Avenue, St Peter Port,
Guernsey, GY1 2HL
www.fundrock.com/fundrock-guernsey/
Sequoia-AIFM@fundrock.com
Contact: Chris Hickling, Ben Snook

Administrator/Company Secretary

Apex Fund and Corporate Services
(Guernsey) Limited
www.apexgroup.com
Admin.Sequoia@apexgroup.com

Public Relations

Teneo (Financial PR)
The Carter Building, 11 Pilgrim Street,
London EC4V 6RN
www.teneo.com | sequoia@teneo.com
Contact: Rob Yates, Colette Cahill

Brokers

Jefferies International Limited
100 Bishopsgate, London, EC2N 4JL
www.jefferies.com | gleroux@jefferies.com
Contact: Gaudi Le Roux

J.P. Morgan Cazenove
25 Bank Street, Canary Wharf, London,
United Kingdom, E14 5JP
william.simmonds@jpmorgancazenove.com /
rupert.budge@jpmorgan.com
Contact: William Simmonds, Rupert Budge

Custodian

Bank of New York Mellon
1 Canada Square, London, E14 5AL
www.bnymellon.com | sequoia@bnymellon.com

1. The Company may have more than one investment with any particular borrower.
2. Inclusive of interest swaps.

Disclaimer This Report is intended solely for the information of the person to whom it is provided by the Company, the Investment Adviser, the Investment Manager or the Administrator. This Report is not intended as an offer or solicitation for the purchase of shares in the Company and should not be relied on by any person for the purpose of accounting, legal or tax advice or for making an investment decision. The payment of dividends and the repayment of capital are not guaranteed by the Company. Any forecast, projection or target is indicative only and not guaranteed in any way, and any opinions expressed in this Report are not statements of fact and are subject to change, and neither the Company nor the Investment Adviser is under any obligation to update such opinions. Past performance is not a reliable indicator of future performance, and investors may not get back the original amount invested. Unless otherwise stated, the sources for all information contained in this report are the Investment Adviser and the Administrator. Information contained in this Report is believed to be accurate at the date of publication, but none of the Company, the Investment Adviser, the Investment Manager and the Administrator gives any representation or warranty as to the Report's accuracy or completeness. This report does not contain and is not to be taken as containing any financial product advice or financial product recommendation. None of the Company, the Investment Adviser, the Investment Manager and the Administrator accepts any liability whatsoever for any loss (whether direct or indirect) arising from any use of this Report or its contents. Sequoia Investment Management Company Limited, registered in England (registered number 5902847). Registered Office: 14-17 Market Place, London, W1W 8AU United Kingdom.