

# NB Distressed Debt Investment Fund Limited – Global Shares (“NBDG”)

30 June 2019

## NBDG FUND OBJECTIVE

NB Distressed Debt Investment Fund Limited's ("NBDDIF") primary objective is to provide investors with attractive risk-adjusted returns through long-biased, opportunistic stressed, distressed and special situation credit-related investments while seeking to limit downside risk.

NBDDIF's holdings are diversified across distressed, stressed and special situations investments, with a focus on senior debt backed by hard assets. The portfolio is managed by the Distressed Debt team at Neuberger Berman, which sits within what we believe is one of the largest and most experienced non-investment grade credit teams in the industry.

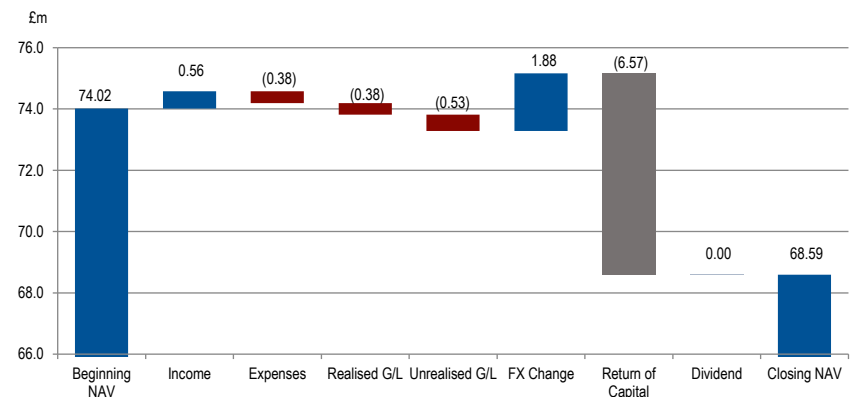
The New Global Share Class ("NBDG") was created in March 2014 in order to capture the growing opportunity in distressed debt globally. NBDG's investment period ended on 31 March 2017, following which the harvest period commenced. Including the £2.5 million capital distribution by way of redemption which the board approved post quarter-end (for distribution in 3Q19), £35.0 million (equivalent to 32% of original capital), has been, or will have been, distributed to shareholders (income by way of dividend, capital by way of redemption and share buy-backs), since the realisation phase for this share class began.

The New Global Share Class is one of three classes of shares in NBDDIF. The others are the Ordinary Share Class and the Extended Life Share Class. The Ordinary Share Class was subject to an investment period which ended on 10 June 2013 and the Extended Life Share Class was subject to an investment period which ended on 31 March 2015. Separate factsheets are produced for those share classes.

## FUND FACTS<sup>1</sup>

NAV Per Share:	91.13p
Share Price:	78.6p
Share Price Discount vs. NAV	(13.7)%
Market Cap.	£59.2m
Total NAV	£68.6m
No. of issuers	21
Launch Date:	4 March 2014
Base Currency:	GBP
NAV Frequency:	Daily
Domicile:	Guernsey
Year End:	31 December
Management Fee:	1.5%
Bloomberg Ticker:	NBDG:LN
ISIN:	GG00BDFZ6D54
Website:	<a href="http://www.nbddif.com">www.nbddif.com</a>
Fund Type:	Closed-ended Investment Company

## NAV BRIDGE: 31 MARCH – 30 JUNE 2019



Source: Neuberger Berman

Beginning NAV and Closing NAV are based on published NAVs for NBDG and not on a per share basis.

FX Changes due to share class's exposure to foreign currencies. As detailed in its prospectus, the share class generally does not intend to hedge the currency exposure between Sterling (the currency in which shares are denominated) and the currency of the investments made by the share class.

Return of Capital includes distributions and buy-backs.

Figures presented are based on quarter-end published financial information and financial information provided by U.S. Bank Global Fund Services (Guernsey) Limited / U.S. Bank Global Fund Services (Ireland) Limited, as administrator to NBDDIF (the "Administrator"). This NAV bridge has not been audited and figures are subject to change.

## MANAGER COMMENTARY

NBDG is in the harvest period and the investment manager is working to restructure, reorganise, and realise exits for each investment to maximise the value of the portfolio for the shareholders. During the harvest period, the investment manager seeks a catalyst for each of the remaining investments that will allow for a realisation and return of capital and profits, if applicable.

The investment manager uses economic, industry and issuer specific data to estimate the gross realisable value in downside, base case and upside scenarios for each investment in the portfolio. It currently estimates the range of the aggregated realisable value for the investments in the portfolio is between 92% and 176% of the 30 June 2019 market values of these investments, with a base case of 139%. Shareholders should, however, note that: (i) the realisable values of the investments are calculated on a gross basis and, in particular, do not reflect the investment manager's management fee and investment-related expenses; and (ii) this range of aggregate realisable values is an estimate only, and there is no guarantee that the value actually realised will be within this range. Further details on the risks relating to "forward looking information" are set out at the end of this factsheet.

Post quarter-end, the board approved a capital distribution of £2.5 million (£0.0332/share). The ratio of total value (capital distributions, dividends, share buy-backs and current NAV) to original capital is 92%. There were no exits during the quarter.

## Portfolio Update

NBDG ended the quarter with NAV per share of £0.9113 compared to £0.8964 at the end of March 2019. NBDG's NAV increased 1.7% during the quarter due to unrealised mark to market gains on Eagle Bulk Shipping and TORM public equities and a lodging & casino investment as well as positive movement in FX rates. Offsetting the gains were unrealised losses in Vistra public equity and an auto component debt/equity investment. During the harvest period, reorganised equities, including public equities, represent a larger percentage of the fund's investments. More detail can be found below. At quarter-end, 95% of NBDG's NAV was invested in distressed assets (including cash held in subsidiary accounts, receivables and net payables) with 5% held in cash.

The current portfolio consists of 21 issuers across 9 sectors. The largest sector concentrations include lodging & casinos, shipping, auto components, and commercial mortgage.

Data as at 30 June 2019. Past performance is not indicative of future returns. All comments unless otherwise stated relate to NBDG.  
1. Source: Bloomberg, except where otherwise stated

# NB Distressed Debt Investment Fund Limited – Global Shares (“NBDG”)

30 June 2019

## FUND MANAGERS

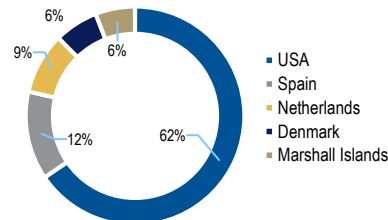
**Michael Holmberg**  
30 years' investment experience

**Brendan McDermott**  
15 years' investment experience

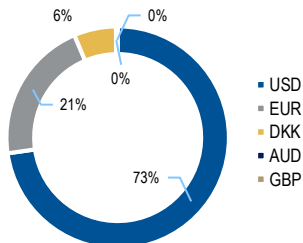
**Ravi Soni**  
14 years' investment experience

**Directors:**  
John Hallam (Chairman)  
Michael Holmberg  
Christopher Legge  
Christopher Sherwell  
Stephen Vakil

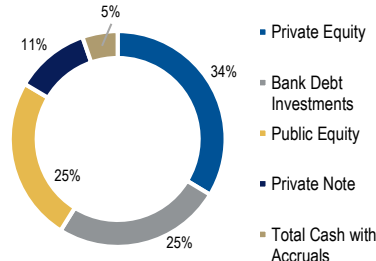
## COUNTRY BREAKDOWN<sup>4,5</sup> (%)



## CURRENCY BREAKDOWN<sup>4,5</sup> (%)



## INVESTMENT TYPE<sup>6</sup> (%)



## SECTOR BREAKDOWN<sup>7</sup> (%)

Lodging & Casinos	31.8%
Shipping	19.1%
Auto Components	8.6%
Commercial Mortgage	8.6%
Utilities	7.0%
Nonferrous Metals/Minerals	6.2%
Oil & Gas	5.2%
Building & Development	4.3%
Surface Transport	4.0%
Air Transport	0.0%
Unrestricted Cash and Accruals	5.1%
Restricted Cash	0.2%

## Portfolio Update (continued)

### Public Equity

In the harvest period the public equity portion of the portfolio is increased as the result of debt-for-equity conversions. The NBDG portfolio currently includes the following public equity holdings:

ISSUER	MARKET VALUE AT 30 JUNE 2019 (£ millions)	% NAV
Twin River	13.8	20.0%
Eagle Bulk Shipping Inc	5.1	7.4%
Torm A/S	4.2	6.1%
Vistra Energy Corp (fka TECH)	3.4	5.0%
Five Point Holdings LLC	2.9	4.3%
Sandridge Energy Inc	0.9	1.3%
Rivera Resources	0.4	0.5%
Roan Resources	0.05	0.1%
<b>Total</b>	<b>30.7</b>	<b>44.8%</b>

Notable events<sup>2</sup> below describe activity in the investments during the quarter and post quarter-end.

- Auto Components - During the quarter the company completed a recapitalisation. It issued \$150mm of super priority notes, completed coercive exchange offers for its existing First Lien and Second Lien Notes and amended its credit facilities. The company increased its current liquidity by \$125 million, converted nearly \$175 million of debt into equity, reduced its ongoing cash interest burden and extended its maturity profile.
- Post quarter-end, Twin River conducted a Dutch auction tender. NBDG participated in the tender with approximately 6.2% of our shares accepted for tender. The proceeds were received in 3Q19.

### Significant Value Change (approximately 0.5% of NBDG NAV or +/- £350,000)<sup>3</sup>

INDUSTRY	INSTRUMENT	2Q19 TOTAL RETURN (£ in millions)	MARKET VALUE (£ in millions)	QUARTERLY PRICE CHANGE	COMMENT
Eagle Bulk Shipping Inc	Public equity	£0.7	£5.1	12%	Improving dry bulk market
TORM	Public equity	£0.6	£4.2	14%	Improving product tanker market and announcement of an attractive fleet expansion transaction
Lodging & Casino	Private equity	£0.6	£5.8	16%	Improving profitability as a result of higher occupancy and ADRs caused in increase in valuation
Vistra	Public equity	(£0.4)	£2.7	-13%	Mild weather weighed on power prices
Auto Components	Various	(£0.9)	£5.9	-16%	New financing transaction and coercive distressed exchange offer decreased valuation of existing securities

### Exits

There were no exits this quarter.

Inception to date, NBDG has experienced 17 exits with a total return of £54.5 million, IRR of 16% and ROR of 24%.

2. Notable corporate events may or may not result in an increase or decrease in the value of an NBDG investment or a change in NBDG's NAV per share. Please note that an investment may experience a change in value (positive or negative) during the quarter whether or not it was subject to a notable corporate event. Not all events involving existing investments are disclosed. In addition, certain corporate events may not have been disclosed due to confidentiality obligations.

3. Industry categorisations determined by Neuberger Berman. Total Return determined by the Administrator and includes realised and unrealised gains and losses, expenses, FX gains and losses, and all income on investments according to US GAAP accounting. References in this factsheet to the market value of specific fund investments refers to the value determined in accordance with NBDG's valuation policy, which may include fair valued investments where third party prices are not available or are not considered accurate.

4. Categorisations determined by Neuberger Berman and percentages determined by the Administrator, based on market value as of 30 June 2019.

5. Includes cash and accruals.

6. Cash includes restricted and unrestricted cash, net accruals.

7. Categorisations determined by Neuberger Berman; percentages determined by Neuberger Berman and the Administrator. Please note that irrespective of the "sector" in which an investment is made, the underlying assets constituting the collateral for the investment comprise real estate assets in a majority of cases. As a result, NBDG's overall exposure to the real estate sector may be more than its actual direct exposure to that sector.

# NB Distressed Debt Investment Fund Limited – Global Shares (“NBDG”)

30 June 2019

## Partial Realisations

There was no material partial realisation activity during the quarter. The table below has been updated with current values.

PARTIAL REALISATION	SECTOR	QUARTER REPORTED	CASH INVESTED	CASH RECEIVED TO DATE	CURRENT VALUE OF INVESTMENT	TOTAL RETURN	CURRENT IRR	CURRENT ROR	MONTHS HELD
1	Lodging & Casino	1Q18	£4.5 million	£5.9 million	£1.1 million	£2.5 million	18%	57%	58

## Distributions

The investment manager's current expectation is to distribute 3-5% of 30 June 2019 NAV in 2019 (including the approved distribution of £2.5 million), 80-85% of 30 June 2019 NAV in 2020 and the remainder in 2021. Significant changes to timing of realisations based on current analysis are summarised below. For regulatory reasons, the final 10% of total return in respect of any class of participating shares in NBDDIF will be returned to shareholders with the final compulsory redemption of all of the outstanding shares of that class. In the harvest period, we continue to focus on restructuring and monetising our investments, balancing timely realisations with maximising proceeds to our investors. Changes to timing are expected based on market conditions and investment developments and will continue to be updated in the quarterly factsheets.

## Significant Investments Experiencing Exit Timing Changes

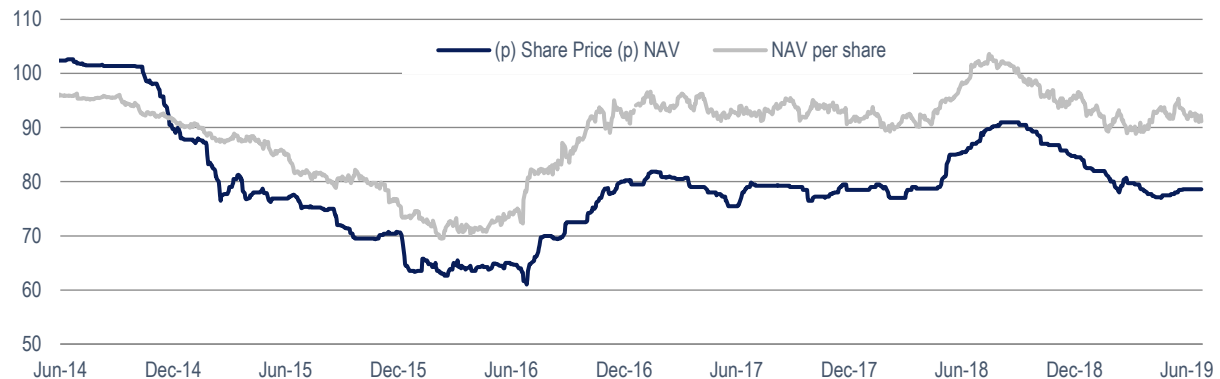
INDUSTRY / ISSUER	INSTRUMENT	MARKET VALUE	COMMENT
Eagle Bulk Shipping	Public Equity	£5.1 million	Catalyst from new International Maritime Organization (IMO) 2020 emissions regulations coming to fruition and we expect valuation and liquidity improvements in 2020
Torm	Public Equity	£4.8 million	Catalyst from IMO 2020 emissions regulations coming to fruition and we expect valuation and liquidity improvements in 2020

Post quarter-end, the board approved a £2.5 million (£0.0332/share) capital distribution by way of redemption bringing total distributions approved/distributed to £35.0 million or 32% of original capital.

## Share Buy-Backs

The company repurchased 100,000 shares in NBDG during the quarter at a weighted average discount of 15.8% and a cost of £77,402. Since inception to date, a total of 12,517,200, or 11.3% of the original NBDG shares, have been repurchased and cancelled.

## FUND PERFORMANCE<sup>8</sup>



## PORTFOLIO COMPOSITION – TOP 10 HOLDINGS<sup>9</sup>

Holding	Industry	Current Instrument	Status	Country	% of NAV	Primary Assets
1	Lodging & Casino	Public Equity	Post-Reorg	US	20%	Hotel/casino
2	Auto Components	Secured Notes/Private Equity	Post-Reorg	US	9%	Manufacturing plant and equipment
3	Commercial Mortgage	Secured Loan	Current	Netherlands	9%	Commercial real estate
4	Lodging & Casino	Secured Loan/Private Equity	Post-Reorg	Spain	9%	Hotel/lodging real estate
5	Shipping	Public Equity	Post-Reorg	US	7%	Maritime vessels
6	Nonferrous Metals/Minerals	Private Equity	Post-Reorg	US	6%	Manufacturing/distribution real estate
7	Shipping	Public Equity	Post-Reorg	Denmark	6%	Maritime vessels
8	Shipping	Secured Loan/Private Equity	Post-Reorg	Marshall Islands	6%	Maritime vessels
9	Utilities	Public Equity	Post-Reorg	US	5%	Power plants
10	Building & Development	Public Equity	Post-Reorg	US	4%	Residential real estate
<b>Total</b>					<b>81%</b>	

<sup>8</sup> Source: Bloomberg

<sup>9</sup> Categorisations determined by Neuberger Berman; percentages determined by Neuberger Berman and the Administrator. Please note that irrespective of the "sector" in which an investment is made, the underlying assets constituting the collateral for the investment comprise real estate assets in a majority of cases. As a result, NBDG's overall exposure to the real estate sector may be more than its actual direct exposure to that sector.

# NB Distressed Debt Investment Fund Limited – Global Shares (“NBDG”)

30 June 2019

*This document has been issued by NB Distressed Debt Investment Fund Limited (the “Company”), and should not be taken as an offer, invitation or inducement to engage in any investment activity and is solely for the purpose of providing information about the Company. This document does not constitute or form part of, and should not be construed as, any offer for sale or subscription of, or solicitation of any offer to buy or subscribe for, any share in the Company or securities in any other entity, in any jurisdiction.*

*The Company is a closed-ended investment company incorporated and registered in Guernsey and is governed under the provisions of the Companies (Guernsey) Law, 2008 (as amended), and the Registered Collective Investment Scheme Rules 2008 issued by the Guernsey Financial Services Commission (“GFSC”). It is a non-cellular company limited by shares and has been declared by the GFSC to be a registered closed-ended collective investment scheme. The Company’s shares are admitted to trading on the Specialist Fund Segment of the London Stock Exchange’s Main Market for listed securities.*

*Neuberger Berman Europe Limited (“NBEL”), the Company’s Manager, is authorised and regulated by the Financial Conduct Authority (“FCA”) and is registered in England and Wales, at Lansdowne House, 57 Berkeley Square, London, W1J 6ER and is also a Registered Investment Adviser with the Securities and Exchange Commission (“SEC”) in the U.S. and regulated by the Dubai Financial Services Authority.*

*This document is presented solely for information purposes and nothing herein constitutes investment, legal, accounting or tax advice, or a recommendation to buy, sell or hold a security. We do not represent that this information, including any third party information, is accurate or complete and it should not be relied upon as such. Any views or opinions expressed may not reflect those of the Company or NBEL as a whole. All information is current as of the date of this material and is subject to change without notice. No part of this document may be reproduced in any manner without prior written permission of the Company and NBEL.*

*There is no guarantee that any of the goals, targets or objectives described in this factsheet will be achieved. This factsheet may contain “forward-looking information” which can be identified by the use of forward looking terminology such as “may”, “will”, “should”, “expect”, “anticipate”, “target”, “project”, “estimate”, “intend”, “continue” or “believe” or the negatives thereof or other variations thereon or comparable terminology. Such statements are not purely historical in nature, and may include, among other things, projections, forecasts or estimates of cash flows, yields or returns, scenario analyses and proposed or expected portfolio composition. The forward-looking information contained herein is based upon certain assumptions about future events or conditions and is intended only to illustrate hypothetical results under those assumptions (not all of which will be specified herein). Not all relevant events or conditions may have been considered in developing such assumptions. The success or achievement of various results and objectives is dependent on a multitude of factors, many of which are beyond the control of the Company and Neuberger Berman. Actual volatility and returns will depend on a variety of factors including overall market conditions and the ability of the Company and Neuberger Berman to implement its process, investment strategy and risk management policies. No representations are made as to the accuracy of such estimates or projections or that such projections will be realised. Actual events or conditions are unlikely to be consistent with, and may differ materially from, those assumed.*

*An investment in the Company involves risks, with the potential for above average risk, and is only suitable for people who are in a position to take such risks. No recommendation or advice is being given as to whether any investment or strategy is suitable for a particular investor. Each recipient of this document should make such investigations as it deems necessary to arrive at an independent evaluation of any investment, and should consult its own legal counsel and financial, actuarial, accounting, regulatory and tax advisers to evaluate any such investment. It should not be assumed that any investments in securities, companies, sectors or markets identified and described were or will be profitable. Investment in the Company should not constitute a substantial proportion of an investor’s portfolio and may not be appropriate for all investors. Diversification and asset class allocation do not guarantee profit or protect against loss.*

*Past performance is not a reliable indicator of current or future results. The value of investments may go down as well as up and investors may not get back any of the amount invested. The performance data does not take account of the commissions and costs incurred on the issue and redemption of units.*

*The value of investments designated in another currency may rise and fall due to exchange rate fluctuations in respect of the relevant currencies. Adverse movements in currency exchange rates can result in a decrease in return and a loss of capital.*

*Tax treatment depends on the individual circumstances of each investor and may be subject to change, investors are therefore recommended to seek independent tax advice.*

*This document, and the information contained therein, is not for viewing, release, distribution or publication in or into the United States, Canada, Japan, South Africa or any other jurisdiction where applicable laws prohibit its release, distribution or publication, and will not be made available to any national, resident or citizen of the United States, Canada, Japan or South Africa. The distribution of this document in other jurisdictions may be restricted by law and persons into whose possession this document comes must inform themselves about, and observe, any such restrictions. Any failure to comply with the restrictions may constitute a violation of the federal securities law of the United States and the laws of other jurisdictions.*

*The Company’s shares have not been and will not be registered under the US Securities Act of 1933, as amended (the “Securities Act”), or with any securities regulatory authority of any state or other jurisdiction of the United States. The shares may not be offered, sold, resold, pledged, delivered, distributed or otherwise transferred, directly or indirectly, into or within the United States, or to, or for the account or benefit of, US persons (as defined in Regulation S under the Securities Act). No public offering of the shares is being made in the United States.*

*The Company has not been and will not be registered under the US Investment Company Act of 1940, as amended (the “Investment Company Act”) and, as such, holders of the shares will not be entitled to the benefits of the Investment Company Act. No offer, sale, resale, pledge, delivery, distribution or transfer of the shares may be made except under circumstances that will not result in the Company being required to register as an investment company under the Investment Company Act. In addition, the shares are subject to restrictions on transferability and resale in certain jurisdictions and may not be transferred or resold except as permitted under applicable securities laws and regulations. Any failure to comply with these restrictions may constitute a violation of the securities laws of any such jurisdictions.*

*The “Neuberger Berman” name and logo are registered service marks of Neuberger Berman Group LLC.*

*© 2019 Neuberger Berman Group LLC. All rights reserved.*